


Oath of Authenticity


STATE OF WASHINGTON)
) ss.
COUNTY OF SAN JUAN)

I solemnly swear that the unofficial returns and supporting documentation of the Special Election held on April 22, 2014, in San Juan County, State of Washington, are true and correct.

Subscribed and sworn before me this 6th day of 2014.



F. Milene Henley, San Juan County Auditor



Rick Hughes, San Juan County Legislative Authority
BOB JARMAN



Jonathan Cain, San Juan County Deputy Prosecuting Attorney

Certification of the Canvassing Board


STATE OF WASHINGTON)
) ss.
COUNTY OF SAN JUAN)

The undersigned officers designated by law as constituting the Canvassing Board for the County of San Juan, State of Washington, hereby certify that this is a full, true and correct copy of the Abstract of Votes including the cumulative results, precinct results, and reconciliation report of votes cast at the Special Election held on April 22, 2014 in San Juan County, State of Washington, and that the following are the true and reconciled numbers of voters and votes counted.

Witness our hands and official seal this 6th day of 2014.



F. Milene Henley, San Juan County Auditor



Rick Hughes, San Juan County Legislative Authority
BOB JARMAN



Randall K. Gaylord, San Juan County Prosecuting Attorney

Reconciliation Form		Registered voters eligible to participate	
County name	San Juan	Active registered voters	3818
Election date	April 22, 2014	Inactive registered voters	246

Category Reconciliation (detailed accounting of ballots)					
	Issued (number of voters issued ballots)	Ballots Received	Ballots Accepted	Ballots Not Counted	Discrepancy (If zero, category balances)
Totals for all voter categories	3,828	2208	2176	0	32
UOCAVA	76	6	6	0	0
Federal write-in		0	0	0	0
Provisional (include provisional ballots from other counties)	0	0	0	0	0
DRES (do not report ballots filled in with Automarks)	0	0	0	0	0
All voters not reported above (including regular ballots & ACP)	3752	2202	2170	0	32

Are all separate category discrepancy cells zero? If other than zero, check calculations or provide explanation of the category discrepancy.	Write Answer Here One empty envelope. Ballots Rejected number is what was rejected by the Canvassing Board and does not include the empty envelope.	
Voters credited to ballots counted ! Use Enter to move down	Overall Ballot Reconciliation ! Use Enter to move down	
Credited voters in EMS	2175	Ballots Received
Subtract: credited envelopes without ballots	0	Counted
Add: voters not credited in EMS (examples: FWAB or ACP)	1	Not Counted
Total valid ballots	2176	Discrepancy
Discrepancy	0	0
If unable to reconcile the number of ballots received, counted, and/or rejected, use this space to describe the investigative process followed.	Write Explanation Here	

County name	San Juan		Active registered voters	3818
Additional information requested by the Secretary of State. Please answer the questions below:				
For all returned ballots, how many were by:	Of all ballots returned, how many were generated through:			
Email	3	MyBallot	3	
Fax	0	Other online programs	0	Please provide an estimate of the number of voters using the AutoMark® in the box to the right.
Deposited at staffed, unstaffed deposit sites and voting centers.	793	PDF originating from county	0	
Report prepared by	Doris Schaller			
Contact number	360/370-7562			

Summary Special Election April 22, 2014

Total Active Voters			3,818
Total Inactive Voters			246
Total Envelopes Received	2,208		
Rejected Unsigned		5	
Rejected Signature Match		5	
Rejected Other		2	
Late Postmark		20	
Total			32
Total Voters Receiving Credit for Voting Paper Ballot	2,175		
Total Voters Receiving Credit for Voting by DAU	0		
Total Address Confidentiality Voter	1		
Total Votes Credited			2,176
Total Sent to Tabulation	2,176		
Empty Envelopes		0	
Canvass Ballots Rejected		0	
Total Ballots Tabulated			2,176

5 ballots were manually duplicated

3 voters voted by electronic ballots

No voters cured their signatures after Canvass Board Meeting on 5/05/2014

Special Election — San Juan County, Washington — April 22, 2014

Cumulative Report — Official

Total Number of Voters : 2,176 of 3,818 = 56.99%

Party Candidate

Early

Election

Total

	1,354	62.22%	0	0.00%	1,354	62.22%
Yes	822	37.78%	0	0.00%	822	37.78%
No	2,176	100.00%	0	0.00%	2,176	100.00%
Cast Votes:	0	0.00%	0	0.00%	0	0.00%
Over Votes:	0	0.00%	0	0.00%	0	0.00%
Under Votes:	0	0.00%	0	0.00%	0	0.00%

San Juan County Fire Protection District No. 2, Vote For 1

**Canvass Report — Absentee Voters — Official
Special Election — San Juan County, Washington — April 22, 2014**

Total Number of Voters : 2,176 of 3,818 = 56.99%

05/05/2014 02:37 PM
Precincts Reporting 0 of 4 = 0.00%

San Juan County Fire Protection District No. 2

Precinct	Absentee Ballots Cast	Total Ballots Cast	Registered Voters	Percent Turnout	Yes	No	Totals
022	566	566	1015	55.76%	354	212	566
023	552	552	933	59.16%	311	241	552
024	544	544	1041	52.26%	344	200	544
025	514	514	829	62.00%	345	169	514
Totals	2176	2176	3818		1354	822	2176