

When recorded, return to:

San Juan County, WA

F. Milene Henley, Auditor

ELECT

Pgs=32 ORENC

2018-0507013

05/07/2018 01:45 PM

NO FEE



00069881201805070130320328

Recorded at the request of:

SAN JUAN COUNTY ELECTIONS

San Juan County Elections
PO Box 638
Friday Harbor WA 98250

Document Title(s):

April 24, 2018 Special Election Returns

Grantors: San Juan County
Grantees: San Juan County

Tax Parcel Number(s):


Legal Description: April 24, 2018 Special Election Canvassing Reports

Reference Auditor File Numbers:

Oath of Authenticity

STATE OF WASHINGTON)
) ss.
COUNTY OF SAN JUAN)

I solemnly swear that the unofficial returns and supporting documentation of the April Special Election held on April 24, 2018, in San Juan County, State of Washington, are true and correct.



Jill Jacobs, County Deputy Auditor

Subscribed and sworn before me this 4th day of May, 2018





Rick Hughes, County Legislative Authority (witness)

Randall Gaylord, County Prosecuting Attorney (witness)

Certification of the Canvassing Board

STATE OF WASHINGTON)
) ss.
COUNTY OF SAN JAUN)

The undersigned officers designated by law as constituting the Canvassing Board for the County of San Juan, State of Washington, hereby certify that this is a full, true and correct copy of the Abstract of Votes including the cumulative results, precinct results, and reconciliation report of votes cast at the April Special Election on April 24, 2018, in San Juan County, State of Washington, and that the following are the true and reconciled numbers of voters and votes counted.

Witness our hands and official seal this 4th day of May, 2018





Jill Jacobs, County Deputy Auditor




Rick Hughes, County Legislative Authority (witness)

Randall Gaylord, County Prosecuting Attorney (witness)

Oath of Authenticity

STATE OF WASHINGTON)
) ss.
COUNTY OF SAN JUAN)

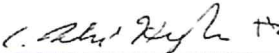
I solemnly swear that the unofficial returns and supporting documentation of the April Special Election held on April 24, 2018, in San Juan County, State of Washington, are true and correct.




Jill Jacobs, County Deputy Auditor



Subscribed and sworn before me this 4th day of May, 2018



Rick Hughes, County Legislative Authority (witness)


Randall Gaylord, County Prosecuting Attorney (witness)


Certification of the Canvassing Board

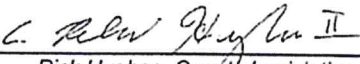
STATE OF WASHINGTON)
) ss.
COUNTY OF SAN JAUN)


The undersigned officers designated by law as constituting the Canvassing Board for the County of San Juan, State of Washington, hereby certify that this is a full, true and correct copy of the Abstract of Votes including the cumulative results, precinct results, and reconciliation report of votes cast at the April Special Election on April 24, 2018, in San Juan County, State of Washington, and that the following are the true and reconciled numbers of voters and votes counted.

Witness our hands and official seal this 4th day of May, 2018





Jill Jacobs, County Deputy Auditor


Rick Hughes, County Legislative Authority (witness)


Randall Gaylord, County Prosecuting Attorney (witness)

Cumulative Report — Official Special Election — San Juan County — April 24, 2018

Page 2 of 2

Total Number of Voters : 5,045 of 10,536 = 47.88%

Precincts Reporting 0 of 13 = 0.00%

05/03/2018 04:59 PM

Party	Candidate	Early	Election	Total
-------	-----------	-------	----------	-------

Hospital Commissioner 4, Vote For 1

	Richard (R.J.) Myers	156	0	156	8.18%
	Bill Bangs	230	0	230	12.05%
	Steve Hullely	48	0	48	2.52%
	John Dann	75	0	75	3.93%
	Diane L. Boteler	1,376	0	1,376	72.12%
	Unresolved Write-Ins	23	0	23	1.21%

Cast Votes:	1,908	85.14%	0	0.00%	1,908	85.14%
Over Votes:	8	0.36%	0	0.00%	8	0.36%
Under Votes:	325	14.50%	0	0.00%	325	14.50%

Hospital Commissioner 5, Vote For 1

	Patricia Miller	1,426	0	1,426	97.01%	
	Unresolved Write-Ins	44	0	44	2.99%	
Cast Votes:	1,470	65.60%	0	0.00%	1,470	65.60%
Over Votes:	0	0.00%	0	0.00%	0	0.00%
Under Votes:	771	34.40%	0	0.00%	771	34.40%

San Juan County Public Hospital District No. 3 Proposition No. 1, Vote For 1

Yes	1,687	76.44%	0	0.00%	1,687	76.44%
No	520	23.56%	0	0.00%	520	23.56%
Cast Votes:	2,207	98.48%	0	0.00%	2,207	98.48%
Over Votes:	0	0.00%	0	0.00%	0	0.00%
Under Votes:	34	1.52%	0	0.00%	34	1.52%

Cumulative Report — Official Special Election — San Juan County — April 24, 2018

Total Number of Voters : 5,045 of 10,536 = 47.88%

Precincts Reporting 0 of 13 = 0.00%

Party	Candidate	Early	Election	Total
-------	-----------	-------	----------	-------

San Juan Island School District No. 149 Proposition No. 1, Vote For 1

Yes		2,021	0	2,021
No		781	0	781
		781	0	781
		27.87%	0.00%	27.87%
		2,802	0	2,802
		99.93%	0.00%	99.93%
		0	0	0
		0.00%	0.00%	0.00%
		2	0	2
		0.07%	0.00%	0.07%

Hospital Commissioner 1, Vote For 1

	Richard Fralick	1,456	0	1,456
		96.17%	0.00%	96.17%
		58	0	58
		3.83%	0.00%	3.83%
		1,514	0	1,514
		67.56%	0.00%	67.56%
		0	0	0
		0.00%	0.00%	0.00%
		727	0	727
		32.44%	0.00%	32.44%

Hospital Commissioner 2, Vote For 1

	Pegi Groundwater	1,443	0	1,443
		97.96%	0.00%	97.96%
		30	0	30
		2.04%	0.00%	2.04%
		1,473	0	1,473
		65.73%	0.00%	65.73%
		0	0	0
		0.00%	0.00%	0.00%
		768	0	768
		34.27%	0.00%	34.27%

Hospital Commissioner 3, Vote For 1

	Arthur Lange	1,574	0	1,574
		89.33%	0.00%	89.33%
		166	0	166
		9.42%	0.00%	9.42%
		22	0	22
		1.25%	0.00%	1.25%
		1,762	0	1,762
		78.63%	0.00%	78.63%
		0	0	0
		0.00%	0.00%	0.00%
		479	0	479
		21.37%	0.00%	21.37%



Reconciliation Report
 April 24 2018 Special Election - April 24, 2018

Date of Completion: 05/04/2018

Registration		Overall Ballot Reconciliation	
Active Registered Voters	10,540	Received:	5,060
Inactive Registered Voters	543	Counted:	5,048
Total Registered Voters	11,083	Not Counted:	12
Credited Voters	0	Discrepancy:	0
ACPs Counted: 0, Total with ACPs: 0			

Voter Category Reconciliation Detail

Ballot Categories	Issued (Number of Voters Issued Ballots)	Received	Ballots Forwarded to Other Counties	Accepted/Counted	Rejected & Not Counted	Ballot Category Discrepancy
UOCAVA	176	13	N/A	13	0	0
Federal Write-In	N/A	0	N/A	0	0	0
Provisional	0	0	0	0	0	0
Ballots Cast on DRE's	0	0	N/A	0	0	0
All Other Ballots not reported above (Include Regular and ACP)	10,386	5,047	0	5,035	12	0
Totals:	10,562	5,060	0	5,048	12	

Additional Information Requested by the Secretary of State:

Return Method Breakdown:	Count	Of all ballots returned, how many were generated through:
Electronic	14	MyBallot: 0
Mail	1,971	Other Online programs: <i>Not Currently Tracked in EIMS</i>
Orcas Box	902	PDF Originating from County: <i>Not Currently Tracked in EIMS</i>
Resolved	29	
SJ Box	2,144	AutoMarks: <i>Not Currently Tracked in EIMS</i>

Summary

April Special, April 24, 2018

Total Active Voters		10,536
Total Inactive Voters		543
Total Envelopes Received	33	
Rejected Unsigned	6	
Rejected Signature Match	7	
Rejected Other	3	
Late Postmark	12	
Out-of-county	0	
Total	28	
Voters Receiving Credit for Voting Paper Ballot	5,032	
Voters Receiving Credit for Voting an Electronic Ballot	13	
Voters Receiving Credit for Voting by AVU	0	
Address Confidentiality Voter	0	
Total Voters Credited	5,045	
Total Sent to Tabulation	5,045	
Empty Envelopes	3	
Canvass Ballots Rejected	0	0
Total Ballots Tabulated		5,045

13 ballots were manually duplicated
 81 ballot packets returned undeliverable

Canvass Board Review
April Special, April 24, 2018

Envelopes and Ballots to be Reviewed by Canvass Board

33

Unsigned Envelopes

Envelopes reviewed by the Canvass Board	6	
Envelopes rejected		<u>6</u>
Envelopes accepted to process		<u>0</u>

Envelopes With Signatures That Do Not Match

Envelopes reviewed by the Canvass Board	11	
Envelopes rejected		<u>7</u>
Envelopes accepted to process		<u>4</u>

Envelopes With Late Postmarks & Late Ballot Box

Envelopes reviewed by the Canvass Board	12	
Envelopes rejected		<u>12</u>
Envelopes accepted to process		<u>0</u>

Other - Wrong election

Envelopes reviewed by the Canvass Board		3
Envelopes rejected		<u>3</u>
Envelopes accepted to process		<u>0</u>

Irregularly Voted Ballots

Ballots reviewed by the Canvass Board	1	
Ballots rejected		<u>0</u>
Ballots accepted to process		<u>1</u>

Total Envelopes and Ballots Reviewed by the Canvass Board

Total Envelopes rejected		<u>28</u>
Total Ballots Rejected		<u>0</u>
Total Envelopes and Ballots to process		<u>5</u>

Total Envelopes and Ballots reviewed

33

No Action - just review 2

San Juan County Auditor

Reconciliation Form

General information

County name	San Juan	Registered voters eligible to participate	
Election date	April 24, 2018	Active registered voters	10,536
		Inactive registered voters	543

Category Reconciliation (detailed accounting of ballots)

	Issued (number of voters issued ballots)	Ballots Received (envelopes containing ballots)	Ballots Accepted (Counted / Tabulated)	Ballots Not Counted		Discrepancy (If zero, category balances)
				Ballots forwarded to other counties	Ballots Rejected	
UOCAVA	176	13	13	N/A	0	0
Federal Write-in Absentee	N/A	0	0	N/A	0	0
Provisional	0	0	0	0	0	0
DREs	0	0	0	N/A	0	0
All voters not reported in above categories	10,386	5,047	5,032	0	15	0
Total for all voter categories	10,562	5,060	5,045	0	15	0

Summary

Reconciliation

Overall Ballot Reconciliation	
Ballots Received	5,060
Ballots Accepted	5,045
Ballots Not Counted	15
Discrepancy	0

Voters credited to ballots counted

Credited voters in EMS	5,048
Credited envelopes without ballots	(3)
Voters not credited in EMS (examples: FWAB or ACP)	0
Total valid ballots	5,045
Discrepancy	0

Additional information requested by the Secretary of State.

Return method

Email	3
Fax	0
Deposited at staffed, unstaffed deposit sites and voting	3,046
Non-UOCAVA returned by Fax or Email	1
Rejected Non-UOCAVA returned, Fax or Email	1

Generation method

MyBallot	13
Other online programs	0
PDF originating from county	0
Non-UOCAVA ballots issued electronically	97

AutoMark®

Estimated number of AutoMark® voters	0
--------------------------------------	---

Category discrepancy explanation

EMS discrepancy explanation

Report prepared by: Camolvn Armstrong

Date: June 3, 2018

Contact number: 360-370-7563

San Juan County Auditor

Reconciliation Form

General information

County name San Juan
 Election date April 24, 2018

Registered voters eligible to participate

Active registered voters 10,536
 Inactive registered voters 543

Category Reconciliation (detailed accounting of ballots)

	Issued (number of voters issued ballots)	Ballots Received (envelopes containing ballots)	Ballots Accepted (Counted / Tabulated)	Ballots Not Counted		Discrepancy (If zero, category balances)
				Ballots forwarded to other counties	Ballots Rejected	
UOCAVA	176	13	13	N/A	0	0
Federal Write-in Absentee	N/A	0	0	N/A	0	0
Provisional	0	0	0	0	0	0
DREs	0	0	0	N/A	0	0
All voters not reported in above categories	10,386	5,047	5,032	0	15	0
Total for all voter categories	10,562	5,060	5,045	0	15	0

Summary

Reconciliation

Overall Ballot Reconciliation

Ballots Received	5,060
Ballots Accepted	5,045
Ballots Not Counted	15
Discrepancy	0

Voters credited to ballots counted

Credited voters in EMS	5,048
Credited envelopes without ballots	(3)
Voters not credited in EMS (examples: FWAB or ACP)	0
Total valid ballots	5,045
Discrepancy	0

Additional information requested by the Secretary of State.

Return method

Email	3
Fax	0
Deposited at staffed, unstaffed deposit sites and voting	3,046
Non-UOCAVA returned by Fax or Email	1
Rejected Non-UOCAVA returned, Fax or Email	1

Generation method

MyBallot	13
Other online programs	0
PDF originating from county	0
Non-UOCAVA ballots issued electronically	97

AutoMark®

Estimated number of AutoMark® voters	0
--------------------------------------	---

Category discrepancy explanation

EMS discrepancy explanation

Report prepared by: Camolvn Armstrong

Date: June 3, 2018

Contact number: 360-370-7563

Reconciliation Form

Data entry

General information	
County name	San Juan
Election date	April 24, 2018
Registered voters eligible to participate	
Number of ACTIVE registered voters on Election Day	10,536
Number of INACTIVE registered voters on Election Day	543
Total registered voters eligible to participate	11,079
EMS	
How many voters were credited in EMS?	5,048
How many envelopes without ballots were credited, including ballots of other elections?	3
How many valid voters were NOT credited in EMS (ACP, FWAB)?	-
Adjusted number of valid voters	5,045
Ballots issued	
What was the total number of ballots issued?	10,562
Of the number above, how many UOCAVA ballots were issued?	176
Of the number above, how many provisional ballots were issued by your office?	-
Of the number above, how many DREs ballots were issued?	-
Voted ballots received	
How many voted ballots (in total) did you receive?	5,060
Of the number above, how many voted UOCAVA ballots did you receive?	13
Of the number above, how many Federal Write-in Absentee ballots did you receive?	-
Of the number above, how many provisional ballots did you receive?	-
Of the number above, how many DRE ballots were cast?	-
Ballots Counted/Tabulated	
How many ballots (in total) were counted/tabulated?	5,045
Of the number above, how many UOCAVA ballots were counted/tabulated?	13
Of the number above, how many Federal Write-in Absentee ballots were counted/tabulated?	-
Of the number above, how many provisional ballots were counted/tabulated?	-

Of the number above, how many DRE ballots were counted/tabulated?
 -

Ballots NOT Counted/Tabulated

	TOTAL	Provisional	Late transfer	Postmarked too late
How many ballots (in total) were FORWARDED to other counties?	-	-	-	-
How many ballots (in total) were REJECTED?	15	6	7	12
Of the number above, how many UOCAVA ballots were REJECTED?	-	-	-	-
Of the number above, how many Federal Write-in Absentee ballots were REJECTED?	-	-	-	-
Of the number above, how many provisional ballots were REJECTED?	-	-	-	-
Of the number above, how many DRE ballots were REJECTED?	-	-	-	-

Additional information requested by the Secretary of State

Ballots returned

How many ballots were returned by email.

How many ballots were returned by fax.

How many ballots were deposited at staffed or unstaffed deposit sites and voting centers?

How many non-UOCAVA ballots were returned by email or fax.

Ballot generation method

How many ballots were generated through MyBallot?

How many ballots were generated through other online programs?

How many ballots were generated through a PDF originating from the county?

How many non-UOCAVA ballots you issued by email, fax, or online program?

AutoMark®

Please provide an estimate of the number of AutoMark® or Verity Touch Writer® voters.

County Contact

Report prepared by Date

Contact number

		Other
returned electronically and no hardcopy was received	1	-
		-
		-
		-

Precinct Report — Official
 Special Election — San Juan County — April 24, 2018

05/03/2018 05:01 PM
 Precincts Reporting 0 of 13 = 0.00%

Page 1 of 17

Total Number of Voters : 5,045 of 10,536 = 47.88%

Party	Candidate	Early	Election	Total
-------	-----------	-------	----------	-------

Precinct 101 (Ballots Cast: 318)

San Juan Island School District No. 149 Proposition No. 1, Vote For 1

Yes	234	73.58%	0	0.00%	234	73.58%
No	84	26.42%	0	0.00%	84	26.42%
	318	100.00%	0	0.00%	318	100.00%
Cast Votes:						
Over Votes:	0	0.00%	0	0.00%	0	0.00%
Under Votes:	0	0.00%	0	0.00%	0	0.00%

**Precinct Report — Official
Special Election — San Juan County — April 24, 2018**

Page 2 of 17

05/03/2018 05:01 PM
Precincts Reporting 0 of 13 = 0.00%

Total Number of Voters : 5,045 of 10,536 = 47.88%

Party	Candidate	Early	Election	Total
-------	-----------	-------	----------	-------

Precinct 102 (Ballots Cast: 248)

San Juan Island School District No. 149 Proposition No. 1, Vote For 1

Yes	174	70.16%	0	0.00%	174	70.16%
No	74	29.84%	0	0.00%	74	29.84%
	248	100.00%	0	0.00%	248	100.00%
Cast Votes:						
Over Votes:	0	0.00%	0	0.00%	0	0.00%
Under Votes:	0	0.00%	0	0.00%	0	0.00%

**Precinct Report — Official
Special Election — San Juan County — April 24, 2018**

05/03/2018 05:01 PM
Precincts Reporting 0 of 13 = 0.00%

Page 3 of 17

Total Number of Voters : 5,045 of 10,536 = 47.88%

Party	Candidate	Early	Election	Total
-------	-----------	-------	----------	-------

Precinct 11 (Ballots Cast: 267)

San Juan Island School District No. 149 Proposition No. 1, Vote For 1

Yes	189	71.32%	0	0.00%	189	71.32%
No	76	28.68%	0	0.00%	76	28.68%
	265	99.25%	0	0.00%	265	99.25%
Cast Votes:						
Over Votes:	0	0.00%	0	0.00%	0	0.00%
Under Votes:	2	0.75%	0	0.00%	2	0.75%

**Precinct Report — Official
Special Election — San Juan County — April 24, 2018**

05/03/2018 05:01 PM
Precincts Reporting 0 of 13 = 0.00%

Page 4 of 17

Total Number of Voters : 5,045 of 10,536 = 47.88%

Party	Candidate	Early	Election	Total
-------	-----------	-------	----------	-------

Precinct 12 (Ballots Cast: 390)

San Juan Island School District No. 149 Proposition No. 1, Vote For 1

Yes	297	76.15%	0	0.00%	297	76.15%
No	93	23.85%	0	0.00%	93	23.85%
	390	100.00%	0	0.00%	390	100.00%
Cast Votes:						
Over Votes:	0	0.00%	0	0.00%	0	0.00%
Under Votes:	0	0.00%	0	0.00%	0	0.00%

Precinct Report — Official
 Special Election — San Juan County — April 24, 2018

05/03/2018 05:01 PM
 Precincts Reporting 0 of 13 = 0.00%

Page 5 of 17

Total Number of Voters : 5,045 of 10,536 = 47.88%

Party	Candidate	Early	Election	Total
-------	-----------	-------	----------	-------

Precinct 13 (Ballots Cast: 414)

San Juan Island School District No. 149 Proposition No. 1, Vote For 1

Yes	303	73.19%	0	0.00%	303	73.19%
No	111	26.81%	0	0.00%	111	26.81%
	414	100.00%	0	0.00%	414	100.00%
Cast Votes:						
Over Votes:	0	0.00%	0	0.00%	0	0.00%
Under Votes:	0	0.00%	0	0.00%	0	0.00%

**Precinct Report — Official
Special Election — San Juan County — April 24, 2018**

05/03/2018 05:01 PM
Precincts Reporting 0 of 13 = 0.00%

Page 6 of 17

Total Number of Voters : 5,045 of 10,536 = 47.88%

Party	Candidate	Early	Election	Total
-------	-----------	-------	----------	-------

Precinct 14 (Ballots Cast: 390)

San Juan Island School District No. 149 Proposition No. 1, Vote For 1

Yes	288	73.85%	0	0.00%	288	73.85%
No	102	26.15%	0	0.00%	102	26.15%
	390	100.00%	0	0.00%	390	100.00%
Cast Votes:						
Over Votes:	0	0.00%	0	0.00%	0	0.00%
Under Votes:	0	0.00%	0	0.00%	0	0.00%

**Precinct Report — Official
Special Election — San Juan County — April 24, 2018**

Page 7 of 17

05/03/2018 05:01 PM
Precincts Reporting 0 of 13 = 0.00%

Total Number of Voters : 5,045 of 10,536 = 47.88%

Party	Candidate	Early	Election	Total
-------	-----------	-------	----------	-------

Precinct 15 (Ballots Cast: 314)

San Juan Island School District No. 149 Proposition No. 1, Vote For 1

Yes	194	61.78%	0	0.00%	194	61.78%
No	120	38.22%	0	0.00%	120	38.22%
	314	100.00%	0	0.00%	314	100.00%
Cast Votes:			0	0.00%	0	0.00%
Over Votes:			0	0.00%	0	0.00%
Under Votes:			0	0.00%	0	0.00%

**Precinct Report — Official
Special Election — San Juan County — April 24, 2018**

05/03/2018 05:01 PM
Precincts Reporting 0 of 13 = 0.00%

Page 8 of 17

Total Number of Voters : 5,045 of 10,536 = 47.88%

Party	Candidate	Early	Election	Total
-------	-----------	-------	----------	-------

Precinct 16 (Ballots Cast: 280)

San Juan Island School District No. 149 Proposition No. 1, Vote For 1

Yes	207	73.93%	0	0.00%	207	73.93%
No	73	26.07%	0	0.00%	73	26.07%
	280	100.00%	0	0.00%	280	100.00%
Cast Votes:						
Over Votes:	0	0.00%	0	0.00%	0	0.00%
Under Votes:	0	0.00%	0	0.00%	0	0.00%

Precinct Report — Official
 Special Election — San Juan County — April 24, 2018

05/03/2018 05:01 PM
 Precincts Reporting 0 of 13 = 0.00%

Page 9 of 17

Total Number of Voters : 5,045 of 10,536 = 47.88%

Party	Candidate	Early	Election	Total
-------	-----------	-------	----------	-------

Precinct 17 (Ballots Cast: 183)

San Juan Island School District No. 149 Proposition No. 1, Vote For 1

Yes	135	73.77%	0	0.00%	135	73.77%
No	48	26.23%	0	0.00%	48	26.23%
	183	100.00%	0	0.00%	183	100.00%
Cast Votes:						
Over Votes:	0	0.00%	0	0.00%	0	0.00%
Under Votes:	0	0.00%	0	0.00%	0	0.00%

Precinct Report — Official
Special Election — San Juan County — April 24, 2018

05/03/2018 05:01 PM
 Precincts Reporting 0 of 13 = 0.00%

Total Number of Voters : 5,045 of 10,536 = 47.88%

Party	Candidate	Early	Election	Total
-------	-----------	-------	----------	-------

Precinct 22 (Ballots Cast: 594)

Hospital Commissioner 1, Vote For 1

Richard Fralick	395	96.11%	0	0.00%	395	96.11%
Unresolved Write-Ins	16	3.89%	0	0.00%	16	3.89%
Cast Votes:	411	69.19%	0	0.00%	411	69.19%
Over Votes:	0	0.00%	0	0.00%	0	0.00%
Under Votes:	183	30.81%	0	0.00%	183	30.81%

Hospital Commissioner 2, Vote For 1

Pegi Groundwater	375	97.91%	0	0.00%	375	97.91%
Unresolved Write-Ins	8	2.09%	0	0.00%	8	2.09%
Cast Votes:	383	64.48%	0	0.00%	383	64.48%
Over Votes:	0	0.00%	0	0.00%	0	0.00%
Under Votes:	211	35.52%	0	0.00%	211	35.52%

Hospital Commissioner 3, Vote For 1

Arthur Lange	414	88.65%	0	0.00%	414	88.65%
Leif	48	10.28%	0	0.00%	48	10.28%
Unresolved Write-Ins	5	1.07%	0	0.00%	5	1.07%
Cast Votes:	467	78.62%	0	0.00%	467	78.62%
Over Votes:	0	0.00%	0	0.00%	0	0.00%
Under Votes:	127	21.38%	0	0.00%	127	21.38%

Hospital Commissioner 4, Vote For 1

Richard (R.J.) Myers	56	11.22%	0	0.00%	56	11.22%
Bill Bangs	54	10.82%	0	0.00%	54	10.82%
Steve Hulley	12	2.40%	0	0.00%	12	2.40%
John Dann	18	3.61%	0	0.00%	18	3.61%
Diane L. Boteler	356	71.34%	0	0.00%	356	71.34%
Unresolved Write-Ins	3	0.60%	0	0.00%	3	0.60%
Cast Votes:	499	84.01%	0	0.00%	499	84.01%
Over Votes:	3	0.51%	0	0.00%	3	0.51%
Under Votes:	92	15.49%	0	0.00%	92	15.49%

Hospital Commissioner 5, Vote For 1

Patricia Miller	381	96.95%	0	0.00%	381	96.95%
Unresolved Write-Ins	12	3.05%	0	0.00%	12	3.05%
Cast Votes:	393	66.16%	0	0.00%	393	66.16%
Over Votes:	0	0.00%	0	0.00%	0	0.00%
Under Votes:	201	33.84%	0	0.00%	201	33.84%

**Precinct Report — Official
Special Election — San Juan County — April 24, 2018**

05/03/2018 05:01 PM
Precincts Reporting 0 of 13 = 0.00%

Page 11 of 17

Total Number of Voters : 5,045 of 10,536 = 47.88%

Party	Candidate	Early	Election	Total
-------	-----------	-------	----------	-------

Precinct 22 (Ballots Cast: 594)

San Juan County Public Hospital District No. 3 Proposition No. 1, Vote For 1

Yes	447	76.41%	0	0.00%	447	76.41%
No	138	23.59%	0	0.00%	138	23.59%
Cast Votes:	585	98.48%	0	0.00%	585	98.48%
Over Votes:	0	0.00%	0	0.00%	0	0.00%
Under Votes:	9	1.52%	0	0.00%	9	1.52%

Precinct Report — Official Special Election — San Juan County — April 24, 2018

05/03/2018 05:01 PM
Precincts Reporting 0 of 13 = 0.00%

Page 12 of 17

Total Number of Voters : 5,045 of 10,536 = 47.88%

Party	Candidate	Early	Election	Total
-------	-----------	-------	----------	-------

Precinct 23 (Ballots Cast: 556)

Hospital Commissioner 1, Vote For 1

Richard Fralick	342	95.80%	0	0.00%	342	95.80%
Unresolved Write-Ins	15	4.20%	0	0.00%	15	4.20%
Cast Votes:	357	64.21%	0	0.00%	357	64.21%
Over Votes:	0	0.00%	0	0.00%	0	0.00%
Under Votes:	199	35.79%	0	0.00%	199	35.79%

Hospital Commissioner 2, Vote For 1

Pegj Groundwater	334	97.66%	0	0.00%	334	97.66%
Unresolved Write-Ins	8	2.34%	0	0.00%	8	2.34%
Cast Votes:	342	61.51%	0	0.00%	342	61.51%
Over Votes:	0	0.00%	0	0.00%	0	0.00%
Under Votes:	214	38.49%	0	0.00%	214	38.49%

Hospital Commissioner 3, Vote For 1

Arthur Lange	385	90.38%	0	0.00%	385	90.38%
Leif	35	8.22%	0	0.00%	35	8.22%
Unresolved Write-Ins	6	1.41%	0	0.00%	6	1.41%
Cast Votes:	426	76.62%	0	0.00%	426	76.62%
Over Votes:	0	0.00%	0	0.00%	0	0.00%
Under Votes:	130	23.38%	0	0.00%	130	23.38%

Hospital Commissioner 4, Vote For 1

Richard (R.J.) Myers	21	4.45%	0	0.00%	21	4.45%
Bill Bangs	78	16.53%	0	0.00%	78	16.53%
Steve Hulley	15	3.18%	0	0.00%	15	3.18%
John Dann	15	3.18%	0	0.00%	15	3.18%
Diane L. Boteler	336	71.19%	0	0.00%	336	71.19%
Unresolved Write-Ins	7	1.48%	0	0.00%	7	1.48%
Cast Votes:	472	84.89%	0	0.00%	472	84.89%
Over Votes:	2	0.36%	0	0.00%	2	0.36%
Under Votes:	82	14.75%	0	0.00%	82	14.75%

Hospital Commissioner 5, Vote For 1

Patricia Miller	327	96.18%	0	0.00%	327	96.18%
Unresolved Write-Ins	13	3.82%	0	0.00%	13	3.82%
Cast Votes:	340	61.15%	0	0.00%	340	61.15%
Over Votes:	0	0.00%	0	0.00%	0	0.00%
Under Votes:	216	38.85%	0	0.00%	216	38.85%

Precinct Report — Official
 Special Election — San Juan County — April 24, 2018

05/03/2018 05:01 PM
 Precincts Reporting 0 of 13 = 0.00%

Page 13 of 17

Total Number of Voters : 5,045 of 10,536 = 47.88%

Party	Candidate	Early	Election	Total
-------	-----------	-------	----------	-------

Precinct 23 (Ballots Cast: 556)

San Juan County Public Hospital District No. 3 Proposition No. 1, Vote For 1

Yes	396	72.53%	0	0.00%	396	72.53%
No	150	27.47%	0	0.00%	150	27.47%
	546	98.20%	0	0.00%	546	98.20%
Cast Votes:						
Over Votes:	0	0.00%	0	0.00%	0	0.00%
Under Votes:	10	1.80%	0	0.00%	10	1.80%

Precinct Report — Official
Special Election — San Juan County — April 24, 2018

05/03/2018 05:01 PM
 Precincts Reporting 0 of 13 = 0.00%

Page 14 of 17

Total Number of Voters : 5,045 of 10,536 = 47.88%

Party	Candidate	Early	Election	Total
Precinct 24 (Ballots Cast: 570)				
Hospital Commissioner 1, Vote For 1				
	Richard Fralick	372	0	372
	Unresolved Write-Ins	15	0	15
	Cast Votes:	387	0	387
	Over Votes:	0	0	0
	Under Votes:	183	0	183
		96.12%	0.00%	96.12%
		3.88%	0.00%	3.88%
		67.89%	0.00%	67.89%
		0.00%	0.00%	0.00%
		32.11%	0.00%	32.11%
Hospital Commissioner 2, Vote For 1				
	Pegi Groundwater	388	0	388
	Unresolved Write-Ins	10	0	10
	Cast Votes:	398	0	398
	Over Votes:	0	0	0
	Under Votes:	172	0	172
		97.49%	0.00%	97.49%
		2.51%	0.00%	2.51%
		69.82%	0.00%	69.82%
		0.00%	0.00%	0.00%
		30.18%	0.00%	30.18%
Hospital Commissioner 3, Vote For 1				
	Arthur Lange	393	0	393
	Leif	55	0	55
	Unresolved Write-Ins	8	0	8
	Cast Votes:	456	0	456
	Over Votes:	0	0	0
	Under Votes:	114	0	114
		86.18%	0.00%	86.18%
		12.06%	0.00%	12.06%
		1.75%	0.00%	1.75%
		80.00%	0.00%	80.00%
		0.00%	0.00%	0.00%
		20.00%	0.00%	20.00%
Hospital Commissioner 4, Vote For 1				
	Richard (R.J.) Myers	41	0	41
	Bill Bangs	60	0	60
	Steve Hulley	7	0	7
	John Dann	18	0	18
	Diane L. Boteler	349	0	349
	Unresolved Write-Ins	12	0	12
	Cast Votes:	487	0	487
	Over Votes:	2	0	2
	Under Votes:	81	0	81
		8.42%	0.00%	8.42%
		12.32%	0.00%	12.32%
		1.44%	0.00%	1.44%
		3.70%	0.00%	3.70%
		71.66%	0.00%	71.66%
		2.46%	0.00%	2.46%
		85.44%	0.00%	85.44%
		0.35%	0.00%	0.35%
		14.21%	0.00%	14.21%
Hospital Commissioner 5, Vote For 1				
	Patricia Miller	374	0	374
	Unresolved Write-Ins	14	0	14
	Cast Votes:	388	0	388
	Over Votes:	0	0	0
	Under Votes:	182	0	182
		96.39%	0.00%	96.39%
		3.61%	0.00%	3.61%
		68.07%	0.00%	68.07%
		0.00%	0.00%	0.00%
		31.93%	0.00%	31.93%

**Precinct Report — Official
Special Election — San Juan County — April 24, 2018**

05/03/2018 05:01 PM
Precincts Reporting 0 of 13 = 0.00%

Page 15 of 17

Total Number of Voters : 5,045 of 10,536 = 47.88%

Party	Candidate	Early	Election	Total
-------	-----------	-------	----------	-------

Precinct 24 (Ballots Cast: 570)

San Juan County Public Hospital District No. 3 Proposition No. 1, Vote For 1

Yes	437	77.76%	0	0.00%	437	77.76%
No	125	22.24%	0	0.00%	125	22.24%
Cast Votes:	562	98.60%	0	0.00%	562	98.60%
Over Votes:	0	0.00%	0	0.00%	0	0.00%
Under Votes:	8	1.40%	0	0.00%	8	1.40%

Precinct Report — Official
 Special Election — San Juan County — April 24, 2018

05/03/2018 05:01 PM
 Precincts Reporting 0 of 13 = 0.00%

Page 17 of 17

Total Number of Voters : 5,045 of 10,536 = 47.88%

Party	Candidate	Early	Election	Total
-------	-----------	-------	----------	-------

Precinct 25 (Ballots Cast: 521)

San Juan County Public Hospital District No. 3 Proposition No. 1, Vote For 1

Yes	407	79.18%	0	0.00%	407	79.18%
No	107	20.82%	0	0.00%	107	20.82%
	514	98.66%	0	0.00%	514	98.66%
Cast Votes:						
Over Votes:	0	0.00%	0	0.00%	0	0.00%
Under Votes:	7	1.34%	0	0.00%	7	1.34%