

When recorded, return to:

Space for Recorder's use:

San Juan County Elections
PO Box 638
Friday Harbor WA 98250

San Juan County, WA
F. Milene Henley, Auditor
ELECT
Pgs=39 KIRAS

2020-0205013
02/05/2020 01:19 PM
NO FEE



Recorded at the request of:
SAN JUAN COUNTY ELECTIONS

Document Title(s):
November 5, 2019 General Election Returns

Grantors: San Juan County
Grantees: San Juan County

Tax Parcel Number(s):

Legal Description: **November 5, 2019 General Election Canvassing Reports**

Reference Auditor File Numbers:

Oath of Authenticity

STATE OF WASHINGTON)
) ss.
COUNTY OF SAN JUAN)

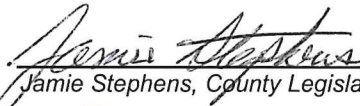
I solemnly swear that the unofficial returns and supporting documentation of the General Election held on November 5, 2019 in San Juan County, State of Washington, are true and correct.




F. Milene Henley, County Auditor



Subscribed and sworn before me this 26 day of November, 2019



Jamie Stephens, County Legislative Authority (witness)



Randall Gaylord, Prosecuting Attorney (witness)

Certification of the Canvassing Board

STATE OF WASHINGTON)
) ss.
COUNTY OF SAN JAUN)

The undersigned officers designated by law as constituting the Canvassing Board for the County of San Juan, State of Washington, hereby certify that this is a full, true and correct copy of the Abstract of Votes including the cumulative results, precinct results, and reconciliation report of votes cast at the General Election on November 5, 2019, in San Juan County, State of Washington, and that the following are the true and reconciled numbers of voters and votes counted.

Witness our hands and official seal this 26 day of November 2019





F. Milene Henley, County Auditor



Jamie Stephens, County Legislative Authority (witness)



Randall Gaylord, Prosecuting Attorney (witness)



F. Milene Henley, Auditor San Juan County

P.O. Box 638
(360) 378-2161

Friday Harbor, Washington 98250
FAX (360) 378-6256

Canvassing Board Review and Certification Meetings November 5, 2019 General Election

November 25, 2019 — Review

Attendees:

- F. Milene Henley – Auditor
- Jamie Stephens – Council Chair
- Randall K. Gaylord – Prosecuting Attorney
- Camolyn Armstrong – Elections Supervisor
- Amy Cadwell – Elections Specialist

Auditor Milene Henley called the Canvassing Board Review Meeting to order at 8:41 a.m. on Monday, November 25, 2019, at the San Juan County Elections office.

Ms. Armstrong gave an overview of this election’s ballot printing issue with San Juan County’s printer, K&H. The problems resulted in duplication efforts for more than 500 ballots. San Juan County Elections normally duplicates about 50 ballots per election. K&H has acknowledged that the error was on their end. Discussions are occurring between Ms. Henley, Ms. Armstrong, and K&H representatives regarding a discount due to use of extra resources necessitated by the mistake. Ms. Henley noted that this was the first time K&H had printed a two page ballot in Verity, and this shouldn’t be a problem next year because the issue has come to light. Mr. Gaylord responded that the summaries were noted and no action was required.

Canvassing Board members reviewed challenged envelopes and ballots as follows:

Challenged Envelopes	Total to Canvass	Accepted	Rejected
No Signature received	11		
Cure forms received and processed	2		
Outstanding balance (letters sent to voters, no response)	9	0	11
Mismatch Signature	31		
Cure forms received and processed	3		
Outstanding balance (letters sent to voters, no response)	17	11	20
Late Return	12	0	12
Challenged Ballots	Total to Canvass	Accepted	Rejected
Total Challenged Ballots/Races	25	18	7
Other Challenges	Total to Canvass	Accepted	Rejected
Ballot return no envelope / No declaration	2	0	2
Misc ballot return challenges	5	0	5
Wrong Election	4	1	3
Re-issue ballots	5	2	3
Total to Canvass	95		

The Canvassing Board reviewed twenty-five challenged ballots/races and accepted eighteen. All challenged ballots were challenged because of voter intent.

The Canvassing Board reviewed sixteen other challenges. The first two concerned ballots returned with no ballot envelope and no declaration. The ballots were rejected.

The next five ballots were miscellaneous challenges. One ballot envelope came in with two ballots enclosed. Both ballots were rejected. One ballot was returned with a note that the voter was deceased. The voter registration was cancelled in September, and the ballot was rejected. One ballot came back with a note that the voter had received two ballots. After further research, two voter registration records were located and merged, and the superfluous ballot was cancelled. One first issue ballot came back still in the outer envelope. The replacement ballot issued to the voter was received, and the first issue ballot was marked invalid. One ballot was returned with a different signature than the name on the ballot envelope. The voter whose signature was on the ballot envelope already had a received ballot. The ballot was rejected.

Four ballots which came back in August Primary ballot envelopes were reviewed. All four voters also submitted November General election ballots in the correct ballot envelopes. The August Primary ballots were submitted to the Canvassing Board for information only.

The Canvassing Board reviewed five informational ballots. The first three were first issue ballots for which the voter had also returned their current ballot. These first issue ballots have been marked invalid in VoteWA. The next two reissue ballots were determined to have been signed by people other than the people named on the ballot envelope. The people who had signed the ballot envelopes were credited with voting, and their ballots were sent to processing.

The meeting was adjourned at 9:50 a.m. with notice that the Canvassing Board would reconvene Tuesday, November 26, at 8:30 a.m. at the Elections office to certify the election.

November 26, 2019 — Certification

Attendees:

F. Milene Henley – Auditor
Jamie Stephens – Council Chair
Randall K. Gaylord – Prosecuting Attorney
Camolyn Armstrong – Elections Supervisor
Amy Cadwell – Elections Specialist
Thomas Starr – Observer

The Canvassing Board Certification meeting was called to order by Auditor Milene Henley at 8:36 a.m. on Tuesday, November 26, 2019, at the San Juan County Elections office.

Ms. Armstrong presented the following documents to the Canvassing Board members for review:

Canvassing Board Meeting Numbers from November 26 Meeting

VoteWA Reconciliation Form
VoteWA Reconciliation Report
Verity Official Cumulative Report
Verity Precinct Report

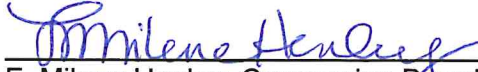
Canvassing Board members reviewed the reports. Ms. Armstrong explained how the numbers on the reports were obtained and that there is one known discrepancy which resulted in an additional ballot in one batch. She further noted that the reconciliation report was not calculating three of the signature cures accepted on Monday, November 25. She will be contacting the Washington Secretary of State's Office today to resolve the issue.

Ms. Armstrong commented that five people had cured signatures since the Canvassing Board last met and that these folks' ballots had been counted.

Canvassing Board members signed the Oath of Authenticity and Certification of Canvassing Board to certify the November 5, 2019 General.


The meeting was adjourned at 8:57 a.m.

Respectfully submitted,




F. Milene Henley, Canvassing Board Chair

Approved:



F. Milene Henley, County Auditor



Jamie Stephens, Council Member



Randall K. Gaylord, Prosecuting Attorney

San Juan County Auditor

Reconciliation Form

General information

County name San Juan
 Election date 11/5/2019

Registered voters eligible to participate

Active registered voters 13,712
 Inactive registered voters 554

Category Reconciliation (detailed accounting of ballots)

	Issued (number of voters issued ballots)	Credited voters in VoteWA (envelopes containing ballots)	Ballots Accepted (Counted / Tabulated)	Ballots not counted		Discrepancy (If zero, category balances)
				Ballots forwarded to other counties	Ballots Rejected	
UOCAVA	266	27	27	N/A	0	0
Federal write-in	N/A	0	0	N/A	0	0
Provisional	0	0	0	0	0	0
DREs	0	0	0	N/A	0	0
All voters not reported in above categories	13,661	8,011	7,971	0	40	0
Total for all voter categories	13,927	8,038	7,998	0	40	0

Summary

Reconciliation

Overall Ballot Reconciliation

Ballots Received	8,038
Ballots Accepted	7,998
Ballots Not Counted	40
Discrepancy	0

Voters credited to ballots counted

Credited voters in VoteWA	7,998
Credited envelopes without ballots	(1)
Voters not credited in VoteWA (examples: FWAB or ACP)	0

Total valid ballots	7,997
Discrepancy	(1)

Additional Information

Replacement Ballots

Requested	197
Issued	195
Returned	125
Counted	125
Rejected	0

Return method

Email	25
Fax	0
Deposited at staffed, unstaffed deposit sites and voting centers	4,482
Non-UOCAVA returned by Fax or Email	25

Generation method

VoteWA	52
Other online programs	0
PDF originating from county	0
Non-UOCAVA ballots issued electronically	55

AVU

Estimated number of paper ballots printed by AVU	1
--	---

Category discrepancy explanation

There was one envelope without a ballot and one batch was processed with an addition ballot not caught during processing.

VoteWA discrepancy explanation

Report prepared by: Camolyn Armstrong
 Contact number: 360 370-3357

Date: November 26, 2019

Reconciliation Form

Data entry

General information	
County name	San Juan
Election date	11/5/2019

Registered voters eligible to participate	
Number of ACTIVE registered voters	13,712
Number of INACTIVE registered voters	554
Total registered voters eligible to participate	14,266

VoteWA	
How many voters were credited in VoteWA?	7,998
How many envelopes without ballots were credited, including ballots of other elections?	1
How many valid voters were NOT credited in VoteWA (ACP, FWAB)?	
Adjusted number of valid voters	7,997

Ballots issued	
What was the total number of ballots issued?	13,927
Of the total number above, how many UOCAVA ballots were issued?	266
Of the total number above, how many provisional ballots were issued?	-
Of the total number above, how many DRE ballots were issued?	-

Voted ballots received	
How many voted ballots (in total) did you receive?	8,038
Of the number above, how many UOCAVA ballots did you receive?	27
Of the number above, how many Federal write-in ballots did you receive?	-

-
-

Ballots Accepted

How many ballots (in total) were counted/tabulated?	7,998
Of the number above, how many UOCAVA ballots were counted/tabulated?	27
Of the number above, how many Federal Write-in ballots were counted/tabulated?	-
Of the number above, how many provisional ballots were counted/tabulated?	-
Of the number above, how many DRE ballots were counted/tabulated?	-

Ballots NOT Counted/Tabulated

Forwarded ballots	
Total ballots forwarded to other counties?	-
Of the total number above, how many of the forwarded ballots were provisional ballots?	-
Of the total number above, how many of the forwarded ballots were late transfer?	-
Rejected ballots	
Total ballots rejected	40
Of the total above, how many were rejected because of a missing signature?	10
Of the total above, how many were rejected because of the signature didn't match?	18
Of the total above, how many were rejected because of the ballot was Postmarked too late?	12
Of the total above, how many were rejected because they were returned electronically and no hardcopy was received?	-
Of the total above, how many were rejected other reasons?	-
Total UOCAVA ballots rejected	
Of the total above, how many were rejected because of a missing signature?	-
Of the total above, how many were rejected because of the signature didn't match?	-
Of the total above, how many were rejected because of the ballot was Postmarked too late?	-
Of the total above, how many were rejected other reasons?	-
Total Federal Write-in Absentee ballots rejected	
Of the total above, how many were rejected because of a missing signature?	-
Of the total above, how many were rejected because of the signature didn't match?	-
Of the total above, how many were rejected because of the ballot was Postmarked too late?	-

Of the total above, how many were rejected other reasons?	-
Total provisional ballots rejected	-
Of the total above, how many were rejected because of a missing signature?	-
Of the total above, how many were rejected because of the signature didn't match?	-
Of the total above, how many were rejected because of the ballot was Postmarked too late?	-
Of the total above, how many were rejected other reasons?	-
Total DRE ballots rejected	-

Additional Information	
Replacement Ballots	
How many replacement ballots were requested?	197
How many replacement ballots were issued?	195
How many replacement ballots were received?	125
How many replacement ballots were counted?	125
How many replacement ballots were rejected?	-
Ballot generation method	
How many ballots were generated through VoteWA?	52
How many ballots were generated through other online programs?	-
How many ballots were generated through a PDF originating from the county?	-
How many non-UOCAVA ballots were issued by email, fax, or online program?	55
Ballots returned	
In total, how many ballots were returned by E-mail?	25
In total, how many ballots were returned by fax?	-
How many non-UOCAVA ballots were returned by E-Mail or fax?	25
How many ballots were deposited at staffed or unstaffed deposit sites and voting centers?	4,482
AVU	
Please provide an estimate of the number of paper ballots printed by AVU	1

Report prepared by	Signature
Date	

Camolyn Armstrong

11/26/19

(Faint, illegible text)

Contact number

360 370 3357

**Completing this form fulfils the requirements in RCW 29A.60.235 and 2011 c 10 s 62
Rev 2.4 (08/13/2019)**

Cumulative Results Report

2019 General Election - Official

Run Time 5:12 PM
Run Date 11/25/2019**San Juan County**

2019 General Election

11/5/2019

Page 1

Official Results**Registered Voters**
7998 of 13718 = 58.30%**Precincts Reporting**
0 of 39 = 0.00%**Referendum Measure No. 88**

Choice	Party	Absentee Voting		Total	
Approved		4,692	62.99%	4,692	62.99%
Rejected		2,757	37.01%	2,757	37.01%
	Cast Votes:	7,449	100.00%	7,449	100.00%
	Undervotes:	546		546	
	Overvotes:	3		3	

Initiative Measure No. 976

Choice	Party	Absentee Voting		Total	
Yes		2,300	29.52%	2,300	29.52%
No		5,491	70.48%	5,491	70.48%
	Cast Votes:	7,791	100.00%	7,791	100.00%
	Undervotes:	206		206	
	Overvotes:	1		1	

Advisory Vote No. 20

Choice	Party	Absentee Voting		Total	
Repealed		3,384	49.02%	3,384	49.02%
Maintained		3,519	50.98%	3,519	50.98%
	Cast Votes:	6,903	100.00%	6,903	100.00%
	Undervotes:	1,094		1,094	
	Overvotes:	1		1	

Advisory Vote No. 21

Choice	Party	Absentee Voting		Total	
Repealed		3,134	44.64%	3,134	44.64%
Maintained		3,886	55.36%	3,886	55.36%
	Cast Votes:	7,020	100.00%	7,020	100.00%
	Undervotes:	977		977	
	Overvotes:	1		1	

Cumulative Results Report

2019 General Election - Official

Run Time 5:12 PM
Run Date 11/25/2019**San Juan County**

2019 General Election

11/5/2019

Page 2

Official Results**Registered Voters**
7998 of 13718 = 58.30%**Precincts Reporting**
0 of 39 = 0.00%**Advisory Vote No. 22**

Choice	Party	Absentee Voting		Total	
Repealed		3,326	48.29%	3,326	48.29%
Maintained		3,561	51.71%	3,561	51.71%
	Cast Votes:	6,887	100.00%	6,887	100.00%
	Undervotes:	1,111		1,111	
	Overvotes:	0		0	

Advisory Vote No. 23

Choice	Party	Absentee Voting		Total	
Repealed		1,554	21.69%	1,554	21.69%
Maintained		5,611	78.31%	5,611	78.31%
	Cast Votes:	7,165	100.00%	7,165	100.00%
	Undervotes:	833		833	
	Overvotes:	0		0	

Advisory Vote No. 24

Choice	Party	Absentee Voting		Total	
Repealed		3,300	48.86%	3,300	48.86%
Maintained		3,454	51.14%	3,454	51.14%
	Cast Votes:	6,754	100.00%	6,754	100.00%
	Undervotes:	1,243		1,243	
	Overvotes:	1		1	

Advisory Vote No. 25

Choice	Party	Absentee Voting		Total	
Repealed		2,767	40.42%	2,767	40.42%
Maintained		4,079	59.58%	4,079	59.58%
	Cast Votes:	6,846	100.00%	6,846	100.00%
	Undervotes:	1,152		1,152	
	Overvotes:	0		0	

Cumulative Results Report

2019 General Election - Official

Run Time 5:12 PM
Run Date 11/25/2019**San Juan County**

2019 General Election

11/5/2019

Page 3

Official Results**Registered Voters**
7998 of 13718 = 58.30%**Precincts Reporting**
0 of 39 = 0.00%**Advisory Vote No. 26**

Choice	Party	Absentee Voting		Total	
Repealed		2,710	40.29%	2,710	40.29%
Maintained		4,017	59.71%	4,017	59.71%
	Cast Votes:	6,727	100.00%	6,727	100.00%
	Undervotes:	1,271		1,271	
	Overvotes:	0		0	

Advisory Vote No. 27

Choice	Party	Absentee Voting		Total	
Repealed		2,809	40.57%	2,809	40.57%
Maintained		4,114	59.43%	4,114	59.43%
	Cast Votes:	6,923	100.00%	6,923	100.00%
	Undervotes:	1,075		1,075	
	Overvotes:	0		0	

Advisory Vote No. 28

Choice	Party	Absentee Voting		Total	
Repealed		2,015	29.84%	2,015	29.84%
Maintained		4,738	70.16%	4,738	70.16%
	Cast Votes:	6,753	100.00%	6,753	100.00%
	Undervotes:	1,244		1,244	
	Overvotes:	1		1	

Advisory Vote No. 29

Choice	Party	Absentee Voting		Total	
Repealed		3,209	47.51%	3,209	47.51%
Maintained		3,546	52.49%	3,546	52.49%
	Cast Votes:	6,755	100.00%	6,755	100.00%
	Undervotes:	1,243		1,243	
	Overvotes:	0		0	

Cumulative Results Report

2019 General Election - Official

Run Time 5:12 PM
Run Date 11/25/2019**San Juan County**

2019 General Election

11/5/2019

Page 4

Official Results**Registered Voters**
7998 of 13718 = 58.30%**Precincts Reporting**
0 of 39 = 0.00%**Advisory Vote No. 30**

Choice	Party	Absentee Voting		Total	
Repealed		2,582	38.43%	2,582	38.43%
Maintained		4,137	61.57%	4,137	61.57%
	Cast Votes:	6,719	100.00%	6,719	100.00%
	Undervotes:	1,279		1,279	
	Overvotes:	0		0	

Advisory Vote No. 31

Choice	Party	Absentee Voting		Total	
Repealed		1,901	28.59%	1,901	28.59%
Maintained		4,748	71.41%	4,748	71.41%
	Cast Votes:	6,649	100.00%	6,649	100.00%
	Undervotes:	1,348		1,348	
	Overvotes:	1		1	

Senate Joint Resolution No. 8200

Choice	Party	Absentee Voting		Total	
Approved		5,287	74.02%	5,287	74.02%
Rejected		1,856	25.98%	1,856	25.98%
	Cast Votes:	7,143	100.00%	7,143	100.00%
	Undervotes:	855		855	
	Overvotes:	0		0	

SJC Proposition No. 1

Choice	Party	Absentee Voting		Total	
Yes		5,750	80.93%	5,750	80.93%
No		1,355	19.07%	1,355	19.07%
	Cast Votes:	7,105	100.00%	7,105	100.00%
	Undervotes:	893		893	
	Overvotes:	0		0	

Cumulative Results Report

2019 General Election - Official

Run Time 5:12 PM
Run Date 11/25/2019**San Juan County**

2019 General Election

11/5/2019

Page 5

Official ResultsRegistered Voters
7998 of 13718 = 58.30%Precincts Reporting
0 of 39 = 0.00%**SJC Proposition No. 2**

Choice	Party	Absentee Voting		Total	
Yes		3,810	51.36%	3,810	51.36%
No		3,608	48.64%	3,608	48.64%
Cast Votes:		7,418	100.00%	7,418	100.00%
Undervotes:		580		580	
Overvotes:		0		0	

Legislative District 40 State Senator - 1-year unexpired term - vote for one

Choice	Party	Absentee Voting		Total	
Elizabeth (Liz) Lovelett		5,768	77.11%	5,768	77.11%
Daniel Miller		1,712	22.89%	1,712	22.89%
Cast Votes:		7,480	100.00%	7,480	100.00%
Undervotes:		518		518	
Overvotes:		0		0	

Town of Friday Harbor Council Member 1 - 4-year term - vote for one

Choice	Party	Absentee Voting		Total	
Stephen Hushebeck		435	100.00%	435	100.00%
Cast Votes:		435	100.00%	435	100.00%
Undervotes:		308		308	
Overvotes:		0		0	

Town of Friday Harbor Council Member 2 - 4-year term - vote for one

Choice	Party	Absentee Voting		Total	
Noel Monin		441	100.00%	441	100.00%
Cast Votes:		441	100.00%	441	100.00%
Undervotes:		302		302	
Overvotes:		0		0	

Town of Friday Harbor Council Member 5 - 4-year term - vote for one

Choice	Party	Absentee Voting		Total	
Barbara Starr		459	100.00%	459	100.00%
Cast Votes:		459	100.00%	459	100.00%
Undervotes:		284		284	
Overvotes:		0		0	

Cumulative Results Report

2019 General Election - Official

Run Time 5:12 PM
Run Date 11/25/2019**San Juan County**

2019 General Election

11/5/2019

Page 6

Official ResultsRegistered Voters
7998 of 13718 = 58.30%Precincts Reporting
0 of 39 = 0.00%**Town of Friday Harbor Treasurer - 4-year term - vote for one**

Choice	Party	Absentee Voting	Total
Kelle' Wilson		468 100.00%	468 100.00%
	Cast Votes:	468 100.00%	468 100.00%
	Undervotes:	275	275
	Overvotes:	0	0

SJI School District #149 Director 3 - 4-year term - vote for one

Choice	Party	Absentee Voting	Total
T. J. Heller		2,047 100.00%	2,047 100.00%
	Cast Votes:	2,047 100.00%	2,047 100.00%
	Undervotes:	1,549	1,549
	Overvotes:	0	0

SJI School District #149 Director 4 - 4-year term - vote for one

Choice	Party	Absentee Voting	Total
John Kurtz		1,901 100.00%	1,901 100.00%
	Cast Votes:	1,901 100.00%	1,901 100.00%
	Undervotes:	1,695	1,695
	Overvotes:	0	0

SJI School District #149 Director 5 - 4-year term - vote for one

Choice	Party	Absentee Voting	Total
Brian Moore		1,984 100.00%	1,984 100.00%
	Cast Votes:	1,984 100.00%	1,984 100.00%
	Undervotes:	1,612	1,612
	Overvotes:	0	0

Orcas Island School District #137 Director 3 - 2-year unexpired term - vote for one

Choice	Party	Absentee Voting	Total
Linda Sheridan		1,752 100.00%	1,752 100.00%
	Cast Votes:	1,752 100.00%	1,752 100.00%
	Undervotes:	931	931
	Overvotes:	0	0

Cumulative Results Report

2019 General Election - Official

Run Time 5:12 PM
Run Date 11/25/2019

San Juan County

2019 General Election

11/5/2019

Page 7

Official Results

Registered Voters
7998 of 13718 = 58.30%

Precincts Reporting
0 of 39 = 0.00%

Orcas Island School District #137 Director 4 - 4-year term - vote for one

Choice	Party	Absentee Voting		Total	
Ayn Carrillo Gailey		1,696	100.00%	1,696	100.00%
	Cast Votes:	1,696	100.00%	1,696	100.00%
	Undervotes:	987		987	
	Overvotes:	0		0	

Orcas Island School District #137 Director 5 - 4-year term - vote for one

Choice	Party	Absentee Voting		Total	
Lili Hein		657	28.92%	657	28.92%
Greg White		1,615	71.08%	1,615	71.08%
	Cast Votes:	2,272	100.00%	2,272	100.00%
	Undervotes:	410		410	
	Overvotes:	1		1	

Lopez Island School District #144 Director 3 - 4-year term - vote for one

Choice	Party	Absentee Voting		Total	
Del Guenther		924	79.79%	924	79.79%
Bethany (Beth) Cram (W)		234	20.21%	234	20.21%
	Cast Votes:	1,158	100.00%	1,158	100.00%
	Undervotes:	435		435	
	Overvotes:	0		0	

Lopez Island School District #144 Director 4 - 4-year term - vote for one

Choice	Party	Absentee Voting		Total	
Jenny Poole		1,112	100.00%	1,112	100.00%
	Cast Votes:	1,112	100.00%	1,112	100.00%
	Undervotes:	481		481	
	Overvotes:	0		0	

Lopez Island School District #144 Director 5 - 4-year term - vote for one

Choice	Party	Absentee Voting		Total	
Carol Steckler		849	73.19%	849	73.19%
Katherine J Hanna (W)		311	26.81%	311	26.81%
	Cast Votes:	1,160	100.00%	1,160	100.00%
	Undervotes:	433		433	
	Overvotes:	0		0	

Cumulative Results Report

2019 General Election - Official

Run Time 5:12 PM
Run Date 11/25/2019**San Juan County**

2019 General Election

11/5/2019

Page 8

Official Results**Registered Voters**
7998 of 13718 = 58.30%**Precincts Reporting**
0 of 39 = 0.00%**Shaw Island School District #10 Director 1 - 2-year unexpired term - vote for one**

Choice	Party	Absentee Voting	Total
Shirley Sprenger Lange		96 100.00%	96 100.00%
	Cast Votes:	96 100.00%	96 100.00%
	Undervotes:	30	30
	Overvotes:	0	0

Shaw Island School District #10 Director 3 - 4-year term - vote for one

Choice	Party	Absentee Voting	Total
John M. Bogert		107 100.00%	107 100.00%
	Cast Votes:	107 100.00%	107 100.00%
	Undervotes:	19	19
	Overvotes:	0	0

Shaw Island School District #10 Director 4 - 4-year term - vote for one

Choice	Party	Absentee Voting	Total
Jon Shannon		69 100.00%	69 100.00%
	Cast Votes:	69 100.00%	69 100.00%
	Undervotes:	57	57
	Overvotes:	0	0

Shaw Island School District #10 Director 5 - 4-year term - vote for one

Choice	Party	Absentee Voting	Total
Jennifer Swanson		109 100.00%	109 100.00%
	Cast Votes:	109 100.00%	109 100.00%
	Undervotes:	17	17
	Overvotes:	0	0

SJC Fire Protection District #2 Commissioner 1 - 6-year term - vote for one

Choice	Party	Absentee Voting	Total
Janet Marlow		1,612 100.00%	1,612 100.00%
	Cast Votes:	1,612 100.00%	1,612 100.00%
	Undervotes:	992	992
	Overvotes:	0	0

Cumulative Results Report

2019 General Election - Official

Run Time 5:12 PM
Run Date 11/25/2019**San Juan County**

2019 General Election

11/5/2019

Page 9

Official ResultsRegistered Voters
7998 of 13718 = 58.30%Precincts Reporting
0 of 39 = 0.00%**SJC Fire Protection District #2 Commissioner 3 - 4-year unexpired term - vote for one**

Choice	Party	Absentee Voting		Total	
Rick Christmas		1,621	100.00%	1,621	100.00%
	Cast Votes:	1,621	100.00%	1,621	100.00%
	Undervotes:	983		983	
	Overvotes:	0		0	

SJC Fire Protection District #2 Commissioner 5 - 6-year term - vote for one

Choice	Party	Absentee Voting		Total	
Tim Fuller		1,604	100.00%	1,604	100.00%
	Cast Votes:	1,604	100.00%	1,604	100.00%
	Undervotes:	1,000		1,000	
	Overvotes:	0		0	

SJC Fire Protection District #3 Commissioner 1 - 6-year short and full term - vote for one

Choice	Party	Absentee Voting		Total	
Frank T. Cardinale		1,570	100.00%	1,570	100.00%
	Cast Votes:	1,570	100.00%	1,570	100.00%
	Undervotes:	1,251		1,251	
	Overvotes:	0		0	

SJC Fire Protection District #3 Commissioner 2 - 2-year unexpired term - vote for one

Choice	Party	Absentee Voting		Total	
Bob Jarman		1,614	100.00%	1,614	100.00%
	Cast Votes:	1,614	100.00%	1,614	100.00%
	Undervotes:	1,207		1,207	
	Overvotes:	0		0	

SJC Fire Protection District #4 Commissioner 1 - 6-year term - vote for one

Choice	Party	Absentee Voting		Total	
Rebecca (Becky) Smith		1,072	100.00%	1,072	100.00%
	Cast Votes:	1,072	100.00%	1,072	100.00%
	Undervotes:	435		435	
	Overvotes:	0		0	

Cumulative Results Report

2019 General Election - Official

Run Time 5:12 PM
Run Date 11/25/2019**San Juan County**

2019 General Election

11/5/2019

Page 10

Official Results**Registered Voters**
7998 of 13718 = 58.30%**Precincts Reporting**
0 of 39 = 0.00%**SJC Fire Protection District #4 Commissioner 3 - 4-year unexpired term - vote for one**

Choice	Party	Absentee Voting		Total	
Duane Bordvick		1,056	100.00%	1,056	100.00%
	Cast Votes:	1,056	100.00%	1,056	100.00%
	Undervotes:	451		451	
	Overvotes:	0		0	

SJC Fire Protection District #5 Commissioner 1 - 6-year term - vote for one

Choice	Party	Absentee Voting		Total	
Corinne Storey		106	100.00%	106	100.00%
	Cast Votes:	106	100.00%	106	100.00%
	Undervotes:	20		20	
	Overvotes:	0		0	

Port of Friday Harbor - Commissioner 1 - 6-year short and full term - vote for one

Choice	Party	Absentee Voting		Total	
Graham "Gib" Black		1,857	100.00%	1,857	100.00%
	Cast Votes:	1,857	100.00%	1,857	100.00%
	Undervotes:	1,699		1,699	
	Overvotes:	0		0	

Port of Orcas - Commissioner 1 - 2-year unexpired term - vote for one

Choice	Party	Absentee Voting		Total	
Clyde A. Duke		1,144	47.73%	1,144	47.73%
Pierrette Guimond		1,253	52.27%	1,253	52.27%
	Cast Votes:	2,397	100.00%	2,397	100.00%
	Undervotes:	205		205	
	Overvotes:	2		2	

Cumulative Results Report

2019 General Election - Official

Run Time 5:12 PM
Run Date 11/25/2019**San Juan County**

2019 General Election

11/5/2019

Page 11

Official ResultsRegistered Voters
7998 of 13718 = 58.30%Precincts Reporting
0 of 39 = 0.00%**Port of Orcas - Commissioner 2 - 2-year unexpired term - vote for one**

Choice	Party	Absentee Voting		Total	
Michael D. Triplett		1,424	60.26%	1,424	60.26%
Poke Haffner		939	39.74%	939	39.74%
Cast Votes:		2,363	100.00%	2,363	100.00%
Undervotes:		240		240	
Overvotes:		1		1	

Port of Orcas - Commissioner 3 - 4-year term - vote for one

Choice	Party	Absentee Voting		Total	
Bea vonTobel		1,551	67.88%	1,551	67.88%
Gary M. Abood		734	32.12%	734	32.12%
Cast Votes:		2,285	100.00%	2,285	100.00%
Undervotes:		317		317	
Overvotes:		2		2	

Port of Orcas - Commissioner 5 - 4-year short and full term - vote for one

Choice	Party	Absentee Voting		Total	
Greg Ayers		1,077	44.60%	1,077	44.60%
Mia Kartiganer		1,338	55.40%	1,338	55.40%
Cast Votes:		2,415	100.00%	2,415	100.00%
Undervotes:		189		189	
Overvotes:		0		0	

Port of Lopez - Commissioner 1 - 4-year term - vote for one

Choice	Party	Absentee Voting		Total	
Kenn Aufderhar		1,019	100.00%	1,019	100.00%
Cast Votes:		1,019	100.00%	1,019	100.00%
Undervotes:		488		488	
Overvotes:		0		0	

Port of Lopez - Commissioner 2 - 4-year term - vote for one

Choice	Party	Absentee Voting		Total	
Stephen K. Adams		1,030	100.00%	1,030	100.00%
Cast Votes:		1,030	100.00%	1,030	100.00%
Undervotes:		477		477	
Overvotes:		0		0	

Cumulative Results Report

2019 General Election - Official

Run Time 5:12 PM
Run Date 11/25/2019**San Juan County**

2019 General Election

11/5/2019

Page 12

Official ResultsRegistered Voters
7998 of 13718 = 58.30%Precincts Reporting
0 of 39 = 0.00%**SJ Island Park & Rec District Commissioner 1 - 4-year term - vote for one**

Choice	Party	Absentee Voting		Total	
Bill Cumming		2,326	100.00%	2,326	100.00%
	Cast Votes:	2,326	100.00%	2,326	100.00%
	Undervotes:	1,230		1,230	
	Overvotes:	0		0	

SJ Island Park & Rec District Commissioner 4 - 4-year term - vote for one

Choice	Party	Absentee Voting		Total	
Adam M. Eltinge		2,063	100.00%	2,063	100.00%
	Cast Votes:	2,063	100.00%	2,063	100.00%
	Undervotes:	1,493		1,493	
	Overvotes:	0		0	

SJ Island Park & Rec District Commissioner 5 - 2-year unexpired term - vote for one

Choice	Party	Absentee Voting		Total	
Allison M. Moalli		2,045	100.00%	2,045	100.00%
	Cast Votes:	2,045	100.00%	2,045	100.00%
	Undervotes:	1,511		1,511	
	Overvotes:	0		0	

Shaw Park & Rec District Commissioner 1 - initial term - vote for one

Choice	Party	Absentee Voting		Total	
Matthew Pierce		40	51.95%	40	51.95%
Hardy Schmidt (W)		37	48.05%	37	48.05%
	Cast Votes:	77	100.00%	77	100.00%
	Undervotes:	49		49	
	Overvotes:	0		0	

Shaw Park & Rec District Commissioner 2 - initial term - vote for one

Choice	Party	Absentee Voting		Total	
Stephanie Buffum		31	43.66%	31	43.66%
Christine Hopkins (W)		40	56.34%	40	56.34%
	Cast Votes:	71	100.00%	71	100.00%
	Undervotes:	55		55	
	Overvotes:	0		0	

Cumulative Results Report

2019 General Election - Official

Run Time 5:12 PM
Run Date 11/25/2019**San Juan County**

2019 General Election

11/5/2019

Page 13

Official Results**Registered Voters**
7998 of 13718 = 58.30%**Precincts Reporting**
0 of 39 = 0.00%**Shaw Park & Rec District Commissioner 3 - initial term - vote for one**

Choice	Party	Absentee Voting		Total	
Sharon Wootton		31	100.00%	31	100.00%
	Cast Votes:	31	100.00%	31	100.00%
	Undervotes:	95		95	
	Overvotes:	0		0	

Shaw Park & Rec District Commissioner 4 - initial term - vote for one

Choice	Party	Absentee Voting		Total	
Jonathan Hogue		43	57.33%	43	57.33%
Carolyn Brantigan (W)		32	42.67%	32	42.67%
	Cast Votes:	75	100.00%	75	100.00%
	Undervotes:	51		51	
	Overvotes:	0		0	

SJC Cemetery District #1 Commissioner 1 - 6-year term - vote for one

Choice	Party	Absentee Voting		Total	
Jeri Ahrenius		2,204	100.00%	2,204	100.00%
	Cast Votes:	2,204	100.00%	2,204	100.00%
	Undervotes:	1,352		1,352	
	Overvotes:	0		0	

SJC Cemetery District #1 Commissioner 2 - 2-year unexpired term - vote for one

Choice	Party	Absentee Voting		Total	
Kim Sundstrom		2,146	100.00%	2,146	100.00%
	Cast Votes:	2,146	100.00%	2,146	100.00%
	Undervotes:	1,410		1,410	
	Overvotes:	0		0	

SJC Cemetery District #2 Commissioner 1 - 6-year term - vote for one

Choice	Party	Absentee Voting		Total	
David Ericksen		21	100.00%	21	100.00%
	Cast Votes:	21	100.00%	21	100.00%
	Undervotes:	2		2	
	Overvotes:	0		0	

Cumulative Results Report

2019 General Election - Official

Run Time 5:12 PM
Run Date 11/25/2019**San Juan County**

2019 General Election

11/5/2019

Page 14

Official ResultsRegistered Voters
7998 of 13718 = 58.30%Precincts Reporting
0 of 39 = 0.00%**SJC Cemetery District #3 Commissioner 2 - 2-year unexpired term - vote for one**

Choice	Party	Absentee Voting		Total	
Leith Templin		1,267	100.00%	1,267	100.00%
	Cast Votes:	1,267	100.00%	1,267	100.00%
	Undervotes:	739		739	
	Overvotes:	0		0	

SJC Public Hospital District #1 Commissioner 1 - 6-year term - vote for one

Choice	Party	Absentee Voting		Total	
Gail Leschine-Seitz		2,132	100.00%	2,132	100.00%
	Cast Votes:	2,132	100.00%	2,132	100.00%
	Undervotes:	1,464		1,464	
	Overvotes:	0		0	

SJC Public Hospital District #1 Commissioner 3 - 2-year unexpired term - vote for one

Choice	Party	Absentee Voting		Total	
Everett Clary		2,064	100.00%	2,064	100.00%
	Cast Votes:	2,064	100.00%	2,064	100.00%
	Undervotes:	1,532		1,532	
	Overvotes:	0		0	

SJC Public Hospital District #1 Commissioner 4 - 4-year unexpired term - vote for one

Choice	Party	Absentee Voting		Total	
Kyle Loring		2,128	100.00%	2,128	100.00%
	Cast Votes:	2,128	100.00%	2,128	100.00%
	Undervotes:	1,468		1,468	
	Overvotes:	0		0	

SJC Public Hospital District #1 Commissioner 5 - 2-year unexpired term - vote for one

Choice	Party	Absentee Voting		Total	
Trish Lehman		2,239	100.00%	2,239	100.00%
	Cast Votes:	2,239	100.00%	2,239	100.00%
	Undervotes:	1,357		1,357	
	Overvotes:	0		0	

Cumulative Results Report

2019 General Election - Official

Run Time 5:12 PM
Run Date 11/25/2019**San Juan County**

2019 General Election

11/5/2019

Page 15

Official ResultsRegistered Voters
7998 of 13718 = 58.30%Precincts Reporting
0 of 39 = 0.00%**SJC Public Hospital District #2 Commissioner 2 - 6-year term - vote for one**

Choice	Party	Absentee Voting		Total	
Rebecca Presley		973	100.00%	973	100.00%
	Cast Votes:	973	100.00%	973	100.00%
	Undervotes:	534		534	
	Overvotes:	0		0	

SJC Public Hospital District #2 Commissioner 5 - 6-year term - vote for one

Choice	Party	Absentee Voting		Total	
Albert Berger		937	100.00%	937	100.00%
	Cast Votes:	937	100.00%	937	100.00%
	Undervotes:	570		570	
	Overvotes:	0		0	

SJC Public Hospital District #3 Commissioner 4 - 6-year term - vote for one

Choice	Party	Absentee Voting		Total	
Diane L. Boteler		1,747	100.00%	1,747	100.00%
	Cast Votes:	1,747	100.00%	1,747	100.00%
	Undervotes:	857		857	
	Overvotes:	0		0	

MacKaye Harbor Water District Commissioner 1 - 2-year unexpired term - vote for one

Choice	Party	Absentee Voting		Total	
Dean E. Anderson		26	100.00%	26	100.00%
	Cast Votes:	26	100.00%	26	100.00%
	Undervotes:	12		12	
	Overvotes:	0		0	

MacKaye Harbor Water District Commissioner 3 - 6-year term - vote for one

Choice	Party	Absentee Voting		Total	
Kenneth C. Jennings		27	100.00%	27	100.00%
	Cast Votes:	27	100.00%	27	100.00%
	Undervotes:	11		11	
	Overvotes:	0		0	

Cumulative Results Report

2019 General Election - Official

Run Time 5:12 PM
Run Date 11/25/2019**San Juan County**

2019 General Election

11/5/2019

Page 16

Official ResultsRegistered Voters
7998 of 13718 = 58.30%Precincts Reporting
0 of 39 = 0.00%**Eastsound Sewer & Water District Commissioner 1 - 6-year term - vote for one**

Choice	Party	Absentee Voting		Total	
Terrence Mullan		422	53.22%	422	53.22%
Edwin Sutton		371	46.78%	371	46.78%
Cast Votes:		793	100.00%	793	100.00%
Undervotes:		282		282	
Overvotes:		0		0	

Eastsound Sewer & Water District Commissioner 5 - 4-year unexpired term - vote for one

Choice	Party	Absentee Voting		Total	
Michael Stolmeier		664	100.00%	664	100.00%
Cast Votes:		664	100.00%	664	100.00%
Undervotes:		411		411	
Overvotes:		0		0	

Fisherman Bay Sewer District Commissioner 1 - 6-year term - vote for one

Choice	Party	Absentee Voting		Total	
Lauren Stephens		94	100.00%	94	100.00%
Cast Votes:		94	100.00%	94	100.00%
Undervotes:		71		71	
Overvotes:		0		0	

Cape San Juan Water District Commissioner 1 - 6-year term - vote for one

Choice	Party	Absentee Voting		Total	
J. Clark Munroe		71	100.00%	71	100.00%
Cast Votes:		71	100.00%	71	100.00%
Undervotes:		15		15	
Overvotes:		0		0	

Lopez Solid Waste Disposal District Proposition No. 1

Choice	Party	Absentee Voting		Total	
Yes		1,181	80.01%	1,181	80.01%
No		295	19.99%	295	19.99%
Cast Votes:		1,476	100.00%	1,476	100.00%
Undervotes:		31		31	
Overvotes:		0		0	

Cumulative Results Report

2019 General Election - Official

Run Time 5:12 PM
Run Date 11/25/2019**San Juan County**

2019 General Election

11/5/2019

Page 17

Official Results**Registered Voters**
7998 of 13718 = 58.30%**Precincts Reporting**
0 of 39 = 0.00%**Lopez Island Library District Proposition No. 1**

Choice	Party	Absentee Voting		Total	
Yes		1,016	68.60%	1,016	68.60%
No		465	31.40%	465	31.40%
Cast Votes:		1,481	100.00%	1,481	100.00%
Undervotes:		26		26	
Overvotes:		0		0	

Shaw Island Park & Recreation District Proposition No. 1

Choice	Party	Absentee Voting		Total	
Yes		28	22.40%	28	22.40%
No		97	77.60%	97	77.60%
Cast Votes:		125	100.00%	125	100.00%
Undervotes:		1		1	
Overvotes:		0		0	

Shaw Island Park & Recreation District Proposition No. 2

Choice	Party	Absentee Voting		Total	
Yes		24	19.51%	24	19.51%
No		99	80.49%	99	80.49%
Cast Votes:		123	100.00%	123	100.00%
Undervotes:		3		3	
Overvotes:		0		0	

*** End of report ***

San Juan County Canvass Board Review of
Late Ballots

San Juan County Canvass Board
November 5, 2019 General Election

On November 25, 2019, the Canvass Board reviewed 12 envelopes with late postmarks.

0 envelopes were accepted as timely and

12 envelopes were rejected as late by the Canvass Board.




F. Milene Henley, San Juan County Auditor

November 25, 2019



Jamie Stephens, San Juan County Council Chair

November 25, 2019



Randall K. Gaylord, San Juan County Prosecuting Attorney

November 25, 2019

San Juan County
 General - November 5, 2019
 Canvassing Board Meeting - canvassing vote-by-mail and challenged ballots
 Tuesday, November 26, 2019

Members Present:

Jamie Stephens, SJC Council Chairman
 Randall Gaylord, SJC Prosecuting Attorney
 F. Milene Henley, SJC Auditor

Ballots issued: 13,712
 Ballots received: 7,998

Total to Canvas		79	
Challenged Envelopes	Total to Canvas	Accepted	Rejected
No Signature received	11		
Cure forms received and processed	2		
Outstanding balance (letters sent to voters, no response)	9	0	11
Mismatch Signature	31		
Cure forms received and processed	3		
Outstanding balance (letters sent to voters, no response)	17	11	20
Late Return	12	0	12

Challenged Ballots	Total to Canvas	Accepted	Rejected
Total Challenged Ballots - Races	25	18	7

Other Challenges	Total to Canvas	Accepted	Rejected
Ballot return no envelope	2	0	2
Misc ballot return challenges	5	2	3
Wrong Election	4	1	3
Re-issue	5	0	5

Auditor Signature: 

APPOINTMENT AND DESIGNATION OF RESPONSIBILITIES

Pursuant to RCW 29A.60.140, the San Juan County Canvassing Board does hereby appoint Camolyn Armstrong, Elections Supervisor, to act as their duly authorized representatives for the purpose of swearing in the election Board inspectors who will be counting official ballots for the 2020 election year. Furthermore, pursuant to RCW 29A.40.110, the Election Supervisor and their appointees, are authorized to begin preparing the returned envelopes of absentee ballots for examination by the Canvassing Board upon receipt, to appoint other representatives as prescribed by law to assist them in various tasks, and to prepare ballots for tabulation as designated in WAC 434-250 (Elections By Mail) and as prescribed in the San Juan County Canvassing Board Administrative Rules. Following initial processing, all absentee ballots must be kept in secure storage until final processing. Secure storage must employ the use of numbered seals and logs, or other security measures which will detect any inappropriate or unauthorized access to the secured ballot materials when they are not being prepared or processed by authorized personnel. As provided in WAC 434-250-110, it is hereby ordered that tabulation may begin at 8:00 p.m. on Election Day. Upon completion of the total tabulation of all ballots, the Election Supervisor are directed to prepare the abstract and certification of said elections for the Canvassing Board.

This appointment will remain in effect until revoked in writing and will serve to alleviate the necessity of convening the Canvassing Board prior to an election as stated in the San Juan County Canvassing Board Administrative Rules.



F. Milene Henley, San Juan County Auditor Date 11/26/19



Jamie Stephens, SJC Council Chairman Date 11/26/2019



Randall K. Gaylord, San Juan County
Prosecuting Attorney Date 11/26/2019

Manual Count of Random Groups

Date of Election: November 5, 2019 General Election

Office or issue to be counted: Senator

	Batch 220 ✓	Batch 218 ✓	Batch 216 ✓	Batch 219 ✓	Batch 221 ✓	Batch 217 ✓	Manual Totals	Machine Totals
Response 1 Elizabeth Lovelett	33	32	33	35	30	35	198	198
Response 2 Daniel Miller	11	9	11	7	10	5	53	53
Write-ins	0	X2	0	1	1	0	4	4
Over votes	0	0	0	0	0	0	0	0
Under votes	3	4	2	4	0	5	18	18
	47	47	46	47	41	45	273	273

Manual Audit matched machine count: Yes; No

If answer is NO, explain the reason(s): Under votes and write ins were correct w/

Proximity.

Audit results certified by:

1. [Signature] Date: 11/6/19

2. [Signature] Date: 11/6/19

Post election

Cumulative Results Report

2019 General Election - Official

Run Time 1:18 PM
Run Date 11/06/2019

San Juan County

2019 General Election

11/5/2019

Page 5

Official Results

Registered Voters
4724 of 13718 = 34.44%

Precincts Reporting
0 of 39 = 0.00%

SJC Proposition No. 2

Choice	Party	Absentee Voting		Total	
Yes		2,201	49.64%	2,201	49.64%
No		2,233	50.36%	2,233	50.36%
Cast Votes:		4,434	100.00%	4,434	100.00%
Undervotes:		290		290	
Overvotes:		0		0	

Legislative District 40 State Senator - 1-year unexpired term - vote for one

Choice	Party	Absentee Voting		Total	
Elizabeth (Liz) Lovelett		3,345	74.82%	3,345	74.82%
Daniel Miller		1,126	25.18%	1,126	25.18%
Cast Votes:		4,471	100.00%	4,471	100.00%
Undervotes:		253		253	
Overvotes:		0		0	

-198
-53

Town of Friday Harbor Council Member 1 - 4-year term - vote for one

Choice	Party	Absentee Voting		Total	
Stephen Hushebeck		271	100.00%	271	100.00%
Cast Votes:		271	100.00%	271	100.00%
Undervotes:		161		161	
Overvotes:		0		0	

Town of Friday Harbor Council Member 2 - 4-year term - vote for one

Choice	Party	Absentee Voting		Total	
Noel Monin		268	100.00%	268	100.00%
Cast Votes:		268	100.00%	268	100.00%
Undervotes:		164		164	
Overvotes:		0		0	

Town of Friday Harbor Council Member 5 - 4-year term - vote for one

Choice	Party	Absentee Voting		Total	
Barbara Starr		282	100.00%	282	100.00%
Cast Votes:		282	100.00%	282	100.00%
Undervotes:		150		150	
Overvotes:		0		0	

Cumulative Results Report

2019 General Election - Official

Run Time 8:06 PM
Run Date 11/05/2019

San Juan County

2019 General Election

11/5/2019

Page 5

Official Results

Registered Voters
4451 of 13718 = 32.45%

Precincts Reporting
0 of 39 = 0.00%

SJC Proposition No. 2

Choice	Party	Absentee Voting		Total	
Yes		2,068	49.54%	2,068	49.54%
No		2,106	50.46%	2,106	50.46%
Cast Votes:		4,174	100.00%	4,174	100.00%
Undervotes:		277		277	
Overvotes:		0		0	

Legislative District 40 State Senator - 1-year unexpired term - vote for one

Choice	Party	Absentee Voting		Total	
Elizabeth (Liz) Lovelett		3,147	74.57%	3,147	74.57%
Daniel Miller		1,073	25.43%	1,073	25.43%
Cast Votes:		4,220	100.00%	4,220	100.00%
Undervotes:		231		231	
Overvotes:		0		0	

Town of Friday Harbor Council Member 1 - 4-year term - vote for one

Choice	Party	Absentee Voting		Total	
Stephen Hushebeck		230	100.00%	230	100.00%
Cast Votes:		230	100.00%	230	100.00%
Undervotes:		136		136	
Overvotes:		0		0	

Town of Friday Harbor Council Member 2 - 4-year term - vote for one

Choice	Party	Absentee Voting		Total	
Noel Monin		232	100.00%	232	100.00%
Cast Votes:		232	100.00%	232	100.00%
Undervotes:		134		134	
Overvotes:		0		0	

Town of Friday Harbor Council Member 5 - 4-year term - vote for one

Choice	Party	Absentee Voting		Total	
Barbara Starr		242	100.00%	242	100.00%
Cast Votes:		242	100.00%	242	100.00%
Undervotes:		124		124	
Overvotes:		0		0	

Random Batch Audit

Date of Election November 5, 2019 General Election

Date of Random Audit: November 6, 2019

Office to be counted: Senator

VoteWA Batch 218

	Count 1		Count 2		
Elizabeth Lovelett	32	BP OB	32	BP B	
Daniel Miller	9	BP OB	9	BP B	
Write-ins	1	BP OB	1	BP B	2
Over votes	0	BP OB	0	BP B	
under votes	5	BP OB	5	BP B	5

BP OB

Random Batch Audit


Date of Election November 5, 2019 General Election

Date of Random Audit: November 6, 2019

Office to be counted: Senator

VoteWA Batch 219

	Count 1	Count 2
Elizabeth Lovelett	35	35
Daniel Miller	7	7
Write-ins	1 ✓	1
Over votes	0	0
under votes	4 ✓	4



RA 

Random Batch Audit

Date of Election November 5, 2019 General Election

Date of Random Audit: November 6, 2019

Office to be counted: Senator

VoteWA Batch 221

	Count 1	Count 2
Elizabeth Lovelett	30	30
Daniel Miller	10	10
Write-ins	1	1
Over votes	0	0
under votes	0	0

Signed

BP

JS

Signed

JB

DB

Random Batch Audit

Date of Election November 5, 2019 General Election

Date of Random Audit: November 6, 2019

Office to be counted: Senator

VoteWA Batch 217

	Count 1	Count 2	Count 3
Elizabeth Lovelett	35	35	35
Daniel Miller	6	5	5
Write-ins			0
Over votes			0
under votes	4	5	5

Signed

R Buganski J Griffin B B

Signed

R Allen AK B B

Random Batch Audit

Date of Election November 5, 2019 General Election

Date of Random Audit: November 6, 2019

Office to be counted: Senator

VoteWA Batch 220

	Count 1	Count 2
Elizabeth Lovelett	33	33
Daniel Miller	11	11
Write-ins	0	0
Over votes	0	0
under votes	3	3

RAOS
CWA

20
13.

Random Batch Audit

Date of Election November 5, 2019 General Election

Date of Random Audit: November 6, 2019

Office to be counted: Senator

VoteWA Batch 216

	Count 1	Count 2
Elizabeth Lovelett	33 BP-B	33 OB-B
Daniel Miller	11 BP-B	11 OB-B
Write-ins	0 BP-B	0 OB-B
Over votes	0 BP-B	0 OB-B
under votes	2 BP-B	2 OB-B