

When recorded, return to:

San Juan County, WA  
F. Milene Henley, Auditor

**2020-0520001**

DOC  
Pgs=48 ORENC

05/20/2020 05:06 AM

Total:\$150.50



00083783202005200010480480

San Juan County Elections  
PO Box 638  
Friday Harbor WA 98250

Recorded at the request of:

**SAN JUAN COUNTY ELECTIONS**

**Document Title(s):  
March 10, 2020 Presidential Primary**

Grantors: San Juan County  
Grantees: San Juan County

Tax Parcel Number(s):

Legal Description: March 10, 2020 Presidential Primary Canvassing Reports

Reference Auditor File Numbers:

**Oath of Authenticity**

STATE OF WASHINGTON )  
 ) ss.  
COUNTY OF SAN JUAN )

I solemnly swear that the unofficial returns and supporting documentation of the, Presidential Primary held on March 10, 2020, in San Juan County, State of Washington, are true and correct.



F. Milene Henley  
F. Milene Henley, San Juan County Auditor

Subscribed and sworn before me this 20<sup>th</sup> day of Mar., 2020

Rick Hughes  
Rick Hughes, County Legislative Authority (witness)

Randall Gaylord  
Randall Gaylord, County Prosecuting Attorney (witness)

**Certification of the Canvassing Board**

STATE OF WASHINGTON )  
 ) ss.  
COUNTY OF SAN JUAN )

The undersigned officers designated by law as constituting the Canvassing Board for the County of San Juan, State of Washington, hereby certify that this is a full, true and correct copy of the Abstract of Votes including the cumulative results, precinct results, and reconciliation report of votes cast at the Presidential Primary held on March 10, 2020, in San Juan County, State of Washington, and that the following are the true and reconciled numbers of voters and votes counted.

Witness our hands and official seal this 20<sup>th</sup> day of March, 2020.



F. Milene Henley  
F. Milene Henley, San Juan County Auditor

Rick Hughes  
Rick Hughes, County Legislative Authority

Randall Gaylord  
Randall Gaylord, County Prosecuting Attorney



**San Juan County Elections**  
**F. Milene Henley, Auditor**  
**Camolyn Armstrong, Elections Supervisor**

*Mail:* PO Box 638, Friday Harbor, WA 98250 • (360) 378-3357 • *Fax:* (360) 378-8856  
*Location:* 55 Second Street, Friday Harbor, WA • elections@sanjuanco.com

**Canvassing Board Review and Certification Meetings**  
**March 10, 2020 Presidential Primary**

**March 19, 2020 — Review**

**Attendees:**

- Milene Henley – Auditor
- Rick Hughes – SJC Council Chair
- Randall Gaylord – SJC Prosecuting Attorney
- Natasha Warmenhoven – Deputy Auditor
- Camolyn Armstrong – Elections Supervisor
- Amy Cadwell – Elections Specialist

Auditor Milene Henley called the Canvassing Board Review Meeting to order at 8:42 a.m. on Thursday, March 19, 2020, at the San Juan County Elections office.

Ms. Armstrong noted that 14,044 ballots were issued with 8,811 currently received. Ms. Armstrong reviewed a few of the ways the Presidential Primary differs from a normal election and provided an informational packet giving examples of the additional rules for the Presidential Primary.

Canvassing Board members reviewed challenged envelopes and ballots as follows:

Challenged Envelopes	Total to Canvass	Accepted	Rejected
<b>No Party Selected</b>	<b>172</b>		
Cure forms received & processed/Accepted by Canvass Board		26	
Outstanding balance (letters sent to voters, no response)			146
<b>No Party – No Signature</b>	<b>10</b>		
Cure forms received & processed/Accepted by Canvass Board		3	
Outstanding balance (letters sent to voters, no response)			7
<b>Party Selected – No Signature</b>	<b>6</b>		
Cure forms received & processed/Accepted by Canvass Board			
Outstanding balance (letters sent to voters, no response)			6
<b>Both Party Selected</b>	<b>9</b>	3	6
<b>Party Declaration Modified</b>	<b>3</b>	1	2
<b>Mismatch Signature</b>	<b>39</b>		
Cure forms received & processed/Accepted by Canvass Board		25	
Outstanding balance (letters sent to voters, no response)			17
<b>Late Ballot Return</b>	<b>40</b>		40
<b>ID Required</b>	<b>3</b>		
Cure forms received & processed/Accepted by Canvass Board			
Outstanding balance (letters sent to voters, no response)			3

Challenged Ballots	Total to Canvass	Accepted	Rejected
<b>Democratic Ballots</b>			
Cross Party Vote	2		2
Both Party Vote	30	9	21
Overvote	1		1
<b>Republican Ballots</b>			
Cross Party Vote	32	1	31
Both Party Vote	3	1	2
<b>Other Challenges</b>	<b>Total to Canvass</b>	<b>Accepted</b>	<b>Rejected</b>
Ballot Returned Without Envelope	1		1
Vote Twice – Wrong Envelope	1		1
Wrong Election	1		1
Provisional – Candidate Dropped Out	2		2
<b>Reissue ballots–Informational Only</b>	<b>4</b>		

**Total to Canvass**

The Canvassing Board reviewed two hundred eighty-two challenged envelopes and accepted twenty-six. Three accepted envelopes were from the "Both Party Selected" group, one was from the "Party Declaration Modified" group, and twenty-two were from the "Mismatch Signature" group.

The Canvassing Board reviewed sixty-eight challenged ballots and accepted eleven. Ten of the accepted ballots were voters who had marked choices on both party ballots, and one was a cross party vote.

The Canvassing Board reviewed five additional challenges. All five were rejected. One ballot was returned without an envelope and with no way of discovering who the voter was. One ballot was returned in a February Special Election envelope, and the voter had already voted in the Presidential Primary. One ballot was a February Special Election ballot which was returned in a Presidential Primary envelope. The two remaining ballots were provisional ballots submitted by voters who insisted on receiving an additional ballot when the candidate they had originally voted for dropped out of the race.

Four ballot envelopes were reviewed as re-issues with a ballot already accepted for each of the four voters.

The meeting was adjourned at 10:22 a.m. with notice that the Canvassing Board would reconvene Friday, March 20, at 8:30 a.m. at the Elections office to certify the election.

**March 20, 2020 — Certification**

**Attendees:**

- Milene Henley – Auditor
- Rick Hughes – SJC Council Chair
- Randall Gaylord – SJC Prosecuting Attorney – by Phone
- Natasha Warmenhoven – Deputy Auditor
- Camolyn Armstrong – Elections Supervisor
- Amy Cadwell – Elections Specialist

Auditor Milene Henley called the Canvassing Board Review Meeting to order at 8:35 a.m. on Friday, March 20, 2020, at the San Juan County Elections office.

Ms. Armstrong presented the following documents to the Canvassing Board members for review:

VoteWA Reconciliation Form  
VoteWA Reconciliation Report  
Verity Official Cumulative Report  
Precinct Report  
Post-Election Audit Paperwork

Canvassing Board members reviewed the reports. Ms. Armstrong explained that there are three discrepancies on the Reconciliation Report due to numbers not coming from VoteWA correctly. There was discussion around whether those three votes would impact the outcome of the election. Ms. Armstrong will be contacting the Washington Secretary of State's Office to resolve the issue.


Canvassing Board members signed the Oath of Authenticity and Certification of Canvassing Board to certify the March 10, 2020 Presidential Primary.

The meeting was adjourned at 8:50 a.m.


The meeting was reconvened at 9:55 a.m. to review three additional items. One was rejected. It was a ballot with a cross party vote. The other two were an electronic ballot for a voter who had already returned a ballot and an envelope that had received an incomplete cure form. The envelope had already been rejected. The other, because it was a re-issued ballot, required no action.


The meeting was adjourned at 10:00 a.m.


Respectfully submitted,

  
F. Milene Henley, Auditor

Approved:

  
F. Milene Henley, Auditor

  
Rick Hughes, Council Chair

  
Randall Gaylord, Prosecuting Attorney

**Cumulative Results Report**  
 2020 Presidential Primary  
 Run Time 5:56 PM  
 Run Date 03/19/2020

San Juan County  
 Presidential Primary  
 3/10/2020  
 Page 1

**Official Results**  
 Registered Voters  
 8820 of 13582 = 64.94%  
 Precincts Reporting  
 0 of 19 = 0.00%

**President of the United States - Democratic Party**

Precincts			Voters		
Counted	Total	Percent	Ballots	Registered	Percent
0	19	0.00%	8,820	13,582	64.94%

Choice	Party	Absentee Voting		Total	
Michael Bennet		5	0.07%	5	0.07%
Joseph R. Biden		2,633	35.72%	2,633	35.72%
Michael Bloomberg		422	5.72%	422	5.72%
Cory Booker		4	0.05%	4	0.05%
Pete Buttigieg		305	4.14%	305	4.14%
John Delaney		3	0.04%	3	0.04%
Tulsi Gabbard		79	1.07%	79	1.07%
Amy Klobuchar		211	2.86%	211	2.86%
Deval Patrick		3	0.04%	3	0.04%
Bernie Sanders		2,780	37.71%	2,780	37.71%
Tom Steyer		14	0.19%	14	0.19%
Elizabeth Warren		874	11.86%	874	11.86%
Andrew Yang		16	0.22%	16	0.22%
Uncommitted Delegates		23	0.31%	23	0.31%
Cast Votes:		7,372	100.00%	7,372	100.00%
Undervotes:		0		0	
Overvotes:		0		0	
Invalid Votes:		0		0	
Unresolved write-in votes:		6		6	

**President of the United States - Republican Party**

Precincts			Voters		
Counted	Total	Percent	Ballots	Registered	Percent
0	19	0.00%	8,820	13,582	64.94%

Choice	Party	Absentee Voting		Total	
Donald J. Trump		1,391	100.00%	1,391	100.00%
Cast Votes:		1,391	100.00%	1,391	100.00%
Undervotes:		0		0	
Overvotes:		0		0	
Invalid Votes:		0		0	
Unresolved write-in votes:		42		42	

\*\*\* End of report \*\*\*

**San Juan County Canvass Board Review of  
Late Ballots**

San Juan County Canvass Board  
March 10, 2020 Presidential Primary

On March 19, 2020, the Canvass Board reviewed 40 envelopes with late postmarks.

44 envelopes were accepted as timely and

40 envelopes were rejected as late by the Canvass Board.

  
F. Milene Henley, San Juan County Auditor

March 19, 2020

  
Randall Gaylord, San Juan County, Prosecuting Attorney

March 19, 2020

  
Rick Hughes, San Juan County Council

March 19, 2020


**San Juan County Canvass Board Review  
No Party Marked**

San Juan County Canvass Board  
March 10, 2020 Presidential Primary


On March 19, 2020, the Canvass Board reviewed 171<sup>2</sup> envelopes with no-party marked.

171 party marked on envelopes were accepted and

172 no-party marked on envelopes were rejected by the Canvass Board.

  
F. Milene Henley, San Juan County Auditor

March 19, 2020

  
Randall Gaylord, San Juan County, Prosecuting Attorney

March 19, 2020

  
Rick Hughes, San Juan County Council

March 19, 2020

San Juan County  
 Presidential Primary - March 10, 2020  
 Canvassing Board Meeting - canvassing vote-by-mail and challenged ballots  
 Thursday, March 19, 2020

Canvass Board Members Present:

F. Milene Henley, SJC Auditor  
 Rick Hughes, SJC Council Chairman  
 Randall Gaylord, SJC Prosecuting Attorney

Ballots issued: 14,044  
 Ballots received: 8,811  
 Registered Voters: 13,583

Total to Canvass 354

Challenged Envelopes	Total to Canvass	Accepted	Rejected
<b>No-Party Selected</b>	171 - 172		
Cure forms received and processed			
Outstanding balance (letters sent to voters, no response)			172
<b>No-Party - No Signature</b>	10		
Cure forms received and processed			
Outstanding balance (letters sent to voters, no response)			10
<b>Party Selected - No Signature</b>	6		
Cure forms received and processed			
Outstanding balance (letters sent to voters, no response)			6
<b>Both-Party Selected</b>	9	3	6
<b>Party Declaration Modified</b>	3	1	2
<b>Mismatch Signature</b>	39		
Cure forms received and processed			
Outstanding balance (letters sent to voters, no response)		22	17
<b>Late Ballot Return</b>	40		40
<b>ID Required</b>	3		
Cure forms received and processed			
Outstanding balance (letters sent to voters, no response)			3

Other Challenges	Total to Canvass	Accepted	Rejected
Ballot returned no envelope	1		1
Vote twice - wrong envelope	1		1
Wrong Election	1		1
Provisional - candidate dropped out	2		2
Re-issue - Information only	4		

**Challenged Ballots** **Total to Canvass** Accepted Rejected

**Democrat Ballots**


Cross-Party Vote	2		2
Both-Party Vote	30	9	<del>21</del>
Overvote	1		1

**Republican Ballots**

Cross-Party Vote	32	1	31
Both-Party Vote	<del>34</del> 3	1	<del>2</del>

**Total Challenged Ballots**

68	X	X
----	---	---

Auditor Signature: 

San Juan County  
 Presidential Primary - March 10, 2020  
 Canvassing Board Meeting - Certification  
 Friday, March 20, 2020

canvass Board Members Present:

F. Milene Henley, SJC Auditor	Ballots issued:	14,044
Rick Hughes, SJC Council Chair	Ballots tabulated:	8,820
Randall Gaylord, SJC Prosecuting Attorney	Registered Voters:	13,583

Total challenged envelopes to Canvass **358**

Total challenged ballots to Canvass **68**

**Challenged Envelopes** **Total to Canvass**

**No-Party Selected** **172**

Cure forms received and processed / Accepted by Canvass Board	172
canvass board rejected	146

**No-Party - No Signatue** **10**

Cure forms received and processed / Accepted by Canvass Board	3
canvasss board rejected	7

**Party Selected - No Signature** **6**

Cure forms received and processed / Accepted by Canvass Board	0
canvass board rejected	6

**Both-Party Selected** **9**

**Party Declaration Modified** **3**

Cure forms received and processed / Accepted by Canvass Board	1
canvass board rejected	2

**Mismatch Signature** **39**

Cure forms received and processed / Accepted by Canvass Board	25
canvass board rejected	<del>14</del>

**Late Ballot Return** **~~40~~**

**ID Required** **3**

Cure forms received and processed	0
Outstanding balance (letters sent to voters, no response)	3

**Other Challenges** **Total to Canvass** **Accepted** **Rejected**

Ballot returned no envelope	1		1
Vote twice - wrong envelope	1		1
Wrong Election	1		1
Provisional - candidate dropped out	2		2

Re-issue - Information only

3

--	--

Challenged Ballots	Total to Canvass	Accepted	Rejected
--------------------	------------------	----------	----------

**Democrat Ballots**

Cross-Party Vote  
 Both-Party Vote  
 Overvote

2  
 30  
 1

		2
9		21
		1

**Republican Ballots**

Cross-Party Vote  
 Both-Party Vote

32  
 3

1	31
1	2

Auditor Signature: \_\_\_\_\_

# San Juan County Auditor

## Reconciliation Form

### General information

County name San Juan  
 Election date 3/10/2020

### Registered voters eligible to participate

Active registered voters 13,580  
 Inactive registered voters 874

### Category Reconciliation (detailed accounting of ballots)

	Issued (number of voters issued ballots)	Credited voters in VoteWA (envelopes containing ballots)	Ballots Accepted (Counted / Tabulated)	Ballots not counted		Discrepancy (If zero, category balances)
				Ballots forwarded to other counties	Ballots Rejected	
UOCAVA	0	65	65	N/A	0	0
Federal write-in	N/A	0	0	N/A	0	0
Provisional	2	2	0	0	2	0
DREs	0	0	0	N/A	0	0
All voters not reported in above categories	14,041	9,038	8,754	0	284	0
<b>Total for all voter categories</b>	<b>14,043</b>	<b>9,105</b>	<b>8,819</b>	<b>0</b>	<b>286</b>	<b>0</b>

### Summary

#### Reconciliation

##### Overall Ballot Reconciliation

Ballots Received	9,105
Ballots Accepted	8,819
Ballots Not Counted	286
<b>Discrepancy</b>	<b>0</b>

#### Voters credited to ballots counted

Credited voters in VoteWA	8,877
Credited envelopes without ballots	2
Voters not credited in VoteWA (examples: FWAB or ACP)	2
<b>Total valid ballots</b>	<b>8,881</b>
<b>Discrepancy</b>	<b>0</b>

#### Additional Information

##### Replacement Ballots

Requested	250
Issued	250
Returned	165
Counted	162
Rejected	3

##### Return method

Email	57
Fax	0
Deposited at staffed, unstaffed deposit sites and voting centers	4,518
Non-UOCAVA returned by Fax or Email	19

##### Generation method

VoteWA	118
Other online programs	0
PDF originating from county	0
Non-UOCAVA ballots issued electronically	119


##### AVU

Estimated number of paper ballots printed by AVU	0
--	---

#### Category discrepancy explanation

I have reviewed all our logs and am unable to find the discrepancy. On paper we balance.

#### VoteWA discrepancy explanation

Report prepared by:   
 Contact number: \_\_\_\_\_

Date: 3/10/2020

Manual Count of Random Groups - Post Election Audit

Date of Election: March 10, 2020 Presidential Primary

Office or issue to be counted: Democratic Party

Response	Batch D194	Batch D202	Batch D193	Batch D192	Batch D204	Batch D203	Manual Totals	Machine Totals
Michael Bennet								
Joseph Biden	29	27	32	22	<del>26</del> 21		157	160
Michael Bloomberg								
Cory Booker								
Pete Buttigieg								
John Delaney								
Tulsi Gabbard				1		1	2	2
Amy Klobuchar								
Deval Patrick								
Bernie Sanders	18	20	15	22	22	22	119	119
Tom Steyer						1	1	1
Elizabeth Warren	2	1		1	4	3	11	11
Andrew Yang								
Uncommitted Delegates	1							
Overvotes				3			(3)	votes for Biden
Write-in votes								Not
	NO VOTE							overvotes

Manual Audit matched machine count:  Yes;  No

If answer is NO, explain the reason(s):  
 Batch D192 had three corrected votes in favor of Biden

Audit results certified by:

Elections Supervisor Camolyn Armstrong

Date 3/11/20

**Cumulative Results Report**  
 2020 Presidential Primary  
 Run Time: 11:48 AM  
 Run Date: 03/11/2020

**San Juan County**  
 Presidential Primary  
 3/10/2020  
 Page 1

**Unofficial Results**  
 Registered Voters  
 5651 of 13583 = 41.60%  
 Precincts Reporting  
 0 of 19 = 0.00%

**President of the United States - Democratic Party**

Precincts			Voters		
Counted	Total	Percent	Ballots	Registered	Percent
0	19	0.00%	5,651	13,583	41.60%

Choice	Party	Absentee Voting		Total	
Michael Bennet		4	0.09%	4	0.09%
Joseph R. Biden		1,242	27.59%	1,242	27.59%
Michael Bloomberg		390	8.66%	390	8.66%
Cory Booker		3	0.07%	3	0.07%
Pete Buttigieg		288	6.40%	288	6.40%
John Delaney		2	0.04%	2	0.04%
Tulsi Gabbard		42	0.93%	42	0.93%
Amy Klobuchar		194	4.31%	194	4.31%
Deval Patrick		3	0.07%	3	0.07%
Bernie Sanders		1,528	33.94%	1,528	33.94%
Tom Steyer		13	0.29%	13	0.29%
Elizabeth Warren		763	16.95%	763	16.95%
Andrew Yang		12	0.27%	12	0.27%
Uncommitted Delegates		18	0.40%	18	0.40%
Cast Votes:		4,502	100.00%	4,502	100.00%
Undervotes:		0		0	
Overvotes:		0		0	
Invalid Votes:		0		0	
Unresolved write-in votes:		4		4	

*Post election  
 Added 3/11/20*

**President of the United States - Republican Party**

Precincts			Voters		
Counted	Total	Percent	Ballots	Registered	Percent
0	19	0.00%	5,651	13,583	41.60%

Choice	Party	Absentee Voting		Total	
Donald J. Trump		1,106	100.00%	1,106	100.00%
Cast Votes:		1,106	100.00%	1,106	100.00%
Undervotes:		0		0	
Overvotes:		0		0	
Invalid Votes:		0		0	
Unresolved write-in votes:		35		35	

\*\*\* End of report \*\*\*

**Cumulative Results Report**

2020 Presidential Primary

Run Time 11:46 AM  
 Run Date 03/11/2020

**San Juan County**

Presidential Primary

3/10/2020

Page 1

**Unofficial Results**

Registered Voters  
 5063 of 13583 = 37.27%

Precincts Reporting  
 0 of 19 = 0.00%

**President of the United States - Democratic Party**

Precincts			Voters		
Counted	Total	Percent	Ballots	Registered	Percent
0	19	0.00%	5,063	13,583	37.27%

*election night results*

Choice	Party	Absentee Voting		Total	
Michael Bennet		4	0.10%	4	0.10%
Joseph R. Biden		1,082	25.71%	1,082	25.71%
Michael Bloomberg		390	9.27%	390	9.27%
Cory Booker		3	0.07%	3	0.07%
Pete Buttigieg		288	6.84%	288	6.84%
John Delaney		2	0.05%	2	0.05%
Tulsi Gabbard		40	0.95%	40	0.95%
Amy Klobuchar		194	4.61%	194	4.61%
Deval Patrick		3	0.07%	3	0.07%
Bernie Sanders		1,409	33.48%	1,409	33.48%
Tom Steyer		12	0.29%	12	0.29%
Elizabeth Warren		752	17.87%	752	17.87%
Andrew Yang		12	0.29%	12	0.29%
Uncommitted Delegates		17	0.40%	17	0.40%
		Cast Votes:	4,208 100.00%	4,208	100.00%
		Undervotes:	0	0	
		Overvotes:	0	0	
		Invalid Votes:	0	0	
		Unresolved write-in votes:	4	4	

**President of the United States - Republican Party**

Precincts			Voters		
Counted	Total	Percent	Ballots	Registered	Percent
0	19	0.00%	5,063	13,583	37.27%

Choice	Party	Absentee Voting		Total	
Donald J. Trump		824	100.00%	824	100.00%
		Cast Votes:	824 100.00%	824	100.00%
		Undervotes:	0	0	
		Overvotes:	0	0	
		Invalid Votes:	0	0	
		Unresolved write-in votes:	24	24	

\*\*\* End of report \*\*\*

Manual Count of Random Groups - Post Election Audit

Date of Election: March 10, 2020 Presidential Primary

Office or issue to be counted: **Republican Party**

Response	Batch R124	Batch R127	Batch R129	Batch A128	Batch A126	Batch A125	Manual Totals	Machine Totals
Donald Trump	48	44	56	56	36	42	282	282
Overvotes								
Write-in votes		1	5	1	3	1	11	11

Manual Audit matched machine count:  Yes;  No  
 If answer is NO, explain the reason(s): \_\_\_\_\_

Audit results certified by:  
 Elections Supervisor Camolyn Armstrong

Date 3/11/20

Manual Count of Random Groups - Post Election Audit

Date of Election: March 10, 2020 Presidential Primary

Office or issue to be counted: Republican Party

Batch R 127

Response	Count 1	Count 2	Manual Totals
Donald Trump	44	44	
Overvotes			
Write-in votes	1	1	
MITT ROMNEY			

Audit results processed by:

Count Team 1:

Sign 1. M Williamson Date 3-11-20

Sign 2. B Fagan Date 3.11.20

Count Team 2:

Sign 1. B Phelan Date 3-11-2020

Sign 2. Leah Bugant Date ~~3-11~~  
3-11-2020

Manual Count of Random Groups - Post Election Audit

Date of Election: March 10, 2020 Presidential Primary

Office or issue to be counted: Republican Party

Batch R 124

Response	Count 1	Count 2		Manual Totals
Donald Trump	48	48	[Hatched Area]	
Overvotes				
Write-in votes				

Audit results processed by:  
 Count Team 1:

Sign 1. MW \_\_\_\_\_ Date 3-11-20

Sign 2. BZ \_\_\_\_\_ Date 3.11.20

Count Team 2:

Sign 1. BP \_\_\_\_\_ Date 3-11-20

Sign 2. BZ \_\_\_\_\_ Date 3-11-2020

Manual Count of Random Groups - Post Election Audit

Date of Election: March 10, 2020 Presidential Primary

Office or issue to be counted: Republican Party

Batch R129

Response	Count 1	Count 2		Manual Totals
Donald Trump	56	54		
Overvotes				
Write-in votes	5	5		

Audit results processed by:

Count Team 1:

Sign 1. B. Phillips Date 3-11-2020

Sign 2. Jed Bergant Date 3-11-2020

Count Team 2:

Sign 1. R. Knowlton Date 3/11/20

Sign 2. J. Anne Kelly Date 3-11-20

Manual Count of Random Groups - Post Election Audit

Date of Election: March 10, 2020 Presidential Primary

Office or issue to be counted: Republican Party

Batch R126

Response	Count 1	Count 2		Manual Totals
Donald Trump	36	34	[Hatched Area]	
Overvotes				
Write-in votes	3	3		

Audit results processed by:

Count Team 1:

Sign 1. [Signature] Date 3-11-20

Sign 2. [Signature] Date 3/11/20

Count Team 2:

Sign 1. [Signature] Date 3-11-20

Sign 2. [Signature] Date 3/11/20

Manual Count of Random Groups - Post Election Audit

Date of Election: March 10, 2020 Presidential Primary

Office or issue to be counted: Republican Party

Batch R 129

Response	Count 1	Count 2	Manual Totals
Donald Trump	58	58 <del>57</del> PA	
Overvotes			
Write-in votes	1	1	

Audit results processed by:

Count Team 1:

Sign 1. Robert Aker Date 3/11/20

Sign 2. [Signature] Date 3/11/20

Count Team 2:

Sign 1. B. Phillip Date 3-11-2020

Sign 2. [Signature] Date 3-11-2020

Manual Count of Random Groups - Post Election Audit

Date of Election: March 10, 2020 Presidential Primary

Office or issue to be counted: Democratic Party

Batch D 194

Response	Count 1 50	Count 2 50		Manual Totals
Michael Bennet				
Joseph Biden	29	29		
Michael Bloomberg				
Cory Booker				
Pete Buttigieg				
John Delaney				
Tulsi Gabbard				
Amy Klobuchar				
Deval Patrick				
Bernie Sanders	18	18		
Tom Steyer				
Elizabeth Warren	2	2		
Andrew Yang				
Uncommitted Delegates	1	1		
Overvotes				
Write-in votes				

Audit results processed by:

Count Team 1:

Sign 1. B. Fagan Date 3-11-2020

Sign 2. M. Williamson Date 3-11-20

Count Team 2:

Sign 1. B.P. Kelly Date 3-11-2020

Sign 2. Lee Brumby Date 3-11-2020

Manual Count of Random Groups - Post Election Audit

Date of Election: March 10, 2020 Presidential Primary

Office or issue to be counted: Republican Party

Batch R125

Response	Count 1	Count 2		Manual Totals
Donald Trump	42	42	[Hatched Area]	
Overvotes				
Write-in votes	1	1		

Audit results processed by:

Count Team 1:

Sign 1. *M. Anderson Kelly* Date 3-11-20

Sign 2. *L. Krowczyk* Date 3/11/20

Count Team 2:

Sign 1. *M. Wellkanson* Date 3-11-20

Sign 2. *B. Tagan* Date 3-11-20

Manual Count of Random Groups - Post Election Audit

Date of Election: March 10, 2020 Presidential Primary

Office or issue to be counted: Democratic Party

Batch D202

Response	Count 1 49	Count 2 49	Manual Totals
Michael Bennet			
Joseph Biden	27	27	
Michael Bloomberg			
Cory Booker			
Pete Buttigieg			
John Delaney			
Tulsi Gabbard			
Amy Klobuchar			
Deval Patrick			
Bernie Sanders	20	20	
Tom Steyer			
Elizabeth Warren	1	1	
Andrew Yang			
Uncommitted Delegates			
Overvotes			
Write-in votes			
BLANK (undervote)	1	1	

Audit results processed by:

Count Team 1:

Sign 1. [Signature] Date 3-11-2020

Sign 2. [Signature] Date 3-11-2020

Count Team 2:

Sign 1. [Signature] Date 3/11/20

Sign 2. [Signature] Date 3/11/20

Manual Count of Random Groups - Post Election Audit

Date of Election: March 10, 2020 Presidential Primary

Office or issue to be counted: Democratic Party

Batch D-193

Response	Count 1 <u>47</u>	Count 2 <u>47</u>		Manual Totals
Michael Bennet				
Joseph Biden	<u>32</u>	<u>32</u>		
Michael Bloomberg				
Cory Booker				
Pete Buttigieg				
John Delaney				
Tulsi Gabbard				
Amy Klobuchar				
Deval Patrick				
Bernie Sanders	<u>15</u>	<u>15</u>		
Tom Steyer				
Elizabeth Warren				
Andrew Yang				
Uncommitted Delegates				
Overvotes				
Write-in votes				

Audit results processed by:

Count Team 1:

Sign 1. R. Alessi Date 3-11-20

Sign 2. [Signature] Date 3/11/20

Count Team 2:

Sign 1. [Signature] Date 3-11-2020

Sign 2. [Signature] Date 3/11/2020

Manual Count of Random Groups - Post Election Audit

Date of Election: March 10, 2020 Presidential Primary

Office or issue to be counted: Democratic Party Batch D203

Response	Count 1 48	Count 2 48		Manual Totals
Michael Bennet			[Hatched Area]	
Joseph Biden	21	21		
Michael Bloomberg				
Cory Booker				
Pete Buttigieg				
John Delaney				
Tulsi Gabbard	1	1		
Amy Klobuchar				
Deval Patrick				
Bernie Sanders	22	22		
Tom Steyer	1	1		
Elizabeth Warren	3	3		
Andrew Yang				
Uncommitted Delegates				
Overvotes				
Write-in votes				

Audit results processed by:

Count Team 1:

Sign 1. R. Koozwyk Date 3/11/2020

Sign 2. J. Ann M. Kelly Date 3-11-2020

Count Team 2:

Sign 1. R. Ann Allen Date 3-11-20

Sign 2. [Signature] Date 3-11-20

Manual Count of Random Groups - Post Election Audit

Date of Election: March 10, 2020 Presidential Primary

Office or issue to be counted: Democratic Party

Batch D 204

Response	Count 1 <i>53</i>	Count 2 <i>52</i>	Manual Totals
Michael Bennet			
Joseph Biden	<i>2726</i>	<i>2726</i>	
Michael Bloomberg			
Cory Booker			
Pete Buttigieg			
John Delaney			
Tulsi Gabbard			
Amy Klobuchar			
Deval Patrick			
Bernie Sanders	<i>22</i>	<i>22</i>	
Tom Steyer			
Elizabeth Warren	<i>4</i>	<i>4</i>	
Andrew Yang			
Uncommitted Delegates			
Overvotes			
Write-in votes			

Audit results processed by:

Count Team 1:

Sign 1. *P. Jagan* Date *3-11-2020*

Sign 2. *M. Williamson* Date *3-11-2020*

Count Team 2:

Sign 1. *B. Phelps* Date *3-11-2020*

Sign 2. *Led Bugank* Date *3-11-2020*

Manual Count of Random Groups - Post Election Audit

Date of Election: March 10, 2020 Presidential Primary

Office or issue to be counted: Democratic Party

Batch D192

Response	Count 1 49	Count 2 49	Manual Totals
Michael Bennet			
Joseph Biden	22	22	
Michael Bloomberg			
Cory Booker			
Pete Buttigieg			
John Delaney			
Tulsi Gabbard	1	1	
Amy Klobuchar			
Deval Patrick			
Bernie Sanders	22	22	
Tom Steyer			
Elizabeth Warren	1	1	
Andrew Yang			
Uncommitted Delegates			
Overvotes	3	(3)	
Write-in votes			

Votes for Biden  
 not marked

Audit results processed by:

Count Team 1:

Sign 1. R. Krosznowski Date 3/11/20

Sign 2. A. Adams King Date 3-11-20

Count Team 2:

Sign 1. B. Phelps Date 3-11-2020

Sign 2. Leah Bergant Date 3-11-2020

**Precinct Results Report**

2020 Presidential Primary

Run Time 9:48 AM  
 Run Date 05/04/2020

**San Juan County**

Presidential Primary

3/10/2020

Page 1

**Official Results**

Registered Voters  
 8820 of 13582 = 64.94%

Precincts Reporting  
 0 of 19 = 0.00%

101 Friday Harbor NW

547 of 961 registered voters = 56.92%

**President of the United States - Democratic Party**

Choice	Party	Absentee Voting		Total	
Michael Bennet		0	0.00%	0	0.00%
Joseph R. Biden		121	27.69%	121	27.69%
Michael Bloomberg		20	4.58%	20	4.58%
Cory Booker		0	0.00%	0	0.00%
Pete Buttigieg		13	2.97%	13	2.97%
John Delaney		0	0.00%	0	0.00%
Tulsi Gabbard		5	1.14%	5	1.14%
Amy Klobuchar		12	2.75%	12	2.75%
Deval Patrick		0	0.00%	0	0.00%
Bernie Sanders		209	47.83%	209	47.83%
Tom Steyer		0	0.00%	0	0.00%
Elizabeth Warren		55	12.59%	55	12.59%
Andrew Yang		0	0.00%	0	0.00%
Uncommitted Delegates		2	0.46%	2	0.46%
Cast Votes:		437	100.00%	437	100.00%
Undervotes:		0		0	
Overvotes:		0		0	
Invalid Votes:		0		0	
Unresolved write-in votes:		1		1	

**President of the United States - Republican Party**

Choice	Party	Absentee Voting		Total	
Donald J. Trump		109	100.00%	109	100.00%
Cast Votes:		109	100.00%	109	100.00%
Undervotes:		0		0	
Overvotes:		0		0	
Invalid Votes:		0		0	
Unresolved write-in votes:		0		0	

**Precinct Results Report**

2020 Presidential Primary

Run Time 9:48 AM  
 Run Date 05/04/2020

**San Juan County**

Presidential Primary

3/10/2020

Page 2

**Official Results**

Registered Voters  
 8820 of 13582 = 64.94%

Precincts Reporting  
 0 of 19 = 0.00%

102 Friday Harbor SE

417 of 702 registered voters = 59.40%

**President of the United States - Democratic Party**

Choice	Party	Absentee Voting	Total
Michael Bennet		0 0.00%	0 0.00%
Joseph R. Biden		102 31.38%	102 31.38%
Michael Bloomberg		15 4.62%	15 4.62%
Cory Booker		0 0.00%	0 0.00%
Pete Buttigieg		8 2.46%	8 2.46%
John Delaney		0 0.00%	0 0.00%
Tulsi Gabbard		10 3.08%	10 3.08%
Amy Klobuchar		6 1.85%	6 1.85%
Deval Patrick		0 0.00%	0 0.00%
Bernie Sanders		150 46.15%	150 46.15%
Tom Steyer		1 0.31%	1 0.31%
Elizabeth Warren		29 8.92%	29 8.92%
Andrew Yang		3 0.92%	3 0.92%
Uncommitted Delegates		1 0.31%	1 0.31%
Cast Votes:		325 100.00%	325 100.00%
Undervotes:		0	0
Overvotes:		0	0
Invalid Votes:		0	0
Unresolved write-in votes:		0	0

**President of the United States - Republican Party**

Choice	Party	Absentee Voting	Total
Donald J. Trump		88 100.00%	88 100.00%
Cast Votes:		88 100.00%	88 100.00%
Undervotes:		0	0
Overvotes:		0	0
Invalid Votes:		0	0
Unresolved write-in votes:		4	4

**Precinct Results Report**  
 2020 Presidential Primary  
 Run Time 9:48 AM  
 Run Date 05/04/2020

**San Juan County**  
 Presidential Primary  
 3/10/2020  
 Page 3

**Official Results**  
 Registered Voters  
 8820 of 13582 = 64.94%  
 Precincts Reporting  
 0 of 19 = 0.00%

11 San Juan SE

360 of 541 registered voters = 66.54%

**President of the United States - Democratic Party**

Choice	Party	Absentee Voting	Total
Michael Bennet		1 0.35%	1 0.35%
Joseph R. Biden		112 38.75%	112 38.75%
Michael Bloomberg		33 11.42%	33 11.42%
Cory Booker		0 0.00%	0 0.00%
Pete Buttigieg		16 5.54%	16 5.54%
John Delaney		0 0.00%	0 0.00%
Tulsi Gabbard		2 0.69%	2 0.69%
Amy Klobuchar		9 3.11%	9 3.11%
Deval Patrick		0 0.00%	0 0.00%
Bernie Sanders		79 27.34%	79 27.34%
Tom Steyer		0 0.00%	0 0.00%
Elizabeth Warren		36 12.46%	36 12.46%
Andrew Yang		1 0.35%	1 0.35%
Uncommitted Delegates		0 0.00%	0 0.00%
Cast Votes:		289 100.00%	289 100.00%
Undervotes:		0	0
Overvotes:		0	0
Invalid Votes:		0	0
Unresolved write-in votes:		0	0

**President of the United States - Republican Party**

Choice	Party	Absentee Voting	Total
Donald J. Trump		69 100.00%	69 100.00%
Cast Votes:		69 100.00%	69 100.00%
Undervotes:		0	0
Overvotes:		0	0
Invalid Votes:		0	0
Unresolved write-in votes:		2	2

**Precinct Results Report**

2020 Presidential Primary

Run Time 9:48 AM  
 Run Date 05/04/2020

**San Juan County**

Presidential Primary

3/10/2020  
 Page 4

**Official Results**

Registered Voters  
 8820 of 13582 = 64.94%

Precincts Reporting  
 0 of 19 = 0.00%

**12 San Juan SW** 518 of 795 registered voters = 65.16%

**President of the United States - Democratic Party**

Choice	Party	Absentee Voting		Total	
Michael Bennet		0	0.00%	0	0.00%
Joseph R. Biden		193	43.76%	193	43.76%
Michael Bloomberg		24	5.44%	24	5.44%
Cory Booker		1	0.23%	1	0.23%
Pete Buttigieg		22	4.99%	22	4.99%
John Delaney		0	0.00%	0	0.00%
Tulsi Gabbard		5	1.13%	5	1.13%
Amy Klobuchar		8	1.81%	8	1.81%
Deval Patrick		0	0.00%	0	0.00%
Bernie Sanders		136	30.84%	136	30.84%
Tom Steyer		2	0.45%	2	0.45%
Elizabeth Warren		47	10.66%	47	10.66%
Andrew Yang		1	0.23%	1	0.23%
Uncommitted Delegates		2	0.45%	2	0.45%
Cast Votes:		441	100.00%	441	100.00%
Undervotes:		0		0	
Overvotes:		0		0	
Invalid Votes:		0		0	
Unresolved write-in votes:		0		0	

**President of the United States - Republican Party**

Choice	Party	Absentee Voting		Total	
Donald J. Trump		74	100.00%	74	100.00%
Cast Votes:		74	100.00%	74	100.00%
Undervotes:		0		0	
Overvotes:		0		0	
Invalid Votes:		0		0	
Unresolved write-in votes:		2		2	

**Precinct Results Report**

2020 Presidential Primary

Run Time: 9:48 AM  
 Run Date: 05/04/2020

**San Juan County**

Presidential Primary

3/10/2020  
 Page 5

**Official Results**

Registered Voters  
 8820 of 13582 = 64.94%

Precincts Reporting  
 0 of 19 = 0.00%

**13 San Juan CNTRL** 603 of 935 registered voters = 64.49%

**President of the United States - Democratic Party**

Choice	Party	Absentee Voting	Total
Michael Bennet		0 0.00%	0 0.00%
Joseph R. Biden		203 40.28%	203 40.28%
Michael Bloomberg		15 2.98%	15 2.98%
Cory Booker		0 0.00%	0 0.00%
Pete Buttigieg		15 2.98%	15 2.98%
John Delaney		0 0.00%	0 0.00%
Tulsi Gabbard		4 0.79%	4 0.79%
Amy Klobuchar		11 2.18%	11 2.18%
Deval Patrick		1 0.20%	1 0.20%
Bernie Sanders		201 39.88%	201 39.88%
Tom Steyer		0 0.00%	0 0.00%
Elizabeth Warren		50 9.92%	50 9.92%
Andrew Yang		2 0.40%	2 0.40%
Uncommitted Delegates		2 0.40%	2 0.40%
Cast Votes:		504 100.00%	504 100.00%
Undervotes:		0	0
Overvotes:		0	0
Invalid Votes:		0	0
Unresolved write-in votes:		0	0

**President of the United States - Republican Party**

Choice	Party	Absentee Voting	Total
Donald J. Trump		93 100.00%	93 100.00%
Cast Votes:		93 100.00%	93 100.00%
Undervotes:		0	0
Overvotes:		0	0
Invalid Votes:		0	0
Unresolved write-in votes:		5	5

**Precinct Results Report**

2020 Presidential Primary

Run Time 9:48 AM  
 Run Date 05/04/2020

**San Juan County**

Presidential Primary

3/10/2020  
 Page 6

**Official Results**

Registered Voters  
 8820 of 13582 = 64.94%

Precincts Reporting  
 0 of 19 = 0.00%

**14 San Juan West**

557 of 840 registered voters = 66.31%

**President of the United States - Democratic Party**

Choice	Party	Absentee Voting		Total	
Michael Bennet		0	0.00%	0	0.00%
Joseph R. Biden		162	34.25%	162	34.25%
Michael Bloomberg		28	5.92%	28	5.92%
Cory Booker		1	0.21%	1	0.21%
Pete Buttigieg		13	2.75%	13	2.75%
John Delaney		0	0.00%	0	0.00%
Tulsi Gabbard		11	2.33%	11	2.33%
Amy Klobuchar		16	3.38%	16	3.38%
Deval Patrick		0	0.00%	0	0.00%
Bernie Sanders		175	37.00%	175	37.00%
Tom Steyer		1	0.21%	1	0.21%
Elizabeth Warren		63	13.32%	63	13.32%
Andrew Yang		2	0.42%	2	0.42%
Uncommitted Delegates		1	0.21%	1	0.21%
Cast Votes:		473	100.00%	473	100.00%
Undervotes:		0		0	
Overvotes:		0		0	
Invalid Votes:		0		0	
Unresolved write-in votes:		1		1	

**President of the United States - Republican Party**

Choice	Party	Absentee Voting		Total	
Donald J. Trump		82	100.00%	82	100.00%
Cast Votes:		82	100.00%	82	100.00%
Undervotes:		0		0	
Overvotes:		0		0	
Invalid Votes:		0		0	
Unresolved write-in votes:		1		1	

**Precinct Results Report**

2020 Presidential Primary

Run Time 9:48 AM

Run Date 05/04/2020

**San Juan County**

Presidential Primary

3/10/2020

Page 7

**Official Results**

Registered Voters  
 8820 of 13582 = 64.94%

Precincts Reporting  
 0 of 19 = 0.00%

**15 San Juan North**

444 of 706 registered voters = 62.89%

**President of the United States - Democratic Party**

Choice	Party	Absentee Voting		Total	
Michael Bennet		0	0.00%	0	0.00%
Joseph R. Biden		150	45.87%	150	45.87%
Michael Bloomberg		28	8.56%	28	8.56%
Cory Booker		0	0.00%	0	0.00%
Pete Buttigieg		17	5.20%	17	5.20%
John Delaney		0	0.00%	0	0.00%
Tulsi Gabbard		2	0.61%	2	0.61%
Amy Klobuchar		11	3.36%	11	3.36%
Deval Patrick		0	0.00%	0	0.00%
Bernie Sanders		87	26.61%	87	26.61%
Tom Steyer		2	0.61%	2	0.61%
Elizabeth Warren		30	9.17%	30	9.17%
Andrew Yang		0	0.00%	0	0.00%
Uncommitted Delegates		0	0.00%	0	0.00%
Cast Votes:		327	100.00%	327	100.00%
Undervotes:		0		0	
Overvotes:		0		0	
Invalid Votes:		0		0	
Unresolved write-in votes:		0		0	

**President of the United States - Republican Party**

Choice	Party	Absentee Voting		Total	
Donald J. Trump		114	100.00%	114	100.00%
Cast Votes:		114	100.00%	114	100.00%
Undervotes:		0		0	
Overvotes:		0		0	
Invalid Votes:		0		0	
Unresolved write-in votes:		3		3	

**Precinct Results Report**

2020 Presidential Primary

Run Time 9:48 AM  
 Run Date 05/04/2020

**San Juan County**

Presidential Primary

3/10/2020  
 Page 8

**Official Results**

Registered Voters  
 8820 of 13582 = 64.94%

Precincts Reporting  
 0 of 19 = 0.00%

16 San Juan East

449 of 686 registered voters = 65.45%

**President of the United States - Democratic Party**

Choice	Party	Absentee Voting		Total	
Michael Bennet		1	0.27%	1	0.27%
Joseph R. Biden		139	36.87%	139	36.87%
Michael Bloomberg		24	6.37%	24	6.37%
Cory Booker		1	0.27%	1	0.27%
Pete Buttigieg		7	1.86%	7	1.86%
John Delaney		1	0.27%	1	0.27%
Tulsi Gabbard		5	1.33%	5	1.33%
Amy Klobuchar		14	3.71%	14	3.71%
Deval Patrick		0	0.00%	0	0.00%
Bernie Sanders		139	36.87%	139	36.87%
Tom Steyer		2	0.53%	2	0.53%
Elizabeth Warren		42	11.14%	42	11.14%
Andrew Yang		1	0.27%	1	0.27%
Uncommitted Delegates		1	0.27%	1	0.27%
Cast Votes:		377	100.00%	377	100.00%
Undervotes:		0		0	
Overvotes:		0		0	
Invalid Votes:		0		0	
Unresolved write-in votes:		0		0	

**President of the United States - Republican Party**

Choice	Party	Absentee Voting		Total	
Donald J. Trump		69	100.00%	69	100.00%
Cast Votes:		69	100.00%	69	100.00%
Undervotes:		0		0	
Overvotes:		0		0	
Invalid Votes:		0		0	
Unresolved write-in votes:		1		1	

**Precinct Results Report**

2020 Presidential Primary

Run Time 9:48 AM  
 Run Date 05/04/2020

**San Juan County**

Presidential Primary

3/10/2020  
 Page 9

**Official Results**

Registered Voters  
 8820 of 13582 = 64.94%

Precincts Reporting  
 0 of 19 = 0.00%

**17 Turn Point** 247 of 400 registered voters = 61.75%

**President of the United States - Democratic Party**

Choice	Party	Absentee Voting		Total	
Michael Bennet		0	0.00%	0	0.00%
Joseph R. Biden		85	44.04%	85	44.04%
Michael Bloomberg		14	7.25%	14	7.25%
Cory Booker		0	0.00%	0	0.00%
Pete Buttigieg		10	5.18%	10	5.18%
John Delaney		0	0.00%	0	0.00%
Tulsi Gabbard		3	1.55%	3	1.55%
Amy Klobuchar		4	2.07%	4	2.07%
Deval Patrick		0	0.00%	0	0.00%
Bernie Sanders		55	28.50%	55	28.50%
Tom Steyer		0	0.00%	0	0.00%
Elizabeth Warren		22	11.40%	22	11.40%
Andrew Yang		0	0.00%	0	0.00%
Uncommitted Delegates		0	0.00%	0	0.00%
Cast Votes:		193	100.00%	193	100.00%
Undervotes:		0		0	
Overvotes:		0		0	
Invalid Votes:		0		0	
Unresolved write-in votes:		0		0	

**President of the United States - Republican Party**

Choice	Party	Absentee Voting		Total	
Donald J. Trump		52	100.00%	52	100.00%
Cast Votes:		52	100.00%	52	100.00%
Undervotes:		0		0	
Overvotes:		0		0	
Invalid Votes:		0		0	
Unresolved write-in votes:		1		1	

**Precinct Results Report**  
 2020 Presidential Primary  
 Run Time 9:48 AM  
 Run Date 05/04/2020

**San Juan County**  
 Presidential Primary  
 3/10/2020  
 Page 10

**Official Results**  
 Registered Voters  
 8820 of 13582 = 64.94%  
 Precincts Reporting  
 0 of 19 = 0.00%

**21 Waldron & Outer Is**

84 of 105 registered voters = 80.00%

**President of the United States - Democratic Party**

Choice	Party	Absentee Voting	Total
Michael Bennet		0 0.00%	0 0.00%
Joseph R. Biden		15 18.99%	15 18.99%
Michael Bloomberg		1 1.27%	1 1.27%
Cory Booker		0 0.00%	0 0.00%
Pete Buttigieg		1 1.27%	1 1.27%
John Delaney		0 0.00%	0 0.00%
Tulsi Gabbard		0 0.00%	0 0.00%
Amy Klobuchar		1 1.27%	1 1.27%
Deval Patrick		0 0.00%	0 0.00%
Bernie Sanders		46 58.23%	46 58.23%
Tom Steyer		0 0.00%	0 0.00%
Elizabeth Warren		12 15.19%	12 15.19%
Andrew Yang		1 1.27%	1 1.27%
Uncommitted Delegates		2 2.53%	2 2.53%
Cast Votes:		79 100.00%	79 100.00%
Undervotes:		0	0
Overvotes:		0	0
Invalid Votes:		0	0
Unresolved write-in votes:		0	0

**President of the United States - Republican Party**

Choice	Party	Absentee Voting	Total
Donald J. Trump		4 100.00%	4 100.00%
Cast Votes:		4 100.00%	4 100.00%
Undervotes:		0	0
Overvotes:		0	0
Invalid Votes:		0	0
Unresolved write-in votes:		1	1

**Precinct Results Report**  
 2020 Presidential Primary  
 Run Time 9:48 AM  
 Run Date 05/04/2020

**San Juan County**  
 Presidential Primary  
 3/10/2020  
 Page 11

**Official Results**  
 Registered Voters  
 8820 of 13582 = 64.94%  
 Precincts Reporting  
 0 of 19 = 0.00%

**22 Orcas West**

693 of 1,091 registered voters = 63.52%

**President of the United States - Democratic Party**

Choice	Party	Absentee Voting	Total
Michael Bennet		0 0.00%	0 0.00%
Joseph R. Biden		180 30.51%	180 30.51%
Michael Bloomberg		37 6.27%	37 6.27%
Cory Booker		0 0.00%	0 0.00%
Pete Buttigieg		25 4.24%	25 4.24%
John Delaney		0 0.00%	0 0.00%
Tulsi Gabbard		7 1.19%	7 1.19%
Amy Klobuchar		18 3.05%	18 3.05%
Deval Patrick		1 0.17%	1 0.17%
Bernie Sanders		251 42.54%	251 42.54%
Tom Steyer		0 0.00%	0 0.00%
Elizabeth Warren		71 12.03%	71 12.03%
Andrew Yang		0 0.00%	0 0.00%
Uncommitted Delegates		0 0.00%	0 0.00%
Cast Votes:		590 100.00%	590 100.00%
Undervotes:		0	0
Overvotes:		0	0
Invalid Votes:		0	0
Unresolved write-in votes:		0	0

**President of the United States - Republican Party**

Choice	Party	Absentee Voting	Total
Donald J. Trump		103 100.00%	103 100.00%
Cast Votes:		103 100.00%	103 100.00%
Undervotes:		0	0
Overvotes:		0	0
Invalid Votes:		0	0
Unresolved write-in votes:		0	0

**Precinct Results Report**  
 2020 Presidential Primary  
 Run Time 9:48 AM  
 Run Date 05/04/2020

**San Juan County**  
 Presidential Primary  
 3/10/2020  
 Page 12

**Official Results**  
 Registered Voters  
 8820 of 13582 = 64.94%  
 Precincts Reporting  
 0 of 19 = 0.00%

23 Orcas Central

711 of 1,065 registered voters = 66.76%

**President of the United States - Democratic Party**

Choice	Party	Absentee Voting		Total	
Michael Bennet		1	0.16%	1	0.16%
Joseph R. Biden		208	32.91%	208	32.91%
Michael Bloomberg		40	6.33%	40	6.33%
Cory Booker		0	0.00%	0	0.00%
Pete Buttigieg		27	4.27%	27	4.27%
John Delaney		1	0.16%	1	0.16%
Tulsi Gabbard		8	1.27%	8	1.27%
Amy Klobuchar		16	2.53%	16	2.53%
Deval Patrick		1	0.16%	1	0.16%
Bernie Sanders		238	37.66%	238	37.66%
Tom Steyer		1	0.16%	1	0.16%
Elizabeth Warren		88	13.92%	88	13.92%
Andrew Yang		1	0.16%	1	0.16%
Uncommitted Delegates		2	0.32%	2	0.32%
Cast Votes:		632	100.00%	632	100.00%
Undervotes:		0		0	
Overvotes:		0		0	
Invalid Votes:		0		0	
Unresolved write-in votes:		2		2	

**President of the United States - Republican Party**

Choice	Party	Absentee Voting		Total	
Donald J. Trump		72	100.00%	72	100.00%
Cast Votes:		72	100.00%	72	100.00%
Undervotes:		0		0	
Overvotes:		0		0	
Invalid Votes:		0		0	
Unresolved write-in votes:		3		3	

**Precinct Results Report**

2020 Presidential Primary

Run Time 9:48 AM

Run Date 05/04/2020

**San Juan County**

Presidential Primary

3/10/2020

Page 13

**Official Results**

Registered Voters  
 8820 of 13582 = 64.94%

Precincts Reporting  
 0 of 19 = 0.00%

24 Eastsound

790 of 1,259 registered voters = 62.75%

**President of the United States - Democratic Party**

Choice	Party	Absentee Voting		Total	
Michael Bennet		0	0.00%	0	0.00%
Joseph R. Biden		213	32.18%	213	32.18%
Michael Bloomberg		33	4.98%	33	4.98%
Cory Booker		0	0.00%	0	0.00%
Pete Buttigieg		34	5.14%	34	5.14%
John Delaney		1	0.15%	1	0.15%
Tulsi Gabbard		3	0.45%	3	0.45%
Amy Klobuchar		13	1.96%	13	1.96%
Deval Patrick		0	0.00%	0	0.00%
Bernie Sanders		292	44.11%	292	44.11%
Tom Steyer		1	0.15%	1	0.15%
Elizabeth Warren		70	10.57%	70	10.57%
Andrew Yang		1	0.15%	1	0.15%
Uncommitted Delegates		1	0.15%	1	0.15%
Cast Votes:		662	100.00%	662	100.00%
Undervotes:		0		0	
Overvotes:		0		0	
Invalid Votes:		0		0	
Unresolved write-in votes:		1		1	

**President of the United States - Republican Party**

Choice	Party	Absentee Voting		Total	
Donald J. Trump		120	100.00%	120	100.00%
Cast Votes:		120	100.00%	120	100.00%
Undervotes:		0		0	
Overvotes:		0		0	
Invalid Votes:		0		0	
Unresolved write-in votes:		6		6	

**Precinct Results Report**  
 2020 Presidential Primary  
 Run Time 9:48 AM  
 Run Date 05/04/2020

**San Juan County**  
 Presidential Primary  
 3/10/2020  
 Page 14

**Official Results**  
 Registered Voters  
 8820 of 13582 = 64.94%  
 Precincts Reporting  
 0 of 19 = 0.00%

25 Orcas East

680 of 944 registered voters = 72.03%

**President of the United States - Democratic Party**

Choice	Party	Absentee Voting		Total	
Michael Bennet		1	0.17%	1	0.17%
Joseph R. Biden		218	37.46%	218	37.46%
Michael Bloomberg		26	4.47%	26	4.47%
Cory Booker		1	0.17%	1	0.17%
Pete Buttigieg		33	5.67%	33	5.67%
John Delaney		0	0.00%	0	0.00%
Tulsi Gabbard		4	0.69%	4	0.69%
Amy Klobuchar		26	4.47%	26	4.47%
Deval Patrick		0	0.00%	0	0.00%
Bernie Sanders		194	33.33%	194	33.33%
Tom Steyer		3	0.52%	3	0.52%
Elizabeth Warren		75	12.89%	75	12.89%
Andrew Yang		0	0.00%	0	0.00%
Uncommitted Delegates		1	0.17%	1	0.17%
Cast Votes:		582	100.00%	582	100.00%
Undervotes:		0		0	
Overvotes:		0		0	
Invalid Votes:		0		0	
Unresolved write-in votes:		0		0	

**President of the United States - Republican Party**

Choice	Party	Absentee Voting		Total	
Donald J. Trump		98	100.00%	98	100.00%
Cast Votes:		98	100.00%	98	100.00%
Undervotes:		0		0	
Overvotes:		0		0	
Invalid Votes:		0		0	
Unresolved write-in votes:		0		0	

**Precinct Results Report**  
 2020 Presidential Primary  
 Run Time 9:48 AM  
 Run Date 05/04/2020

**San Juan County**  
 Presidential Primary  
 3/10/2020  
 Page 15

**Official Results**  
 Registered Voters  
 8820 of 13582 = 64.94%  
 Precincts Reporting  
 0 of 19 = 0.00%

26 Blakely & Outer Is

29 of 60 registered voters = 48.33%

**President of the United States - Democratic Party**

Choice	Party	Absentee Voting	Total
Michael Bennet		0 0.00%	0 0.00%
Joseph R. Biden		7 36.84%	7 36.84%
Michael Bloomberg		0 0.00%	0 0.00%
Cory Booker		0 0.00%	0 0.00%
Pete Buttigieg		3 15.79%	3 15.79%
John Delaney		0 0.00%	0 0.00%
Tulsi Gabbard		0 0.00%	0 0.00%
Amy Klobuchar		3 15.79%	3 15.79%
Deval Patrick		0 0.00%	0 0.00%
Bernie Sanders		1 5.26%	1 5.26%
Tom Steyer		0 0.00%	0 0.00%
Elizabeth Warren		5 26.32%	5 26.32%
Andrew Yang		0 0.00%	0 0.00%
Uncommitted Delegates		0 0.00%	0 0.00%
Cast Votes:		19 100.00%	19 100.00%
Undervotes:		0	0
Overvotes:		0	0
Invalid Votes:		0	0
Unresolved write-in votes:		0	0

**President of the United States - Republican Party**

Choice	Party	Absentee Voting	Total
Donald J. Trump		9 100.00%	9 100.00%
Cast Votes:		9 100.00%	9 100.00%
Undervotes:		0	0
Overvotes:		0	0
Invalid Votes:		0	0
Unresolved write-in votes:		1	1

**Precinct Results Report**  
 2020 Presidential Primary  
 Run Time 9:48 AM  
 Run Date 05/04/2020

**San Juan County**  
 Presidential Primary  
 3/10/2020  
 Page 16

**Official Results**  
 Registered Voters  
 8820 of 13582 = 64.94%  
 Precincts Reporting  
 0 of 19 = 0.00%

**31 Lopez North** 831 of 1,230 registered voters = 67.56%

**President of the United States - Democratic Party**

Choice	Party	Absentee Voting		Total	
Michael Bennet		1	0.14%	1	0.14%
Joseph R. Biden		257	36.45%	257	36.45%
Michael Bloomberg		41	5.82%	41	5.82%
Cory Booker		0	0.00%	0	0.00%
Pete Buttigieg		28	3.97%	28	3.97%
John Delaney		0	0.00%	0	0.00%
Tulsi Gabbard		4	0.57%	4	0.57%
Amy Klobuchar		35	4.96%	35	4.96%
Deval Patrick		0	0.00%	0	0.00%
Bernie Sanders		246	34.89%	246	34.89%
Tom Steyer		1	0.14%	1	0.14%
Elizabeth Warren		87	12.34%	87	12.34%
Andrew Yang		1	0.14%	1	0.14%
Uncommitted Delegates		4	0.57%	4	0.57%
Cast Votes:		705	100.00%	705	100.00%
Undervotes:		0		0	
Overvotes:		0		0	
Invalid Votes:		0		0	
Unresolved write-in votes:		1		1	

**President of the United States - Republican Party**

Choice	Party	Absentee Voting		Total	
Donald J. Trump		114	100.00%	114	100.00%
Cast Votes:		114	100.00%	114	100.00%
Undervotes:		0		0	
Overvotes:		0		0	
Invalid Votes:		0		0	
Unresolved write-in votes:		11		11	

**Precinct Results Report**  
 2020 Presidential Primary  
 Run Time 9:48 AM  
 Run Date 05/04/2020

**San Juan County**  
 Presidential Primary  
 3/10/2020  
 Page 17

**Official Results**  
 Registered Voters  
 8820 of 13582 = 64.94%  
 Precincts Reporting  
 0 of 19 = 0.00%

32 Lopez South

668 of 969 registered voters = 68.94%

**President of the United States - Democratic Party**

Choice	Party	Absentee Voting		Total	
Michael Bennet		0	0.00%	0	0.00%
Joseph R. Biden		204	34.99%	204	34.99%
Michael Bloomberg		29	4.97%	29	4.97%
Cory Booker		0	0.00%	0	0.00%
Pete Buttigieg		25	4.29%	25	4.29%
John Delaney		0	0.00%	0	0.00%
Tulsi Gabbard		5	0.86%	5	0.86%
Amy Klobuchar		5	0.86%	5	0.86%
Deval Patrick		0	0.00%	0	0.00%
Bernie Sanders		244	41.85%	244	41.85%
Tom Steyer		0	0.00%	0	0.00%
Elizabeth Warren		66	11.32%	66	11.32%
Andrew Yang		1	0.17%	1	0.17%
Uncommitted Delegates		4	0.69%	4	0.69%
Cast Votes:		583	100.00%	583	100.00%
Undervotes:		0		0	
Overvotes:		0		0	
Invalid Votes:		0		0	
Unresolved write-in votes:		0		0	

**President of the United States - Republican Party**

Choice	Party	Absentee Voting		Total	
Donald J. Trump		84	100.00%	84	100.00%
Cast Votes:		84	100.00%	84	100.00%
Undervotes:		0		0	
Overvotes:		0		0	
Invalid Votes:		0		0	
Unresolved write-in votes:		0		0	

**Precinct Results Report**

2020 Presidential Primary

Run Time 9:48 AM  
 Run Date 05/04/2020

**San Juan County**

Presidential Primary

3/10/2020  
 Page 18

**Official Results**

Registered Voters  
 8820 of 13582 = 64.94%  
 Precincts Reporting  
 0 of 19 = 0.00%

**33 Decatur and Outer Is**

83 of 123 registered voters = 67.48%

**President of the United States - Democratic Party**

Choice	Party	Absentee Voting		Total	
Michael Bennet		0	0.00%	0	0.00%
Joseph R. Biden		31	54.39%	31	54.39%
Michael Bloomberg		6	10.53%	6	10.53%
Cory Booker		0	0.00%	0	0.00%
Pete Buttigieg		3	5.26%	3	5.26%
John Delaney		0	0.00%	0	0.00%
Tulsi Gabbard		1	1.75%	1	1.75%
Amy Klobuchar		1	1.75%	1	1.75%
Deval Patrick		0	0.00%	0	0.00%
Bernie Sanders		6	10.53%	6	10.53%
Tom Steyer		0	0.00%	0	0.00%
Elizabeth Warren		8	14.04%	8	14.04%
Andrew Yang		1	1.75%	1	1.75%
Uncommitted Delegates		0	0.00%	0	0.00%
Cast Votes:		57	100.00%	57	100.00%
Undervotes:		0		0	
Overvotes:		0		0	
Invalid Votes:		0		0	
Unresolved write-in votes:		0		0	

**President of the United States - Republican Party**

Choice	Party	Absentee Voting		Total	
Donald J. Trump		26	100.00%	26	100.00%
Cast Votes:		26	100.00%	26	100.00%
Undervotes:		0		0	
Overvotes:		0		0	
Invalid Votes:		0		0	
Unresolved write-in votes:		0		0	

**Precinct Results Report**

2020 Presidential Primary

Run Time 9:48 AM  
 Run Date 05/04/2020

**San Juan County**

Presidential Primary

3/10/2020  
 Page 19

**Official Results**

Registered Voters  
 8820 of 13582 = 64.94%

Precincts Reporting  
 0 of 19 = 0.00%

**41 Shaw**

109 of 170 registered voters = 64.12%

**President of the United States - Democratic Party**

Choice	Party	Absentee Voting		Total	
Michael Bennet		0	0.00%	0	0.00%
Joseph R. Biden		33	34.02%	33	34.02%
Michael Bloomberg		8	8.25%	8	8.25%
Cory Booker		0	0.00%	0	0.00%
Pete Buttigieg		5	5.15%	5	5.15%
John Delaney		0	0.00%	0	0.00%
Tulsi Gabbard		0	0.00%	0	0.00%
Amy Klobuchar		2	2.06%	2	2.06%
Deval Patrick		0	0.00%	0	0.00%
Bernie Sanders		31	31.96%	31	31.96%
Tom Steyer		0	0.00%	0	0.00%
Elizabeth Warren		18	18.56%	18	18.56%
Andrew Yang		0	0.00%	0	0.00%
Uncommitted Delegates		0	0.00%	0	0.00%
Cast Votes:		97	100.00%	97	100.00%
Undervotes:		0		0	
Overvotes:		0		0	
Invalid Votes:		0		0	
Unresolved write-in votes:		0		0	

**President of the United States - Republican Party**

Choice	Party	Absentee Voting		Total	
Donald J. Trump		11	100.00%	11	100.00%
Cast Votes:		11	100.00%	11	100.00%
Undervotes:		0		0	
Overvotes:		0		0	
Invalid Votes:		0		0	
Unresolved write-in votes:		1		1	

\*\*\* End of report \*\*\*