



# San Juan County Elections

F. Milene Henley, Auditor  
 Camolyn Armstrong, Elections Supervisor

Mail: PO Box 638, Friday Harbor, WA 98250 • (360) 378-3357 • Fax: (360) 378-8856  
 Location: 55 Second Street, Friday Harbor, WA • elections@sanjuanco.com

## Canvassing Board Review and Certification Meetings August 4, 2020 Primary Election

### August 17, 2020 — Review

#### Attendees:

- Milene Henley – San Juan County Auditor
- Bill Watson – San Juan County Council Member
- Randall Gaylord – San Juan County Prosecuting Attorney
- Camolyn Armstrong – Elections Supervisor
- Amy Cadwell – Elections Specialist

Auditor Milene Henley called the Canvassing Board Review Meeting to order at 8:33 a.m. on Monday, August 17, 2020, at the San Juan County Elections office.

Ms. Armstrong noted that 14,146 ballots were issued with 9,383 currently received.

Canvassing Board members reviewed challenged envelopes and ballots as follows:

Challenged Envelopes	Total to Canvass	Accepted	Rejected
<b>No Signature Received</b>	<b>14</b>		
Cure forms received & processed/Accepted by Canvass Board		0	
Outstanding balance (letters sent to voters, no response)			14
<b>Mismatch Signature</b>	<b>29</b>		
Cure forms received & processed/Accepted by Canvass Board		4	
Outstanding balance (letters sent to voters, no response)			25
<b>Late Return</b>	<b>48</b>	4	44
<b>Challenged Ballots</b>	<b>Total to Canvass</b>	<b>Accepted</b>	<b>Rejected</b>
<b>Total Challenged Ballots</b>	<b>11</b>	<b>8</b>	<b>3</b>
<b>Informational Only</b>			
Wrong Election	4		
Reissue ballots	3		
	<b>Total to Canvass</b>		<b>102</b>

The Canvassing Board reviewed ninety-one challenged envelopes and accepted eight. Four ballots were accepted because a hand cancellation from the post office noted that the ballots were mailed on or before Election Day, August 4. The other four accepted ballots were from the mismatched signature group.

The Canvassing Board reviewed eleven challenged ballots and accepted eight. All challenged ballots were challenged because of voter intent.

The Canvassing Board reviewed seven additional envelopes. Four were returned during the August Primary but were for previous elections. The remaining three ballots were re-issues with a ballot already accepted for each of the three voters.

Ms. Armstrong presented the Post-Election Audit Paperwork to the Canvassing Board for review.

The meeting was adjourned at 9:25 a.m. with notice that the Canvassing Board would reconvene Tuesday, August 18, at 8:30 a.m. at the Elections office to certify the election.

**August 18, 2020 — Certification**

**Attendees:**

- Milene Henley – San Juan County Auditor
- Bill Watson – San Juan County Council Member
- Randall Gaylord – San Juan County Prosecuting Attorney
- Camolyn Armstrong – Elections Supervisor
- Amy Cadwell – Elections Specialist

Auditor Milene Henley called the Canvassing Board Review Meeting to order at 8:33 a.m. on Tuesday, August 18, 2020, at the San Juan County Elections office.

Ms. Armstrong presented the following documents to the Canvassing Board members for review:

- VoteWA Reconciliation Form
- VoteWA Reconciliation Report
- Verity Official Cumulative Report

Canvassing Board members reviewed the reports. Ms. Armstrong explained how the numbers on the reports were obtained and that there is one known difference due to an ACP voted ballot. She also explained that one declaration page had been faxed in without a ballot attached.

Ms. Armstrong commented that twelve people had cured signatures since the Canvassing Board last met and that these voters' ballots had been counted. The final numbers of Canvass Board ballots with their categories are summarized in the table below.

<b>Challenged Envelopes</b>	<b>Total to Canvass</b>	<b>Accepted</b>	<b>Rejected</b>
<b>No Signature Received</b>	<b>14</b>		
Cure forms received & processed/Accepted by Canvass Board		6	
Outstanding balance (letters sent to voters, no response)			8
<b>Mismatch Signature</b>	<b>29</b>		
Cure forms received & processed/Accepted by Canvass Board		10	
Outstanding balance (letters sent to voters, no response)			19
<b>Late Return</b>	<b>48</b>	4	44
<b>Challenged Ballots</b>	<b>Total to Canvass</b>	<b>Accepted</b>	<b>Rejected</b>
<b>Total Challenged Ballots</b>	<b>11</b>	8	3
<b>Total to Canvass</b>	<b>102</b>		

Mr. Gaylord noted that about half of the ballots were returned by mail and half in ballot boxes. The Canvass Board discussed the capacity of the boxes, and Ms. Henley noted that there will be new drive up ballot boxes

with greater capacity installed before the November General Election. Ms. Armstrong relayed that Elections staff will disseminate information to notify the public of the new ballot boxes.

Canvassing Board members signed the Oath of Authenticity and Certification of Canvassing Board to certify the August 4, 2020 Primary Election.

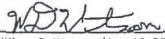
The meeting was adjourned at 8:48 a.m.


Respectfully submitted,

  
Milene Henley (Aug 18, 2020 12:07 PDT)  
Milene Henley, SJC Auditor

Approved:

  
Milene Henley (Aug 18, 2020 12:07 PDT)  
Milene Henley, SJC Auditor

  
William D. Watson (Aug 18, 2020 12:09 PDT)  
Bill Watson, SJC Council Member

  
Randall Gaylord, SJC Prosecuting Attorney

# San Juan County Auditor

## Reconciliation Form

### General information

County name San Juan  
 Election date 8/4/2020

### Registered voters eligible to participate

Active registered voters 13,726  
 Inactive registered voters 851

### Category Reconciliation (detailed accounting of ballots)

	Issued (number of voters issued ballots)	Credited voters in VoteWA (envelopes containing ballots)	Ballots Accepted (Counted / Tabulated)	Ballots not counted		Discrepancy (If zero, category balances)
				Ballots forwarded to other counties	Ballots Rejected	
UOCAVA	197	24	24	N/A	0	0
Federal write-in	N/A	0	0	N/A	0	0
Provisional	0	0	0	0	0	0
DREs	0	0	0	N/A	0	0
All voters not reported in above categories	14,099	9,465	9,394	0	71	0
<b>Total for all voter categories</b>	<b>14,296</b>	<b>9,489</b>	<b>9,418</b>	<b>0</b>	<b>71</b>	<b>0</b>

### Summary

#### Reconciliation

##### Overall Ballot Reconciliation

Ballots Received	9,489
Ballots Accepted	9,418
Ballots Not Counted	71
<b>Discrepancy</b>	<b>0</b>

#### Voters credited to ballots counted

Credited voters in VoteWA	9,418
Credited envelopes without ballots	(1)
Voters not credited in VoteWA (examples: FWAB or ACP)	1
<b>Total valid ballots</b>	<b>9,418</b>
<b>Discrepancy</b>	<b>0</b>

#### Additional Information

##### Replacement Ballots

Requested	372
Issued	372
Returned	175
Counted	175
Rejected	0

##### Return method

Email	52
Fax	1
Deposited at staffed, unstaffed deposit sites and voting centers	5,303
Non-UOCAVA returned by Fax or Email	53

##### Generation method

VoteWA	251
Other online programs	0
PDF originating from county	0
Non-UOCAVA ballots issued electronically	251

##### AVU

Estimated number of paper ballots printed by AVU	1
--------------------------------------------------	---

#### Category discrepancy explanation

#### VoteWA discrepancy explanation

Report prepared by: Camolyn Armstrong

Date: August 17, 2020

Contact number: 360-370-7563

# Reconciliation Form

## Data entry

General information	
County name	San Juan
Election date	8/4/2020

Registered voters eligible to participate	
Number of ACTIVE registered voters	13,726
Number of INACTIVE registered voters	851
Total registered voters eligible to participate	14,577

VoteWA	
How many voters were credited in VoteWA?	9,418
How many envelopes without ballots were credited, including ballots of other elections?	1
How many valid voters were NOT credited in VoteWA (ACP, FWAB)?	1
Adjusted number of valid voters	9,416

Ballots issued	
What was the total number of ballots issued?	14,296
Of the total number above, how many UOCAVA ballots were issued?	197
Of the total number above, how many provisional ballots were issued?	-
Of the total number above, how many DRE ballots were issued?	-

Voted ballots received	
How many voted ballots (in total) did you receive?	9,489
Of the number above, how many UOCAVA ballots did you receive?	24
Of the number above, how many Federal write-in ballots did you receive?	-
Of the number above, how many provisional ballots did you receive?	-
Of the number above, how DRE ballots were cast?	-

Ballots Accepted	
How many ballots (in total) were counted/tabulated?	9,418
Of the number above, how many UOCAVA ballots were counted/tabulated?	24

Of the number above, how many Federal Write-in ballots were counted/tabulated?	-
Of the number above, how many provisional ballots were counted/tabulated?	-
Of the number above, how many DRE ballots were counted/tabulated?	-

### Ballots NOT Counted/Tabulated

Forwarded ballots	
Total ballots forwarded to other counties?	-
Of the total number above, how many of the forwarded ballots were provisional ballots?	-
Of the total number above, how many of the forwarded ballots were late transfer?	-
Rejected ballots	
Total ballots rejected	71
Of the total above, how many were rejected because of a missing signature?	8
Of the total above, how many were rejected because of the signature didn't match?	19
Of the total above, how many were rejected because of the ballot was Postmarked too late?	44
Of the total above, how many were rejected because they were returned electronically and no	-
Of the total above, how many were rejected other reasons?	-
Total UOCAVA ballots rejected	-
Of the total above, how many were rejected because of a missing signature?	-
Of the total above, how many were rejected because of the signature didn't match?	-
Of the total above, how many were rejected because of the ballot was Postmarked too late?	-
Of the total above, how many were rejected other reasons?	-
Total Federal Write-in Absentee ballots rejected	-
Of the total above, how many were rejected because of a missing signature?	-
Of the total above, how many were rejected because of the signature didn't match?	-
Of the total above, how many were rejected because of the ballot was Postmarked too late?	-
Of the total above, how many were rejected other reasons?	-
Total provisional ballots rejected	-
Of the total above, how many were rejected because of a missing signature?	-
Of the total above, how many were rejected because of the signature didn't match?	-
Of the total above, how many were rejected because of the ballot was Postmarked too late?	-
Of the total above, how many were rejected other reasons?	-
Total DRE ballots rejected	-

### Additional Information

Replacement Ballots	
How many replacement ballots were requested?	372
How many replacement ballots were issued?	372

How many replacement ballots were received?	175
How many replacement ballots were counted?	175
How many replacement ballots were rejected?	-
<b>Ballot generation method</b>	
How many ballots were generated through VoteWA?	251
How many ballots were generated through other online programs?	-
How many ballots were generated through a PDF originating from the county?	-
How many non-UOCAVA ballots were issued by email, fax, or online program?	251
<b>Ballots returned</b>	
In total, how many ballots were returned by E-mail?	52
In total, how many ballots were returned by fax?	1
How many non-UOCAVA ballots were returned by E-Mail or fax?	53
How many ballots were deposited at staffed or unstaffed deposit sites and voting centers?	5,303
<b>AVU</b>	
Please provide an estimate of the number of paper ballots printed by AVU	1

Signature

Report prepared by	Date
Camolyn Armstrong	08/17/20

**Contact number**

360-370-7563
--------------

**Completing this form fulfils the requirements in RCW 29A.60.235 and 2011 c 10 s 62**

**Oath of Authenticity**

STATE OF WASHINGTON )  
 ) ss.  
COUNTY OF SAN JUAN )

I solemnly swear that the unofficial returns and supporting documentation of the, Primary Election held on August 4, 2020, in San Juan County, State of Washington, are true and correct.

  
F. Milene Henley, County Auditor

Subscribed and sworn before me this 18 day of Aug, 2020



  
Bill Watson, County Legislative Authority (witness)

  
Randall Gaylord, County Prosecuting Attorney (witness)

**Certification of the Canvassing Board**

STATE OF WASHINGTON )  
 ) ss.  
COUNTY OF SAN JUAN )


The undersigned officers designated by law as constituting the Canvassing Board for the County of San Juan, State of Washington, hereby certify that this is a full, true and correct copy of the Abstract of Votes including the cumulative results, precinct results, and reconciliation report of votes cast at the Primary Election held on August 4, 2020, in San Juan County, State of Washington, and that the following are the true and reconciled numbers of voters and votes counted.

Witness our hands and official seal this 18 day of August, 2020.



  
F. Milene Henley, County Auditor

  
Bill Watson, County Legislative Authority (witness)

  
Randall Gaylord, County Prosecuting Attorney (witness)

San Juan County  
 Primary Election - August 4, 2020  
 Canvassing Board Meeting - Certification  
 Tuesday, August 18, 2020

**Members Present:**


F. Milene Henley, SJC Auditor  
 Bill Watson, SJC Councilmember  
 Randall Gaylord, SJC Prosecuting Attorney

Ballots issued: 14,146  
 Registered Voters: 13,786  
 Ballots received : 9,419  
 1- No ballot  
 1- ACP

Challenged Envelopes	Total to Canvas	Accepted	Rejected
<b>No Signature received</b>	14		
Cure forms received and processed	6		
Outstanding balance (letters sent to voters, no response)	8	6	8
<b>Mismatch Signature</b>	29		
Cure forms received and processed	10		
Outstanding balance (letters sent to voters, no response)	19	10	19
<b>Late Return</b>	48	4	44

Challenged Ballots	Total to Canvas	Accepted	Rejected
<b>Total Challenged Ballots</b>	11	8	3
			single race

**Total to Canvas 102**

San Juan County Auditor Signature: 

San Juan County  
 Primary Election - August 4, 2020  
 Canvassing Board Meeting - canvassing vote-by-mail and challenged ballots  
 Monday, August 17, 2020

**Canvass Board Members Present:**

F. Milene Henley, SJC Auditor	Ballots issued:	14,146	
Bill Watson, SJC Councilmember	Registered Voters:	13,786	
Randall Gaylord, SJC Prosecuting Attorney	Ballots received:	9,383	68%

Challenged Envelopes	Total to Canvass	Accepted	Rejected
<b>No Signature received</b>	14		
Cure forms received and processed	0		
Outstanding balance (letters sent to voters, no response)	0	0	14
<b>Mismatch Signature</b>	29		
Cure forms received and processed	0		
Outstanding balance (letters sent to voters, no response)	0	4	25
<b>Late Return</b>	48	4	44

*Ballot box 12*

Challenged Ballots	Total to Canvass	Accepted	Rejected
<b>Total Challenged Ballots</b>	11	8	3

**Informational Only**

Wrong election                    4  
 Re-issue ballots                    3

**Total to Canvass                    102**

San Juan County Auditor Signature: *F. Milene Henley*      8/17/20

San Juan County Canvass Board Review of  
Late Ballots

San Juan County Canvass Board  
August 4, 2020 Primary Election

On August 17, 2020, the Canvass Board reviewed 48  
envelopes with late postmarks.

4 envelopes were accepted as timely and  
44 envelopes were rejected as late by the Canvass Board.

  
\_\_\_\_\_  
F. Milene Henley, County Auditor

August 17, 2020

  
\_\_\_\_\_  
Bill Watson, County Councilmember (witness)

August 17, 2020

  
\_\_\_\_\_  
Randall Gaylord, County Prosecuting Attorney (witness)

August 17, 2020

# Manual Count of Random Groups - Post Election Audit

Date of Election: August 4, 2020 Primary

Office or issue to be counted: Congressional District 2 - US Representative

Response	Batch					Manual Totals	Machine Totals
	167	172	169	171	173		
Timothy Hazelo	6	7	9	3	4	7	36
Tim Uy	1	1	3	1	2	3	11
Kari Ilonummi	0	0	0	0	0	2	2
Rick Larsen	27	20	24	25	17	27	140
James Dean Golder	0	0	1	0	1	1	3
Carrie Kennedy	2	2	0	0	1	1	6
Cody Hart	4	0	1	0	0	0	5
Jason Call	6	4	7	18	4	6	46
Overvotes	1	0	1	0	0	0	2
Write-in votes	0	0	0	0	0	0	0

Manual Audit matched machine count:  Yes;  No

If answer is NO, explain the reason(s): \_\_\_\_\_

Audit results certified by:



Elections Supervisor Camolyn Armstrong

Date Aug 5, 2020

**Cumulative Results Report**

2020 Primary

Run Time 8:01 PM  
Run Date 08/04/2020

**San Juan County**

Primary

8/4/2020

Page 1

**Unofficial Results**

Registered Voters  
4270 of 13727 = 31.11%

Precincts Reporting  
0 of 19 = 0.00%

**U.S. Representative - 2-year term - vote for one**

Precincts			Voters		
Counted	Total	Percent	Ballots	Registered	Percent
0	19	0.00%	4,270	13,727	31.11%

*Post Election Audit - Before  
(258 ballots) Totals*

Choice	Party	Absentee Voting		Early Voting		Total	
Timothy S. Hazelo		387	9.35%	0	0.00%	387	9.35%
Tim Uy		237	5.72%	0	0.00%	237	5.72%
Kari Ilonummi		36	0.87%	0	0.00%	36	0.87%
Rick Larsen		2,553	61.67%	0	0.00%	2,553	61.67%
James Dean Golder		30	0.72%	0	0.00%	30	0.72%
Carrie R. Kennedy		97	2.34%	0	0.00%	97	2.34%
Cody Hart		105	2.54%	0	0.00%	105	2.54%
Jason Call		695	16.79%	0	0.00%	695	16.79%
Cast Votes:		4,140	100.00%	0	0.00%	4,140	100.00%
Undervotes:		119		0		119	
Overvotes:		10		0		10	
Unresolved write-in votes:		1		0		1	

**Governor - 4-year term - vote for one**

Precincts			Voters		
Counted	Total	Percent	Ballots	Registered	Percent
0	19	0.00%	4,270	13,727	31.11%

Choice	Party	Absentee Voting		Early Voting		Total	
Alex Tsimerman		1	0.02%	0	0.00%	1	0.02%
Phil Fortunato		75	1.79%	0	0.00%	75	1.79%
Ryan Ryals		1	0.02%	0	0.00%	1	0.02%
Leon Aaron Lawson		66	1.57%	0	0.00%	66	1.57%
Henry Clay Dennison		9	0.21%	0	0.00%	9	0.21%
Tim Eyman		127	3.03%	0	0.00%	127	3.03%
Liz Hallock		47	1.12%	0	0.00%	47	1.12%
Goodspaceguy		6	0.14%	0	0.00%	6	0.14%
Omari Tahir Garrett		12	0.29%	0	0.00%	12	0.29%
Don L. Rivers		21	0.50%	0	0.00%	21	0.50%
Martin L. 'Iceman' Wheeler		3	0.07%	0	0.00%	3	0.07%
Raul Garcia		77	1.83%	0	0.00%	77	1.83%
Tylor Grow		0	0.00%	0	0.00%	0	0.00%
Winston Wilkes		0	0.00%	0	0.00%	0	0.00%
Brian R. Weed		2	0.05%	0	0.00%	2	0.05%
Thor Amundson		7	0.17%	0	0.00%	7	0.17%

**Cumulative Results Report**

2020 Primary

Run Time 11:24 AM  
Run Date 08/05/2020

**San Juan County**

Primary

8/4/2020

Page 1

**Unofficial Results**

Registered Voters  
4528 of 13727 = 32.99%

Precincts Reporting  
0 of 19 = 0.00%

**U.S. Representative - 2-year term - vote for one**

Precincts			Voters		
Counted	Total	Percent	Ballots	Registered	Percent
0	19	0.00%	4,528	13,727	32.99%

*Post Election Audit - After  
Le Matches Processed.*

Choice	Party	Absentee Voting		Early Voting		Total	
Timothy S. Hazelo		423	9.64%	0	0.00%	423	9.64%
Tim Uy		248	5.65%	0	0.00%	248	5.65%
Kari Ilonummi		38	0.87%	0	0.00%	38	0.87%
Rick Larsen		2,693	61.37%	0	0.00%	2,693	61.37%
James Dean Golder		33	0.75%	0	0.00%	33	0.75%
Carrie R. Kennedy		103	2.35%	0	0.00%	103	2.35%
Cody Hart		110	2.51%	0	0.00%	110	2.51%
Jason Call		740	16.86%	0	0.00%	740	16.86%
Cast Votes:		4,388	100.00%	0	0.00%	4,388	100.00%
Undervotes:		127		0		127	
Overvotes:		12		0		12	
Unresolved write-in votes:		1		0		1	

**Governor - 4-year term - vote for one**

Precincts			Voters		
Counted	Total	Percent	Ballots	Registered	Percent
0	19	0.00%	4,528	13,727	32.99%


Choice	Party	Absentee Voting		Early Voting		Total	
Alex Tsimerman		1	0.02%	0	0.00%	1	0.02%
Phil Fortunato		77	1.73%	0	0.00%	77	1.73%
Ryan Ryals		1	0.02%	0	0.00%	1	0.02%
Leon Aaron Lawson		67	1.51%	0	0.00%	67	1.51%
Henry Clay Dennison		9	0.20%	0	0.00%	9	0.20%
Tim Eyman		143	3.21%	0	0.00%	143	3.21%
Liz Hallock		52	1.17%	0	0.00%	52	1.17%
Goodspaceguy		6	0.13%	0	0.00%	6	0.13%
Omar Tahir Garrett		12	0.27%	0	0.00%	12	0.27%
Don L. Rivers		23	0.52%	0	0.00%	23	0.52%
Martin L. 'Iceman' Wheeler		3	0.07%	0	0.00%	3	0.07%
Raul Garcia		87	1.96%	0	0.00%	87	1.96%
Tylor Grow		0	0.00%	0	0.00%	0	0.00%
Winston Wilkes		0	0.00%	0	0.00%	0	0.00%
Brian R. Weed		2	0.04%	0	0.00%	2	0.04%
Thor Amundson		7	0.16%	0	0.00%	7	0.16%

# Manual Count of Random Groups - Post Election Audit

Date of Election: August 4, 2020 Primary

Office or issue to be counted: Congressional District 2 - US Representative

Batch: 167


Response	Count 1	Count 2		Manual Totals
Timothy Hazelo	6	6		6
Tim Uy	1	1		1
Kari Ilonummi	—	0		0
Rick Larsen	27	27		27
James Dean Golder	—	0		0
Carrie Kennedy	2	2		2
Cody Hart	4	4		4
Jason Call	6	6		6
Overvotes	1	1		1
Write-in votes	—	0		0

Manual Audit matched machine count:  Yes;  No

If answer is NO, explain the reason(s): \_\_\_\_\_

Audit results certified by:


Count Team 1:

Sign 1. 

Sign 2. 

Count Team 2:

Sign 1. 

Sign 2. 

# Manual Count of Random Groups - Post Election Audit

Date of Election: August 4, 2020 Primary

Office or issue to be counted: Congressional District 2 - US Representative

Batch: 172

Response	Count 1	Count 2		Manual Totals
Timothy Hazelo	7	7	[Hatched Area]	7
Tim Uy	1	1		1
Kari Ilonummi	—	0		0
Rick Larsen	20	20		20
James Dean Golder	—	0		0
Carrie Kennedy	2	2		2
Cody Hart	—	0		0
Jason Call	4	4		4
Overvotes	—	0		0
Write-in votes	—	0		0

Manual Audit matched machine count:  Yes;  No

If answer is NO, explain the reason(s): \_\_\_\_\_

**Audit results certified by:**

**Count Team 1:**

Sign 1. R. Atho

Sign 2. [Signature]

**Count Team 2:**

Sign 1. S. Buganski


Sign 2. Buganski

# Manual Count of Random Groups - Post Election Audit

Date of Election: August 4, 2020 Primary

Office or issue to be counted: Congressional District 2 - US Representative

Batch: 169

Response	Count 1	Count 2		Manual Totals
Timothy Hazelo	9	9		9
Tim Uy	3	3		3
Kari Ilonummi	0	—		0
Rick Larsen	24	24		24
James Dean Golder	1	1		1
Carrie Kennedy	0	—		0
Cody Hart	1	1		1
Jason Call	7	7		7
Overvotes	1	1		1
Write-in votes	0	0		0

Manual Audit matched machine count:  Yes;  No

If answer is NO, explain the reason(s): \_\_\_\_\_

**Audit results certified by:**

**Count Team 1:**

Sign 1. *J Buganski*

Sign 2. *J Buganski*

**Count Team 2:**

Sign 1. *R. Atkinson*

Sign 2. *AS*

# Manual Count of Random Groups - Post Election Audit

Date of Election: August 4, 2020 Primary

Office or issue to be counted: Congressional District 2 - US Representative

Batch: 171

Response	Count 1	Count 2		Manual Totals
Timothy Hazelo	3	3	[Hatched Area]	3
Tim Uy	1	1		1
Kari Ilonummi	—	0		0
Rick Larsen	25	25		25
James Dean Golder	—	0		0
Carrie Kennedy	—	0		0
Cody Hart	—	0		0
Jason Call	18	18		18
Overvotes	—	0		0
Write-in votes	—	0		0

Manual Audit matched machine count:  Yes;  No

If answer is NO, explain the reason(s): \_\_\_\_\_

Audit results certified by:

Count Team 1:

Sign 1. R. A. He

Sign 2. [Signature]

Count Team 2:

Sign 1. S. Buganski


Sign 2. [Signature]

# Manual Count of Random Groups - Post Election Audit

Date of Election: August 4, 2020 Primary

Office or issue to be counted: Congressional District 2 - US Representative

Batch: 173

Response	Count 1	Count 2		Manual Totals
Timothy Hazelo	4	4		4
Tim Uy	2	2		2
Kari Ilonummi	0	0		0
Rick Larsen	17	17		17
James Dean Golder	1	1		1
Carrie Kennedy	1	1		1
Cody Hart	0	0		0
Jason Call	4	4		4
Overvotes	0	0		0
Write-in votes	0	0		0

Manual Audit matched machine count:  Yes;  No

If answer is NO, explain the reason(s): \_\_\_\_\_

Audit results certified by:

Count Team 1:

Sign 1. *J. Buganski*

Sign 2. *J. Buganski*

Count Team 2:

Sign 1. *R. Atkins*

Sign 2. *[Signature]*

#170

### Manual Count of Random Groups - Post Election Audit

Date of Election: August 4, 2020 Primary

Office or issue to be counted: Congressional District 2 - US Representative

Batch: 170

Response	Count 1	Count 2		Manual Totals
Timothy Hazelo	7	7		7
Tim Uy	3	3		3
Kari Ilonummi	2	2		2
Rick Larsen	27	27		27
James Dean Golder	1	1		1
Carrie Kennedy	1	1		1
Cody Hart	0	0		0
Jason Call	6	6		6
Overvotes	0	0		0
Write-in votes	0	0		0

Manual Audit matched machine count:  Yes;  No

If answer is NO, explain the reason(s): \_\_\_\_\_

Audit results certified by:

Count Team 1:

Sign 1. *J. Buganski*

Sign 2. *Obuganski*

Count Team 2:

Sign 1. *Robt Hill*

Sign 2. *AS*

**Cumulative Results Report**

2020 Primary

Run Time 5:26 PM  
Run Date 08/17/2020

**San Juan County**

Primary

8/4/2020

Page 1

**Official Results**

Registered Voters  
9418 of 13727 = 68.61%

Precincts Reporting  
0 of 19 = 0.00%

**U.S. Representative - 2-year term - vote for one**

Precincts			Voters		
Counted	Total	Percent	Ballots	Registered	Percent
0	19	0.00%	9,418	13,727	68.61%

Choice	Party	Absentee Voting		Early Voting		Total	
Timothy S. Hazelo		927	10.22%	0	0.00%	927	10.22%
Tim Uy		511	5.63%	0	0.00%	511	5.63%
Kari Ilonummi		65	0.72%	0	0.00%	65	0.72%
Rick Larsen		5,279	58.18%	0	0.00%	5,279	58.18%
James Dean Golder		60	0.66%	0	0.00%	60	0.66%
Carrie R. Kennedy		209	2.30%	0	0.00%	209	2.30%
Cody Hart		243	2.68%	0	0.00%	243	2.68%
Jason Call		1,780	19.62%	0	0.00%	1,780	19.62%
Cast Votes:		9,074	100.00%	0	0.00%	9,074	100.00%
Undervotes:		319		0		319	
Overvotes:		17		0		17	
Unresolved write-in votes:		8		0		8	

**Governor - 4-year term - vote for one**

Precincts			Voters		
Counted	Total	Percent	Ballots	Registered	Percent
0	19	0.00%	9,418	13,727	68.61%

Choice	Party	Absentee Voting		Early Voting		Total	
Alex Tsimerman		2	0.02%	0	0.00%	2	0.02%
Phil Fortunato		155	1.68%	0	0.00%	155	1.68%
Ryan Ryals		9	0.10%	0	0.00%	9	0.10%
Leon Aaron Lawson		107	1.16%	0	0.00%	107	1.16%
Henry Clay Dennison		21	0.23%	0	0.00%	21	0.23%
Tim Eyman		284	3.07%	0	0.00%	284	3.07%
Liz Hallock		119	1.29%	0	0.00%	119	1.29%
Goodspaceguy		13	0.14%	0	0.00%	13	0.14%
Omarí Tahir Garrett		33	0.36%	0	0.00%	33	0.36%
Don L. Rivers		53	0.57%	0	0.00%	53	0.57%
Martin L. 'Iceman' Wheeler		5	0.05%	0	0.00%	5	0.05%
Raul Garcia		185	2.00%	0	0.00%	185	2.00%
Tylor Grow		2	0.02%	0	0.00%	2	0.02%
Winston Wilkes		1	0.01%	0	0.00%	1	0.01%
Brian R. Weed		13	0.14%	0	0.00%	13	0.14%
Thor Amundson		16	0.17%	0	0.00%	16	0.17%

**Cumulative Results Report**

2020 Primary

Run Time 5:26 PM  
Run Date 08/17/2020

**San Juan County**

Primary

8/4/2020

Page 2

**Official Results**

Registered Voters  
9418 of 13727 = 68.61%

Precincts Reporting  
0 of 19 = 0.00%

**Governor - 4-year term - vote for one**

Precincts			Voters		
Counted	Total	Percent	Ballots	Registered	Percent
0	19	0.00%	9,418	13,727	68.61%

Choice	Party	Absentee Voting		Early Voting		Total	
Gene Hart		20	0.22%	0	0.00%	20	0.22%
William (Bill) Miller		7	0.08%	0	0.00%	7	0.08%
Matthew Murray		10	0.11%	0	0.00%	10	0.11%
Dylan B. Nails		0	0.00%	0	0.00%	0	0.00%
Cameron M. Vessey		1	0.01%	0	0.00%	1	0.01%
David W. Blomstrom		1	0.01%	0	0.00%	1	0.01%
Anton Sakharov		31	0.34%	0	0.00%	31	0.34%
Craig Campbell		3	0.03%	0	0.00%	3	0.03%
Nate Herzog		22	0.24%	0	0.00%	22	0.24%
Cregan M. Newhouse		2	0.02%	0	0.00%	2	0.02%
Ian Gonzales		7	0.08%	0	0.00%	7	0.08%
Cairo D'Almeida		25	0.27%	0	0.00%	25	0.27%
Elaina J. Gonzalez		23	0.25%	0	0.00%	23	0.25%
Jay Inslee		6,630	71.75%	0	0.00%	6,630	71.75%
Joshua Freed		487	5.27%	0	0.00%	487	5.27%
David Voltz		5	0.05%	0	0.00%	5	0.05%
Joshua Wolf		11	0.12%	0	0.00%	11	0.12%
Loren Culp		921	9.97%	0	0.00%	921	9.97%
Richard L. Carpenter		12	0.13%	0	0.00%	12	0.13%
Bill Hirt		5	0.05%	0	0.00%	5	0.05%
Cast Votes:		9,241	100.00%	0	0.00%	9,241	100.00%
Undervotes:		164		0		164	
Overvotes:		8		0		8	
Unresolved write-in votes:		5		0		5	

**Cumulative Results Report**

2020 Primary

Run Time 5:26 PM  
Run Date 08/17/2020

**San Juan County**

Primary

8/4/2020

Page 3

**Official Results**

Registered Voters  
9418 of 13727 = 68.61%

Precincts Reporting  
0 of 19 = 0.00%

**Lt. Governor - 4 -year term - vote for one**

Precincts			Voters		
Counted	Total	Percent	Ballots	Registered	Percent
0	19	0.00%	9,418	13,727	68.61%

Choice	Party	Absentee Voting		Early Voting		Total	
Joseph Brumbles		244	2.87%	0	0.00%	244	2.87%
Jared Frerichs		102	1.20%	0	0.00%	102	1.20%
Ann Davison Sattler		441	5.19%	0	0.00%	441	5.19%
James R. Rafferty		249	2.93%	0	0.00%	249	2.93%
Marko Lias		2,336	27.47%	0	0.00%	2,336	27.47%
Matt Seymour		109	1.28%	0	0.00%	109	1.28%
Michelle Jasmer		1,080	12.70%	0	0.00%	1,080	12.70%
Bill Penor		73	0.86%	0	0.00%	73	0.86%
Richard (Dick) Muri		250	2.94%	0	0.00%	250	2.94%
Denny Heck		2,618	30.78%	0	0.00%	2,618	30.78%
Marty McClendon		1,003	11.79%	0	0.00%	1,003	11.79%
Cast Votes:		8,505	100.00%	0	0.00%	8,505	100.00%
Undervotes:		897		0		897	
Overvotes:		6		0		6	
Unresolved write-in votes:		10		0		10	

**Secretary of State - 4-year term - vote for one**

Precincts			Voters		
Counted	Total	Percent	Ballots	Registered	Percent
0	19	0.00%	9,418	13,727	68.61%

Choice	Party	Absentee Voting		Early Voting		Total	
Ed Minger		241	2.71%	0	0.00%	241	2.71%
Gentry Lange		264	2.97%	0	0.00%	264	2.97%
Kim Wyman		2,872	32.26%	0	0.00%	2,872	32.26%
Gael Tarleton		5,525	62.06%	0	0.00%	5,525	62.06%
Cast Votes:		8,902	100.00%	0	0.00%	8,902	100.00%
Undervotes:		510		0		510	
Overvotes:		0		0		0	
Unresolved write-in votes:		6		0		6	

**Cumulative Results Report**

2020 Primary

Run Time 5:26 PM  
Run Date 08/17/2020

**San Juan County**

Primary

8/4/2020

Page 4

**Official Results**

Registered Voters  
9418 of 13727 = 68.61%

Precincts Reporting  
0 of 19 = 0.00%

**State Treasurer - 4-year term - vote for one**

Precincts			Voters		
Counted	Total	Percent	Ballots	Registered	Percent
0	19	0.00%	9,418	13,727	68.61%

Choice	Party	Absentee Voting		Early Voting		Total	
Duane A. Davidson		2,381	27.15%	0	0.00%	2,381	27.15%
Mike Pellicciotti		6,390	72.85%	0	0.00%	6,390	72.85%
Cast Votes:		8,771	100.00%	0	0.00%	8,771	100.00%
Undervotes:		641		0		641	
Overvotes:		0		0		0	
Unresolved write-in votes:		6		0		6	

**State Auditor - 4-year term - vote for one**

Precincts			Voters		
Counted	Total	Percent	Ballots	Registered	Percent
0	19	0.00%	9,418	13,727	68.61%

Choice	Party	Absentee Voting		Early Voting		Total	
Joshua Casey		1,006	11.98%	0	0.00%	1,006	11.98%
Chris Leyba		2,066	24.60%	0	0.00%	2,066	24.60%
Pat (Patrice) McCarthy		5,325	63.42%	0	0.00%	5,325	63.42%
Cast Votes:		8,397	100.00%	0	0.00%	8,397	100.00%
Undervotes:		1,013		0		1,013	
Overvotes:		1		0		1	
Unresolved write-in votes:		7		0		7	

**Cumulative Results Report**

2020 Primary

Run Time 5:26 PM  
Run Date 08/17/2020

**San Juan County**

Primary

8/4/2020

Page 5

**Official Results**

Registered Voters  
9418 of 13727 = 68.61%

Precincts Reporting  
0 of 19 = 0.00%

**Attorney General - 4-year term - vote for one**

Precincts			Voters		
Counted	Total	Percent	Ballots	Registered	Percent
0	19	0.00%	9,418	13,727	68.61%

Choice	Party	Absentee Voting		Early Voting		Total	
Matt Larkin		1,508	16.84%	0	0.00%	1,508	16.84%
Mike Vaska		299	3.34%	0	0.00%	299	3.34%
Brett Rogers		413	4.61%	0	0.00%	413	4.61%
Bob Ferguson		6,733	75.20%	0	0.00%	6,733	75.20%
Cast Votes:		8,953	100.00%	0	0.00%	8,953	100.00%
Undervotes:		456		0		456	
Overvotes:		1		0		1	
Unresolved write-in votes:		8		0		8	

**Commissioner of Public Lands - 4-year term - vote for one**

Precincts			Voters		
Counted	Total	Percent	Ballots	Registered	Percent
0	19	0.00%	9,418	13,727	68.61%

Choice	Party	Absentee Voting		Early Voting		Total	
Cameron Whitney		312	3.65%	0	0.00%	312	3.65%
Steve Sharon		298	3.48%	0	0.00%	298	3.48%
Hilary Franz		5,945	69.49%	0	0.00%	5,945	69.49%
Kelsey Reyes		218	2.55%	0	0.00%	218	2.55%
Maryam Abasbarzy		32	0.37%	0	0.00%	32	0.37%
Sue Kuehl Pederson		1,302	15.22%	0	0.00%	1,302	15.22%
Frank Wallbrown		448	5.24%	0	0.00%	448	5.24%
Cast Votes:		8,555	100.00%	0	0.00%	8,555	100.00%
Undervotes:		855		0		855	
Overvotes:		2		0		2	
Unresolved write-in votes:		6		0		6	

**Cumulative Results Report**

2020 Primary

Run Time 5:26 PM  
Run Date 08/17/2020

**San Juan County**

Primary

8/4/2020

Page 6

**Official Results**

Registered Voters  
9418 of 13727 = 68.61%

Precincts Reporting  
0 of 19 = 0.00%

**Superintendent of Public Instruction - 4-year term - vote for one**

Precincts			Voters		
Counted	Total	Percent	Ballots	Registered	Percent
0	19	0.00%	9,418	13,727	68.61%

Choice	Party	Absentee Voting		Early Voting		Total	
Ron Higgins		1,113	14.83%	0	0.00%	1,113	14.83%
Maia Espinoza		1,801	24.00%	0	0.00%	1,801	24.00%
Stan Lippmann		139	1.85%	0	0.00%	139	1.85%
David Spring		175	2.33%	0	0.00%	175	2.33%
Dennis Wick		224	2.98%	0	0.00%	224	2.98%
Chris Reykdal		4,053	54.00%	0	0.00%	4,053	54.00%
Cast Votes:		7,505	100.00%	0	0.00%	7,505	100.00%
Undervotes:		1,879		0		1,879	
Overvotes:		0		0		0	
Unresolved write-in votes:		34		0		34	

**Insurance Commissioner - 4-year term - vote for one**

Precincts			Voters		
Counted	Total	Percent	Ballots	Registered	Percent
0	19	0.00%	9,418	13,727	68.61%

Choice	Party	Absentee Voting		Early Voting		Total	
Anthony Welti		1,045	12.00%	0	0.00%	1,045	12.00%
Chirayu Avinash Patel		1,141	13.10%	0	0.00%	1,141	13.10%
Mike Kreidler		6,522	74.90%	0	0.00%	6,522	74.90%
Cast Votes:		8,708	100.00%	0	0.00%	8,708	100.00%
Undervotes:		703		0		703	
Overvotes:		0		0		0	
Unresolved write-in votes:		7		0		7	

**Cumulative Results Report**

2020 Primary

Run Time 5:26 PM  
Run Date 08/17/2020

**San Juan County**

Primary

8/4/2020

Page 7

**Official Results**

Registered Voters  
9418 of 13727 = 68.61%

Precincts Reporting  
0 of 19 = 0.00%

**State Senator - 4-year term - vote for one**

Precincts			Voters		
Counted	Total	Percent	Ballots	Registered	Percent
0	19	0.00%	9,418	13,727	68.61%

Choice	Party	Absentee Voting		Early Voting		Total	
Charles Carrell		2,081	23.12%	0	0.00%	2,081	23.12%
Elizabeth (Liz) Lovelett		6,920	76.88%	0	0.00%	6,920	76.88%
Cast Votes:		9,001	100.00%	0	0.00%	9,001	100.00%
Undervotes:		409		0		409	
Overvotes:		0		0		0	
Unresolved write-in votes:		8		0		8	

**State Representative Position 1 - 2-year term - vote for one**

Precincts			Voters		
Counted	Total	Percent	Ballots	Registered	Percent
0	19	0.00%	9,418	13,727	68.61%

Choice	Party	Absentee Voting		Early Voting		Total	
Debra Lekanoff		6,835	100.00%	0	0.00%	6,835	100.00%
Cast Votes:		6,835	100.00%	0	0.00%	6,835	100.00%
Undervotes:		2,180		0		2,180	
Overvotes:		0		0		0	
Unresolved write-in votes:		403		0		403	

**State Representative Position 2 - 2-Year Short and Full Term - vote for one**

Precincts			Voters		
Counted	Total	Percent	Ballots	Registered	Percent
0	19	0.00%	9,418	13,727	68.61%

Choice	Party	Absentee Voting		Early Voting		Total	
Alex Ramel		6,672	75.86%	0	0.00%	6,672	75.86%
Russ Dzialo		2,123	24.14%	0	0.00%	2,123	24.14%
Cast Votes:		8,795	100.00%	0	0.00%	8,795	100.00%
Undervotes:		615		0		615	
Overvotes:		0		0		0	
Unresolved write-in votes:		8		0		8	

**Cumulative Results Report**

2020 Primary

Run Time 5:26 PM  
Run Date 08/17/2020

**San Juan County**

Primary

8/4/2020

Page 8

**Official Results**

Registered Voters  
9418 of 13727 = 68.61%

Precincts Reporting  
0 of 19 = 0.00%

**San Juan County Council Residency District Commissioner 1 - 4-year term - vote for one**

Precincts			Voters		
Counted	Total	Percent	Ballots	Registered	Percent
0	19	0.00%	9,418	13,727	68.61%

Choice	Party	Absentee Voting		Early Voting		Total	
Ryan T. Palmateer		2,636	32.16%	0	0.00%	2,636	32.16%
Steve Wehrly		510	6.22%	0	0.00%	510	6.22%
Christine Minney		3,112	37.97%	0	0.00%	3,112	37.97%
Sharon Kivisto		1,444	17.62%	0	0.00%	1,444	17.62%
Daniel Miller		495	6.04%	0	0.00%	495	6.04%
Cast Votes:		8,197	100.00%	0	0.00%	8,197	100.00%
Undervotes:		1,169		0		1,169	
Overvotes:		3		0		3	
Unresolved write-in votes:		49		0		49	

**San Juan County Council Residency District Commissioner 2 - 4-year term - vote for one**

Precincts			Voters		
Counted	Total	Percent	Ballots	Registered	Percent
0	19	0.00%	9,418	13,727	68.61%

Choice	Party	Absentee Voting		Early Voting		Total	
Cindy Wolf		3,730	44.08%	0	0.00%	3,730	44.08%
Rick Hughes		3,507	41.45%	0	0.00%	3,507	41.45%
Michael Durland		1,111	13.13%	0	0.00%	1,111	13.13%
Mindy Kayl (W)		113	1.34%	0	0.00%	113	1.34%
Cast Votes:		8,461	100.00%	0	0.00%	8,461	100.00%
Undervotes:		899		0		899	
Overvotes:		3		0		3	
Unresolved write-in votes:		55		0		55	

**Cumulative Results Report**

2020 Primary

Run Time 5:26 PM  
Run Date 08/17/2020

**San Juan County**

Primary

8/4/2020

Page 9

**Official Results**

Registered Voters  
9418 of 13727 = 68.61%

Precincts Reporting  
0 of 19 = 0.00%

**Proposition No. 1 - Replacement Educational Programs and Operations Levy**

Precincts			Voters		
Counted	Total	Percent	Ballots	Registered	Percent
0	6	0.00%	3,174	4,557	69.65%

Choice	Party	Absentee Voting		Early Voting		Total	
Yes		2,138	71.67%	0	0.00%	2,138	71.67%
No		845	28.33%	0	0.00%	845	28.33%
Cast Votes:		2,983	100.00%	0	0.00%	2,983	100.00%
Undervotes:		191		0		191	
Overvotes:		0		0		0	
Unresolved write-in votes:		0		0		0	

**Proposition No. 1 - Technology Capital Projects Levy**

Precincts			Voters		
Counted	Total	Percent	Ballots	Registered	Percent
0	3	0.00%	1,677	2,341	71.64%

Choice	Party	Absentee Voting		Early Voting		Total	
Yes		1,100	69.89%	0	0.00%	1,100	69.89%
No		474	30.11%	0	0.00%	474	30.11%
Cast Votes:		1,574	100.00%	0	0.00%	1,574	100.00%
Undervotes:		102		0		102	
Overvotes:		1		0		1	
Unresolved write-in votes:		0		0		0	

\*\*\* End of report \*\*\*

**Precinct Results Report**

2020 Primary

Run Time 9:43 AM  
Run Date 08/18/2020

**San Juan County**

Primary

8/4/2020

Page 1

**Official Results**

Registered Voters  
9418 of 13727 = 68.61%

Precincts Reporting  
0 of 19 = 0.00%

**101 Friday Harbor NW**

561 of 972 registered voters = 57.72%

**U.S. Representative - 2-year term - vote for one**

Choice	Party	Absentee Voting		Early Voting		Total	
Timothy S. Hazelo		50	9.31%	0	0.00%	50	9.31%
Tim Uy		34	6.33%	0	0.00%	34	6.33%
Kari Ilonummi		2	0.37%	0	0.00%	2	0.37%
Rick Larsen		310	57.73%	0	0.00%	310	57.73%
James Dean Golder		5	0.93%	0	0.00%	5	0.93%
Carrie R. Kennedy		19	3.54%	0	0.00%	19	3.54%
Cody Hart		22	4.10%	0	0.00%	22	4.10%
Jason Call		95	17.69%	0	0.00%	95	17.69%
Cast Votes:		537	100.00%	0	0.00%	537	100.00%
Undervotes:		23		0		23	
Overvotes:		1		0		1	
Unresolved write-in votes:		0		0		0	

**Governor - 4-year term - vote for one**

Choice	Party	Absentee Voting		Early Voting		Total	
Alex Tsimerman		0	0.00%	0	0.00%	0	0.00%
Phil Fortunato		9	1.65%	0	0.00%	9	1.65%
Ryan Ryals		0	0.00%	0	0.00%	0	0.00%
Leon Aaron Lawson		4	0.73%	0	0.00%	4	0.73%
Henry Clay Dennison		1	0.18%	0	0.00%	1	0.18%
Tim Eyman		15	2.75%	0	0.00%	15	2.75%
Liz Hallock		7	1.28%	0	0.00%	7	1.28%
Goodspaceguy		0	0.00%	0	0.00%	0	0.00%
Omari Tahir Garrett		2	0.37%	0	0.00%	2	0.37%
Don L. Rivers		3	0.55%	0	0.00%	3	0.55%
Martin L. 'Iceman' Wheeler		0	0.00%	0	0.00%	0	0.00%
Raul Garcia		14	2.57%	0	0.00%	14	2.57%
Tylor Grow		1	0.18%	0	0.00%	1	0.18%
Winston Wilkes		0	0.00%	0	0.00%	0	0.00%
Brian R. Weed		2	0.37%	0	0.00%	2	0.37%
Thor Amundson		1	0.18%	0	0.00%	1	0.18%
Gene Hart		1	0.18%	0	0.00%	1	0.18%
William (Bill) Miller		2	0.37%	0	0.00%	2	0.37%
Matthew Murray		1	0.18%	0	0.00%	1	0.18%
Dylan B. Nails		0	0.00%	0	0.00%	0	0.00%

**Precinct Results Report**

2020 Primary

Run Time 9:43 AM  
Run Date 08/18/2020

**San Juan County**

Primary

8/4/2020

Page 2

**Official Results**

Registered Voters  
9418 of 13727 = 68.61%

Precincts Reporting  
0 of 19 = 0.00%

**101 Friday Harbor NW**

561 of 972 registered voters = 57.72%

**Governor - 4-year term - vote for one**

Choice	Party	Absentee Voting		Early Voting		Total	
Cameron M. Vessey		0	0.00%	0	0.00%	0	0.00%
David W. Blomstrom		1	0.18%	0	0.00%	1	0.18%
Anton Sakharov		3	0.55%	0	0.00%	3	0.55%
Craig Campbell		1	0.18%	0	0.00%	1	0.18%
Nate Herzog		1	0.18%	0	0.00%	1	0.18%
Cregan M. Newhouse		1	0.18%	0	0.00%	1	0.18%
Ian Gonzales		0	0.00%	0	0.00%	0	0.00%
Cairo D'Almeida		4	0.73%	0	0.00%	4	0.73%
Elaina J. Gonzalez		2	0.37%	0	0.00%	2	0.37%
Jay Inslee		381	69.91%	0	0.00%	381	69.91%
Joshua Freed		19	3.49%	0	0.00%	19	3.49%
David Voltz		0	0.00%	0	0.00%	0	0.00%
Joshua Wolf		1	0.18%	0	0.00%	1	0.18%
Loren Culp		66	12.11%	0	0.00%	66	12.11%
Richard L. Carpenter		1	0.18%	0	0.00%	1	0.18%
Bill Hirt		1	0.18%	0	0.00%	1	0.18%
Cast Votes:		545	100.00%	0	0.00%	545	100.00%
Undervotes:		15		0		15	
Overvotes:		0		0		0	
Unresolved write-in votes:		1		0		1	

**Precinct Results Report**

2020 Primary

Run Time 9:43 AM  
Run Date 08/18/2020**San Juan County**

Primary

8/4/2020

Page 3

**Official Results**Registered Voters  
9418 of 13727 = 68.61%Precincts Reporting  
0 of 19 = 0.00%**101 Friday Harbor NW**

561 of 972 registered voters = 57.72%

**Lt. Governor - 4 -year term - vote for one**

Choice	Party	Absentee Voting		Early Voting		Total	
Joseph Brumbles		24	4.63%	0	0.00%	24	4.63%
Jared Frerichs		9	1.74%	0	0.00%	9	1.74%
Ann Davison Sattler		18	3.47%	0	0.00%	18	3.47%
James R. Rafferty		23	4.44%	0	0.00%	23	4.44%
Marko Lias		116	22.39%	0	0.00%	116	22.39%
Matt Seymour		11	2.12%	0	0.00%	11	2.12%
Michelle Jasmer		81	15.64%	0	0.00%	81	15.64%
Bill Penor		2	0.39%	0	0.00%	2	0.39%
Richard (Dick) Muri		20	3.86%	0	0.00%	20	3.86%
Denny Heck		152	29.34%	0	0.00%	152	29.34%
Marty McClendon		62	11.97%	0	0.00%	62	11.97%
Cast Votes:		518	100.00%	0	0.00%	518	100.00%
Undervotes:		43		0		43	
Overvotes:		0		0		0	
Unresolved write-in votes:		0		0		0	

**Secretary of State - 4-year term - vote for one**

Choice	Party	Absentee Voting		Early Voting		Total	
Ed Minger		15	2.81%	0	0.00%	15	2.81%
Gentry Lange		16	3.00%	0	0.00%	16	3.00%
Kim Wyman		186	34.83%	0	0.00%	186	34.83%
Gael Tarleton		317	59.36%	0	0.00%	317	59.36%
Cast Votes:		534	100.00%	0	0.00%	534	100.00%
Undervotes:		27		0		27	
Overvotes:		0		0		0	
Unresolved write-in votes:		0		0		0	

**Precinct Results Report**

2020 Primary

Run Time 9:43 AM  
Run Date 08/18/2020**San Juan County**

Primary

8/4/2020

Page 4

**Official Results**Registered Voters  
9418 of 13727 = 68.61%Precincts Reporting  
0 of 19 = 0.00%**101 Friday Harbor NW**

561 of 972 registered voters = 57.72%

**State Treasurer - 4-year term - vote for one**

Choice	Party	Absentee Voting		Early Voting		Total	
Duane A. Davidson		153	28.98%	0	0.00%	153	28.98%
Mike Pellicciotti		375	71.02%	0	0.00%	375	71.02%
Cast Votes:		528	100.00%	0	0.00%	528	100.00%
Undervotes:		33		0		33	
Overvotes:		0		0		0	
Unresolved write-in votes:		0		0		0	

**State Auditor - 4-year term - vote for one**

Choice	Party	Absentee Voting		Early Voting		Total	
Joshua Casey		68	13.33%	0	0.00%	68	13.33%
Chris Leyba		128	25.10%	0	0.00%	128	25.10%
Pat (Patrice) McCarthy		314	61.57%	0	0.00%	314	61.57%
Cast Votes:		510	100.00%	0	0.00%	510	100.00%
Undervotes:		51		0		51	
Overvotes:		0		0		0	
Unresolved write-in votes:		0		0		0	

**Attorney General - 4-year term - vote for one**

Choice	Party	Absentee Voting		Early Voting		Total	
Matt Larkin		82	15.30%	0	0.00%	82	15.30%
Mike Vaska		21	3.92%	0	0.00%	21	3.92%
Brett Rogers		33	6.16%	0	0.00%	33	6.16%
Bob Ferguson		400	74.63%	0	0.00%	400	74.63%
Cast Votes:		536	100.00%	0	0.00%	536	100.00%
Undervotes:		25		0		25	
Overvotes:		0		0		0	
Unresolved write-in votes:		0		0		0	

**Precinct Results Report**

2020 Primary

Run Time 9:43 AM  
Run Date 08/18/2020

**San Juan County**

Primary

8/4/2020

Page 5

**Official Results**

Registered Voters  
9418 of 13727 = 68.61%

Precincts Reporting  
0 of 19 = 0.00%

**101 Friday Harbor NW**

561 of 972 registered voters = 57.72%

**Commissioner of Public Lands - 4-year term - vote for one**

Choice	Party	Absentee Voting		Early Voting		Total	
Cameron Whitney		20	3.85%	0	0.00%	20	3.85%
Steve Sharon		20	3.85%	0	0.00%	20	3.85%
Hilary Franz		338	65.13%	0	0.00%	338	65.13%
Kelsey Reyes		18	3.47%	0	0.00%	18	3.47%
Maryam Abasbarzy		1	0.19%	0	0.00%	1	0.19%
Sue Kuehl Pederson		83	15.99%	0	0.00%	83	15.99%
Frank Wallbrown		39	7.51%	0	0.00%	39	7.51%
Cast Votes:		519	100.00%	0	0.00%	519	100.00%
Undervotes:		41		0		41	
Overvotes:		0		0		0	
Unresolved write-in votes:		1		0		1	

**Superintendent of Public Instruction - 4-year term - vote for one**

Choice	Party	Absentee Voting		Early Voting		Total	
Ron Higgins		77	17.38%	0	0.00%	77	17.38%
Maia Espinoza		125	28.22%	0	0.00%	125	28.22%
Stan Lippmann		5	1.13%	0	0.00%	5	1.13%
David Spring		12	2.71%	0	0.00%	12	2.71%
Dennis Wick		23	5.19%	0	0.00%	23	5.19%
Chris Reykdal		201	45.37%	0	0.00%	201	45.37%
Cast Votes:		443	100.00%	0	0.00%	443	100.00%
Undervotes:		113		0		113	
Overvotes:		0		0		0	
Unresolved write-in votes:		5		0		5	

**Insurance Commissioner - 4-year term - vote for one**

Choice	Party	Absentee Voting		Early Voting		Total	
Anthony Welti		72	13.93%	0	0.00%	72	13.93%
Chirayu Avinash Patel		73	14.12%	0	0.00%	73	14.12%
Mike Kreidler		372	71.95%	0	0.00%	372	71.95%
Cast Votes:		517	100.00%	0	0.00%	517	100.00%
Undervotes:		44		0		44	
Overvotes:		0		0		0	
Unresolved write-in votes:		0		0		0	

**Precinct Results Report**

2020 Primary

Run Time 9:43 AM  
Run Date 08/18/2020**San Juan County**

Primary

8/4/2020

Page 6

**Official Results**Registered Voters  
9418 of 13727 = 68.61%Precincts Reporting  
0 of 19 = 0.00%**101 Friday Harbor NW**

561 of 972 registered voters = 57.72%

**State Senator - 4-year term - vote for one**

Choice	Party	Absentee Voting		Early Voting		Total	
Charles Carrell		129	23.98%	0	0.00%	129	23.98%
Elizabeth (Liz) Lovelett		409	76.02%	0	0.00%	409	76.02%
Cast Votes:		538	100.00%	0	0.00%	538	100.00%
Undervotes:		22		0		22	
Overvotes:		0		0		0	
Unresolved write-in votes:		1		0		1	

**State Representative Position 1 - 2-year term - vote for one**

Choice	Party	Absentee Voting		Early Voting		Total	
Debra Lekanoff		411	100.00%	0	0.00%	411	100.00%
Cast Votes:		411	100.00%	0	0.00%	411	100.00%
Undervotes:		127		0		127	
Overvotes:		0		0		0	
Unresolved write-in votes:		23		0		23	

**State Representative Position 2 - 2-Year Short and Full Term - vote for one**

Choice	Party	Absentee Voting		Early Voting		Total	
Alex Rarnel		389	74.24%	0	0.00%	389	74.24%
Russ Dzialo		135	25.76%	0	0.00%	135	25.76%
Cast Votes:		524	100.00%	0	0.00%	524	100.00%
Undervotes:		36		0		36	
Overvotes:		0		0		0	
Unresolved write-in votes:		1		0		1	

**Precinct Results Report**

2020 Primary

Run Time 9:43 AM  
Run Date 08/18/2020**San Juan County**

Primary

8/4/2020

Page 7

**Official Results**Registered Voters  
9418 of 13727 = 68.61%  
Precincts Reporting  
0 of 19 = 0.00%**101 Friday Harbor NW**

561 of 972 registered voters = 57.72%

**San Juan County Council Residency District Commissioner 1 - 4-year term - vote for one**

Choice	Party	Absentee Voting		Early Voting		Total	
Ryan T. Palmateer		91	17.04%	0	0.00%	91	17.04%
Steve Wehrly		35	6.55%	0	0.00%	35	6.55%
Christine Minney		285	53.37%	0	0.00%	285	53.37%
Sharon Kivisto		92	17.23%	0	0.00%	92	17.23%
Daniel Miller		31	5.81%	0	0.00%	31	5.81%
Cast Votes:		534	100.00%	0	0.00%	534	100.00%
Undervotes:		24		0		24	
Overvotes:		0		0		0	
Unresolved write-in votes:		3		0		3	

**San Juan County Council Residency District Commissioner 2 - 4-year term - vote for one**

Choice	Party	Absentee Voting		Early Voting		Total	
Cindy Wolf		228	45.88%	0	0.00%	228	45.88%
Rick Hughes		206	41.45%	0	0.00%	206	41.45%
Michael Durland		61	12.27%	0	0.00%	61	12.27%
Mindy Kayl (W)		2	0.40%	0	0.00%	2	0.40%
Cast Votes:		497	100.00%	0	0.00%	497	100.00%
Undervotes:		58		0		58	
Overvotes:		0		0		0	
Unresolved write-in votes:		6		0		6	

**Precinct Results Report**

2020 Primary

Run Time 9:43 AM  
Run Date 08/18/2020**San Juan County**

Primary

8/4/2020

Page 8

**Official Results**Registered Voters  
9418 of 13727 = 68.61%Precincts Reporting  
0 of 19 = 0.00%**102 Friday Harbor SE**

446 of 710 registered voters = 62.82%

**U.S. Representative - 2-year term - vote for one**

Choice	Party	Absentee Voting		Early Voting		Total	
Timothy S. Hazelo		56	13.02%	0	0.00%	56	13.02%
Tim Uy		33	7.67%	0	0.00%	33	7.67%
Kari Ilonummi		3	0.70%	0	0.00%	3	0.70%
Rick Larsen		237	55.12%	0	0.00%	237	55.12%
James Dean Golder		2	0.47%	0	0.00%	2	0.47%
Carrie R. Kennedy		10	2.33%	0	0.00%	10	2.33%
Cody Hart		18	4.19%	0	0.00%	18	4.19%
Jason Call		71	16.51%	0	0.00%	71	16.51%
Cast Votes:		430	100.00%	0	0.00%	430	100.00%
Undervotes:		16		0		16	
Overvotes:		0		0		0	
Unresolved write-in votes:		0		0		0	

**Governor - 4-year term - vote for one**

Choice	Party	Absentee Voting		Early Voting		Total	
Alex Tsimerman		0	0.00%	0	0.00%	0	0.00%
Phil Fortunato		6	1.38%	0	0.00%	6	1.38%
Ryan Ryals		0	0.00%	0	0.00%	0	0.00%
Leon Aaron Lawson		12	2.76%	0	0.00%	12	2.76%
Henry Clay Dennison		1	0.23%	0	0.00%	1	0.23%
Tim Eyman		15	3.46%	0	0.00%	15	3.46%
Liz Hallock		6	1.38%	0	0.00%	6	1.38%
Goodspaceguy		1	0.23%	0	0.00%	1	0.23%
Omari Tahir Garrett		0	0.00%	0	0.00%	0	0.00%
Don L. Rivers		3	0.69%	0	0.00%	3	0.69%
Martin L. 'Iceman' Wheeler		1	0.23%	0	0.00%	1	0.23%
Raul Garcia		13	3.00%	0	0.00%	13	3.00%
Tylor Grow		0	0.00%	0	0.00%	0	0.00%
Winston Wilkes		0	0.00%	0	0.00%	0	0.00%
Brian R. Weed		0	0.00%	0	0.00%	0	0.00%
Thor Amundson		1	0.23%	0	0.00%	1	0.23%
Gene Hart		3	0.69%	0	0.00%	3	0.69%
William (Bill) Miller		0	0.00%	0	0.00%	0	0.00%
Matthew Murray		0	0.00%	0	0.00%	0	0.00%
Dylan B. Nails		0	0.00%	0	0.00%	0	0.00%

**Precinct Results Report**

2020 Primary

Run Time 9:43 AM  
Run Date 08/18/2020

**San Juan County**

Primary

8/4/2020

Page 9

**Official Results**

Registered Voters  
9418 of 13727 = 68.61%

Precincts Reporting  
0 of 19 = 0.00%

**102 Friday Harbor SE**

446 of 710 registered voters = 62.82%

**Governor - 4-year term - vote for one**

Choice	Party	Absentee Voting		Early Voting		Total	
Cameron M. Vessey		1	0.23%	0	0.00%	1	0.23%
David W. Blomstrom		0	0.00%	0	0.00%	0	0.00%
Anton Sakharov		3	0.69%	0	0.00%	3	0.69%
Craig Campbell		0	0.00%	0	0.00%	0	0.00%
Nate Herzog		3	0.69%	0	0.00%	3	0.69%
Cregan M. Newhouse		0	0.00%	0	0.00%	0	0.00%
Ian Gonzales		3	0.69%	0	0.00%	3	0.69%
Cairo D'Almeida		0	0.00%	0	0.00%	0	0.00%
Elaina J. Gonzalez		0	0.00%	0	0.00%	0	0.00%
Jay Inslee		282	64.98%	0	0.00%	282	64.98%
Joshua Freed		23	5.30%	0	0.00%	23	5.30%
David Voltz		0	0.00%	0	0.00%	0	0.00%
Joshua Wolf		2	0.46%	0	0.00%	2	0.46%
Loren Culp		54	12.44%	0	0.00%	54	12.44%
Richard L. Carpenter		0	0.00%	0	0.00%	0	0.00%
Bill Hirt		1	0.23%	0	0.00%	1	0.23%
Cast Votes:		434	100.00%	0	0.00%	434	100.00%
Undervotes:		11		0		11	
Overvotes:		1		0		1	
Unresolved write-in votes:		0		0		0	

**Precinct Results Report**

2020 Primary

Run Time 9:43 AM  
Run Date 08/18/2020

**San Juan County**

Primary

8/4/2020

Page 10

**Official Results**

Registered Voters  
9418 of 13727 = 68.61%

Precincts Reporting  
0 of 19 = 0.00%

**102 Friday Harbor SE**

446 of 710 registered voters = 62.82%

**Lt. Governor - 4 -year term - vote for one**

Choice	Party	Absentee Voting		Early Voting		Total	
Joseph Brumbles		17	4.19%	0	0.00%	17	4.19%
Jared Frerichs		6	1.48%	0	0.00%	6	1.48%
Ann Davison Sattler		22	5.42%	0	0.00%	22	5.42%
James R. Rafferty		10	2.46%	0	0.00%	10	2.46%
Marko Lias		83	20.44%	0	0.00%	83	20.44%
Matt Seymour		7	1.72%	0	0.00%	7	1.72%
Michelle Jasmer		60	14.78%	0	0.00%	60	14.78%
Bill Penor		6	1.48%	0	0.00%	6	1.48%
Richard (Dick) Muri		14	3.45%	0	0.00%	14	3.45%
Denny Heck		116	28.57%	0	0.00%	116	28.57%
Marty McClendon		65	16.01%	0	0.00%	65	16.01%
Cast Votes:		406	100.00%	0	0.00%	406	100.00%
Undervotes:		39		0		39	
Overvotes:		1		0		1	
Unresolved write-in votes:		0		0		0	

**Secretary of State - 4-year term - vote for one**

Choice	Party	Absentee Voting		Early Voting		Total	
Ed Minger		16	3.82%	0	0.00%	16	3.82%
Gentry Lange		17	4.06%	0	0.00%	17	4.06%
Kim Wyman		167	39.86%	0	0.00%	167	39.86%
Gael Tarleton		219	52.27%	0	0.00%	219	52.27%
Cast Votes:		419	100.00%	0	0.00%	419	100.00%
Undervotes:		26		0		26	
Overvotes:		0		0		0	
Unresolved write-in votes:		1		0		1	

**Precinct Results Report**

2020 Primary

Run Time 9:43 AM  
Run Date 08/18/2020

**San Juan County**

Primary

8/4/2020

Page 11

**Official Results**

Registered Voters  
9418 of 13727 = 68.61%

Precincts Reporting  
0 of 19 = 0.00%

**102 Friday Harbor SE**

446 of 710 registered voters = 62.82%

**State Treasurer - 4-year term - vote for one**

Choice	Party	Absentee Voting		Early Voting		Total	
Duane A. Davidson		132	32.04%	0	0.00%	132	32.04%
Mike Pellicciotti		280	67.96%	0	0.00%	280	67.96%
Cast Votes:		412	100.00%	0	0.00%	412	100.00%
Undervotes:		34		0		34	
Overvotes:		0		0		0	
Unresolved write-in votes:		0		0		0	

**State Auditor - 4-year term - vote for one**

Choice	Party	Absentee Voting		Early Voting		Total	
Joshua Casey		48	11.97%	0	0.00%	48	11.97%
Chris Leyba		125	31.17%	0	0.00%	125	31.17%
Pat (Patrice) McCarthy		228	56.86%	0	0.00%	228	56.86%
Cast Votes:		401	100.00%	0	0.00%	401	100.00%
Undervotes:		45		0		45	
Overvotes:		0		0		0	
Unresolved write-in votes:		0		0		0	

**Attorney General - 4-year term - vote for one**

Choice	Party	Absentee Voting		Early Voting		Total	
Matt Larkin		98	22.95%	0	0.00%	98	22.95%
Mike Vaska		16	3.75%	0	0.00%	16	3.75%
Brett Rogers		25	5.85%	0	0.00%	25	5.85%
Bob Ferguson		288	67.45%	0	0.00%	288	67.45%
Cast Votes:		427	100.00%	0	0.00%	427	100.00%
Undervotes:		19		0		19	
Overvotes:		0		0		0	
Unresolved write-in votes:		0		0		0	

**Precinct Results Report**

2020 Primary

Run Time 9:43 AM  
Run Date 08/18/2020

**San Juan County**

Primary

8/4/2020

Page 12

**Official Results**

Registered Voters  
9418 of 13727 = 68.61%

Precincts Reporting  
0 of 19 = 0.00%

**102 Friday Harbor SE**

446 of 710 registered voters = 62.82%

**Commissioner of Public Lands - 4-year term - vote for one**

Choice	Party	Absentee Voting		Early Voting		Total	
Cameron Whitney		29	7.14%	0	0.00%	29	7.14%
Steve Sharon		25	6.16%	0	0.00%	25	6.16%
Hilary Franz		255	62.81%	0	0.00%	255	62.81%
Kelsey Reyes		12	2.96%	0	0.00%	12	2.96%
Maryam Abasbarzy		2	0.49%	0	0.00%	2	0.49%
Sue Kuehl Pederson		65	16.01%	0	0.00%	65	16.01%
Frank Wallbrown		18	4.43%	0	0.00%	18	4.43%
Cast Votes:		406	100.00%	0	0.00%	406	100.00%
Undervotes:		40		0		40	
Overvotes:		0		0		0	
Unresolved write-in votes:		0		0		0	

**Superintendent of Public Instruction - 4-year term - vote for one**

Choice	Party	Absentee Voting		Early Voting		Total	
Ron Higgins		54	16.02%	0	0.00%	54	16.02%
Maia Espinoza		102	30.27%	0	0.00%	102	30.27%
Stan Lippmann		13	3.86%	0	0.00%	13	3.86%
David Spring		12	3.56%	0	0.00%	12	3.56%
Dennis Wick		12	3.56%	0	0.00%	12	3.56%
Chris Reykdal		144	42.73%	0	0.00%	144	42.73%
Cast Votes:		337	100.00%	0	0.00%	337	100.00%
Undervotes:		108		0		108	
Overvotes:		0		0		0	
Unresolved write-in votes:		1		0		1	

**Insurance Commissioner - 4-year term - vote for one**

Choice	Party	Absentee Voting		Early Voting		Total	
Anthony Welti		53	12.93%	0	0.00%	53	12.93%
Chirayu Avinash Patel		83	20.24%	0	0.00%	83	20.24%
Mike Kreidler		274	66.83%	0	0.00%	274	66.83%
Cast Votes:		410	100.00%	0	0.00%	410	100.00%
Undervotes:		36		0		36	
Overvotes:		0		0		0	
Unresolved write-in votes:		0		0		0	

**Precinct Results Report**

2020 Primary

Run Time 9:43 AM  
Run Date 08/18/2020**San Juan County**

Primary

8/4/2020

Page 13

**Official Results**Registered Voters  
9418 of 13727 = 68.61%Precincts Reporting  
0 of 19 = 0.00%**102 Friday Harbor SE**

446 of 710 registered voters = 62.82%

**State Senator - 4-year term - vote for one**

Choice	Party	Absentee Voting		Early Voting		Total	
Charles Carrell		127	30.24%	0	0.00%	127	30.24%
Elizabeth (Liz) Lovelett		293	69.76%	0	0.00%	293	69.76%
Cast Votes:		420	100.00%	0	0.00%	420	100.00%
Undervotes:		26		0		26	
Overvotes:		0		0		0	
Unresolved write-in votes:		0		0		0	

**State Representative Position 1 - 2-year term - vote for one**

Choice	Party	Absentee Voting		Early Voting		Total	
Debra Lekanoff		300	100.00%	0	0.00%	300	100.00%
Cast Votes:		300	100.00%	0	0.00%	300	100.00%
Undervotes:		129		0		129	
Overvotes:		0		0		0	
Unresolved write-in votes:		17		0		17	

**State Representative Position 2 - 2-Year Short and Full Term - vote for one**

Choice	Party	Absentee Voting		Early Voting		Total	
Alex Ramel		284	69.27%	0	0.00%	284	69.27%
Russ Dzialo		126	30.73%	0	0.00%	126	30.73%
Cast Votes:		410	100.00%	0	0.00%	410	100.00%
Undervotes:		34		0		34	
Overvotes:		0		0		0	
Unresolved write-in votes:		2		0		2	

**Precinct Results Report**

2020 Primary

Run Time 9:43 AM  
Run Date 08/18/2020**San Juan County**

Primary

8/4/2020

Page 14

**Official Results**Registered Voters  
9418 of 13727 = 68.61%Precincts Reporting  
0 of 19 = 0.00%**102 Friday Harbor SE**

446 of 710 registered voters = 62.82%

**San Juan County Council Residency District Commissioner 1 - 4-year term - vote for one**

Choice	Party	Absentee Voting		Early Voting		Total	
Ryan T. Palmateer		68	16.23%	0	0.00%	68	16.23%
Steve Wehrly		39	9.31%	0	0.00%	39	9.31%
Christine Minney		207	49.40%	0	0.00%	207	49.40%
Sharon Kivisto		80	19.09%	0	0.00%	80	19.09%
Daniel Miller		25	5.97%	0	0.00%	25	5.97%
Cast Votes:		419	100.00%	0	0.00%	419	100.00%
Undervotes:		26		0		26	
Overvotes:		0		0		0	
Unresolved write-in votes:		1		0		1	

**San Juan County Council Residency District Commissioner 2 - 4-year term - vote for one**

Choice	Party	Absentee Voting		Early Voting		Total	
Cindy Wolf		165	42.31%	0	0.00%	165	42.31%
Rick Hughes		179	45.90%	0	0.00%	179	45.90%
Michael Durland		45	11.54%	0	0.00%	45	11.54%
Mindy Kayl (W)		1	0.26%	0	0.00%	1	0.26%
Cast Votes:		390	100.00%	0	0.00%	390	100.00%
Undervotes:		56		0		56	
Overvotes:		0		0		0	
Unresolved write-in votes:		0		0		0	

**Precinct Results Report**

2020 Primary

Run Time 9:43 AM  
Run Date 08/18/2020

**San Juan County**

Primary

8/4/2020

Page 15

**Official Results**

Registered Voters  
9418 of 13727 = 68.61%

Precincts Reporting  
0 of 19 = 0.00%

**11 San Juan SE**

402 of 554 registered voters = 72.56%

**U.S. Representative - 2-year term - vote for one**

Choice	Party	Absentee Voting		Early Voting		Total	
Timothy S. Hazelo		53	13.80%	0	0.00%	53	13.80%
Tim Uy		25	6.51%	0	0.00%	25	6.51%
Kari Ilonummi		4	1.04%	0	0.00%	4	1.04%
Rick Larsen		241	62.76%	0	0.00%	241	62.76%
James Dean Golder		0	0.00%	0	0.00%	0	0.00%
Carrie R. Kennedy		9	2.34%	0	0.00%	9	2.34%
Cody Hart		9	2.34%	0	0.00%	9	2.34%
Jason Call		43	11.20%	0	0.00%	43	11.20%
Cast Votes:		384	100.00%	0	0.00%	384	100.00%
Undervotes:		18		0		18	
Overvotes:		0		0		0	
Unresolved write-in votes:		0		0		0	

**Governor - 4-year term - vote for one**

Choice	Party	Absentee Voting		Early Voting		Total	
Alex Tsimerman		0	0.00%	0	0.00%	0	0.00%
Phil Fortunato		7	1.77%	0	0.00%	7	1.77%
Ryan Ryals		0	0.00%	0	0.00%	0	0.00%
Leon Aaron Lawson		6	1.52%	0	0.00%	6	1.52%
Henry Clay Dennison		0	0.00%	0	0.00%	0	0.00%
Tim Eyman		10	2.53%	0	0.00%	10	2.53%
Liz Hallock		2	0.51%	0	0.00%	2	0.51%
Goodspaceguy		0	0.00%	0	0.00%	0	0.00%
Omari Tahir Garrett		0	0.00%	0	0.00%	0	0.00%
Don L. Rivers		0	0.00%	0	0.00%	0	0.00%
Martin L. 'Iceman' Wheeler		0	0.00%	0	0.00%	0	0.00%
Raul Garcia		16	4.04%	0	0.00%	16	4.04%
Tylor Grow		0	0.00%	0	0.00%	0	0.00%
Winston Wilkes		0	0.00%	0	0.00%	0	0.00%
Brian R. Weed		1	0.25%	0	0.00%	1	0.25%
Thor Amundson		2	0.51%	0	0.00%	2	0.51%
Gene Hart		0	0.00%	0	0.00%	0	0.00%
William (Bill) Miller		0	0.00%	0	0.00%	0	0.00%
Matthew Murray		1	0.25%	0	0.00%	1	0.25%
Dylan B. Nails		0	0.00%	0	0.00%	0	0.00%

**Precinct Results Report**

2020 Primary

Run Time 9:43 AM  
Run Date 08/18/2020**San Juan County**

Primary

8/4/2020

Page 16

**Official Results**Registered Voters  
9418 of 13727 = 68.61%Precincts Reporting  
0 of 19 = 0.00%**11 San Juan SE**

402 of 554 registered voters = 72.56%

**Governor - 4-year term - vote for one**

Choice	Party	Absentee Voting		Early Voting		Total	
Cameron M. Vessey		0	0.00%	0	0.00%	0	0.00%
David W. Blomstrom		0	0.00%	0	0.00%	0	0.00%
Anton Sakharov		0	0.00%	0	0.00%	0	0.00%
Craig Campbell		1	0.25%	0	0.00%	1	0.25%
Nate Herzog		2	0.51%	0	0.00%	2	0.51%
Cregan M. Newhouse		0	0.00%	0	0.00%	0	0.00%
Ian Gonzales		1	0.25%	0	0.00%	1	0.25%
Cairo D'Almeida		0	0.00%	0	0.00%	0	0.00%
Elaina J. Gonzalez		0	0.00%	0	0.00%	0	0.00%
Jay Inslee		276	69.70%	0	0.00%	276	69.70%
Joshua Freed		16	4.04%	0	0.00%	16	4.04%
David Voltz		0	0.00%	0	0.00%	0	0.00%
Joshua Wolf		2	0.51%	0	0.00%	2	0.51%
Loren Culp		53	13.38%	0	0.00%	53	13.38%
Richard L. Carpenter		0	0.00%	0	0.00%	0	0.00%
Bill Hirt		0	0.00%	0	0.00%	0	0.00%
Cast Votes:		396	100.00%	0	0.00%	396	100.00%
Undervotes:		6		0		6	
Overvotes:		0		0		0	
Unresolved write-in votes:		0		0		0	

**Precinct Results Report**

2020 Primary

Run Time 9:43 AM  
Run Date 08/18/2020**San Juan County**

Primary

8/4/2020

Page 17

**Official Results**Registered Voters  
9418 of 13727 = 68.61%Precincts Reporting  
0 of 19 = 0.00%**11 San Juan SE**

402 of 554 registered voters = 72.56%

**Lt. Governor - 4 -year term - vote for one**

Choice	Party	Absentee Voting		Early Voting		Total	
Joseph Brumbles		11	2.97%	0	0.00%	11	2.97%
Jared Frerichs		4	1.08%	0	0.00%	4	1.08%
Ann Davison Sattler		18	4.86%	0	0.00%	18	4.86%
James R. Rafferty		12	3.24%	0	0.00%	12	3.24%
Marko Lias		82	22.16%	0	0.00%	82	22.16%
Matt Seymour		5	1.35%	0	0.00%	5	1.35%
Michelle Jasmer		36	9.73%	0	0.00%	36	9.73%
Bill Penor		2	0.54%	0	0.00%	2	0.54%
Richard (Dick) Muri		21	5.68%	0	0.00%	21	5.68%
Denny Heck		127	34.32%	0	0.00%	127	34.32%
Marty McClendon		52	14.05%	0	0.00%	52	14.05%
Cast Votes:		370	100.00%	0	0.00%	370	100.00%
Undervotes:		31		0		31	
Overvotes:		0		0		0	
Unresolved write-in votes:		1		0		1	

**Secretary of State - 4-year term - vote for one**

Choice	Party	Absentee Voting		Early Voting		Total	
Ed Minger		6	1.55%	0	0.00%	6	1.55%
Gentry Lange		9	2.33%	0	0.00%	9	2.33%
Kim Wyman		158	40.93%	0	0.00%	158	40.93%
Gael Tarleton		213	55.18%	0	0.00%	213	55.18%
Cast Votes:		386	100.00%	0	0.00%	386	100.00%
Undervotes:		16		0		16	
Overvotes:		0		0		0	
Unresolved write-in votes:		0		0		0	

**Precinct Results Report**

2020 Primary

Run Time 9:43 AM  
Run Date 08/18/2020**San Juan County**

Primary

8/4/2020

Page 18

**Official Results**Registered Voters  
9418 of 13727 = 68.61%Precincts Reporting  
0 of 19 = 0.00%**11 San Juan SE**

402 of 554 registered voters = 72.56%

**State Treasurer - 4-year term - vote for one**

Choice	Party	Absentee Voting		Early Voting		Total	
Duane A. Davidson		124	33.16%	0	0.00%	124	33.16%
Mike Pellicciotti		250	66.84%	0	0.00%	250	66.84%
Cast Votes:		374	100.00%	0	0.00%	374	100.00%
Undervotes:		28		0		28	
Overvotes:		0		0		0	
Unresolved write-in votes:		0		0		0	

**State Auditor - 4-year term - vote for one**

Choice	Party	Absentee Voting		Early Voting		Total	
Joshua Casey		51	14.49%	0	0.00%	51	14.49%
Chris Leyba		104	29.55%	0	0.00%	104	29.55%
Pat (Patrice) McCarthy		197	55.97%	0	0.00%	197	55.97%
Cast Votes:		352	100.00%	0	0.00%	352	100.00%
Undervotes:		50		0		50	
Overvotes:		0		0		0	
Unresolved write-in votes:		0		0		0	

**Attorney General - 4-year term - vote for one**

Choice	Party	Absentee Voting		Early Voting		Total	
Matt Larkin		80	20.62%	0	0.00%	80	20.62%
Mike Vaska		20	5.15%	0	0.00%	20	5.15%
Brett Rogers		15	3.87%	0	0.00%	15	3.87%
Bob Ferguson		273	70.36%	0	0.00%	273	70.36%
Cast Votes:		388	100.00%	0	0.00%	388	100.00%
Undervotes:		14		0		14	
Overvotes:		0		0		0	
Unresolved write-in votes:		0		0		0	

Precinct Results Report	
2020 Primary	
Run Time	9:43 AM
Run Date	08/18/2020

**San Juan County**

Primary

8/4/2020

Page 19

Official Results	
Registered Voters	9418 of 13727 = 68.61%
Precincts Reporting	0 of 19 = 0.00%

**11 San Juan SE**

402 of 554 registered voters = 72.56%

**Commissioner of Public Lands - 4-year term - vote for one**

Choice	Party	Absentee Voting		Early Voting		Total	
Cameron Whitney		16	4.46%	0	0.00%	16	4.46%
Steve Sharon		11	3.06%	0	0.00%	11	3.06%
Hilary Franz		217	60.45%	0	0.00%	217	60.45%
Kelsey Reyes		8	2.23%	0	0.00%	8	2.23%
Maryam Abasbarzy		0	0.00%	0	0.00%	0	0.00%
Sue Kuehl Pederson		75	20.89%	0	0.00%	75	20.89%
Frank Wallbrown		32	8.91%	0	0.00%	32	8.91%
Cast Votes:		359	100.00%	0	0.00%	359	100.00%
Undervotes:		43		0		43	
Overvotes:		0		0		0	
Unresolved write-in votes:		0		0		0	

**Superintendent of Public Instruction - 4-year term - vote for one**

Choice	Party	Absentee Voting		Early Voting		Total	
Ron Higgins		54	17.94%	0	0.00%	54	17.94%
Maia Espinoza		74	24.58%	0	0.00%	74	24.58%
Stan Lippmann		8	2.66%	0	0.00%	8	2.66%
David Spring		9	2.99%	0	0.00%	9	2.99%
Dennis Wick		12	3.99%	0	0.00%	12	3.99%
Chris Reykdal		144	47.84%	0	0.00%	144	47.84%
Cast Votes:		301	100.00%	0	0.00%	301	100.00%
Undervotes:		98		0		98	
Overvotes:		0		0		0	
Unresolved write-in votes:		3		0		3	

**Insurance Commissioner - 4-year term - vote for one**

Choice	Party	Absentee Voting		Early Voting		Total	
Anthony Welti		46	12.40%	0	0.00%	46	12.40%
Chirayu Avinash Patel		61	16.44%	0	0.00%	61	16.44%
Mike Kreidler		264	71.16%	0	0.00%	264	71.16%
Cast Votes:		371	100.00%	0	0.00%	371	100.00%
Undervotes:		31		0		31	
Overvotes:		0		0		0	
Unresolved write-in votes:		0		0		0	

**Precinct Results Report**

2020 Primary

Run Time 9:43 AM  
Run Date 08/18/2020**San Juan County**

Primary

8/4/2020

Page 20

**Official Results**Registered Voters  
9418 of 13727 = 68.61%Precincts Reporting  
0 of 19 = 0.00%**11 San Juan SE**

402 of 554 registered voters = 72.56%

**State Senator - 4-year term - vote for one**

Choice	Party	Absentee Voting		Early Voting		Total	
Charles Carrell		106	27.53%	0	0.00%	106	27.53%
Elizabeth (Liz) Lovelett		279	72.47%	0	0.00%	279	72.47%
Cast Votes:		385	100.00%	0	0.00%	385	100.00%
Undervotes:		17		0		17	
Overvotes:		0		0		0	
Unresolved write-in votes:		0		0		0	

**State Representative Position 1 - 2-year term - vote for one**

Choice	Party	Absentee Voting		Early Voting		Total	
Debra Lekanoff		269	100.00%	0	0.00%	269	100.00%
Cast Votes:		269	100.00%	0	0.00%	269	100.00%
Undervotes:		111		0		111	
Overvotes:		0		0		0	
Unresolved write-in votes:		22		0		22	

**State Representative Position 2 - 2-Year Short and Full Term - vote for one**

Choice	Party	Absentee Voting		Early Voting		Total	
Alex Rarnel		269	71.54%	0	0.00%	269	71.54%
Russ Dzialo		107	28.46%	0	0.00%	107	28.46%
Cast Votes:		376	100.00%	0	0.00%	376	100.00%
Undervotes:		26		0		26	
Overvotes:		0		0		0	
Unresolved write-in votes:		0		0		0	

**Precinct Results Report**

2020 Primary

Run Time 9:43 AM  
Run Date 08/18/2020**San Juan County**

Primary

8/4/2020

Page 21

**Official Results**Registered Voters  
9418 of 13727 = 68.61%Precincts Reporting  
0 of 19 = 0.00%**11 San Juan SE**

402 of 554 registered voters = 72.56%

**San Juan County Council Residency District Commissioner 1 - 4-year term - vote for one**

Choice	Party	Absentee Voting		Early Voting		Total	
Ryan T. Palmateer		73	20.56%	0	0.00%	73	20.56%
Steve Wehrly		30	8.45%	0	0.00%	30	8.45%
Christine Minney		154	43.38%	0	0.00%	154	43.38%
Sharon Kivisto		65	18.31%	0	0.00%	65	18.31%
Daniel Miller		33	9.30%	0	0.00%	33	9.30%
Cast Votes:		355	100.00%	0	0.00%	355	100.00%
Undervotes:		45		0		45	
Overvotes:		1		0		1	
Unresolved write-in votes:		1		0		1	

**San Juan County Council Residency District Commissioner 2 - 4-year term - vote for one**

Choice	Party	Absentee Voting		Early Voting		Total	
Cindy Wolf		136	40.12%	0	0.00%	136	40.12%
Rick Hughes		160	47.20%	0	0.00%	160	47.20%
Michael Durland		43	12.68%	0	0.00%	43	12.68%
Mindy Kayl (W)		0	0.00%	0	0.00%	0	0.00%
Cast Votes:		339	100.00%	0	0.00%	339	100.00%
Undervotes:		60		0		60	
Overvotes:		0		0		0	
Unresolved write-in votes:		3		0		3	

**Precinct Results Report**

2020 Primary

Run Time 9:43 AM  
Run Date 08/18/2020**San Juan County**

Primary

8/4/2020

Page 22

**Official Results**Registered Voters  
9418 of 13727 = 68.61%Precincts Reporting  
0 of 19 = 0.00%**12 San Juan SW**

576 of 797 registered voters = 72.27%

**U.S. Representative - 2-year term - vote for one**

Choice	Party	Absentee Voting		Early Voting		Total	
Timothy S. Hazelo		55	9.95%	0	0.00%	55	9.95%
Tim Uy		22	3.98%	0	0.00%	22	3.98%
Kari Ilonummi		8	1.45%	0	0.00%	8	1.45%
Rick Larsen		349	63.11%	0	0.00%	349	63.11%
James Dean Golder		2	0.36%	0	0.00%	2	0.36%
Carrie R. Kennedy		14	2.53%	0	0.00%	14	2.53%
Cody Hart		11	1.99%	0	0.00%	11	1.99%
Jason Call		92	16.64%	0	0.00%	92	16.64%
Cast Votes:		553	100.00%	0	0.00%	553	100.00%
Undervotes:		22		0		22	
Overvotes:		1		0		1	
Unresolved write-in votes:		0		0		0	

**Governor - 4-year term - vote for one**

Choice	Party	Absentee Voting		Early Voting		Total	
Alex Tsimerman		0	0.00%	0	0.00%	0	0.00%
Phil Fortunato		3	0.53%	0	0.00%	3	0.53%
Ryan Ryals		1	0.18%	0	0.00%	1	0.18%
Leon Aaron Lawson		5	0.88%	0	0.00%	5	0.88%
Henry Clay Dennison		2	0.35%	0	0.00%	2	0.35%
Tim Eyman		15	2.64%	0	0.00%	15	2.64%
Liz Hallock		3	0.53%	0	0.00%	3	0.53%
Goodspaceguy		0	0.00%	0	0.00%	0	0.00%
Omari Tahir Garrett		2	0.35%	0	0.00%	2	0.35%
Don L. Rivers		2	0.35%	0	0.00%	2	0.35%
Martin L. 'Iceman' Wheeler		0	0.00%	0	0.00%	0	0.00%
Raul Garcia		8	1.41%	0	0.00%	8	1.41%
Tylor Grow		0	0.00%	0	0.00%	0	0.00%
Winston Wilkes		0	0.00%	0	0.00%	0	0.00%
Brian R. Weed		0	0.00%	0	0.00%	0	0.00%
Thor Amundson		4	0.70%	0	0.00%	4	0.70%
Gene Hart		2	0.35%	0	0.00%	2	0.35%
William (Bill) Miller		0	0.00%	0	0.00%	0	0.00%
Matthew Murray		1	0.18%	0	0.00%	1	0.18%
Dylan B. Nails		0	0.00%	0	0.00%	0	0.00%

**Precinct Results Report**

2020 Primary

Run Time 9:43 AM  
Run Date 08/18/2020**San Juan County**

Primary

8/4/2020

Page 23

**Official Results**Registered Voters  
9418 of 13727 = 68.61%Precincts Reporting  
0 of 19 = 0.00%**12 San Juan SW**

576 of 797 registered voters = 72.27%

**Governor - 4-year term - vote for one**

Choice	Party	Absentee Voting		Early Voting		Total	
Cameron M. Vessey		0	0.00%	0	0.00%	0	0.00%
David W. Blomstrom		0	0.00%	0	0.00%	0	0.00%
Anton Sakharov		0	0.00%	0	0.00%	0	0.00%
Craig Campbell		0	0.00%	0	0.00%	0	0.00%
Nate Herzog		4	0.70%	0	0.00%	4	0.70%
Cregan M. Newhouse		0	0.00%	0	0.00%	0	0.00%
Ian Gonzales		0	0.00%	0	0.00%	0	0.00%
Cairo D'Almeida		1	0.18%	0	0.00%	1	0.18%
Elaina J. Gonzalez		3	0.53%	0	0.00%	3	0.53%
Jay Inslee		414	72.89%	0	0.00%	414	72.89%
Joshua Freed		28	4.93%	0	0.00%	28	4.93%
David Voltz		0	0.00%	0	0.00%	0	0.00%
Joshua Wolf		0	0.00%	0	0.00%	0	0.00%
Loren Culp		69	12.15%	0	0.00%	69	12.15%
Richard L. Carpenter		0	0.00%	0	0.00%	0	0.00%
Bill Hirt		1	0.18%	0	0.00%	1	0.18%
Cast Votes:		568	100.00%	0	0.00%	568	100.00%
Undervotes:		6		0		6	
Overvotes:		2		0		2	
Unresolved write-in votes:		0		0		0	

**Precinct Results Report**

2020 Primary

Run Time 9:43 AM  
Run Date 08/18/2020**San Juan County**

Primary

8/4/2020

Page 24

**Official Results**Registered Voters  
9418 of 13727 = 68.61%Precincts Reporting  
0 of 19 = 0.00%**12 San Juan SW**

576 of 797 registered voters = 72.27%

**Lt. Governor - 4 -year term - vote for one**

Choice	Party	Absentee Voting		Early Voting		Total	
Joseph Brumbles		9	1.75%	0	0.00%	9	1.75%
Jared Frerichs		5	0.97%	0	0.00%	5	0.97%
Ann Davison Sattler		26	5.05%	0	0.00%	26	5.05%
James R. Rafferty		18	3.50%	0	0.00%	18	3.50%
Marko Liias		123	23.88%	0	0.00%	123	23.88%
Matt Seymour		8	1.55%	0	0.00%	8	1.55%
Michelle Jasmer		60	11.65%	0	0.00%	60	11.65%
Bill Penor		4	0.78%	0	0.00%	4	0.78%
Richard (Dick) Muri		7	1.36%	0	0.00%	7	1.36%
Denny Heck		183	35.53%	0	0.00%	183	35.53%
Marty McClendon		72	13.98%	0	0.00%	72	13.98%
Cast Votes:		515	100.00%	0	0.00%	515	100.00%
Undervotes:		60		0		60	
Overvotes:		1		0		1	
Unresolved write-in votes:		0		0		0	

**Secretary of State - 4-year term - vote for one**

Choice	Party	Absentee Voting		Early Voting		Total	
Ed Minger		14	2.61%	0	0.00%	14	2.61%
Gentry Lange		14	2.61%	0	0.00%	14	2.61%
Kim Wyman		173	32.22%	0	0.00%	173	32.22%
Gael Tarleton		336	62.57%	0	0.00%	336	62.57%
Cast Votes:		537	100.00%	0	0.00%	537	100.00%
Undervotes:		39		0		39	
Overvotes:		0		0		0	
Unresolved write-in votes:		0		0		0	

**Precinct Results Report**

2020 Primary

Run Time 9:43 AM  
Run Date 08/18/2020**San Juan County**

Primary

8/4/2020  
Page 25**Official Results**Registered Voters  
9418 of 13727 = 68.61%Precincts Reporting  
0 of 19 = 0.00%**12 San Juan SW**

576 of 797 registered voters = 72.27%

**State Treasurer - 4-year term - vote for one**

Choice	Party	Absentee Voting		Early Voting		Total	
Duane A. Davidson		140	26.22%	0	0.00%	140	26.22%
Mike Pellicciotti		394	73.78%	0	0.00%	394	73.78%
	Cast Votes:	534	100.00%	0	0.00%	534	100.00%
	Undervotes:	42		0		42	
	Overvotes:	0		0		0	
	Unresolved write-in votes:	0		0		0	

**State Auditor - 4-year term - vote for one**

Choice	Party	Absentee Voting		Early Voting		Total	
Joshua Casey		50	9.98%	0	0.00%	50	9.98%
Chris Leyba		125	24.95%	0	0.00%	125	24.95%
Pat (Patrice) McCarthy		326	65.07%	0	0.00%	326	65.07%
	Cast Votes:	501	100.00%	0	0.00%	501	100.00%
	Undervotes:	72		0		72	
	Overvotes:	1		0		1	
	Unresolved write-in votes:	2		0		2	

**Attorney General - 4-year term - vote for one**

Choice	Party	Absentee Voting		Early Voting		Total	
Matt Larkin		94	17.28%	0	0.00%	94	17.28%
Mike Vaska		13	2.39%	0	0.00%	13	2.39%
Brett Rogers		20	3.68%	0	0.00%	20	3.68%
Bob Ferguson		417	76.65%	0	0.00%	417	76.65%
	Cast Votes:	544	100.00%	0	0.00%	544	100.00%
	Undervotes:	31		0		31	
	Overvotes:	0		0		0	
	Unresolved write-in votes:	1		0		1	

**Precinct Results Report**

2020 Primary

Run Time 9:43 AM  
Run Date 08/18/2020**San Juan County**

Primary

8/4/2020

Page 26

**Official Results**Registered Voters  
9418 of 13727 = 68.61%Precincts Reporting  
0 of 19 = 0.00%**12 San Juan SW**

576 of 797 registered voters = 72.27%

**Commissioner of Public Lands - 4-year term - vote for one**

Choice	Party	Absentee Voting		Early Voting		Total	
Cameron Whitney		18	3.52%	0	0.00%	18	3.52%
Steve Sharon		14	2.73%	0	0.00%	14	2.73%
Hilary Franz		352	68.75%	0	0.00%	352	68.75%
Kelsey Reyes		16	3.13%	0	0.00%	16	3.13%
Maryam Abasbarzy		2	0.39%	0	0.00%	2	0.39%
Sue Kuehl Pederson		80	15.63%	0	0.00%	80	15.63%
Frank Wallbrown		30	5.86%	0	0.00%	30	5.86%
Cast Votes:		512	100.00%	0	0.00%	512	100.00%
Undervotes:		63		0		63	
Overvotes:		1		0		1	
Unresolved write-in votes:		0		0		0	

**Superintendent of Public Instruction - 4-year term - vote for one**

Choice	Party	Absentee Voting		Early Voting		Total	
Ron Higgins		65	14.71%	0	0.00%	65	14.71%
Maia Espinoza		107	24.21%	0	0.00%	107	24.21%
Stan Lippmann		6	1.36%	0	0.00%	6	1.36%
David Spring		7	1.58%	0	0.00%	7	1.58%
Dennis Wick		16	3.62%	0	0.00%	16	3.62%
Chris Reykdal		241	54.52%	0	0.00%	241	54.52%
Cast Votes:		442	100.00%	0	0.00%	442	100.00%
Undervotes:		133		0		133	
Overvotes:		0		0		0	
Unresolved write-in votes:		1		0		1	

**Insurance Commissioner - 4-year term - vote for one**

Choice	Party	Absentee Voting		Early Voting		Total	
Anthony Welti		68	12.73%	0	0.00%	68	12.73%
Chirayu Avinash Patel		63	11.80%	0	0.00%	63	11.80%
Mike Kreidler		403	75.47%	0	0.00%	403	75.47%
Cast Votes:		534	100.00%	0	0.00%	534	100.00%
Undervotes:		41		0		41	
Overvotes:		0		0		0	
Unresolved write-in votes:		1		0		1	

**Precinct Results Report**

2020 Primary

Run Time 9:43 AM  
Run Date 08/18/2020**San Juan County**

Primary

8/4/2020

Page 27

**Official Results**Registered Voters  
9418 of 13727 = 68.61%Precincts Reporting  
0 of 19 = 0.00%**12 San Juan SW**

576 of 797 registered voters = 72.27%

**State Senator - 4-year term - vote for one**

Choice	Party	Absentee Voting		Early Voting		Total	
Charles Carrell		123	22.28%	0	0.00%	123	22.28%
Elizabeth (Liz) Lovelett		429	77.72%	0	0.00%	429	77.72%
Cast Votes:		552	100.00%	0	0.00%	552	100.00%
Undervotes:		24		0		24	
Overvotes:		0		0		0	
Unresolved write-in votes:		0		0		0	

**State Representative Position 1 - 2-year term - vote for one**

Choice	Party	Absentee Voting		Early Voting		Total	
Debra Lekanoff		415	100.00%	0	0.00%	415	100.00%
Cast Votes:		415	100.00%	0	0.00%	415	100.00%
Undervotes:		137		0		137	
Overvotes:		0		0		0	
Unresolved write-in votes:		24		0		24	

**State Representative Position 2 - 2-Year Short and Full Term - vote for one**

Choice	Party	Absentee Voting		Early Voting		Total	
Alex Ramel		414	77.53%	0	0.00%	414	77.53%
Russ Dzialo		120	22.47%	0	0.00%	120	22.47%
Cast Votes:		534	100.00%	0	0.00%	534	100.00%
Undervotes:		42		0		42	
Overvotes:		0		0		0	
Unresolved write-in votes:		0		0		0	

**Precinct Results Report**

2020 Primary

Run Time 9:43 AM  
Run Date 08/18/2020

**San Juan County**

Primary

8/4/2020

Page 28

**Official Results**

Registered Voters  
9418 of 13727 = 68.61%

Precincts Reporting  
0 of 19 = 0.00%

**12 San Juan SW**

576 of 797 registered voters = 72.27%

**San Juan County Council Residency District Commissioner 1 - 4-year term - vote for one**

Choice	Party	Absentee Voting		Early Voting		Total	
Ryan T. Palmateer		153	28.02%	0	0.00%	153	28.02%
Steve Wehrly		22	4.03%	0	0.00%	22	4.03%
Christine Minney		265	48.53%	0	0.00%	265	48.53%
Sharon Kivisto		86	15.75%	0	0.00%	86	15.75%
Daniel Miller		20	3.66%	0	0.00%	20	3.66%
Cast Votes:		546	100.00%	0	0.00%	546	100.00%
Undervotes:		28		0		28	
Overvotes:		0		0		0	
Unresolved write-in votes:		2		0		2	

**San Juan County Council Residency District Commissioner 2 - 4-year term - vote for one**

Choice	Party	Absentee Voting		Early Voting		Total	
Cindy Wolf		252	48.84%	0	0.00%	252	48.84%
Rick Hughes		204	39.53%	0	0.00%	204	39.53%
Michael Durland		59	11.43%	0	0.00%	59	11.43%
Mindy Kayl (W)		1	0.19%	0	0.00%	1	0.19%
Cast Votes:		516	100.00%	0	0.00%	516	100.00%
Undervotes:		58		0		58	
Overvotes:		0		0		0	
Unresolved write-in votes:		2		0		2	

**Precinct Results Report**

2020 Primary

Run Time 9:43 AM  
Run Date 08/18/2020**San Juan County**

Primary

8/4/2020

Page 29

**Official Results**Registered Voters  
9418 of 13727 = 68.61%Precincts Reporting  
0 of 19 = 0.00%**13 San Juan CNTRL**

655 of 954 registered voters = 68.66%

**U.S. Representative - 2-year term - vote for one**

Choice	Party	Absentee Voting		Early Voting		Total	
Timothy S. Hazelo		59	9.37%	0	0.00%	59	9.37%
Tim Uy		43	6.83%	0	0.00%	43	6.83%
Kari Ilonummi		2	0.32%	0	0.00%	2	0.32%
Rick Larsen		367	58.25%	0	0.00%	367	58.25%
James Dean Golder		4	0.63%	0	0.00%	4	0.63%
Carrie R. Kennedy		11	1.75%	0	0.00%	11	1.75%
Cody Hart		16	2.54%	0	0.00%	16	2.54%
Jason Call		128	20.32%	0	0.00%	128	20.32%
Cast Votes:		630	100.00%	0	0.00%	630	100.00%
Undervotes:		24		0		24	
Overvotes:		1		0		1	
Unresolved write-in votes:		0		0		0	

**Governor - 4-year term - vote for one**

Choice	Party	Absentee Voting		Early Voting		Total	
Alex Tsimerman		0	0.00%	0	0.00%	0	0.00%
Phil Fortunato		9	1.40%	0	0.00%	9	1.40%
Ryan Ryals		2	0.31%	0	0.00%	2	0.31%
Leon Aaron Lawson		4	0.62%	0	0.00%	4	0.62%
Henry Clay Dennison		0	0.00%	0	0.00%	0	0.00%
Tim Eyman		15	2.34%	0	0.00%	15	2.34%
Liz Hallock		6	0.93%	0	0.00%	6	0.93%
Goodspaceguy		2	0.31%	0	0.00%	2	0.31%
Omari Tahir Garrett		3	0.47%	0	0.00%	3	0.47%
Don L. Rivers		5	0.78%	0	0.00%	5	0.78%
Martin L. 'Iceman' Wheeler		0	0.00%	0	0.00%	0	0.00%
Raul Garcia		13	2.02%	0	0.00%	13	2.02%
Tylor Grow		0	0.00%	0	0.00%	0	0.00%
Winston Wilkes		0	0.00%	0	0.00%	0	0.00%
Brian R. Weed		0	0.00%	0	0.00%	0	0.00%
Thor Amundson		1	0.16%	0	0.00%	1	0.16%
Gene Hart		0	0.00%	0	0.00%	0	0.00%
William (Bill) Miller		0	0.00%	0	0.00%	0	0.00%
Matthew Murray		1	0.16%	0	0.00%	1	0.16%
Dylan B. Nails		0	0.00%	0	0.00%	0	0.00%

**Precinct Results Report**

2020 Primary

Run Time 9:43 AM  
Run Date 08/18/2020

**San Juan County**

Primary

8/4/2020  
Page 30

**Official Results**

Registered Voters  
9418 of 13727 = 68.61%

Precincts Reporting  
0 of 19 = 0.00%

**13 San Juan CNTRL**

655 of 954 registered voters = 68.66%

**Governor - 4-year term - vote for one**

Choice	Party	Absentee Voting		Early Voting		Total	
Cameron M. Vessey		0	0.00%	0	0.00%	0	0.00%
David W. Blomstrom		0	0.00%	0	0.00%	0	0.00%
Anton Sakharov		1	0.16%	0	0.00%	1	0.16%
Craig Campbell		0	0.00%	0	0.00%	0	0.00%
Nate Herzog		0	0.00%	0	0.00%	0	0.00%
Cregan M. Newhouse		0	0.00%	0	0.00%	0	0.00%
Ian Gonzales		0	0.00%	0	0.00%	0	0.00%
Cairo D'Almeida		1	0.16%	0	0.00%	1	0.16%
Elaina J. Gonzalez		4	0.62%	0	0.00%	4	0.62%
Jay Inslee		466	72.59%	0	0.00%	466	72.59%
Joshua Freed		17	2.65%	0	0.00%	17	2.65%
David Voltz		0	0.00%	0	0.00%	0	0.00%
Joshua Wolf		1	0.16%	0	0.00%	1	0.16%
Loren Culp		91	14.17%	0	0.00%	91	14.17%
Richard L. Carpenter		0	0.00%	0	0.00%	0	0.00%
Bill Hirt		0	0.00%	0	0.00%	0	0.00%
Cast Votes:		642	100.00%	0	0.00%	642	100.00%
Undervotes:		13		0		13	
Overvotes:		0		0		0	
Unresolved write-in votes:		0		0		0	

**Precinct Results Report**

2020 Primary

Run Time 9:43 AM  
Run Date 08/18/2020**San Juan County**

Primary

8/4/2020

Page 31

**Official Results**Registered Voters  
9418 of 13727 = 68.61%Precincts Reporting  
0 of 19 = 0.00%**13 San Juan CNTRL**

655 of 954 registered voters = 68.66%

**Lt. Governor - 4 -year term - vote for one**

Choice	Party	Absentee Voting		Early Voting		Total	
Joseph Brumbles		7	1.25%	0	0.00%	7	1.25%
Jared Frerichs		8	1.43%	0	0.00%	8	1.43%
Ann Davison Sattler		20	3.57%	0	0.00%	20	3.57%
James R. Rafferty		16	2.85%	0	0.00%	16	2.85%
Marko Lias		181	32.26%	0	0.00%	181	32.26%
Matt Seymour		6	1.07%	0	0.00%	6	1.07%
Michelle Jasmer		64	11.41%	0	0.00%	64	11.41%
Bill Penor		7	1.25%	0	0.00%	7	1.25%
Richard (Dick) Muri		18	3.21%	0	0.00%	18	3.21%
Denny Heck		165	29.41%	0	0.00%	165	29.41%
Marty McClendon		69	12.30%	0	0.00%	69	12.30%
Cast Votes:		561	100.00%	0	0.00%	561	100.00%
Undervotes:		93		0		93	
Overvotes:		1		0		1	
Unresolved write-in votes:		0		0		0	

**Secretary of State - 4-year term - vote for one**

Choice	Party	Absentee Voting		Early Voting		Total	
Ed Minger		12	1.95%	0	0.00%	12	1.95%
Gentry Lange		18	2.93%	0	0.00%	18	2.93%
Kim Wyman		186	30.29%	0	0.00%	186	30.29%
Gael Tarleton		398	64.82%	0	0.00%	398	64.82%
Cast Votes:		614	100.00%	0	0.00%	614	100.00%
Undervotes:		41		0		41	
Overvotes:		0		0		0	
Unresolved write-in votes:		0		0		0	

**Precinct Results Report**

2020 Primary

Run Time 9:43 AM  
Run Date 08/18/2020

**San Juan County**

Primary

8/4/2020

Page 32

**Official Results**

Registered Voters  
9418 of 13727 = 68.61%

Precincts Reporting  
0 of 19 = 0.00%

**13 San Juan CNTRL**

655 of 954 registered voters = 68.66%

**State Treasurer - 4-year term - vote for one**

Choice	Party	Absentee Voting		Early Voting		Total	
Duane A. Davidson		149	25.04%	0	0.00%	149	25.04%
Mike Pellicciotti		446	74.96%	0	0.00%	446	74.96%
Cast Votes:		595	100.00%	0	0.00%	595	100.00%
Undervotes:		60		0		60	
Overvotes:		0		0		0	
Unresolved write-in votes:		0		0		0	

**State Auditor - 4-year term - vote for one**

Choice	Party	Absentee Voting		Early Voting		Total	
Joshua Casey		50	8.88%	0	0.00%	50	8.88%
Chris Leyba		143	25.40%	0	0.00%	143	25.40%
Pat (Patrice) McCarthy		370	65.72%	0	0.00%	370	65.72%
Cast Votes:		563	100.00%	0	0.00%	563	100.00%
Undervotes:		92		0		92	
Overvotes:		0		0		0	
Unresolved write-in votes:		0		0		0	

**Attorney General - 4-year term - vote for one**

Choice	Party	Absentee Voting		Early Voting		Total	
Matt Larkin		95	15.45%	0	0.00%	95	15.45%
Mike Vaska		22	3.58%	0	0.00%	22	3.58%
Brett Rogers		35	5.69%	0	0.00%	35	5.69%
Bob Ferguson		463	75.28%	0	0.00%	463	75.28%
Cast Votes:		615	100.00%	0	0.00%	615	100.00%
Undervotes:		40		0		40	
Overvotes:		0		0		0	
Unresolved write-in votes:		0		0		0	

**Precinct Results Report**

2020 Primary

Run Time 9:43 AM  
Run Date 08/18/2020

**San Juan County**

Primary

8/4/2020

Page 33

**Official Results**

Registered Voters  
9418 of 13727 = 68.61%

Precincts Reporting  
0 of 19 = 0.00%

**13 San Juan CNTRL**

655 of 954 registered voters = 68.66%

**Commissioner of Public Lands - 4-year term - vote for one**

Choice	Party	Absentee Voting		Early Voting		Total	
Cameron Whitney		17	2.98%	0	0.00%	17	2.98%
Steve Sharon		24	4.21%	0	0.00%	24	4.21%
Hilary Franz		407	71.40%	0	0.00%	407	71.40%
Kelsey Reyes		11	1.93%	0	0.00%	11	1.93%
Maryam Abasbarzy		3	0.53%	0	0.00%	3	0.53%
Sue Kuehl Pederson		80	14.04%	0	0.00%	80	14.04%
Frank Wallbrown		28	4.91%	0	0.00%	28	4.91%
Cast Votes:		570	100.00%	0	0.00%	570	100.00%
Undervotes:		85		0		85	
Overvotes:		0		0		0	
Unresolved write-in votes:		0		0		0	

**Superintendent of Public Instruction - 4-year term - vote for one**

Choice	Party	Absentee Voting		Early Voting		Total	
Ron Higgins		72	14.60%	0	0.00%	72	14.60%
Maia Espinoza		122	24.75%	0	0.00%	122	24.75%
Stan Lippmann		5	1.01%	0	0.00%	5	1.01%
David Spring		10	2.03%	0	0.00%	10	2.03%
Dennis Wick		14	2.84%	0	0.00%	14	2.84%
Chris Reykdal		270	54.77%	0	0.00%	270	54.77%
Cast Votes:		493	100.00%	0	0.00%	493	100.00%
Undervotes:		159		0		159	
Overvotes:		0		0		0	
Unresolved write-in votes:		3		0		3	

**Insurance Commissioner - 4-year term - vote for one**

Choice	Party	Absentee Voting		Early Voting		Total	
Anthony Welti		64	10.94%	0	0.00%	64	10.94%
Chirayu Avinash Patel		79	13.50%	0	0.00%	79	13.50%
Mike Kreidler		442	75.56%	0	0.00%	442	75.56%
Cast Votes:		585	100.00%	0	0.00%	585	100.00%
Undervotes:		68		0		68	
Overvotes:		0		0		0	
Unresolved write-in votes:		2		0		2	

**Precinct Results Report**

2020 Primary

Run Time 9:43 AM  
Run Date 08/18/2020

**San Juan County**

Primary

8/4/2020

Page 34

**Official Results**

Registered Voters  
9418 of 13727 = 68.61%

Precincts Reporting  
0 of 19 = 0.00%

**13 San Juan CNTRL**

655 of 954 registered voters = 68.66%

**State Senator - 4-year term - vote for one**

Choice	Party	Absentee Voting		Early Voting		Total	
Charles Carrell		136	22.26%	0	0.00%	136	22.26%
Elizabeth (Liz) Lovelett		475	77.74%	0	0.00%	475	77.74%
Cast Votes:		611	100.00%	0	0.00%	611	100.00%
Undervotes:		44		0		44	
Overvotes:		0		0		0	
Unresolved write-in votes:		0		0		0	

**State Representative Position 1 - 2-year term - vote for one**

Choice	Party	Absentee Voting		Early Voting		Total	
Debra Lekanoff		451	100.00%	0	0.00%	451	100.00%
Cast Votes:		451	100.00%	0	0.00%	451	100.00%
Undervotes:		178		0		178	
Overvotes:		0		0		0	
Unresolved write-in votes:		26		0		26	

**State Representative Position 2 - 2-Year Short and Full Term - vote for one**

Choice	Party	Absentee Voting		Early Voting		Total	
Alex Ramel		465	77.50%	0	0.00%	465	77.50%
Russ Dzialo		135	22.50%	0	0.00%	135	22.50%
Cast Votes:		600	100.00%	0	0.00%	600	100.00%
Undervotes:		54		0		54	
Overvotes:		0		0		0	
Unresolved write-in votes:		1		0		1	

**Precinct Results Report**

2020 Primary

Run Time 9:43 AM  
Run Date 08/18/2020

**San Juan County**

Primary

8/4/2020

Page 35

**Official Results**

Registered Voters  
9418 of 13727 = 68.61%

Precincts Reporting  
0 of 19 = 0.00%

**13 San Juan CNTRL**

655 of 954 registered voters = 68.66%

**San Juan County Council Residency District Commissioner 1 - 4-year term - vote for one**

Choice	Party	Absentee Voting		Early Voting		Total	
Ryan T. Palmateer		167	27.24%	0	0.00%	167	27.24%
Steve Wehrly		29	4.73%	0	0.00%	29	4.73%
Christine Minney		274	44.70%	0	0.00%	274	44.70%
Sharon Kivisto		116	18.92%	0	0.00%	116	18.92%
Daniel Miller		27	4.40%	0	0.00%	27	4.40%
Cast Votes:		613	100.00%	0	0.00%	613	100.00%
Undervotes:		35		0		35	
Overvotes:		1		0		1	
Unresolved write-in votes:		6		0		6	

**San Juan County Council Residency District Commissioner 2 - 4-year term - vote for one**

Choice	Party	Absentee Voting		Early Voting		Total	
Cindy Wolf		297	52.20%	0	0.00%	297	52.20%
Rick Hughes		198	34.80%	0	0.00%	198	34.80%
Michael Durland		73	12.83%	0	0.00%	73	12.83%
Mindy Kayl (W)		1	0.18%	0	0.00%	1	0.18%
Cast Votes:		569	100.00%	0	0.00%	569	100.00%
Undervotes:		78		0		78	
Overvotes:		1		0		1	
Unresolved write-in votes:		7		0		7	

**Precinct Results Report**

2020 Primary

Run Time 9:43 AM  
Run Date 08/18/2020

**San Juan County**

Primary

8/4/2020

Page 36

**Official Results**

Registered Voters  
9418 of 13727 = 68.61%

Precincts Reporting  
0 of 19 = 0.00%

**14 San Juan West**

599 of 873 registered voters = 68.61%

**U.S. Representative - 2-year term - vote for one**

Choice	Party	Absentee Voting		Early Voting		Total	
Timothy S. Hazelo		56	9.71%	0	0.00%	56	9.71%
Tim Uy		41	7.11%	0	0.00%	41	7.11%
Kari Ilonummi		4	0.69%	0	0.00%	4	0.69%
Rick Larsen		352	61.01%	0	0.00%	352	61.01%
James Dean Golder		5	0.87%	0	0.00%	5	0.87%
Carrie R. Kennedy		16	2.77%	0	0.00%	16	2.77%
Cody Hart		11	1.91%	0	0.00%	11	1.91%
Jason Call		92	15.94%	0	0.00%	92	15.94%
Cast Votes:		577	100.00%	0	0.00%	577	100.00%
Undervotes:		22		0		22	
Overvotes:		0		0		0	
Unresolved write-in votes:		0		0		0	

**Governor - 4-year term - vote for one**

Choice	Party	Absentee Voting		Early Voting		Total	
Alex Tsimerman		0	0.00%	0	0.00%	0	0.00%
Phil Fortunato		15	2.55%	0	0.00%	15	2.55%
Ryan Ryals		0	0.00%	0	0.00%	0	0.00%
Leon Aaron Lawson		6	1.02%	0	0.00%	6	1.02%
Henry Clay Dennison		0	0.00%	0	0.00%	0	0.00%
Tim Eyman		16	2.72%	0	0.00%	16	2.72%
Liz Hallock		12	2.04%	0	0.00%	12	2.04%
Goodspaceguy		0	0.00%	0	0.00%	0	0.00%
Omari Tahir Garrett		2	0.34%	0	0.00%	2	0.34%
Don L. Rivers		7	1.19%	0	0.00%	7	1.19%
Martin L. 'Iceman' Wheeler		1	0.17%	0	0.00%	1	0.17%
Raul Garcia		11	1.87%	0	0.00%	11	1.87%
Tylor Grow		0	0.00%	0	0.00%	0	0.00%
Winston Wilkes		0	0.00%	0	0.00%	0	0.00%
Brian R. Weed		1	0.17%	0	0.00%	1	0.17%
Thor Amundson		0	0.00%	0	0.00%	0	0.00%
Gene Hart		2	0.34%	0	0.00%	2	0.34%
William (Bill) Miller		1	0.17%	0	0.00%	1	0.17%
Matthew Murray		0	0.00%	0	0.00%	0	0.00%
Dylan B. Nails		0	0.00%	0	0.00%	0	0.00%

**Precinct Results Report**

2020 Primary

Run Time 9:43 AM  
Run Date 08/18/2020

**San Juan County**

Primary

8/4/2020

Page 37

**Official Results**

Registered Voters  
9418 of 13727 = 68.61%

Precincts Reporting  
0 of 19 = 0.00%

**14 San Juan West**

599 of 873 registered voters = 68.61%

**Governor - 4-year term - vote for one**

Choice	Party	Absentee Voting		Early Voting		Total	
Cameron M. Vessey		0	0.00%	0	0.00%	0	0.00%
David W. Blomstrom		0	0.00%	0	0.00%	0	0.00%
Anton Sakharov		1	0.17%	0	0.00%	1	0.17%
Craig Campbell		0	0.00%	0	0.00%	0	0.00%
Nate Herzog		1	0.17%	0	0.00%	1	0.17%
Cregan M. Newhouse		0	0.00%	0	0.00%	0	0.00%
Ian Gonzales		0	0.00%	0	0.00%	0	0.00%
Cairo D'Almeida		1	0.17%	0	0.00%	1	0.17%
Elaina J. Gonzalez		0	0.00%	0	0.00%	0	0.00%
Jay Inslee		414	70.29%	0	0.00%	414	70.29%
Joshua Freed		22	3.74%	0	0.00%	22	3.74%
David Voltz		1	0.17%	0	0.00%	1	0.17%
Joshua Wolf		1	0.17%	0	0.00%	1	0.17%
Loren Culp		73	12.39%	0	0.00%	73	12.39%
Richard L. Carpenter		1	0.17%	0	0.00%	1	0.17%
Bill Hirt		0	0.00%	0	0.00%	0	0.00%
Cast Votes:		589	100.00%	0	0.00%	589	100.00%
Undervotes:		10		0		10	
Overvotes:		0		0		0	
Unresolved write-in votes:		0		0		0	

**Precinct Results Report**

2020 Primary

Run Time 9:43 AM  
Run Date 08/18/2020**San Juan County**

Primary

8/4/2020

Page 38

**Official Results**Registered Voters  
9418 of 13727 = 68.61%Precincts Reporting  
0 of 19 = 0.00%**14 San Juan West**

599 of 873 registered voters = 68.61%

**Lt. Governor - 4-year term - vote for one**

Choice	Party	Absentee Voting		Early Voting		Total	
Joseph Brumbles		15	2.80%	0	0.00%	15	2.80%
Jared Frerichs		7	1.31%	0	0.00%	7	1.31%
Ann Davison Sattler		28	5.22%	0	0.00%	28	5.22%
James R. Rafferty		9	1.68%	0	0.00%	9	1.68%
Marko Lias		152	28.36%	0	0.00%	152	28.36%
Matt Seymour		5	0.93%	0	0.00%	5	0.93%
Michelle Jasmer		79	14.74%	0	0.00%	79	14.74%
Bill Penor		3	0.56%	0	0.00%	3	0.56%
Richard (Dick) Muri		18	3.36%	0	0.00%	18	3.36%
Denny Heck		159	29.66%	0	0.00%	159	29.66%
Marty McClendon		61	11.38%	0	0.00%	61	11.38%
Cast Votes:		536	100.00%	0	0.00%	536	100.00%
Undervotes:		61		0		61	
Overvotes:		0		0		0	
Unresolved write-in votes:		2		0		2	

**Secretary of State - 4-year term - vote for one**

Choice	Party	Absentee Voting		Early Voting		Total	
Ed Minger		15	2.68%	0	0.00%	15	2.68%
Gentry Lange		10	1.79%	0	0.00%	10	1.79%
Kim Wyman		171	30.54%	0	0.00%	171	30.54%
Gael Tarleton		364	65.00%	0	0.00%	364	65.00%
Cast Votes:		560	100.00%	0	0.00%	560	100.00%
Undervotes:		39		0		39	
Overvotes:		0		0		0	
Unresolved write-in votes:		0		0		0	

**Precinct Results Report**

2020 Primary

Run Time 9:43 AM  
Run Date 08/18/2020**San Juan County**

Primary

8/4/2020

Page 39

**Official Results**Registered Voters  
9418 of 13727 = 68.61%Precincts Reporting  
0 of 19 = 0.00%**14 San Juan West**

599 of 873 registered voters = 68.61%

**State Treasurer - 4-year term - vote for one**

Choice	Party	Absentee Voting		Early Voting		Total	
Duane A. Davidson		141	25.54%	0	0.00%	141	25.54%
Mike Pellicciotti		411	74.46%	0	0.00%	411	74.46%
Cast Votes:		552	100.00%	0	0.00%	552	100.00%
Undervotes:		45		0		45	
Overvotes:		0		0		0	
Unresolved write-in votes:		2		0		2	

**State Auditor - 4-year term - vote for one**

Choice	Party	Absentee Voting		Early Voting		Total	
Joshua Casey		62	11.57%	0	0.00%	62	11.57%
Chris Leyba		126	23.51%	0	0.00%	126	23.51%
Pat (Patrice) McCarthy		348	64.93%	0	0.00%	348	64.93%
Cast Votes:		536	100.00%	0	0.00%	536	100.00%
Undervotes:		63		0		63	
Overvotes:		0		0		0	
Unresolved write-in votes:		0		0		0	

**Attorney General - 4-year term - vote for one**

Choice	Party	Absentee Voting		Early Voting		Total	
Matt Larkin		96	16.81%	0	0.00%	96	16.81%
Mike Vaska		22	3.85%	0	0.00%	22	3.85%
Brett Rogers		25	4.38%	0	0.00%	25	4.38%
Bob Ferguson		428	74.96%	0	0.00%	428	74.96%
Cast Votes:		571	100.00%	0	0.00%	571	100.00%
Undervotes:		28		0		28	
Overvotes:		0		0		0	
Unresolved write-in votes:		0		0		0	

**Precinct Results Report**

2020 Primary

Run Time 9:43 AM  
Run Date 08/18/2020

**San Juan County**

Primary

8/4/2020

Page 40

**Official Results**

Registered Voters  
9418 of 13727 = 68.61%

Precincts Reporting  
0 of 19 = 0.00%

**14 San Juan West**

599 of 873 registered voters = 68.61%

**Commissioner of Public Lands - 4-year term - vote for one**

Choice	Party	Absentee Voting		Early Voting		Total	
Cameron Whitney		14	2.57%	0	0.00%	14	2.57%
Steve Sharon		17	3.12%	0	0.00%	17	3.12%
Hilary Franz		373	68.44%	0	0.00%	373	68.44%
Kelsey Reyes		15	2.75%	0	0.00%	15	2.75%
Maryam Abasbarzy		2	0.37%	0	0.00%	2	0.37%
Sue Kuehl Pederson		91	16.70%	0	0.00%	91	16.70%
Frank Wallbrown		33	6.06%	0	0.00%	33	6.06%
Cast Votes:		545	100.00%	0	0.00%	545	100.00%
Undervotes:		54		0		54	
Overvotes:		0		0		0	
Unresolved write-in votes:		0		0		0	

**Superintendent of Public Instruction - 4-year term - vote for one**

Choice	Party	Absentee Voting		Early Voting		Total	
Ron Higgins		66	14.04%	0	0.00%	66	14.04%
Maia Espinoza		123	26.17%	0	0.00%	123	26.17%
Stan Lippmann		8	1.70%	0	0.00%	8	1.70%
David Spring		6	1.28%	0	0.00%	6	1.28%
Dennis Wick		18	3.83%	0	0.00%	18	3.83%
Chris Reykdal		249	52.98%	0	0.00%	249	52.98%
Cast Votes:		470	100.00%	0	0.00%	470	100.00%
Undervotes:		129		0		129	
Overvotes:		0		0		0	
Unresolved write-in votes:		0		0		0	

**Insurance Commissioner - 4-year term - vote for one**

Choice	Party	Absentee Voting		Early Voting		Total	
Anthony Welti		69	12.43%	0	0.00%	69	12.43%
Chirayu Avinash Patel		72	12.97%	0	0.00%	72	12.97%
Mike Kreidler		414	74.59%	0	0.00%	414	74.59%
Cast Votes:		555	100.00%	0	0.00%	555	100.00%
Undervotes:		44		0		44	
Overvotes:		0		0		0	
Unresolved write-in votes:		0		0		0	

**Precinct Results Report**

2020 Primary

Run Time 9:43 AM  
Run Date 08/18/2020

**San Juan County**

Primary

8/4/2020

Page 41

**Official Results**

Registered Voters  
9418 of 13727 = 68.61%

Precincts Reporting  
0 of 19 = 0.00%

**14 San Juan West** 599 of 873 registered voters = 68.61%

**State Senator - 4-year term - vote for one**

Choice	Party	Absentee Voting		Early Voting		Total	
Charles Carrell		135	23.52%	0	0.00%	135	23.52%
Elizabeth (Liz) Lovelett		439	76.48%	0	0.00%	439	76.48%
Cast Votes:		574	100.00%	0	0.00%	574	100.00%
Undervotes:		25		0		25	
Overvotes:		0		0		0	
Unresolved write-in votes:		0		0		0	

**State Representative Position 1 - 2-year term - vote for one**

Choice	Party	Absentee Voting		Early Voting		Total	
Debra Lekanoff		426	100.00%	0	0.00%	426	100.00%
Cast Votes:		426	100.00%	0	0.00%	426	100.00%
Undervotes:		153		0		153	
Overvotes:		0		0		0	
Unresolved write-in votes:		20		0		20	

**State Representative Position 2 - 2-Year Short and Full Term - vote for one**

Choice	Party	Absentee Voting		Early Voting		Total	
Alex Ramel		417	75.68%	0	0.00%	417	75.68%
Russ Dzialo		134	24.32%	0	0.00%	134	24.32%
Cast Votes:		551	100.00%	0	0.00%	551	100.00%
Undervotes:		48		0		48	
Overvotes:		0		0		0	
Unresolved write-in votes:		0		0		0	

**Precinct Results Report**

2020 Primary

Run Time 9:43 AM  
Run Date 08/18/2020

**San Juan County**

Primary  
8/4/2020  
Page 42

**Official Results**

Registered Voters  
9418 of 13727 = 68.61%

Precincts Reporting  
0 of 19 = 0.00%

**14 San Juan West** 599 of 873 registered voters = 68.61%

<b>San Juan County Council Residency District Commissioner 1 - 4-year term - vote for one</b>						
Choice	Party	Absentee Voting		Early Voting		Total
Ryan T. Palmateer		140	25.55%	0	0.00%	140 25.55%
Steve Wehrly		46	8.39%	0	0.00%	46 8.39%
Christine Minney		241	43.98%	0	0.00%	241 43.98%
Sharon Kivisto		80	14.60%	0	0.00%	80 14.60%
Daniel Miller		41	7.48%	0	0.00%	41 7.48%
Cast Votes:		548	100.00%	0	0.00%	548 100.00%
Undervotes:		49		0		49
Overvotes:		0		0		0
Unresolved write-in votes:		2		0		2

<b>San Juan County Council Residency District Commissioner 2 - 4-year term - vote for one</b>						
Choice	Party	Absentee Voting		Early Voting		Total
Cindy Wolf		250	48.73%	0	0.00%	250 48.73%
Rick Hughes		185	36.06%	0	0.00%	185 36.06%
Michael Durland		75	14.62%	0	0.00%	75 14.62%
Mindy Kayl (W)		3	0.58%	0	0.00%	3 0.58%
Cast Votes:		513	100.00%	0	0.00%	513 100.00%
Undervotes:		83		0		83
Overvotes:		0		0		0
Unresolved write-in votes:		3		0		3

**Precinct Results Report**

2020 Primary

Run Time 9:43 AM  
Run Date 08/18/2020

**San Juan County**

Primary

8/4/2020

Page 43

**Official Results**

Registered Voters  
9418 of 13727 = 68.61%

Precincts Reporting  
0 of 19 = 0.00%

**15 San Juan North**

486 of 715 registered voters = 67.97%

**U.S. Representative - 2-year term - vote for one**

Choice	Party	Absentee Voting		Early Voting		Total	
Timothy S. Hazelo		75	15.82%	0	0.00%	75	15.82%
Tim Uy		56	11.81%	0	0.00%	56	11.81%
Kari Ilonummi		4	0.84%	0	0.00%	4	0.84%
Rick Larsen		257	54.22%	0	0.00%	257	54.22%
James Dean Golder		3	0.63%	0	0.00%	3	0.63%
Carrie R. Kennedy		17	3.59%	0	0.00%	17	3.59%
Cody Hart		12	2.53%	0	0.00%	12	2.53%
Jason Call		50	10.55%	0	0.00%	50	10.55%
Cast Votes:		474	100.00%	0	0.00%	474	100.00%
Undervotes:		9		0		9	
Overvotes:		3		0		3	
Unresolved write-in votes:		0		0		0	

**Governor - 4-year term - vote for one**

Choice	Party	Absentee Voting		Early Voting		Total	
Alex Tsimerman		0	0.00%	0	0.00%	0	0.00%
Phil Fortunato		7	1.46%	0	0.00%	7	1.46%
Ryan Ryals		0	0.00%	0	0.00%	0	0.00%
Leon Aaron Lawson		12	2.50%	0	0.00%	12	2.50%
Henry Clay Dennison		0	0.00%	0	0.00%	0	0.00%
Tim Eyman		35	7.29%	0	0.00%	35	7.29%
Liz Hallock		4	0.83%	0	0.00%	4	0.83%
Goodspaceguy		0	0.00%	0	0.00%	0	0.00%
Omar Tahir Garrett		3	0.63%	0	0.00%	3	0.63%
Don L. Rivers		2	0.42%	0	0.00%	2	0.42%
Martin L. 'Iceman' Wheeler		0	0.00%	0	0.00%	0	0.00%
Raul Garcia		13	2.71%	0	0.00%	13	2.71%
Tylor Grow		0	0.00%	0	0.00%	0	0.00%
Winston Wilkes		0	0.00%	0	0.00%	0	0.00%
Brian R. Weed		1	0.21%	0	0.00%	1	0.21%
Thor Amundson		0	0.00%	0	0.00%	0	0.00%
Gene Hart		1	0.21%	0	0.00%	1	0.21%
William (Bill) Miller		0	0.00%	0	0.00%	0	0.00%
Matthew Murray		0	0.00%	0	0.00%	0	0.00%
Dylan B. Nails		0	0.00%	0	0.00%	0	0.00%

**Precinct Results Report**

2020 Primary

Run Time 9:43 AM  
Run Date 08/18/2020

**San Juan County**

Primary

8/4/2020

Page 44

**Official Results**

Registered Voters  
9418 of 13727 = 68.61%

Precincts Reporting  
0 of 19 = 0.00%

**15 San Juan North**

486 of 715 registered voters = 67.97%

**Governor - 4-year term - vote for one**

Choice	Party	Absentee Voting		Early Voting		Total	
Cameron M. Vessey		0	0.00%	0	0.00%	0	0.00%
David W. Blomstrom		0	0.00%	0	0.00%	0	0.00%
Anton Sakharov		2	0.42%	0	0.00%	2	0.42%
Craig Campbell		0	0.00%	0	0.00%	0	0.00%
Nate Herzog		1	0.21%	0	0.00%	1	0.21%
Cregan M. Newhouse		0	0.00%	0	0.00%	0	0.00%
Ian Gonzales		0	0.00%	0	0.00%	0	0.00%
Cairo D'Almeida		1	0.21%	0	0.00%	1	0.21%
Elaina J. Gonzalez		2	0.42%	0	0.00%	2	0.42%
Jay Inslee		286	59.58%	0	0.00%	286	59.58%
Joshua Freed		33	6.88%	0	0.00%	33	6.88%
David Voltz		0	0.00%	0	0.00%	0	0.00%
Joshua Wolf		3	0.63%	0	0.00%	3	0.63%
Loren Culp		74	15.42%	0	0.00%	74	15.42%
Richard L. Carpenter		0	0.00%	0	0.00%	0	0.00%
Bill Hirt		0	0.00%	0	0.00%	0	0.00%
Cast Votes:		480	100.00%	0	0.00%	480	100.00%
Undervotes:		6		0		6	
Overvotes:		0		0		0	
Unresolved write-in votes:		0		0		0	

**Precinct Results Report**

2020 Primary

Run Time 9:43 AM  
Run Date 08/18/2020**San Juan County**

Primary

8/4/2020

Page 45

**Official Results**Registered Voters  
9418 of 13727 = 68.61%Precincts Reporting  
0 of 19 = 0.00%**15 San Juan North**

486 of 715 registered voters = 67.97%

**Lt. Governor - 4 -year term - vote for one**

Choice	Party	Absentee Voting		Early Voting		Total	
Joseph Brumbles		31	6.87%	0	0.00%	31	6.87%
Jared Frerichs		7	1.55%	0	0.00%	7	1.55%
Ann Davison Sattler		32	7.10%	0	0.00%	32	7.10%
James R. Rafferty		11	2.44%	0	0.00%	11	2.44%
Marko Lias		81	17.96%	0	0.00%	81	17.96%
Matt Seymour		8	1.77%	0	0.00%	8	1.77%
Michelle Jasmer		49	10.86%	0	0.00%	49	10.86%
Bill Penor		7	1.55%	0	0.00%	7	1.55%
Richard (Dick) Muri		29	6.43%	0	0.00%	29	6.43%
Denny Heck		131	29.05%	0	0.00%	131	29.05%
Marty McClendon		65	14.41%	0	0.00%	65	14.41%
Cast Votes:		451	100.00%	0	0.00%	451	100.00%
Undervotes:		35		0		35	
Overvotes:		0		0		0	
Unresolved write-in votes:		0		0		0	

**Secretary of State - 4-year term - vote for one**

Choice	Party	Absentee Voting		Early Voting		Total	
Ed Minger		13	2.82%	0	0.00%	13	2.82%
Gentry Lange		9	1.95%	0	0.00%	9	1.95%
Kim Wyman		218	47.29%	0	0.00%	218	47.29%
Gael Tarleton		221	47.94%	0	0.00%	221	47.94%
Cast Votes:		461	100.00%	0	0.00%	461	100.00%
Undervotes:		25		0		25	
Overvotes:		0		0		0	
Unresolved write-in votes:		0		0		0	

**Precinct Results Report**

2020 Primary

Run Time 9:43 AM  
Run Date 08/18/2020

**San Juan County**

Primary

8/4/2020  
Page 46

**Official Results**

Registered Voters  
9418 of 13727 = 68.61%

Precincts Reporting  
0 of 19 = 0.00%

**15 San Juan North**

486 of 715 registered voters = 67.97%

**State Treasurer - 4-year term - vote for one**

Choice	Party	Absentee Voting		Early Voting		Total	
Duane A. Davidson		189	41.00%	0	0.00%	189	41.00%
Mike Pellicciotti		272	59.00%	0	0.00%	272	59.00%
Cast Votes:		461	100.00%	0	0.00%	461	100.00%
Undervotes:		25		0		25	
Overvotes:		0		0		0	
Unresolved write-in votes:		0		0		0	

**State Auditor - 4-year term - vote for one**

Choice	Party	Absentee Voting		Early Voting		Total	
Joshua Casey		57	12.78%	0	0.00%	57	12.78%
Chris Leyba		167	37.44%	0	0.00%	167	37.44%
Pat (Patrice) McCarthy		222	49.78%	0	0.00%	222	49.78%
Cast Votes:		446	100.00%	0	0.00%	446	100.00%
Undervotes:		40		0		40	
Overvotes:		0		0		0	
Unresolved write-in votes:		0		0		0	

**Attorney General - 4-year term - vote for one**

Choice	Party	Absentee Voting		Early Voting		Total	
Matt Larkin		115	24.63%	0	0.00%	115	24.63%
Mike Vaska		27	5.78%	0	0.00%	27	5.78%
Brett Rogers		33	7.07%	0	0.00%	33	7.07%
Bob Ferguson		292	62.53%	0	0.00%	292	62.53%
Cast Votes:		467	100.00%	0	0.00%	467	100.00%
Undervotes:		19		0		19	
Overvotes:		0		0		0	
Unresolved write-in votes:		0		0		0	

**Precinct Results Report**

2020 Primary

Run Time 9:43 AM  
Run Date 08/18/2020

**San Juan County**

Primary

8/4/2020

Page 47

**Official Results**

Registered Voters  
9418 of 13727 = 68.61%

Precincts Reporting  
0 of 19 = 0.00%

**15 San Juan North**

486 of 715 registered voters = 67.97%

**Commissioner of Public Lands - 4-year term - vote for one**

Choice	Party	Absentee Voting		Early Voting		Total	
Cameron Whitney		24	5.35%	0	0.00%	24	5.35%
Steve Sharon		25	5.57%	0	0.00%	25	5.57%
Hilary Franz		243	54.12%	0	0.00%	243	54.12%
Kelsey Reyes		14	3.12%	0	0.00%	14	3.12%
Maryam Abasbarzy		2	0.45%	0	0.00%	2	0.45%
Sue Kuehl Pederson		113	25.17%	0	0.00%	113	25.17%
Frank Wallbrown		28	6.24%	0	0.00%	28	6.24%
Cast Votes:		449	100.00%	0	0.00%	449	100.00%
Undervotes:		36		0		36	
Overvotes:		0		0		0	
Unresolved write-in votes:		1		0		1	

**Superintendent of Public Instruction - 4-year term - vote for one**

Choice	Party	Absentee Voting		Early Voting		Total	
Ron Higgins		87	22.42%	0	0.00%	87	22.42%
Maia Espinoza		92	23.71%	0	0.00%	92	23.71%
Stan Lippmann		14	3.61%	0	0.00%	14	3.61%
David Spring		11	2.84%	0	0.00%	11	2.84%
Dennis Wick		17	4.38%	0	0.00%	17	4.38%
Chris Reykdal		167	43.04%	0	0.00%	167	43.04%
Cast Votes:		388	100.00%	0	0.00%	388	100.00%
Undervotes:		97		0		97	
Overvotes:		0		0		0	
Unresolved write-in votes:		1		0		1	

**Insurance Commissioner - 4-year term - vote for one**

Choice	Party	Absentee Voting		Early Voting		Total	
Anthony Welti		73	15.84%	0	0.00%	73	15.84%
Chirayu Avinash Patel		94	20.39%	0	0.00%	94	20.39%
Mike Kreidler		294	63.77%	0	0.00%	294	63.77%
Cast Votes:		461	100.00%	0	0.00%	461	100.00%
Undervotes:		25		0		25	
Overvotes:		0		0		0	
Unresolved write-in votes:		0		0		0	

**Precinct Results Report**

2020 Primary

Run Time 9:43 AM  
Run Date 08/18/2020

**San Juan County**

Primary

8/4/2020

Page 48

**Official Results**

Registered Voters  
9418 of 13727 = 68.61%

Precincts Reporting  
0 of 19 = 0.00%

**15 San Juan North**

486 of 715 registered voters = 67.97%

**State Senator - 4-year term - vote for one**

Choice	Party	Absentee Voting		Early Voting		Total	
Charles Carrell		171	36.46%	0	0.00%	171	36.46%
Elizabeth (Liz) Lovelett		298	63.54%	0	0.00%	298	63.54%
Cast Votes:		469	100.00%	0	0.00%	469	100.00%
Undervotes:		17		0		17	
Overvotes:		0		0		0	
Unresolved write-in votes:		0		0		0	

**State Representative Position 1 - 2-year term - vote for one**

Choice	Party	Absentee Voting		Early Voting		Total	
Debra Lekanoff		302	100.00%	0	0.00%	302	100.00%
Cast Votes:		302	100.00%	0	0.00%	302	100.00%
Undervotes:		152		0		152	
Overvotes:		0		0		0	
Unresolved write-in votes:		32		0		32	

**State Representative Position 2 - 2-Year Short and Full Term - vote for one**

Choice	Party	Absentee Voting		Early Voting		Total	
Alex Ramel		283	61.26%	0	0.00%	283	61.26%
Russ Dzialo		179	38.74%	0	0.00%	179	38.74%
Cast Votes:		462	100.00%	0	0.00%	462	100.00%
Undervotes:		24		0		24	
Overvotes:		0		0		0	
Unresolved write-in votes:		0		0		0	

**Precinct Results Report**

2020 Primary

Run Time 9:43 AM  
Run Date 08/18/2020

**San Juan County**

Primary

8/4/2020

Page 49

**Official Results**

Registered Voters  
9418 of 13727 = 68.61%

Precincts Reporting  
0 of 19 = 0.00%

**15 San Juan North**

486 of 715 registered voters = 67.97%

**San Juan County Council Residency District Commissioner 1 - 4-year term - vote for one**

Choice	Party	Absentee Voting		Early Voting		Total	
Ryan T. Palmateer		80	18.65%	0	0.00%	80	18.65%
Steve Wehrly		34	7.93%	0	0.00%	34	7.93%
Christine Minney		198	46.15%	0	0.00%	198	46.15%
Sharon Kivisto		73	17.02%	0	0.00%	73	17.02%
Daniel Miller		44	10.26%	0	0.00%	44	10.26%
Cast Votes:		429	100.00%	0	0.00%	429	100.00%
Undervotes:		55		0		55	
Overvotes:		0		0		0	
Unresolved write-in votes:		2		0		2	

**San Juan County Council Residency District Commissioner 2 - 4-year term - vote for one**

Choice	Party	Absentee Voting		Early Voting		Total	
Cindy Wolf		161	39.08%	0	0.00%	161	39.08%
Rick Hughes		192	46.60%	0	0.00%	192	46.60%
Michael Durland		59	14.32%	0	0.00%	59	14.32%
Mindy Kayl (W)		0	0.00%	0	0.00%	0	0.00%
Cast Votes:		412	100.00%	0	0.00%	412	100.00%
Undervotes:		72		0		72	
Overvotes:		0		0		0	
Unresolved write-in votes:		2		0		2	

**Precinct Results Report**

2020 Primary

Run Time 9:43 AM  
Run Date 08/18/2020

**San Juan County**

Primary

8/4/2020

Page 50

**Official Results**

Registered Voters  
9418 of 13727 = 68.61%

Precincts Reporting  
0 of 19 = 0.00%

**16 San Juan East**

471 of 696 registered voters = 67.67%

**U.S. Representative - 2-year term - vote for one**

Choice	Party	Absentee Voting		Early Voting		Total	
Timothy S. Hazelo		62	13.63%	0	0.00%	62	13.63%
Tim Uy		21	4.62%	0	0.00%	21	4.62%
Kari Ilonummi		3	0.66%	0	0.00%	3	0.66%
Rick Larsen		279	61.32%	0	0.00%	279	61.32%
James Dean Golder		2	0.44%	0	0.00%	2	0.44%
Carrie R. Kennedy		9	1.98%	0	0.00%	9	1.98%
Cody Hart		7	1.54%	0	0.00%	7	1.54%
Jason Call		72	15.82%	0	0.00%	72	15.82%
Cast Votes:		455	100.00%	0	0.00%	455	100.00%
Undervotes:		15		0		15	
Overvotes:		1		0		1	
Unresolved write-in votes:		0		0		0	

**Governor - 4-year term - vote for one**

Choice	Party	Absentee Voting		Early Voting		Total	
Alex Tsimerman		0	0.00%	0	0.00%	0	0.00%
Phil Fortunato		8	1.72%	0	0.00%	8	1.72%
Ryan Ryals		1	0.22%	0	0.00%	1	0.22%
Leon Aaron Lawson		5	1.08%	0	0.00%	5	1.08%
Henry Clay Dennison		1	0.22%	0	0.00%	1	0.22%
Tim Eyman		10	2.15%	0	0.00%	10	2.15%
Liz Hallock		5	1.08%	0	0.00%	5	1.08%
Goodspaceguy		0	0.00%	0	0.00%	0	0.00%
Omar Tahir Garrett		2	0.43%	0	0.00%	2	0.43%
Don L. Rivers		2	0.43%	0	0.00%	2	0.43%
Martin L. 'Iceman' Wheeler		0	0.00%	0	0.00%	0	0.00%
Raul Garcia		12	2.58%	0	0.00%	12	2.58%
Tylor Grow		0	0.00%	0	0.00%	0	0.00%
Winston Wilkes		1	0.22%	0	0.00%	1	0.22%
Brian R. Weed		1	0.22%	0	0.00%	1	0.22%
Thor Amundson		0	0.00%	0	0.00%	0	0.00%
Gene Hart		0	0.00%	0	0.00%	0	0.00%
William (Bill) Miller		1	0.22%	0	0.00%	1	0.22%
Matthew Murray		1	0.22%	0	0.00%	1	0.22%
Dylan B. Nails		0	0.00%	0	0.00%	0	0.00%

**Precinct Results Report**

2020 Primary

Run Time 9:43 AM  
Run Date 08/18/2020

**San Juan County**

Primary

8/4/2020

Page 51

**Official Results**

Registered Voters  
9418 of 13727 = 68.61%

Precincts Reporting  
0 of 19 = 0.00%

**16 San Juan East**

471 of 696 registered voters = 67.67%

**Governor - 4-year term - vote for one**

Choice	Party	Absentee Voting		Early Voting		Total	
Cameron M. Vessey		0	0.00%	0	0.00%	0	0.00%
David W. Blomstrom		0	0.00%	0	0.00%	0	0.00%
Anton Sakharov		0	0.00%	0	0.00%	0	0.00%
Craig Campbell		0	0.00%	0	0.00%	0	0.00%
Nate Herzog		0	0.00%	0	0.00%	0	0.00%
Cregan M. Newhouse		0	0.00%	0	0.00%	0	0.00%
Ian Gonzales		1	0.22%	0	0.00%	1	0.22%
Cairo D'Almeida		1	0.22%	0	0.00%	1	0.22%
Elaina J. Gonzalez		0	0.00%	0	0.00%	0	0.00%
Jay Inslee		336	72.26%	0	0.00%	336	72.26%
Joshua Freed		28	6.02%	0	0.00%	28	6.02%
David Voltz		0	0.00%	0	0.00%	0	0.00%
Joshua Wolf		0	0.00%	0	0.00%	0	0.00%
Loren Culp		49	10.54%	0	0.00%	49	10.54%
Richard L. Carpenter		0	0.00%	0	0.00%	0	0.00%
Bill Hirt		0	0.00%	0	0.00%	0	0.00%
Cast Votes:		465	100.00%	0	0.00%	465	100.00%
Undervotes:		6		0		6	
Overvotes:		0		0		0	
Unresolved write-in votes:		0		0		0	

**Precinct Results Report**

2020 Primary

Run Time 9:43 AM  
Run Date 08/18/2020

**San Juan County**

Primary

8/4/2020

Page 52

**Official Results**

Registered Voters  
9418 of 13727 = 68.61%

Precincts Reporting  
0 of 19 = 0.00%

**16 San Juan East**

471 of 696 registered voters = 67.67%

**Lt. Governor - 4 -year term - vote for one**

Choice	Party	Absentee Voting		Early Voting		Total	
Joseph Brumbles		5	1.18%	0	0.00%	5	1.18%
Jared Frerichs		7	1.65%	0	0.00%	7	1.65%
Ann Davison Sattler		26	6.15%	0	0.00%	26	6.15%
James R. Rafferty		12	2.84%	0	0.00%	12	2.84%
Marko Lias		84	19.86%	0	0.00%	84	19.86%
Matt Seymour		2	0.47%	0	0.00%	2	0.47%
Michelle Jasmer		48	11.35%	0	0.00%	48	11.35%
Bill Penor		1	0.24%	0	0.00%	1	0.24%
Richard (Dick) Muri		15	3.55%	0	0.00%	15	3.55%
Denny Heck		168	39.72%	0	0.00%	168	39.72%
Marty McClendon		55	13.00%	0	0.00%	55	13.00%
Cast Votes:		423	100.00%	0	0.00%	423	100.00%
Undervotes:		48		0		48	
Overvotes:		0		0		0	
Unresolved write-in votes:		0		0		0	

**Secretary of State - 4-year term - vote for one**

Choice	Party	Absentee Voting		Early Voting		Total	
Ed Minger		10	2.27%	0	0.00%	10	2.27%
Gentry Lange		8	1.81%	0	0.00%	8	1.81%
Kim Wyman		161	36.51%	0	0.00%	161	36.51%
Gael Tarleton		262	59.41%	0	0.00%	262	59.41%
Cast Votes:		441	100.00%	0	0.00%	441	100.00%
Undervotes:		30		0		30	
Overvotes:		0		0		0	
Unresolved write-in votes:		0		0		0	

**Precinct Results Report**

2020 Primary

Run Time 9:43 AM  
Run Date 08/18/2020**San Juan County**

Primary

8/4/2020

Page 53

**Official Results**Registered Voters  
9418 of 13727 = 68.61%Precincts Reporting  
0 of 19 = 0.00%**16 San Juan East**

471 of 696 registered voters = 67.67%

**State Treasurer - 4-year term - vote for one**

Choice	Party	Absentee Voting		Early Voting		Total	
Duane A. Davidson		117	26.53%	0	0.00%	117	26.53%
Mike Pellicciotti		324	73.47%	0	0.00%	324	73.47%
Cast Votes:		441	100.00%	0	0.00%	441	100.00%
Undervotes:		30		0		30	
Overvotes:		0		0		0	
Unresolved write-in votes:		0		0		0	

**State Auditor - 4-year term - vote for one**

Choice	Party	Absentee Voting		Early Voting		Total	
Joshua Casey		48	11.48%	0	0.00%	48	11.48%
Chris Leyba		103	24.64%	0	0.00%	103	24.64%
Pat (Patrice) McCarthy		267	63.88%	0	0.00%	267	63.88%
Cast Votes:		418	100.00%	0	0.00%	418	100.00%
Undervotes:		53		0		53	
Overvotes:		0		0		0	
Unresolved write-in votes:		0		0		0	

**Attorney General - 4-year term - vote for one**

Choice	Party	Absentee Voting		Early Voting		Total	
Matt Larkin		73	16.29%	0	0.00%	73	16.29%
Mike Vaska		17	3.79%	0	0.00%	17	3.79%
Brett Rogers		20	4.46%	0	0.00%	20	4.46%
Bob Ferguson		338	75.45%	0	0.00%	338	75.45%
Cast Votes:		448	100.00%	0	0.00%	448	100.00%
Undervotes:		23		0		23	
Overvotes:		0		0		0	
Unresolved write-in votes:		0		0		0	

**Precinct Results Report**

2020 Primary

Run Time 9:43 AM  
Run Date 08/18/2020**San Juan County**

Primary

8/4/2020

Page 54

**Official Results**Registered Voters  
9418 of 13727 = 68.61%Precincts Reporting  
0 of 19 = 0.00%**16 San Juan East**

471 of 696 registered voters = 67.67%

**Commissioner of Public Lands - 4-year term - vote for one**

Choice	Party	Absentee Voting		Early Voting		Total	
Cameron Whitney		13	3.05%	0	0.00%	13	3.05%
Steve Sharon		13	3.05%	0	0.00%	13	3.05%
Hilary Franz		296	69.48%	0	0.00%	296	69.48%
Kelsey Reyes		8	1.88%	0	0.00%	8	1.88%
Maryam Abasbarzy		3	0.70%	0	0.00%	3	0.70%
Sue Kuehl Pederson		68	15.96%	0	0.00%	68	15.96%
Frank Wallbrown		25	5.87%	0	0.00%	25	5.87%
Cast Votes:		426	100.00%	0	0.00%	426	100.00%
Undervotes:		45		0		45	
Overvotes:		0		0		0	
Unresolved write-in votes:		0		0		0	

**Superintendent of Public Instruction - 4-year term - vote for one**

Choice	Party	Absentee Voting		Early Voting		Total	
Ron Higgins		67	17.63%	0	0.00%	67	17.63%
Maia Espinoza		98	25.79%	0	0.00%	98	25.79%
Stan Lippmann		5	1.32%	0	0.00%	5	1.32%
David Spring		6	1.58%	0	0.00%	6	1.58%
Dennis Wick		3	0.79%	0	0.00%	3	0.79%
Chris Reykdal		201	52.89%	0	0.00%	201	52.89%
Cast Votes:		380	100.00%	0	0.00%	380	100.00%
Undervotes:		89		0		89	
Overvotes:		0		0		0	
Unresolved write-in votes:		2		0		2	

**Insurance Commissioner - 4-year term - vote for one**

Choice	Party	Absentee Voting		Early Voting		Total	
Anthony Welti		49	11.50%	0	0.00%	49	11.50%
Chirayu Avinash Patel		56	13.15%	0	0.00%	56	13.15%
Mike Kreidler		321	75.35%	0	0.00%	321	75.35%
Cast Votes:		426	100.00%	0	0.00%	426	100.00%
Undervotes:		45		0		45	
Overvotes:		0		0		0	
Unresolved write-in votes:		0		0		0	

**Precinct Results Report**

2020 Primary

Run Time 9:43 AM  
Run Date 08/18/2020**San Juan County**

Primary

8/4/2020

Page 55

**Official Results**Registered Voters  
9418 of 13727 = 68.61%Precincts Reporting  
0 of 19 = 0.00%**16 San Juan East**

471 of 696 registered voters = 67.67%

**State Senator - 4-year term - vote for one**

Choice	Party	Absentee Voting		Early Voting		Total	
Charles Carrell		107	23.73%	0	0.00%	107	23.73%
Elizabeth (Liz) Lovelett		344	76.27%	0	0.00%	344	76.27%
Cast Votes:		451	100.00%	0	0.00%	451	100.00%
Undervotes:		20		0		20	
Overvotes:		0		0		0	
Unresolved write-in votes:		0		0		0	

**State Representative Position 1 - 2-year term - vote for one**

Choice	Party	Absentee Voting		Early Voting		Total	
Debra Lekanoff		337	100.00%	0	0.00%	337	100.00%
Cast Votes:		337	100.00%	0	0.00%	337	100.00%
Undervotes:		109		0		109	
Overvotes:		0		0		0	
Unresolved write-in votes:		25		0		25	

**State Representative Position 2 - 2-Year Short and Full Term - vote for one**

Choice	Party	Absentee Voting		Early Voting		Total	
Alex Ramel		340	76.40%	0	0.00%	340	76.40%
Russ Dzialo		105	23.60%	0	0.00%	105	23.60%
Cast Votes:		445	100.00%	0	0.00%	445	100.00%
Undervotes:		26		0		26	
Overvotes:		0		0		0	
Unresolved write-in votes:		0		0		0	

**Precinct Results Report**

2020 Primary

Run Time 9:43 AM  
Run Date 08/18/2020

**San Juan County**

Primary

8/4/2020

Page 56

**Official Results**

Registered Voters  
9418 of 13727 = 68.61%

Precincts Reporting  
0 of 19 = 0.00%

**16 San Juan East**

471 of 696 registered voters = 67.67%

**San Juan County Council Residency District Commissioner 1 - 4-year term - vote for one**

Choice	Party	Absentee Voting		Early Voting		Total	
Ryan T. Palmateer		120	27.40%	0	0.00%	120	27.40%
Steve Wehrly		26	5.94%	0	0.00%	26	5.94%
Christine Minney		189	43.15%	0	0.00%	189	43.15%
Sharon Kivisto		77	17.58%	0	0.00%	77	17.58%
Daniel Miller		26	5.94%	0	0.00%	26	5.94%
Cast Votes:		438	100.00%	0	0.00%	438	100.00%
Undervotes:		30		0		30	
Overvotes:		1		0		1	
Unresolved write-in votes:		2		0		2	

**San Juan County Council Residency District Commissioner 2 - 4-year term - vote for one**

Choice	Party	Absentee Voting		Early Voting		Total	
Cindy Wolf		198	46.37%	0	0.00%	198	46.37%
Rick Hughes		172	40.28%	0	0.00%	172	40.28%
Michael Durland		57	13.35%	0	0.00%	57	13.35%
Mindy Kayl (W)		0	0.00%	0	0.00%	0	0.00%
Cast Votes:		427	100.00%	0	0.00%	427	100.00%
Undervotes:		43		0		43	
Overvotes:		0		0		0	
Unresolved write-in votes:		1		0		1	

**Precinct Results Report**

2020 Primary

Run Time 9:43 AM  
Run Date 08/18/2020

**San Juan County**

Primary

8/4/2020

Page 57

**Official Results**

Registered Voters  
9418 of 13727 = 68.61%

Precincts Reporting  
0 of 19 = 0.00%

**17 Turn Point** 256 of 388 registered voters = 65.98%

**U.S. Representative - 2-year term - vote for one**

Choice	Party	Absentee Voting		Early Voting		Total	
Timothy S. Hazelo		34	13.93%	0	0.00%	34	13.93%
Tim Uy		9	3.69%	0	0.00%	9	3.69%
Kari Ilonummi		4	1.64%	0	0.00%	4	1.64%
Rick Larsen		132	54.10%	0	0.00%	132	54.10%
James Dean Golder		1	0.41%	0	0.00%	1	0.41%
Carrie R. Kennedy		7	2.87%	0	0.00%	7	2.87%
Cody Hart		12	4.92%	0	0.00%	12	4.92%
Jason Call		45	18.44%	0	0.00%	45	18.44%
Cast Votes:		244	100.00%	0	0.00%	244	100.00%
Undervotes:		11		0		11	
Overvotes:		1		0		1	
Unresolved write-in votes:		0		0		0	

**Governor - 4-year term - vote for one**

Choice	Party	Absentee Voting		Early Voting		Total	
Alex Tsimerman		0	0.00%	0	0.00%	0	0.00%
Phil Fortunato		8	3.20%	0	0.00%	8	3.20%
Ryan Ryals		0	0.00%	0	0.00%	0	0.00%
Leon Aaron Lawson		4	1.60%	0	0.00%	4	1.60%
Henry Clay Dennison		1	0.40%	0	0.00%	1	0.40%
Tim Eyman		10	4.00%	0	0.00%	10	4.00%
Liz Hallock		1	0.40%	0	0.00%	1	0.40%
Goodspaceguy		0	0.00%	0	0.00%	0	0.00%
Omari Tahir Garrett		0	0.00%	0	0.00%	0	0.00%
Don L. Rivers		1	0.40%	0	0.00%	1	0.40%
Martin L. 'Iceman' Wheeler		0	0.00%	0	0.00%	0	0.00%
Raul Garcia		4	1.60%	0	0.00%	4	1.60%
Tylor Grow		0	0.00%	0	0.00%	0	0.00%
Winston Wilkes		0	0.00%	0	0.00%	0	0.00%
Brian R. Weed		0	0.00%	0	0.00%	0	0.00%
Thor Amundson		1	0.40%	0	0.00%	1	0.40%
Gene Hart		3	1.20%	0	0.00%	3	1.20%
William (Bill) Miller		0	0.00%	0	0.00%	0	0.00%
Matthew Murray		0	0.00%	0	0.00%	0	0.00%
Dylan B. Nails		0	0.00%	0	0.00%	0	0.00%

**Precinct Results Report**

2020 Primary

Run Time 9:43 AM  
Run Date 08/18/2020

**San Juan County**

Primary

8/4/2020

Page 58

**Official Results**

Registered Voters  
9418 of 13727 = 68.61%

Precincts Reporting  
0 of 19 = 0.00%

**17 Turn Point** 256 of 388 registered voters = 65.98%

<b>Governor - 4-year term - vote for one</b>							
<b>Choice</b>	<b>Party</b>	<b>Absentee Voting</b>		<b>Early Voting</b>		<b>Total</b>	
Cameron M. Vessey		0	0.00%	0	0.00%	0	0.00%
David W. Blomstrom		0	0.00%	0	0.00%	0	0.00%
Anton Sakharov		0	0.00%	0	0.00%	0	0.00%
Craig Campbell		0	0.00%	0	0.00%	0	0.00%
Nate Herzog		0	0.00%	0	0.00%	0	0.00%
Cregan M. Newhouse		0	0.00%	0	0.00%	0	0.00%
Ian Gonzales		0	0.00%	0	0.00%	0	0.00%
Cairo D'Almeida		1	0.40%	0	0.00%	1	0.40%
Elaina J. Gonzalez		1	0.40%	0	0.00%	1	0.40%
Jay Inslee		160	64.00%	0	0.00%	160	64.00%
Joshua Freed		20	8.00%	0	0.00%	20	8.00%
David Voltz		1	0.40%	0	0.00%	1	0.40%
Joshua Wolf		0	0.00%	0	0.00%	0	0.00%
Loren Culp		32	12.80%	0	0.00%	32	12.80%
Richard L. Carpenter		1	0.40%	0	0.00%	1	0.40%
Bill Hirt		1	0.40%	0	0.00%	1	0.40%
Cast Votes:		250	100.00%	0	0.00%	250	100.00%
Undervotes:		6		0		6	
Overvotes:		0		0		0	
Unresolved write-in votes:		0		0		0	

**Precinct Results Report**

2020 Primary

Run Time 9:43 AM  
Run Date 08/18/2020**San Juan County**

Primary

8/4/2020

Page 59

**Official Results**Registered Voters  
9418 of 13727 = 68.61%Precincts Reporting  
0 of 19 = 0.00%**17 Turn Point**

256 of 388 registered voters = 65.98%

**Lt. Governor - 4-year term - vote for one**

Choice	Party	Absentee Voting		Early Voting		Total	
Joseph Brumbles		13	5.75%	0	0.00%	13	5.75%
Jared Frerichs		5	2.21%	0	0.00%	5	2.21%
Ann Davison Sattler		9	3.98%	0	0.00%	9	3.98%
James R. Rafferty		3	1.33%	0	0.00%	3	1.33%
Marko Lias		50	22.12%	0	0.00%	50	22.12%
Matt Seymour		6	2.65%	0	0.00%	6	2.65%
Michelle Jasmer		22	9.73%	0	0.00%	22	9.73%
Bill Penor		4	1.77%	0	0.00%	4	1.77%
Richard (Dick) Muri		4	1.77%	0	0.00%	4	1.77%
Denny Heck		73	32.30%	0	0.00%	73	32.30%
Marty McClendon		37	16.37%	0	0.00%	37	16.37%
Cast Votes:		226	100.00%	0	0.00%	226	100.00%
Undervotes:		29		0		29	
Overvotes:		1		0		1	
Unresolved write-in votes:		0		0		0	

**Secretary of State - 4-year term - vote for one**

Choice	Party	Absentee Voting		Early Voting		Total	
Ed Minger		10	4.05%	0	0.00%	10	4.05%
Gentry Lange		8	3.24%	0	0.00%	8	3.24%
Kim Wyman		94	38.06%	0	0.00%	94	38.06%
Gael Tarleton		135	54.66%	0	0.00%	135	54.66%
Cast Votes:		247	100.00%	0	0.00%	247	100.00%
Undervotes:		9		0		9	
Overvotes:		0		0		0	
Unresolved write-in votes:		0		0		0	

**Precinct Results Report**

2020 Primary

Run Time 9:43 AM  
Run Date 08/18/2020**San Juan County**

Primary

8/4/2020

Page 60

**Official Results**Registered Voters  
9418 of 13727 = 68.61%Precincts Reporting  
0 of 19 = 0.00%**17 Turn Point**

256 of 388 registered voters = 65.98%

**State Treasurer - 4-year term - vote for one**

Choice	Party	Absentee Voting		Early Voting		Total	
Duane A. Davidson		78	32.23%	0	0.00%	78	32.23%
Mike Pellicciotti		164	67.77%	0	0.00%	164	67.77%
Cast Votes:		242	100.00%	0	0.00%	242	100.00%
Undervotes:		14		0		14	
Overvotes:		0		0		0	
Unresolved write-in votes:		0		0		0	

**State Auditor - 4-year term - vote for one**

Choice	Party	Absentee Voting		Early Voting		Total	
Joshua Casey		36	15.13%	0	0.00%	36	15.13%
Chris Leyba		73	30.67%	0	0.00%	73	30.67%
Pat (Patrice) McCarthy		129	54.20%	0	0.00%	129	54.20%
Cast Votes:		238	100.00%	0	0.00%	238	100.00%
Undervotes:		18		0		18	
Overvotes:		0		0		0	
Unresolved write-in votes:		0		0		0	

**Attorney General - 4-year term - vote for one**

Choice	Party	Absentee Voting		Early Voting		Total	
Matt Larkin		53	21.63%	0	0.00%	53	21.63%
Mike Vaska		10	4.08%	0	0.00%	10	4.08%
Brett Rogers		14	5.71%	0	0.00%	14	5.71%
Bob Ferguson		168	68.57%	0	0.00%	168	68.57%
Cast Votes:		245	100.00%	0	0.00%	245	100.00%
Undervotes:		11		0		11	
Overvotes:		0		0		0	
Unresolved write-in votes:		0		0		0	

**Precinct Results Report**

2020 Primary

Run Time 9:43 AM  
Run Date 08/18/2020**San Juan County**

Primary

8/4/2020

Page 61

**Official Results**Registered Voters  
9418 of 13727 = 68.61%Precincts Reporting  
0 of 19 = 0.00%**17 Turn Point**

256 of 388 registered voters = 65.98%

**Commissioner of Public Lands - 4-year term - vote for one**

Choice	Party	Absentee Voting		Early Voting		Total	
Cameron Whitney		14	6.03%	0	0.00%	14	6.03%
Steve Sharon		4	1.72%	0	0.00%	4	1.72%
Hilary Franz		144	62.07%	0	0.00%	144	62.07%
Kelsey Reyes		7	3.02%	0	0.00%	7	3.02%
Maryam Abasbarzy		0	0.00%	0	0.00%	0	0.00%
Sue Kuehl Pederson		53	22.84%	0	0.00%	53	22.84%
Frank Wallbrown		10	4.31%	0	0.00%	10	4.31%
Cast Votes:		232	100.00%	0	0.00%	232	100.00%
Undervotes:		24		0		24	
Overvotes:		0		0		0	
Unresolved write-in votes:		0		0		0	

**Superintendent of Public Instruction - 4-year term - vote for one**

Choice	Party	Absentee Voting		Early Voting		Total	
Ron Higgins		39	18.84%	0	0.00%	39	18.84%
Maia Espinoza		57	27.54%	0	0.00%	57	27.54%
Stan Lippmann		6	2.90%	0	0.00%	6	2.90%
David Spring		4	1.93%	0	0.00%	4	1.93%
Dennis Wick		3	1.45%	0	0.00%	3	1.45%
Chris Reykdal		98	47.34%	0	0.00%	98	47.34%
Cast Votes:		207	100.00%	0	0.00%	207	100.00%
Undervotes:		49		0		49	
Overvotes:		0		0		0	
Unresolved write-in votes:		0		0		0	

**Insurance Commissioner - 4-year term - vote for one**

Choice	Party	Absentee Voting		Early Voting		Total	
Anthony Welti		43	17.92%	0	0.00%	43	17.92%
Chirayu Avinash Patel		38	15.83%	0	0.00%	38	15.83%
Mike Kreidler		159	66.25%	0	0.00%	159	66.25%
Cast Votes:		240	100.00%	0	0.00%	240	100.00%
Undervotes:		16		0		16	
Overvotes:		0		0		0	
Unresolved write-in votes:		0		0		0	

**Precinct Results Report**

2020 Primary

Run Time 9:43 AM  
Run Date 08/18/2020**San Juan County**

Primary

8/4/2020

Page 62

**Official Results**Registered Voters  
9418 of 13727 = 68.61%Precincts Reporting  
0 of 19 = 0.00%**17 Turn Point**

256 of 388 registered voters = 65.98%

**State Senator - 4-year term - vote for one**

Choice	Party	Absentee Voting		Early Voting		Total	
Charles Carrell		78	31.71%	0	0.00%	78	31.71%
Elizabeth (Liz) Lovelett		168	68.29%	0	0.00%	168	68.29%
Cast Votes:		246	100.00%	0	0.00%	246	100.00%
Undervotes:		10		0		10	
Overvotes:		0		0		0	
Unresolved write-in votes:		0		0		0	

**State Representative Position 1 - 2-year term - vote for one**

Choice	Party	Absentee Voting		Early Voting		Total	
Debra Lekanoff		168	100.00%	0	0.00%	168	100.00%
Cast Votes:		168	100.00%	0	0.00%	168	100.00%
Undervotes:		76		0		76	
Overvotes:		0		0		0	
Unresolved write-in votes:		12		0		12	

**State Representative Position 2 - 2-Year Short and Full Term - vote for one**

Choice	Party	Absentee Voting		Early Voting		Total	
Alex Ramel		165	68.75%	0	0.00%	165	68.75%
Russ Dzialo		75	31.25%	0	0.00%	75	31.25%
Cast Votes:		240	100.00%	0	0.00%	240	100.00%
Undervotes:		16		0		16	
Overvotes:		0		0		0	
Unresolved write-in votes:		0		0		0	

**Precinct Results Report**

2020 Primary

Run Time 9:43 AM  
Run Date 08/18/2020

**San Juan County**

Primary

8/4/2020

Page 63

**Official Results**

Registered Voters  
9418 of 13727 = 68.61%

Precincts Reporting  
0 of 19 = 0.00%

**17 Turn Point**

256 of 388 registered voters = 65.98%

**San Juan County Council Residency District Commissioner 1 - 4-year term - vote for one**

Choice	Party	Absentee Voting		Early Voting		Total	
Ryan T. Palmateer		42	17.65%	0	0.00%	42	17.65%
Steve Wehrly		17	7.14%	0	0.00%	17	7.14%
Christine Minney		126	52.94%	0	0.00%	126	52.94%
Sharon Kivisto		43	18.07%	0	0.00%	43	18.07%
Daniel Miller		10	4.20%	0	0.00%	10	4.20%
Cast Votes:		238	100.00%	0	0.00%	238	100.00%
Undervotes:		18		0		18	
Overvotes:		0		0		0	
Unresolved write-in votes:		0		0		0	

**San Juan County Council Residency District Commissioner 2 - 4-year term - vote for one**

Choice	Party	Absentee Voting		Early Voting		Total	
Cindy Wolf		96	42.86%	0	0.00%	96	42.86%
Rick Hughes		94	41.96%	0	0.00%	94	41.96%
Michael Durland		34	15.18%	0	0.00%	34	15.18%
Mindy Kayl (W)		0	0.00%	0	0.00%	0	0.00%
Cast Votes:		224	100.00%	0	0.00%	224	100.00%
Undervotes:		30		0		30	
Overvotes:		0		0		0	
Unresolved write-in votes:		2		0		2	

**Precinct Results Report**

2020 Primary

Run Time 9:43 AM  
Run Date 08/18/2020**San Juan County**

Primary

8/4/2020

Page 64

**Official Results**Registered Voters  
9418 of 13727 = 68.61%Precincts Reporting  
0 of 19 = 0.00%**21 Waldron & Outer Is**

73 of 107 registered voters = 68.22%

**U.S. Representative - 2-year term - vote for one**

Choice	Party	Absentee Voting		Early Voting		Total	
Timothy S. Hazelo		2	2.86%	0	0.00%	2	2.86%
Tim Uy		2	2.86%	0	0.00%	2	2.86%
Kari Ilonummi		0	0.00%	0	0.00%	0	0.00%
Rick Larsen		35	50.00%	0	0.00%	35	50.00%
James Dean Golder		0	0.00%	0	0.00%	0	0.00%
Carrie R. Kennedy		0	0.00%	0	0.00%	0	0.00%
Cody Hart		0	0.00%	0	0.00%	0	0.00%
Jason Call		31	44.29%	0	0.00%	31	44.29%
Cast Votes:		70	100.00%	0	0.00%	70	100.00%
Undervotes:		3		0		3	
Overvotes:		0		0		0	
Unresolved write-in votes:		0		0		0	

**Governor - 4-year term - vote for one**

Choice	Party	Absentee Voting		Early Voting		Total	
Alex Tsimerman		0	0.00%	0	0.00%	0	0.00%
Phil Fortunato		0	0.00%	0	0.00%	0	0.00%
Ryan Ryals		0	0.00%	0	0.00%	0	0.00%
Leon Aaron Lawson		2	2.74%	0	0.00%	2	2.74%
Henry Clay Dennison		0	0.00%	0	0.00%	0	0.00%
Tim Eyman		1	1.37%	0	0.00%	1	1.37%
Liz Hallock		2	2.74%	0	0.00%	2	2.74%
Goodspaceguy		0	0.00%	0	0.00%	0	0.00%
Omari Tahir Garrett		0	0.00%	0	0.00%	0	0.00%
Don L. Rivers		0	0.00%	0	0.00%	0	0.00%
Martin L. 'Iceman' Wheeler		0	0.00%	0	0.00%	0	0.00%
Raul Garcia		2	2.74%	0	0.00%	2	2.74%
Tylor Grow		0	0.00%	0	0.00%	0	0.00%
Winston Wilkes		0	0.00%	0	0.00%	0	0.00%
Brian R. Weed		0	0.00%	0	0.00%	0	0.00%
Thor Amundson		0	0.00%	0	0.00%	0	0.00%
Gene Hart		0	0.00%	0	0.00%	0	0.00%
William (Bill) Miller		0	0.00%	0	0.00%	0	0.00%
Matthew Murray		0	0.00%	0	0.00%	0	0.00%
Dylan B. Nails		0	0.00%	0	0.00%	0	0.00%

**Precinct Results Report**

2020 Primary

Run Time 9:43 AM  
Run Date 08/18/2020

**San Juan County**

Primary

8/4/2020

Page 65

**Official Results**

Registered Voters  
9418 of 13727 = 68.61%

Precincts Reporting  
0 of 19 = 0.00%

**21 Waldron & Outer Is**

73 of 107 registered voters = 68.22%

**Governor - 4-year term - vote for one**

Choice	Party	Absentee Voting		Early Voting		Total	
Cameron M. Vessey		0	0.00%	0	0.00%	0	0.00%
David W. Blomstrom		0	0.00%	0	0.00%	0	0.00%
Anton Sakharov		0	0.00%	0	0.00%	0	0.00%
Craig Campbell		0	0.00%	0	0.00%	0	0.00%
Nate Herzog		0	0.00%	0	0.00%	0	0.00%
Cregan M. Newhouse		0	0.00%	0	0.00%	0	0.00%
Ian Gonzales		0	0.00%	0	0.00%	0	0.00%
Cairo D'Almeida		1	1.37%	0	0.00%	1	1.37%
Elaina J. Gonzalez		0	0.00%	0	0.00%	0	0.00%
Jay Inslee		63	86.30%	0	0.00%	63	86.30%
Joshua Freed		2	2.74%	0	0.00%	2	2.74%
David Voltz		0	0.00%	0	0.00%	0	0.00%
Joshua Wolf		0	0.00%	0	0.00%	0	0.00%
Loren Culp		0	0.00%	0	0.00%	0	0.00%
Richard L. Carpenter		0	0.00%	0	0.00%	0	0.00%
Bill Hirt		0	0.00%	0	0.00%	0	0.00%
Cast Votes:		73	100.00%	0	0.00%	73	100.00%
Undervotes:		0		0		0	
Overvotes:		0		0		0	
Unresolved write-in votes:		0		0		0	

**Precinct Results Report**

2020 Primary

Run Time 9:43 AM  
Run Date 08/18/2020

**San Juan County**

Primary

8/4/2020

Page 66

**Official Results**

Registered Voters  
9418 of 13727 = 68.61%

Precincts Reporting  
0 of 19 = 0.00%

**21 Waldron & Outer Is**

73 of 107 registered voters = 68.22%

**Lt. Governor - 4 -year term - vote for one**

Choice	Party	Absentee Voting		Early Voting		Total	
Joseph Brumbles		2	2.82%	0	0.00%	2	2.82%
Jared Frerichs		0	0.00%	0	0.00%	0	0.00%
Ann Davison Sattler		5	7.04%	0	0.00%	5	7.04%
James R. Rafferty		2	2.82%	0	0.00%	2	2.82%
Marko Lias		41	57.75%	0	0.00%	41	57.75%
Matt Seymour		0	0.00%	0	0.00%	0	0.00%
Michelle Jasmer		8	11.27%	0	0.00%	8	11.27%
Bill Penor		0	0.00%	0	0.00%	0	0.00%
Richard (Dick) Muri		0	0.00%	0	0.00%	0	0.00%
Denny Heck		13	18.31%	0	0.00%	13	18.31%
Marty McClendon		0	0.00%	0	0.00%	0	0.00%
Cast Votes:		71	100.00%	0	0.00%	71	100.00%
Undervotes:		2		0		2	
Overvotes:		0		0		0	
Unresolved write-in votes:		0		0		0	

**Secretary of State - 4-year term - vote for one**

Choice	Party	Absentee Voting		Early Voting		Total	
Ed Minger		1	1.43%	0	0.00%	1	1.43%
Gentry Lange		2	2.86%	0	0.00%	2	2.86%
Kim Wyman		8	11.43%	0	0.00%	8	11.43%
Gael Tarleton		59	84.29%	0	0.00%	59	84.29%
Cast Votes:		70	100.00%	0	0.00%	70	100.00%
Undervotes:		3		0		3	
Overvotes:		0		0		0	
Unresolved write-in votes:		0		0		0	

**Precinct Results Report**

2020 Primary

Run Time 9:43 AM  
Run Date 08/18/2020**San Juan County**

Primary

8/4/2020

Page 67

**Official Results**Registered Voters  
9418 of 13727 = 68.61%Precincts Reporting  
0 of 19 = 0.00%**21 Waldron & Outer Is**

73 of 107 registered voters = 68.22%

**State Treasurer - 4-year term - vote for one**

Choice	Party	Absentee Voting		Early Voting		Total	
Duane A. Davidson		5	7.14%	0	0.00%	5	7.14%
Mike Pellicciotti		65	92.86%	0	0.00%	65	92.86%
Cast Votes:		70	100.00%	0	0.00%	70	100.00%
Undervotes:		3		0		3	
Overvotes:		0		0		0	
Unresolved write-in votes:		0		0		0	

**State Auditor - 4-year term - vote for one**

Choice	Party	Absentee Voting		Early Voting		Total	
Joshua Casey		6	8.96%	0	0.00%	6	8.96%
Chris Leyba		4	5.97%	0	0.00%	4	5.97%
Pat (Patrice) McCarthy		57	85.07%	0	0.00%	57	85.07%
Cast Votes:		67	100.00%	0	0.00%	67	100.00%
Undervotes:		6		0		6	
Overvotes:		0		0		0	
Unresolved write-in votes:		0		0		0	

**Attorney General - 4-year term - vote for one**

Choice	Party	Absentee Voting		Early Voting		Total	
Matt Larkin		3	4.23%	0	0.00%	3	4.23%
Mike Vaska		3	4.23%	0	0.00%	3	4.23%
Brett Rogers		1	1.41%	0	0.00%	1	1.41%
Bob Ferguson		64	90.14%	0	0.00%	64	90.14%
Cast Votes:		71	100.00%	0	0.00%	71	100.00%
Undervotes:		2		0		2	
Overvotes:		0		0		0	
Unresolved write-in votes:		0		0		0	

**Precinct Results Report**

2020 Primary

Run Time 9:43 AM  
Run Date 08/18/2020

**San Juan County**

Primary

8/4/2020

Page 68

**Official Results**

Registered Voters  
9418 of 13727 = 68.61%

Precincts Reporting  
0 of 19 = 0.00%

**21 Waldron & Outer Is**

73 of 107 registered voters = 68.22%

**Commissioner of Public Lands - 4-year term - vote for one**

Choice	Party	Absentee Voting		Early Voting		Total	
Cameron Whitney		0	0.00%	0	0.00%	0	0.00%
Steve Sharon		0	0.00%	0	0.00%	0	0.00%
Hilary Franz		65	94.20%	0	0.00%	65	94.20%
Kelsey Reyes		1	1.45%	0	0.00%	1	1.45%
Maryam Abasbarzy		0	0.00%	0	0.00%	0	0.00%
Sue Kuehl Pederson		2	2.90%	0	0.00%	2	2.90%
Frank Wallbrown		1	1.45%	0	0.00%	1	1.45%
Cast Votes:		69	100.00%	0	0.00%	69	100.00%
Undervotes:		4		0		4	
Overvotes:		0		0		0	
Unresolved write-in votes:		0		0		0	

**Superintendent of Public Instruction - 4-year term - vote for one**

Choice	Party	Absentee Voting		Early Voting		Total	
Ron Higgins		0	0.00%	0	0.00%	0	0.00%
Maia Espinoza		7	11.86%	0	0.00%	7	11.86%
Stan Lippmann		1	1.69%	0	0.00%	1	1.69%
David Spring		0	0.00%	0	0.00%	0	0.00%
Dennis Wick		0	0.00%	0	0.00%	0	0.00%
Chris Reykdal		51	86.44%	0	0.00%	51	86.44%
Cast Votes:		59	100.00%	0	0.00%	59	100.00%
Undervotes:		12		0		12	
Overvotes:		0		0		0	
Unresolved write-in votes:		2		0		2	

**Insurance Commissioner - 4-year term - vote for one**

Choice	Party	Absentee Voting		Early Voting		Total	
Anthony Welti		1	1.41%	0	0.00%	1	1.41%
Chirayu Avinash Patel		2	2.82%	0	0.00%	2	2.82%
Mike Kreidler		68	95.77%	0	0.00%	68	95.77%
Cast Votes:		71	100.00%	0	0.00%	71	100.00%
Undervotes:		2		0		2	
Overvotes:		0		0		0	
Unresolved write-in votes:		0		0		0	

**Precinct Results Report**

2020 Primary

Run Time 9:43 AM  
Run Date 08/18/2020**San Juan County**

Primary

8/4/2020

Page 69

**Official Results**Registered Voters  
9418 of 13727 = 68.61%Precincts Reporting  
0 of 19 = 0.00%**21 Waldron & Outer Is**

73 of 107 registered voters = 68.22%

**State Senator - 4-year term - vote for one**

Choice	Party	Absentee Voting		Early Voting		Total	
Charles Carrell		4	5.71%	0	0.00%	4	5.71%
Elizabeth (Liz) Lovelett		66	94.29%	0	0.00%	66	94.29%
Cast Votes:		70	100.00%	0	0.00%	70	100.00%
Undervotes:		3		0		3	
Overvotes:		0		0		0	
Unresolved write-in votes:		0		0		0	

**State Representative Position 1 - 2-year term - vote for one**

Choice	Party	Absentee Voting		Early Voting		Total	
Debra Lekanoff		62	100.00%	0	0.00%	62	100.00%
Cast Votes:		62	100.00%	0	0.00%	62	100.00%
Undervotes:		11		0		11	
Overvotes:		0		0		0	
Unresolved write-in votes:		0		0		0	

**State Representative Position 2 - 2-Year Short and Full Term - vote for one**

Choice	Party	Absentee Voting		Early Voting		Total	
Alex Ramel		66	94.29%	0	0.00%	66	94.29%
Russ Dzialo		4	5.71%	0	0.00%	4	5.71%
Cast Votes:		70	100.00%	0	0.00%	70	100.00%
Undervotes:		3		0		3	
Overvotes:		0		0		0	
Unresolved write-in votes:		0		0		0	

**Precinct Results Report**

2020 Primary

Run Time 9:43 AM  
Run Date 08/18/2020

**San Juan County**

Primary

8/4/2020

Page 70

**Official Results**

Registered Voters  
9418 of 13727 = 68.61%

Precincts Reporting  
0 of 19 = 0.00%

**21 Waldron & Outer Is**

73 of 107 registered voters = 68.22%

**San Juan County Council Residency District Commissioner 1 - 4-year term - vote for one**

Choice	Party	Absentee Voting		Early Voting		Total	
Ryan T. Palmateer		32	47.76%	0	0.00%	32	47.76%
Steve Wehrly		0	0.00%	0	0.00%	0	0.00%
Christine Minney		18	26.87%	0	0.00%	18	26.87%
Sharon Kivisto		15	22.39%	0	0.00%	15	22.39%
Daniel Miller		2	2.99%	0	0.00%	2	2.99%
Cast Votes:		67	100.00%	0	0.00%	67	100.00%
Undervotes:		6		0		6	
Overvotes:		0		0		0	
Unresolved write-in votes:		0		0		0	

**San Juan County Council Residency District Commissioner 2 - 4-year term - vote for one**

Choice	Party	Absentee Voting		Early Voting		Total	
Cindy Wolf		30	42.86%	0	0.00%	30	42.86%
Rick Hughes		17	24.29%	0	0.00%	17	24.29%
Michael Durland		20	28.57%	0	0.00%	20	28.57%
Mindy Kayl (W)		3	4.29%	0	0.00%	3	4.29%
Cast Votes:		70	100.00%	0	0.00%	70	100.00%
Undervotes:		2		0		2	
Overvotes:		0		0		0	
Unresolved write-in votes:		1		0		1	

**Proposition No. 1 - Replacement Educational Programs and Operations Levy**

Choice	Party	Absentee Voting		Early Voting		Total	
Yes		61	87.14%	0	0.00%	61	87.14%
No		9	12.86%	0	0.00%	9	12.86%
Cast Votes:		70	100.00%	0	0.00%	70	100.00%
Undervotes:		3		0		3	
Overvotes:		0		0		0	
Unresolved write-in votes:		0		0		0	

**Precinct Results Report**

2020 Primary

Run Time 9:43 AM  
Run Date 08/18/2020

**San Juan County**

Primary

8/4/2020

Page 71

**Official Results**

Registered Voters  
9418 of 13727 = 68.61%

Precincts Reporting  
0 of 19 = 0.00%

**22 Orcas West**

746 of 1,093 registered voters = 68.25%

**U.S. Representative - 2-year term - vote for one**

Choice	Party	Absentee Voting		Early Voting		Total	
Timothy S. Hazelo		70	9.82%	0	0.00%	70	9.82%
Tim Uy		32	4.49%	0	0.00%	32	4.49%
Kari Ilonummi		2	0.28%	0	0.00%	2	0.28%
Rick Larsen		430	60.31%	0	0.00%	430	60.31%
James Dean Golder		9	1.26%	0	0.00%	9	1.26%
Carrie R. Kennedy		16	2.24%	0	0.00%	16	2.24%
Cody Hart		24	3.37%	0	0.00%	24	3.37%
Jason Call		130	18.23%	0	0.00%	130	18.23%
Cast Votes:		713	100.00%	0	0.00%	713	100.00%
Undervotes:		29		0		29	
Overvotes:		1		0		1	
Unresolved write-in votes:		3		0		3	

**Governor - 4-year term - vote for one**

Choice	Party	Absentee Voting		Early Voting		Total	
Alex Tsimerman		0	0.00%	0	0.00%	0	0.00%
Phil Fortunato		10	1.38%	0	0.00%	10	1.38%
Ryan Ryals		1	0.14%	0	0.00%	1	0.14%
Leon Aaron Lawson		7	0.96%	0	0.00%	7	0.96%
Henry Clay Dennison		4	0.55%	0	0.00%	4	0.55%
Tim Eyman		23	3.17%	0	0.00%	23	3.17%
Liz Hallock		23	3.17%	0	0.00%	23	3.17%
Goodspaceguy		2	0.28%	0	0.00%	2	0.28%
Omari Tahir Garrett		4	0.55%	0	0.00%	4	0.55%
Don L. Rivers		2	0.28%	0	0.00%	2	0.28%
Martin L. 'Iceman' Wheeler		1	0.14%	0	0.00%	1	0.14%
Raul Garcia		9	1.24%	0	0.00%	9	1.24%
Tylor Grow		0	0.00%	0	0.00%	0	0.00%
Winston Wilkes		0	0.00%	0	0.00%	0	0.00%
Brian R. Weed		0	0.00%	0	0.00%	0	0.00%
Thor Amundson		1	0.14%	0	0.00%	1	0.14%
Gene Hart		0	0.00%	0	0.00%	0	0.00%
William (Bill) Miller		2	0.28%	0	0.00%	2	0.28%
Matthew Murray		0	0.00%	0	0.00%	0	0.00%
Dylan B. Nails		0	0.00%	0	0.00%	0	0.00%

**Precinct Results Report**

2020 Primary

Run Time 9:43 AM  
Run Date 08/18/2020

**San Juan County**

Primary

8/4/2020

Page 72

**Official Results**

Registered Voters  
9418 of 13727 = 68.61%

Precincts Reporting  
0 of 19 = 0.00%

**22 Orcas West**

746 of 1,093 registered voters = 68.25%

**Governor - 4-year term - vote for one**

Choice	Party	Absentee Voting		Early Voting		Total	
Cameron M. Vessey		0	0.00%	0	0.00%	0	0.00%
David W. Blomstrom		0	0.00%	0	0.00%	0	0.00%
Anton Sakharov		4	0.55%	0	0.00%	4	0.55%
Craig Campbell		0	0.00%	0	0.00%	0	0.00%
Nate Herzog		4	0.55%	0	0.00%	4	0.55%
Cregan M. Newhouse		0	0.00%	0	0.00%	0	0.00%
Ian Gonzales		0	0.00%	0	0.00%	0	0.00%
Cairo D'Almeida		2	0.28%	0	0.00%	2	0.28%
Elaina J. Gonzalez		1	0.14%	0	0.00%	1	0.14%
Jay Inslee		510	70.25%	0	0.00%	510	70.25%
Joshua Freed		56	7.71%	0	0.00%	56	7.71%
David Voltz		0	0.00%	0	0.00%	0	0.00%
Joshua Wolf		0	0.00%	0	0.00%	0	0.00%
Loren Culp		58	7.99%	0	0.00%	58	7.99%
Richard L. Carpenter		1	0.14%	0	0.00%	1	0.14%
Bill Hirt		1	0.14%	0	0.00%	1	0.14%
Cast Votes:		726	100.00%	0	0.00%	726	100.00%
Undervotes:		17		0		17	
Overvotes:		3		0		3	
Unresolved write-in votes:		0		0		0	

**Precinct Results Report**

2020 Primary

Run Time 9:43 AM  
Run Date 08/18/2020**San Juan County**

Primary

8/4/2020

Page 73

**Official Results**Registered Voters  
9418 of 13727 = 68.61%Precincts Reporting  
0 of 19 = 0.00%**22 Orcas West**

746 of 1,093 registered voters = 68.25%

**Lt. Governor - 4 -year term - vote for one**

Choice	Party	Absentee Voting		Early Voting		Total	
Joseph Brumbles		18	2.72%	0	0.00%	18	2.72%
Jared Frerichs		6	0.91%	0	0.00%	6	0.91%
Ann Davison Sattler		54	8.17%	0	0.00%	54	8.17%
James R. Rafferty		24	3.63%	0	0.00%	24	3.63%
Marko Lias		186	28.14%	0	0.00%	186	28.14%
Matt Seymour		6	0.91%	0	0.00%	6	0.91%
Michelle Jasmer		105	15.89%	0	0.00%	105	15.89%
Bill Penor		2	0.30%	0	0.00%	2	0.30%
Richard (Dick) Muri		13	1.97%	0	0.00%	13	1.97%
Denny Heck		172	26.02%	0	0.00%	172	26.02%
Marty McClendon		75	11.35%	0	0.00%	75	11.35%
Cast Votes:		661	100.00%	0	0.00%	661	100.00%
Undervotes:		84		0		84	
Overvotes:		1		0		1	
Unresolved write-in votes:		0		0		0	

**Secretary of State - 4-year term - vote for one**

Choice	Party	Absentee Voting		Early Voting		Total	
Ed Minger		26	3.70%	0	0.00%	26	3.70%
Gentry Lange		25	3.56%	0	0.00%	25	3.56%
Kim Wyman		209	29.73%	0	0.00%	209	29.73%
Gael Tarleton		443	63.02%	0	0.00%	443	63.02%
Cast Votes:		703	100.00%	0	0.00%	703	100.00%
Undervotes:		41		0		41	
Overvotes:		0		0		0	
Unresolved write-in votes:		2		0		2	

**Precinct Results Report**

2020 Primary

Run Time 9:43 AM  
Run Date 08/18/2020**San Juan County**

Primary

8/4/2020

Page 74

**Official Results**Registered Voters  
9418 of 13727 = 68.61%Precincts Reporting  
0 of 19 = 0.00%**22 Orcas West**

746 of 1,093 registered voters = 68.25%

**State Treasurer - 4-year term - vote for one**

Choice	Party	Absentee Voting		Early Voting		Total	
Duane A. Davidson		180	26.05%	0	0.00%	180	26.05%
Mike Pellicciotti		511	73.95%	0	0.00%	511	73.95%
Cast Votes:		691	100.00%	0	0.00%	691	100.00%
Undervotes:		55		0		55	
Overvotes:		0		0		0	
Unresolved write-in votes:		0		0		0	

**State Auditor - 4-year term - vote for one**

Choice	Party	Absentee Voting		Early Voting		Total	
Joshua Casey		99	15.00%	0	0.00%	99	15.00%
Chris Leyba		158	23.94%	0	0.00%	158	23.94%
Pat (Patrice) McCarthy		403	61.06%	0	0.00%	403	61.06%
Cast Votes:		660	100.00%	0	0.00%	660	100.00%
Undervotes:		85		0		85	
Overvotes:		0		0		0	
Unresolved write-in votes:		1		0		1	

**Attorney General - 4-year term - vote for one**

Choice	Party	Absentee Voting		Early Voting		Total	
Matt Larkin		121	17.31%	0	0.00%	121	17.31%
Mike Vaska		25	3.58%	0	0.00%	25	3.58%
Brett Rogers		27	3.86%	0	0.00%	27	3.86%
Bob Ferguson		526	75.25%	0	0.00%	526	75.25%
Cast Votes:		699	100.00%	0	0.00%	699	100.00%
Undervotes:		46		0		46	
Overvotes:		0		0		0	
Unresolved write-in votes:		1		0		1	

**Precinct Results Report**

2020 Primary

Run Time 9:43 AM  
Run Date 08/18/2020

**San Juan County**

Primary

8/4/2020

Page 75

**Official Results**

Registered Voters  
9418 of 13727 = 68.61%

Precincts Reporting  
0 of 19 = 0.00%

**22 Orcas West**

746 of 1,093 registered voters = 68.25%

**Commissioner of Public Lands - 4-year term - vote for one**

Choice	Party	Absentee Voting		Early Voting		Total	
Cameron Whitney		29	4.30%	0	0.00%	29	4.30%
Steve Sharon		14	2.08%	0	0.00%	14	2.08%
Hilary Franz		482	71.51%	0	0.00%	482	71.51%
Kelsey Reyes		19	2.82%	0	0.00%	19	2.82%
Maryam Abasbarzy		2	0.30%	0	0.00%	2	0.30%
Sue Kuehl Pederson		102	15.13%	0	0.00%	102	15.13%
Frank Wallbrown		26	3.86%	0	0.00%	26	3.86%
Cast Votes:		674	100.00%	0	0.00%	674	100.00%
Undervotes:		72		0		72	
Overvotes:		0		0		0	
Unresolved write-in votes:		0		0		0	

**Superintendent of Public Instruction - 4-year term - vote for one**

Choice	Party	Absentee Voting		Early Voting		Total	
Ron Higgins		95	15.99%	0	0.00%	95	15.99%
Maia Espinoza		158	26.60%	0	0.00%	158	26.60%
Stan Lippmann		12	2.02%	0	0.00%	12	2.02%
David Spring		17	2.86%	0	0.00%	17	2.86%
Dennis Wick		15	2.53%	0	0.00%	15	2.53%
Chris Reykdal		297	50.00%	0	0.00%	297	50.00%
Cast Votes:		594	100.00%	0	0.00%	594	100.00%
Undervotes:		150		0		150	
Overvotes:		0		0		0	
Unresolved write-in votes:		2		0		2	

**Insurance Commissioner - 4-year term - vote for one**

Choice	Party	Absentee Voting		Early Voting		Total	
Anthony Welti		96	14.04%	0	0.00%	96	14.04%
Chirayu Avinash Patel		78	11.40%	0	0.00%	78	11.40%
Mike Kreidler		510	74.56%	0	0.00%	510	74.56%
Cast Votes:		684	100.00%	0	0.00%	684	100.00%
Undervotes:		62		0		62	
Overvotes:		0		0		0	
Unresolved write-in votes:		0		0		0	

**Precinct Results Report**

2020 Primary

Run Time 9:43 AM  
Run Date 08/18/2020

**San Juan County**

Primary

8/4/2020

Page 76

**Official Results**

Registered Voters  
9418 of 13727 = 68.61%

Precincts Reporting  
0 of 19 = 0.00%

**22 Orcas West**

746 of 1,093 registered voters = 68.25%

**State Senator - 4-year term - vote for one**

Choice	Party	Absentee Voting		Early Voting		Total	
Charles Carrell		162	22.69%	0	0.00%	162	22.69%
Elizabeth (Liz) Lovelett		552	77.31%	0	0.00%	552	77.31%
Cast Votes:		714	100.00%	0	0.00%	714	100.00%
Undervotes:		30		0		30	
Overvotes:		0		0		0	
Unresolved write-in votes:		2		0		2	

**State Representative Position 1 - 2-year term - vote for one**

Choice	Party	Absentee Voting		Early Voting		Total	
Debra Lekanoff		556	100.00%	0	0.00%	556	100.00%
Cast Votes:		556	100.00%	0	0.00%	556	100.00%
Undervotes:		160		0		160	
Overvotes:		0		0		0	
Unresolved write-in votes:		30		0		30	

**State Representative Position 2 - 2-Year Short and Full Term - vote for one**

Choice	Party	Absentee Voting		Early Voting		Total	
Alex Ramel		522	75.22%	0	0.00%	522	75.22%
Russ Dzialo		172	24.78%	0	0.00%	172	24.78%
Cast Votes:		694	100.00%	0	0.00%	694	100.00%
Undervotes:		51		0		51	
Overvotes:		0		0		0	
Unresolved write-in votes:		1		0		1	

**Precinct Results Report**

2020 Primary

Run Time 9:43 AM  
Run Date 08/18/2020**San Juan County**

Primary

8/4/2020

Page 77

**Official Results**Registered Voters  
9418 of 13727 = 68.61%Precincts Reporting  
0 of 19 = 0.00%**22 Orcas West**

746 of 1,093 registered voters = 68.25%

**San Juan County Council Residency District Commissioner 1 - 4-year term - vote for one**

Choice	Party	Absentee Voting		Early Voting		Total	
Ryan T. Palmateer		243	41.47%	0	0.00%	243	41.47%
Steve Wehrly		41	7.00%	0	0.00%	41	7.00%
Christine Minney		168	28.67%	0	0.00%	168	28.67%
Sharon Kivisto		97	16.55%	0	0.00%	97	16.55%
Daniel Miller		37	6.31%	0	0.00%	37	6.31%
Cast Votes:		586	100.00%	0	0.00%	586	100.00%
Undervotes:		152		0		152	
Overvotes:		0		0		0	
Unresolved write-in votes:		8		0		8	

**San Juan County Council Residency District Commissioner 2 - 4-year term - vote for one**

Choice	Party	Absentee Voting		Early Voting		Total	
Cindy Wolf		263	36.83%	0	0.00%	263	36.83%
Rick Hughes		328	45.94%	0	0.00%	328	45.94%
Michael Durland		86	12.04%	0	0.00%	86	12.04%
Mindy Kayl (W)		37	5.18%	0	0.00%	37	5.18%
Cast Votes:		714	100.00%	0	0.00%	714	100.00%
Undervotes:		28		0		28	
Overvotes:		0		0		0	
Unresolved write-in votes:		4		0		4	

**Proposition No. 1 - Replacement Educational Programs and Operations Levy**

Choice	Party	Absentee Voting		Early Voting		Total	
Yes		489	71.28%	0	0.00%	489	71.28%
No		197	28.72%	0	0.00%	197	28.72%
Cast Votes:		686	100.00%	0	0.00%	686	100.00%
Undervotes:		60		0		60	
Overvotes:		0		0		0	
Unresolved write-in votes:		0		0		0	

**Precinct Results Report**

2020 Primary

Run Time 9:43 AM  
Run Date 08/18/2020

**San Juan County**

Primary

8/4/2020

Page 78

**Official Results**

Registered Voters  
9418 of 13727 = 68.61%

Precincts Reporting  
0 of 19 = 0.00%

**23 Orcas Central**

764 of 1,079 registered voters = 70.81%

**U.S. Representative - 2-year term - vote for one**

Choice	Party	Absentee Voting		Early Voting		Total	
Timothy S. Hazelo		53	7.13%	0	0.00%	53	7.13%
Tim Uy		40	5.38%	0	0.00%	40	5.38%
Kari Ilonummi		3	0.40%	0	0.00%	3	0.40%
Rick Larsen		445	59.89%	0	0.00%	445	59.89%
James Dean Golder		2	0.27%	0	0.00%	2	0.27%
Carrie R. Kennedy		12	1.62%	0	0.00%	12	1.62%
Cody Hart		22	2.96%	0	0.00%	22	2.96%
Jason Call		166	22.34%	0	0.00%	166	22.34%
Cast Votes:		743	100.00%	0	0.00%	743	100.00%
Undervotes:		17		0		17	
Overvotes:		3		0		3	
Unresolved write-in votes:		1		0		1	

**Governor - 4-year term - vote for one**

Choice	Party	Absentee Voting		Early Voting		Total	
Alex Tsimerman		0	0.00%	0	0.00%	0	0.00%
Phil Fortunato		11	1.46%	0	0.00%	11	1.46%
Ryan Ryals		1	0.13%	0	0.00%	1	0.13%
Leon Aaron Lawson		8	1.06%	0	0.00%	8	1.06%
Henry Clay Dennison		1	0.13%	0	0.00%	1	0.13%
Tim Eyman		24	3.18%	0	0.00%	24	3.18%
Liz Hallock		12	1.59%	0	0.00%	12	1.59%
Goodspaceguy		1	0.13%	0	0.00%	1	0.13%
Omari Tahir Garrett		1	0.13%	0	0.00%	1	0.13%
Don L. Rivers		6	0.80%	0	0.00%	6	0.80%
Martin L. 'Iceman' Wheeler		0	0.00%	0	0.00%	0	0.00%
Raul Garcia		13	1.72%	0	0.00%	13	1.72%
Tylor Grow		0	0.00%	0	0.00%	0	0.00%
Winston Wilkes		0	0.00%	0	0.00%	0	0.00%
Brian R. Weed		0	0.00%	0	0.00%	0	0.00%
Thor Amundson		1	0.13%	0	0.00%	1	0.13%
Gene Hart		2	0.27%	0	0.00%	2	0.27%
William (Bill) Miller		0	0.00%	0	0.00%	0	0.00%
Matthew Murray		0	0.00%	0	0.00%	0	0.00%
Dylan B. Nails		0	0.00%	0	0.00%	0	0.00%

**Precinct Results Report**

2020 Primary

Run Time 9:43 AM  
Run Date 08/18/2020

**San Juan County**

Primary

8/4/2020

Page 79

**Official Results**

Registered Voters  
9418 of 13727 = 68.61%

Precincts Reporting  
0 of 19 = 0.00%

**23 Orcas Central**

764 of 1,079 registered voters = 70.81%

**Governor - 4-year term - vote for one**

Choice	Party	Absentee Voting		Early Voting		Total	
Cameron M. Vessey		0	0.00%	0	0.00%	0	0.00%
David W. Blomstrom		0	0.00%	0	0.00%	0	0.00%
Anton Sakharov		5	0.66%	0	0.00%	5	0.66%
Craig Campbell		0	0.00%	0	0.00%	0	0.00%
Nate Herzog		0	0.00%	0	0.00%	0	0.00%
Cregan M. Newhouse		0	0.00%	0	0.00%	0	0.00%
Ian Gonzales		0	0.00%	0	0.00%	0	0.00%
Cairo D'Almeida		3	0.40%	0	0.00%	3	0.40%
Elaina J. Gonzalez		0	0.00%	0	0.00%	0	0.00%
Jay Inslee		577	76.53%	0	0.00%	577	76.53%
Joshua Freed		37	4.91%	0	0.00%	37	4.91%
David Voltz		0	0.00%	0	0.00%	0	0.00%
Joshua Wolf		1	0.13%	0	0.00%	1	0.13%
Loren Culp		48	6.37%	0	0.00%	48	6.37%
Richard L. Carpenter		2	0.27%	0	0.00%	2	0.27%
Bill Hirt		0	0.00%	0	0.00%	0	0.00%
Cast Votes:		754	100.00%	0	0.00%	754	100.00%
Undervotes:		8		0		8	
Overvotes:		1		0		1	
Unresolved write-in votes:		1		0		1	

**Precinct Results Report**

2020 Primary

Run Time 9:43 AM  
Run Date 08/18/2020**San Juan County**

Primary

8/4/2020

Page 80

**Official Results**Registered Voters  
9418 of 13727 = 68.61%Precincts Reporting  
0 of 19 = 0.00%**23 Orcas Central**

764 of 1,079 registered voters = 70.81%

**Lt. Governor - 4 -year term - vote for one**

Choice	Party	Absentee Voting		Early Voting		Total	
Joseph Brumbles		18	2.59%	0	0.00%	18	2.59%
Jared Frerichs		8	1.15%	0	0.00%	8	1.15%
Ann Davison Sattler		31	4.47%	0	0.00%	31	4.47%
James R. Rafferty		21	3.03%	0	0.00%	21	3.03%
Marko Liias		228	32.85%	0	0.00%	228	32.85%
Matt Seymour		8	1.15%	0	0.00%	8	1.15%
Michelle Jasmer		95	13.69%	0	0.00%	95	13.69%
Bill Penor		3	0.43%	0	0.00%	3	0.43%
Richard (Dick) Muri		15	2.16%	0	0.00%	15	2.16%
Denny Heck		205	29.54%	0	0.00%	205	29.54%
Marty McClendon		62	8.93%	0	0.00%	62	8.93%
Cast Votes:		694	100.00%	0	0.00%	694	100.00%
Undervotes:		68		0		68	
Overvotes:		1		0		1	
Unresolved write-in votes:		1		0		1	

**Secretary of State - 4-year term - vote for one**

Choice	Party	Absentee Voting		Early Voting		Total	
Ed Minger		18	2.50%	0	0.00%	18	2.50%
Gentry Lange		18	2.50%	0	0.00%	18	2.50%
Kim Wyman		199	27.68%	0	0.00%	199	27.68%
Gael Tarleton		484	67.32%	0	0.00%	484	67.32%
Cast Votes:		719	100.00%	0	0.00%	719	100.00%
Undervotes:		45		0		45	
Overvotes:		0		0		0	
Unresolved write-in votes:		0		0		0	

**Precinct Results Report**

2020 Primary

Run Time 9:43 AM  
Run Date 08/18/2020

**San Juan County**

Primary

8/4/2020

Page 81

**Official Results**

Registered Voters  
9418 of 13727 = 68.61%

Precincts Reporting  
0 of 19 = 0.00%

**23 Orcas Central** 764 of 1,079 registered voters = 70.81%

<b>State Treasurer - 4-year term - vote for one</b>						
Choice	Party	Absentee Voting		Early Voting		Total
Duane A. Davidson		164	22.75%	0	0.00%	164 22.75%
Mike Pellucciotti		557	77.25%	0	0.00%	557 77.25%
Cast Votes:		721	100.00%	0	0.00%	721 100.00%
Undervotes:		43		0		43
Overvotes:		0		0		0
Unresolved write-in votes:		0		0		0

<b>State Auditor - 4-year term - vote for one</b>						
Choice	Party	Absentee Voting		Early Voting		Total
Joshua Casey		73	10.77%	0	0.00%	73 10.77%
Chris Leyba		131	19.32%	0	0.00%	131 19.32%
Pat (Patrice) McCarthy		474	69.91%	0	0.00%	474 69.91%
Cast Votes:		678	100.00%	0	0.00%	678 100.00%
Undervotes:		85		0		85
Overvotes:		0		0		0
Unresolved write-in votes:		1		0		1

<b>Attorney General - 4-year term - vote for one</b>						
Choice	Party	Absentee Voting		Early Voting		Total
Matt Larkin		101	13.85%	0	0.00%	101 13.85%
Mike Vaska		23	3.16%	0	0.00%	23 3.16%
Brett Rogers		20	2.74%	0	0.00%	20 2.74%
Bob Ferguson		585	80.25%	0	0.00%	585 80.25%
Cast Votes:		729	100.00%	0	0.00%	729 100.00%
Undervotes:		34		0		34
Overvotes:		1		0		1
Unresolved write-in votes:		0		0		0

**Precinct Results Report**

2020 Primary

Run Time 9:43 AM  
Run Date 08/18/2020

**San Juan County**

Primary

8/4/2020

Page 82

**Official Results**

Registered Voters  
9418 of 13727 = 68.61%

Precincts Reporting  
0 of 19 = 0.00%

**23 Orcas Central**

764 of 1,079 registered voters = 70.81%

**Commissioner of Public Lands - 4-year term - vote for one**

Choice	Party	Absentee Voting		Early Voting		Total	
Cameron Whitney		14	1.99%	0	0.00%	14	1.99%
Steve Sharon		31	4.40%	0	0.00%	31	4.40%
Hilary Franz		522	74.15%	0	0.00%	522	74.15%
Kelsey Reyes		17	2.41%	0	0.00%	17	2.41%
Maryam Abasbarzy		2	0.28%	0	0.00%	2	0.28%
Sue Kuehl Pederson		82	11.65%	0	0.00%	82	11.65%
Frank Wallbrown		36	5.11%	0	0.00%	36	5.11%
Cast Votes:		704	100.00%	0	0.00%	704	100.00%
Undervotes:		59		0		59	
Overvotes:		1		0		1	
Unresolved write-in votes:		0		0		0	

**Superintendent of Public Instruction - 4-year term - vote for one**

Choice	Party	Absentee Voting		Early Voting		Total	
Ron Higgins		66	10.73%	0	0.00%	66	10.73%
Maia Espinoza		132	21.46%	0	0.00%	132	21.46%
Stan Lippmann		9	1.46%	0	0.00%	9	1.46%
David Spring		20	3.25%	0	0.00%	20	3.25%
Dennis Wick		21	3.41%	0	0.00%	21	3.41%
Chris Reykdal		367	59.67%	0	0.00%	367	59.67%
Cast Votes:		615	100.00%	0	0.00%	615	100.00%
Undervotes:		148		0		148	
Overvotes:		0		0		0	
Unresolved write-in votes:		1		0		1	

**Insurance Commissioner - 4-year term - vote for one**

Choice	Party	Absentee Voting		Early Voting		Total	
Anthony Welti		66	9.30%	0	0.00%	66	9.30%
Chirayu Avinash Patel		77	10.85%	0	0.00%	77	10.85%
Mike Kreidler		567	79.86%	0	0.00%	567	79.86%
Cast Votes:		710	100.00%	0	0.00%	710	100.00%
Undervotes:		53		0		53	
Overvotes:		0		0		0	
Unresolved write-in votes:		1		0		1	

**Precinct Results Report**

2020 Primary

Run Time 9:43 AM  
Run Date 08/18/2020**San Juan County**

Primary

8/4/2020

Page 83

**Official Results**Registered Voters  
9418 of 13727 = 68.61%Precincts Reporting  
0 of 19 = 0.00%**23 Orcas Central**

764 of 1,079 registered voters = 70.81%

**State Senator - 4-year term - vote for one**

Choice	Party	Absentee Voting		Early Voting		Total	
Charles Carrell		139	18.96%	0	0.00%	139	18.96%
Elizabeth (Liz) Lovelett		594	81.04%	0	0.00%	594	81.04%
Cast Votes:		733	100.00%	0	0.00%	733	100.00%
Undervotes:		31		0		31	
Overvotes:		0		0		0	
Unresolved write-in votes:		0		0		0	

**State Representative Position 1 - 2-year term - vote for one**

Choice	Party	Absentee Voting		Early Voting		Total	
Debra Lekanoff		581	100.00%	0	0.00%	581	100.00%
Cast Votes:		581	100.00%	0	0.00%	581	100.00%
Undervotes:		156		0		156	
Overvotes:		0		0		0	
Unresolved write-in votes:		27		0		27	

**State Representative Position 2 - 2-Year Short and Full Term - vote for one**

Choice	Party	Absentee Voting		Early Voting		Total	
Alex Ramel		584	81.45%	0	0.00%	584	81.45%
Russ Dzialo		133	18.55%	0	0.00%	133	18.55%
Cast Votes:		717	100.00%	0	0.00%	717	100.00%
Undervotes:		47		0		47	
Overvotes:		0		0		0	
Unresolved write-in votes:		0		0		0	

**Precinct Results Report**

2020 Primary

Run Time 9:43 AM  
Run Date 08/18/2020**San Juan County**

Primary

8/4/2020

Page 84

**Official Results**Registered Voters  
9418 of 13727 = 68.61%Precincts Reporting  
0 of 19 = 0.00%**23 Orcas Central**

764 of 1,079 registered voters = 70.81%

**San Juan County Council Residency District Commissioner 1 - 4-year term - vote for one**

Choice	Party	Absentee Voting		Early Voting		Total	
Ryan T. Palmateer		275	43.93%	0	0.00%	275	43.93%
Steve Wehrly		36	5.75%	0	0.00%	36	5.75%
Christine Minney		166	26.52%	0	0.00%	166	26.52%
Sharon Kivisto		111	17.73%	0	0.00%	111	17.73%
Daniel Miller		38	6.07%	0	0.00%	38	6.07%
Cast Votes:		626	100.00%	0	0.00%	626	100.00%
Undervotes:		136		0		136	
Overvotes:		0		0		0	
Unresolved write-in votes:		2		0		2	

**San Juan County Council Residency District Commissioner 2 - 4-year term - vote for one**

Choice	Party	Absentee Voting		Early Voting		Total	
Cindy Wolf		280	38.51%	0	0.00%	280	38.51%
Rick Hughes		326	44.84%	0	0.00%	326	44.84%
Michael Durland		99	13.62%	0	0.00%	99	13.62%
Mindy Kayl (W)		22	3.03%	0	0.00%	22	3.03%
Cast Votes:		727	100.00%	0	0.00%	727	100.00%
Undervotes:		30		0		30	
Overvotes:		0		0		0	
Unresolved write-in votes:		7		0		7	

**Proposition No. 1 - Replacement Educational Programs and Operations Levy**

Choice	Party	Absentee Voting		Early Voting		Total	
Yes		527	74.33%	0	0.00%	527	74.33%
No		182	25.67%	0	0.00%	182	25.67%
Cast Votes:		709	100.00%	0	0.00%	709	100.00%
Undervotes:		55		0		55	
Overvotes:		0		0		0	
Unresolved write-in votes:		0		0		0	

**Precinct Results Report**

2020 Primary

Run Time 9:43 AM  
Run Date 08/18/2020

**San Juan County**

Primary

8/4/2020

Page 85

**Official Results**

Registered Voters  
9418 of 13727 = 68.61%

Precincts Reporting  
0 of 19 = 0.00%

**24 Eastsound**

870 of 1,275 registered voters = 68.24%

**U.S. Representative - 2-year term - vote for one**

Choice	Party	Absentee Voting		Early Voting		Total	
Timothy S. Hazelo		74	8.78%	0	0.00%	74	8.78%
Tim Uy		47	5.58%	0	0.00%	47	5.58%
Kari Ilonummi		10	1.19%	0	0.00%	10	1.19%
Rick Larsen		483	57.30%	0	0.00%	483	57.30%
James Dean Golder		7	0.83%	0	0.00%	7	0.83%
Carrie R. Kennedy		12	1.42%	0	0.00%	12	1.42%
Cody Hart		23	2.73%	0	0.00%	23	2.73%
Jason Call		187	22.18%	0	0.00%	187	22.18%
Cast Votes:		843	100.00%	0	0.00%	843	100.00%
Undervotes:		26		0		26	
Overvotes:		1		0		1	
Unresolved write-in votes:		0		0		0	

**Governor - 4-year term - vote for one**

Choice	Party	Absentee Voting		Early Voting		Total	
Alex Tsimerman		1	0.12%	0	0.00%	1	0.12%
Phil Fortunato		27	3.16%	0	0.00%	27	3.16%
Ryan Ryals		2	0.23%	0	0.00%	2	0.23%
Leon Aaron Lawson		14	1.64%	0	0.00%	14	1.64%
Henry Clay Dennison		4	0.47%	0	0.00%	4	0.47%
Tim Eyman		29	3.40%	0	0.00%	29	3.40%
Liz Hallock		10	1.17%	0	0.00%	10	1.17%
Goodspaceguy		2	0.23%	0	0.00%	2	0.23%
Omari Tahir Garrett		2	0.23%	0	0.00%	2	0.23%
Don L. Rivers		11	1.29%	0	0.00%	11	1.29%
Martin L. 'Iceman' Wheeler		1	0.12%	0	0.00%	1	0.12%
Raul Garcia		7	0.82%	0	0.00%	7	0.82%
Tylor Grow		0	0.00%	0	0.00%	0	0.00%
Winston Wilkes		0	0.00%	0	0.00%	0	0.00%
Brian R. Weed		2	0.23%	0	0.00%	2	0.23%
Thor Amundson		3	0.35%	0	0.00%	3	0.35%
Gene Hart		5	0.59%	0	0.00%	5	0.59%
William (Bill) Miller		1	0.12%	0	0.00%	1	0.12%
Matthew Murray		0	0.00%	0	0.00%	0	0.00%
Dylan B. Nails		0	0.00%	0	0.00%	0	0.00%

**Precinct Results Report**

2020 Primary

Run Time 9:43 AM  
Run Date 08/18/2020

**San Juan County**

Primary  
8/4/2020  
Page 86

**Official Results**

Registered Voters  
9418 of 13727 = 68.61%

Precincts Reporting  
0 of 19 = 0.00%

**24 Eastsound**

870 of 1,275 registered voters = 68.24%

**Governor - 4-year term - vote for one**

Choice	Party	Absentee Voting		Early Voting		Total	
Cameron M. Vessey		0	0.00%	0	0.00%	0	0.00%
David W. Blomstrom		0	0.00%	0	0.00%	0	0.00%
Anton Sakharov		3	0.35%	0	0.00%	3	0.35%
Craig Campbell		1	0.12%	0	0.00%	1	0.12%
Nate Herzog		1	0.12%	0	0.00%	1	0.12%
Cregan M. Newhouse		0	0.00%	0	0.00%	0	0.00%
Ian Gonzales		2	0.23%	0	0.00%	2	0.23%
Cairo D'Almeida		3	0.35%	0	0.00%	3	0.35%
Elaina J. Gonzalez		6	0.70%	0	0.00%	6	0.70%
Jay Inslee		604	70.73%	0	0.00%	604	70.73%
Joshua Freed		50	5.85%	0	0.00%	50	5.85%
David Voltz		2	0.23%	0	0.00%	2	0.23%
Joshua Wolf		0	0.00%	0	0.00%	0	0.00%
Loren Culp		60	7.03%	0	0.00%	60	7.03%
Richard L. Carpenter		1	0.12%	0	0.00%	1	0.12%
Bill Hirt		0	0.00%	0	0.00%	0	0.00%
Cast Votes:		854	100.00%	0	0.00%	854	100.00%
Undervotes:		15		0		15	
Overvotes:		1		0		1	
Unresolved write-in votes:		0		0		0	

**Precinct Results Report**

2020 Primary

Run Time 9:43 AM  
Run Date 08/18/2020**San Juan County**

Primary

8/4/2020

Page 87

**Official Results**Registered Voters  
9418 of 13727 = 68.61%Precincts Reporting  
0 of 19 = 0.00%**24 Eastsound**

870 of 1,275 registered voters = 68.24%

**Lt. Governor - 4 -year term - vote for one**

Choice	Party	Absentee Voting		Early Voting		Total	
Joseph Brumbles		21	2.64%	0	0.00%	21	2.64%
Jared Frerichs		7	0.88%	0	0.00%	7	0.88%
Ann Davison Sattler		49	6.17%	0	0.00%	49	6.17%
James R. Rafferty		30	3.78%	0	0.00%	30	3.78%
Marko Lias		231	29.09%	0	0.00%	231	29.09%
Matt Seymour		12	1.51%	0	0.00%	12	1.51%
Michelle Jasmer		127	15.99%	0	0.00%	127	15.99%
Bill Penor		11	1.39%	0	0.00%	11	1.39%
Richard (Dick) Muri		31	3.90%	0	0.00%	31	3.90%
Denny Heck		200	25.19%	0	0.00%	200	25.19%
Marty McClendon		75	9.45%	0	0.00%	75	9.45%
Cast Votes:		794	100.00%	0	0.00%	794	100.00%
Undervotes:		76		0		76	
Overvotes:		0		0		0	
Unresolved write-in votes:		0		0		0	

**Secretary of State - 4-year term - vote for one**

Choice	Party	Absentee Voting		Early Voting		Total	
Ed Minger		28	3.38%	0	0.00%	28	3.38%
Gentry Lange		28	3.38%	0	0.00%	28	3.38%
Kim Wyman		235	28.38%	0	0.00%	235	28.38%
Gael Tarleton		537	64.86%	0	0.00%	537	64.86%
Cast Votes:		828	100.00%	0	0.00%	828	100.00%
Undervotes:		42		0		42	
Overvotes:		0		0		0	
Unresolved write-in votes:		0		0		0	

**Precinct Results Report**

2020 Primary

Run Time 9:43 AM  
Run Date 08/18/2020

**San Juan County**

Primary

8/4/2020

Page 88

**Official Results**

Registered Voters  
9418 of 13727 = 68.61%

Precincts Reporting  
0 of 19 = 0.00%

**24 Eastsound**

870 of 1,275 registered voters = 68.24%

**State Treasurer - 4-year term - vote for one**

Choice	Party	Absentee Voting		Early Voting		Total	
Duane A. Davidson		210	25.86%	0	0.00%	210	25.86%
Mike Pellicciotti		602	74.14%	0	0.00%	602	74.14%
Cast Votes:		812	100.00%	0	0.00%	812	100.00%
Undervotes:		57		0		57	
Overvotes:		0		0		0	
Unresolved write-in votes:		1		0		1	

**State Auditor - 4-year term - vote for one**

Choice	Party	Absentee Voting		Early Voting		Total	
Joshua Casey		106	13.28%	0	0.00%	106	13.28%
Chris Leyba		182	22.81%	0	0.00%	182	22.81%
Pat (Patrice) McCarthy		510	63.91%	0	0.00%	510	63.91%
Cast Votes:		798	100.00%	0	0.00%	798	100.00%
Undervotes:		71		0		71	
Overvotes:		0		0		0	
Unresolved write-in votes:		1		0		1	

**Attorney General - 4-year term - vote for one**

Choice	Party	Absentee Voting		Early Voting		Total	
Matt Larkin		145	17.60%	0	0.00%	145	17.60%
Mike Vaska		20	2.43%	0	0.00%	20	2.43%
Brett Rogers		31	3.76%	0	0.00%	31	3.76%
Bob Ferguson		628	76.21%	0	0.00%	628	76.21%
Cast Votes:		824	100.00%	0	0.00%	824	100.00%
Undervotes:		44		0		44	
Overvotes:		0		0		0	
Unresolved write-in votes:		2		0		2	

**Precinct Results Report**

2020 Primary

Run Time 9:43 AM  
Run Date 08/18/2020**San Juan County**

Primary

8/4/2020

Page 89

**Official Results**Registered Voters  
9418 of 13727 = 68.61%Precincts Reporting  
0 of 19 = 0.00%**24 Eastsound**

870 of 1,275 registered voters = 68.24%

**Commissioner of Public Lands - 4-year term - vote for one**

Choice	Party	Absentee Voting		Early Voting		Total	
Cameron Whitney		40	4.94%	0	0.00%	40	4.94%
Steve Sharon		24	2.96%	0	0.00%	24	2.96%
Hilary Franz		579	71.48%	0	0.00%	579	71.48%
Kelsey Reyes		20	2.47%	0	0.00%	20	2.47%
Maryam Abasbarzy		3	0.37%	0	0.00%	3	0.37%
Sue Kuehl Pederson		108	13.33%	0	0.00%	108	13.33%
Frank Wallbrown		36	4.44%	0	0.00%	36	4.44%
Cast Votes:		810	100.00%	0	0.00%	810	100.00%
Undervotes:		60		0		60	
Overvotes:		0		0		0	
Unresolved write-in votes:		0		0		0	

**Superintendent of Public Instruction - 4-year term - vote for one**

Choice	Party	Absentee Voting		Early Voting		Total	
Ron Higgins		100	13.87%	0	0.00%	100	13.87%
Maia Espinoza		198	27.46%	0	0.00%	198	27.46%
Stan Lippmann		10	1.39%	0	0.00%	10	1.39%
David Spring		23	3.19%	0	0.00%	23	3.19%
Dennis Wick		23	3.19%	0	0.00%	23	3.19%
Chris Reykdal		367	50.90%	0	0.00%	367	50.90%
Cast Votes:		721	100.00%	0	0.00%	721	100.00%
Undervotes:		144		0		144	
Overvotes:		0		0		0	
Unresolved write-in votes:		5		0		5	

**Insurance Commissioner - 4-year term - vote for one**

Choice	Party	Absentee Voting		Early Voting		Total	
Anthony Welti		93	11.48%	0	0.00%	93	11.48%
Chirayu Avinash Patel		107	13.21%	0	0.00%	107	13.21%
Mike Kreidler		610	75.31%	0	0.00%	610	75.31%
Cast Votes:		810	100.00%	0	0.00%	810	100.00%
Undervotes:		58		0		58	
Overvotes:		0		0		0	
Unresolved write-in votes:		2		0		2	

**Precinct Results Report**

2020 Primary

Run Time 9:43 AM  
Run Date 08/18/2020**San Juan County**

Primary

8/4/2020

Page 90

**Official Results**Registered Voters  
9418 of 13727 = 68.61%Precincts Reporting  
0 of 19 = 0.00%**24 Eastsound**

870 of 1,275 registered voters = 68.24%

**State Senator - 4-year term - vote for one**

Choice	Party	Absentee Voting		Early Voting		Total	
Charles Carrell		182	21.74%	0	0.00%	182	21.74%
Elizabeth (Liz) Lovelett		655	78.26%	0	0.00%	655	78.26%
Cast Votes:		837	100.00%	0	0.00%	837	100.00%
Undervotes:		32		0		32	
Overvotes:		0		0		0	
Unresolved write-in votes:		1		0		1	

**State Representative Position 1 - 2-year term - vote for one**

Choice	Party	Absentee Voting		Early Voting		Total	
Debra Lekanoff		662	100.00%	0	0.00%	662	100.00%
Cast Votes:		662	100.00%	0	0.00%	662	100.00%
Undervotes:		170		0		170	
Overvotes:		0		0		0	
Unresolved write-in votes:		38		0		38	

**State Representative Position 2 - 2-Year Short and Full Term - vote for one**

Choice	Party	Absentee Voting		Early Voting		Total	
Alex Ramel		622	76.89%	0	0.00%	622	76.89%
Russ Dzialo		187	23.11%	0	0.00%	187	23.11%
Cast Votes:		809	100.00%	0	0.00%	809	100.00%
Undervotes:		61		0		61	
Overvotes:		0		0		0	
Unresolved write-in votes:		0		0		0	

**Precinct Results Report**

2020 Primary

Run Time 9:43 AM  
Run Date 08/18/2020**San Juan County**

Primary

8/4/2020

Page 91

**Official Results**Registered Voters  
9418 of 13727 = 68.61%Precincts Reporting  
0 of 19 = 0.00%**24 Eastsound**

870 of 1,275 registered voters = 68.24%

**San Juan County Council Residency District Commissioner 1 - 4-year term - vote for one**

Choice	Party	Absentee Voting		Early Voting		Total	
Ryan T. Palmateer		310	43.36%	0	0.00%	310	43.36%
Steve Wehrly		33	4.62%	0	0.00%	33	4.62%
Christine Minney		221	30.91%	0	0.00%	221	30.91%
Sharon Kivisto		111	15.52%	0	0.00%	111	15.52%
Daniel Miller		40	5.59%	0	0.00%	40	5.59%
Cast Votes:		715	100.00%	0	0.00%	715	100.00%
Undervotes:		148		0		148	
Overvotes:		0		0		0	
Unresolved write-in votes:		7		0		7	

**San Juan County Council Residency District Commissioner 2 - 4-year term - vote for one**

Choice	Party	Absentee Voting		Early Voting		Total	
Cindy Wolf		365	43.66%	0	0.00%	365	43.66%
Rick Hughes		351	41.99%	0	0.00%	351	41.99%
Michael Durland		100	11.96%	0	0.00%	100	11.96%
Mindy Kayl (W)		20	2.39%	0	0.00%	20	2.39%
Cast Votes:		836	100.00%	0	0.00%	836	100.00%
Undervotes:		31		0		31	
Overvotes:		1		0		1	
Unresolved write-in votes:		2		0		2	

**Proposition No. 1 - Replacement Educational Programs and Operations Levy**

Choice	Party	Absentee Voting		Early Voting		Total	
Yes		572	68.92%	0	0.00%	572	68.92%
No		258	31.08%	0	0.00%	258	31.08%
Cast Votes:		830	100.00%	0	0.00%	830	100.00%
Undervotes:		40		0		40	
Overvotes:		0		0		0	
Unresolved write-in votes:		0		0		0	

**Precinct Results Report**

2020 Primary

Run Time 9:43 AM  
Run Date 08/18/2020

**San Juan County**

Primary

8/4/2020

Page 92

**Official Results**

Registered Voters  
9418 of 13727 = 68.61%

Precincts Reporting  
0 of 19 = 0.00%

**25 Orcas East**

689 of 939 registered voters = 73.38%

**U.S. Representative - 2-year term - vote for one**

Choice	Party	Absentee Voting		Early Voting		Total	
Timothy S. Hazelo		73	10.94%	0	0.00%	73	10.94%
Tim Uy		26	3.90%	0	0.00%	26	3.90%
Kari Ilonummi		3	0.45%	0	0.00%	3	0.45%
Rick Larsen		389	58.32%	0	0.00%	389	58.32%
James Dean Golder		1	0.15%	0	0.00%	1	0.15%
Carrie R. Kennedy		15	2.25%	0	0.00%	15	2.25%
Cody Hart		12	1.80%	0	0.00%	12	1.80%
Jason Call		148	22.19%	0	0.00%	148	22.19%
Cast Votes:		667	100.00%	0	0.00%	667	100.00%
Undervotes:		20		0		20	
Overvotes:		2		0		2	
Unresolved write-in votes:		0		0		0	

**Governor - 4-year term - vote for one**

Choice	Party	Absentee Voting		Early Voting		Total	
Alex Tsimerman		0	0.00%	0	0.00%	0	0.00%
Phil Fortunato		10	1.47%	0	0.00%	10	1.47%
Ryan Ryals		0	0.00%	0	0.00%	0	0.00%
Leon Aaron Lawson		9	1.32%	0	0.00%	9	1.32%
Henry Clay Dennison		0	0.00%	0	0.00%	0	0.00%
Tim Eyman		20	2.94%	0	0.00%	20	2.94%
Liz Hallock		9	1.32%	0	0.00%	9	1.32%
Goodspaceguy		1	0.15%	0	0.00%	1	0.15%
Omari Tahir Garrett		5	0.73%	0	0.00%	5	0.73%
Don L. Rivers		3	0.44%	0	0.00%	3	0.44%
Martin L. 'Iceman' Wheeler		1	0.15%	0	0.00%	1	0.15%
Raul Garcia		15	2.20%	0	0.00%	15	2.20%
Tylor Grow		1	0.15%	0	0.00%	1	0.15%
Winston Wilkes		0	0.00%	0	0.00%	0	0.00%
Brian R. Weed		0	0.00%	0	0.00%	0	0.00%
Thor Amundson		0	0.00%	0	0.00%	0	0.00%
Gene Hart		0	0.00%	0	0.00%	0	0.00%
William (Bill) Miller		0	0.00%	0	0.00%	0	0.00%
Matthew Murray		1	0.15%	0	0.00%	1	0.15%
Dylan B. Nails		0	0.00%	0	0.00%	0	0.00%

**Precinct Results Report**

2020 Primary

Run Time 9:43 AM  
Run Date 08/18/2020

**San Juan County**

Primary

8/4/2020

Page 93

**Official Results**

Registered Voters  
9418 of 13727 = 68.61%

Precincts Reporting  
0 of 19 = 0.00%

**25 Orcas East**

689 of 939 registered voters = 73.38%

**Governor - 4-year term - vote for one**

Choice	Party	Absentee Voting		Early Voting		Total	
Cameron M. Vessey		0	0.00%	0	0.00%	0	0.00%
David W. Blomstrom		0	0.00%	0	0.00%	0	0.00%
Anton Sakharov		0	0.00%	0	0.00%	0	0.00%
Craig Campbell		0	0.00%	0	0.00%	0	0.00%
Nate Herzog		1	0.15%	0	0.00%	1	0.15%
Cregan M. Newhouse		0	0.00%	0	0.00%	0	0.00%
Ian Gonzales		0	0.00%	0	0.00%	0	0.00%
Cairo D'Almeida		2	0.29%	0	0.00%	2	0.29%
Elaina J. Gonzalez		1	0.15%	0	0.00%	1	0.15%
Jay Inslee		521	76.51%	0	0.00%	521	76.51%
Joshua Freed		43	6.31%	0	0.00%	43	6.31%
David Voltz		0	0.00%	0	0.00%	0	0.00%
Joshua Wolf		0	0.00%	0	0.00%	0	0.00%
Loren Culp		36	5.29%	0	0.00%	36	5.29%
Richard L. Carpenter		2	0.29%	0	0.00%	2	0.29%
Bill Hirt		0	0.00%	0	0.00%	0	0.00%
Cast Votes:		681	100.00%	0	0.00%	681	100.00%
Undervotes:		7		0		7	
Overvotes:		0		0		0	
Unresolved write-in votes:		1		0		1	

**Precinct Results Report**

2020 Primary

Run Time 9:43 AM  
Run Date 08/18/2020**San Juan County**

Primary

8/4/2020

Page 94

**Official Results**Registered Voters  
9418 of 13727 = 68.61%Precincts Reporting  
0 of 19 = 0.00%**25 Orcas East**

689 of 939 registered voters = 73.38%

**Lt. Governor - 4 -year term - vote for one**

Choice	Party	Absentee Voting		Early Voting		Total	
Joseph Brumbles		11	1.76%	0	0.00%	11	1.76%
Jared Frerichs		9	1.44%	0	0.00%	9	1.44%
Ann Davison Sattler		30	4.80%	0	0.00%	30	4.80%
James R. Rafferty		12	1.92%	0	0.00%	12	1.92%
Marko Liias		185	29.60%	0	0.00%	185	29.60%
Matt Seymour		5	0.80%	0	0.00%	5	0.80%
Michelle Jasmer		74	11.84%	0	0.00%	74	11.84%
Bill Penor		7	1.12%	0	0.00%	7	1.12%
Richard (Dick) Muri		11	1.76%	0	0.00%	11	1.76%
Denny Heck		209	33.44%	0	0.00%	209	33.44%
Marty McClendon		72	11.52%	0	0.00%	72	11.52%
Cast Votes:		625	100.00%	0	0.00%	625	100.00%
Undervotes:		63		0		63	
Overvotes:		0		0		0	
Unresolved write-in votes:		1		0		1	

**Secretary of State - 4-year term - vote for one**

Choice	Party	Absentee Voting		Early Voting		Total	
Ed Minger		16	2.44%	0	0.00%	16	2.44%
Gentry Lange		15	2.29%	0	0.00%	15	2.29%
Kim Wyman		185	28.24%	0	0.00%	185	28.24%
Gael Tarleton		439	67.02%	0	0.00%	439	67.02%
Cast Votes:		655	100.00%	0	0.00%	655	100.00%
Undervotes:		34		0		34	
Overvotes:		0		0		0	
Unresolved write-in votes:		0		0		0	

**Precinct Results Report**

2020 Primary

Run Time 9:43 AM  
Run Date 08/18/2020

**San Juan County**

Primary

8/4/2020

Page 95

**Official Results**

Registered Voters  
9418 of 13727 = 68.61%

Precincts Reporting  
0 of 19 = 0.00%

**25 Orcas East**

689 of 939 registered voters = 73.38%

**State Treasurer - 4-year term - vote for one**

Choice	Party	Absentee Voting		Early Voting		Total	
Duane A. Davidson		159	24.96%	0	0.00%	159	24.96%
Mike Pellicciotti		478	75.04%	0	0.00%	478	75.04%
Cast Votes:		637	100.00%	0	0.00%	637	100.00%
Undervotes:		52		0		52	
Overvotes:		0		0		0	
Unresolved write-in votes:		0		0		0	

**State Auditor - 4-year term - vote for one**

Choice	Party	Absentee Voting		Early Voting		Total	
Joshua Casey		87	14.43%	0	0.00%	87	14.43%
Chris Leyba		137	22.72%	0	0.00%	137	22.72%
Pat (Patrice) McCarthy		379	62.85%	0	0.00%	379	62.85%
Cast Votes:		603	100.00%	0	0.00%	603	100.00%
Undervotes:		86		0		86	
Overvotes:		0		0		0	
Unresolved write-in votes:		0		0		0	

**Attorney General - 4-year term - vote for one**

Choice	Party	Absentee Voting		Early Voting		Total	
Matt Larkin		99	15.21%	0	0.00%	99	15.21%
Mike Vaska		11	1.69%	0	0.00%	11	1.69%
Brett Rogers		32	4.92%	0	0.00%	32	4.92%
Bob Ferguson		509	78.19%	0	0.00%	509	78.19%
Cast Votes:		651	100.00%	0	0.00%	651	100.00%
Undervotes:		38		0		38	
Overvotes:		0		0		0	
Unresolved write-in votes:		0		0		0	

**Precinct Results Report**

2020 Primary

Run Time 9:43 AM  
Run Date 08/18/2020

**San Juan County**

Primary

8/4/2020

Page 96

**Official Results**

Registered Voters  
9418 of 13727 = 68.61%

Precincts Reporting  
0 of 19 = 0.00%

**25 Orcas East**

689 of 939 registered voters = 73.38%

**Commissioner of Public Lands - 4-year term - vote for one**

Choice	Party	Absentee Voting		Early Voting		Total	
Cameron Whitney		22	3.50%	0	0.00%	22	3.50%
Steve Sharon		18	2.86%	0	0.00%	18	2.86%
Hilary Franz		455	72.34%	0	0.00%	455	72.34%
Kelsey Reyes		13	2.07%	0	0.00%	13	2.07%
Maryam Abasbarzy		2	0.32%	0	0.00%	2	0.32%
Sue Kuehl Pederson		81	12.88%	0	0.00%	81	12.88%
Frank Wallbrown		38	6.04%	0	0.00%	38	6.04%
Cast Votes:		629	100.00%	0	0.00%	629	100.00%
Undervotes:		60		0		60	
Overvotes:		0		0		0	
Unresolved write-in votes:		0		0		0	

**Superintendent of Public Instruction - 4-year term - vote for one**

Choice	Party	Absentee Voting		Early Voting		Total	
Ron Higgins		79	14.34%	0	0.00%	79	14.34%
Maia Espinoza		107	19.42%	0	0.00%	107	19.42%
Stan Lippmann		9	1.63%	0	0.00%	9	1.63%
David Spring		14	2.54%	0	0.00%	14	2.54%
Dennis Wick		17	3.09%	0	0.00%	17	3.09%
Chris Reykdal		325	58.98%	0	0.00%	325	58.98%
Cast Votes:		551	100.00%	0	0.00%	551	100.00%
Undervotes:		138		0		138	
Overvotes:		0		0		0	
Unresolved write-in votes:		0		0		0	

**Insurance Commissioner - 4-year term - vote for one**

Choice	Party	Absentee Voting		Early Voting		Total	
Anthony Welti		61	9.53%	0	0.00%	61	9.53%
Chirayu Avinash Patel		76	11.88%	0	0.00%	76	11.88%
Mike Kreidler		503	78.59%	0	0.00%	503	78.59%
Cast Votes:		640	100.00%	0	0.00%	640	100.00%
Undervotes:		49		0		49	
Overvotes:		0		0		0	
Unresolved write-in votes:		0		0		0	

**Precinct Results Report**

2020 Primary

Run Time 9:43 AM  
Run Date 08/18/2020**San Juan County**

Primary

8/4/2020

Page 97

**Official Results**Registered Voters  
9418 of 13727 = 68.61%Precincts Reporting  
0 of 19 = 0.00%**25 Orcas East**

689 of 939 registered voters = 73.38%

**State Senator - 4-year term - vote for one**

Choice	Party	Absentee Voting	Early Voting	Total
Charles Carrell		134 20.15%	0 0.00%	134 20.15%
Elizabeth (Liz) Lovelett		531 79.85%	0 0.00%	531 79.85%
Cast Votes:		665 100.00%	0 0.00%	665 100.00%
Undervotes:		24	0	24
Overvotes:		0	0	0
Unresolved write-in votes:		0	0	0

**State Representative Position 1 - 2-year term - vote for one**

Choice	Party	Absentee Voting	Early Voting	Total
Debra Lekanoff		533 100.00%	0 0.00%	533 100.00%
Cast Votes:		533 100.00%	0 0.00%	533 100.00%
Undervotes:		123	0	123
Overvotes:		0	0	0
Unresolved write-in votes:		33	0	33

**State Representative Position 2 - 2-Year Short and Full Term - vote for one**

Choice	Party	Absentee Voting	Early Voting	Total
Alex Ramel		517 78.93%	0 0.00%	517 78.93%
Russ Dzialo		138 21.07%	0 0.00%	138 21.07%
Cast Votes:		655 100.00%	0 0.00%	655 100.00%
Undervotes:		34	0	34
Overvotes:		0	0	0
Unresolved write-in votes:		0	0	0

**Precinct Results Report**

2020 Primary

Run Time 9:43 AM  
Run Date 08/18/2020**San Juan County**

Primary

8/4/2020

Page 98

**Official Results**Registered Voters  
9418 of 13727 = 68.61%Precincts Reporting  
0 of 19 = 0.00%**25 Orcas East**

689 of 939 registered voters = 73.38%

**San Juan County Council Residency District Commissioner 1 - 4-year term - vote for one**

Choice	Party	Absentee Voting		Early Voting		Total	
Ryan T. Palmateer		243	43.24%	0	0.00%	243	43.24%
Steve Wehrly		28	4.98%	0	0.00%	28	4.98%
Christine Minney		149	26.51%	0	0.00%	149	26.51%
Sharon Kivisto		103	18.33%	0	0.00%	103	18.33%
Daniel Miller		39	6.94%	0	0.00%	39	6.94%
Cast Votes:		562	100.00%	0	0.00%	562	100.00%
Undervotes:		123		0		123	
Overvotes:		0		0		0	
Unresolved write-in votes:		4		0		4	

**San Juan County Council Residency District Commissioner 2 - 4-year term - vote for one**

Choice	Party	Absentee Voting		Early Voting		Total	
Cindy Wolf		255	38.93%	0	0.00%	255	38.93%
Rick Hughes		299	45.65%	0	0.00%	299	45.65%
Michael Durland		80	12.21%	0	0.00%	80	12.21%
Mindy Kayl (W)		21	3.21%	0	0.00%	21	3.21%
Cast Votes:		655	100.00%	0	0.00%	655	100.00%
Undervotes:		34		0		34	
Overvotes:		0		0		0	
Unresolved write-in votes:		0		0		0	

**Proposition No. 1 - Replacement Educational Programs and Operations Levy**

Choice	Party	Absentee Voting		Early Voting		Total	
Yes		470	71.32%	0	0.00%	470	71.32%
No		189	28.68%	0	0.00%	189	28.68%
Cast Votes:		659	100.00%	0	0.00%	659	100.00%
Undervotes:		30		0		30	
Overvotes:		0		0		0	
Unresolved write-in votes:		0		0		0	

**Precinct Results Report**

2020 Primary

Run Time 9:43 AM  
Run Date 08/18/2020

**San Juan County**

Primary

8/4/2020

Page 99

**Official Results**

Registered Voters  
9418 of 13727 = 68.61%

Precincts Reporting  
0 of 19 = 0.00%

**26 Blakely & Outer Is**

32 of 64 registered voters = 50.00%

**U.S. Representative - 2-year term - vote for one**

Choice	Party	Absentee Voting		Early Voting		Total	
Timothy S. Hazelo		4	12.90%	0	0.00%	4	12.90%
Tim Uy		3	9.68%	0	0.00%	3	9.68%
Kari Ilonummi		2	6.45%	0	0.00%	2	6.45%
Rick Larsen		14	45.16%	0	0.00%	14	45.16%
James Dean Golder		2	6.45%	0	0.00%	2	6.45%
Carrie R. Kennedy		0	0.00%	0	0.00%	0	0.00%
Cody Hart		3	9.68%	0	0.00%	3	9.68%
Jason Call		3	9.68%	0	0.00%	3	9.68%
Cast Votes:		31	100.00%	0	0.00%	31	100.00%
Undervotes:		1		0		1	
Overvotes:		0		0		0	
Unresolved write-in votes:		0		0		0	

**Governor - 4-year term - vote for one**

Choice	Party	Absentee Voting		Early Voting		Total	
Alex Tsimerman		0	0.00%	0	0.00%	0	0.00%
Phil Fortunato		2	6.25%	0	0.00%	2	6.25%
Ryan Ryals		0	0.00%	0	0.00%	0	0.00%
Leon Aaron Lawson		1	3.13%	0	0.00%	1	3.13%
Henry Clay Dennison		0	0.00%	0	0.00%	0	0.00%
Tim Eyman		5	15.63%	0	0.00%	5	15.63%
Liz Hallock		1	3.13%	0	0.00%	1	3.13%
Goodspaceguy		0	0.00%	0	0.00%	0	0.00%
Omari Tahir Garrett		0	0.00%	0	0.00%	0	0.00%
Don L. Rivers		0	0.00%	0	0.00%	0	0.00%
Martin L. 'Iceman' Wheeler		0	0.00%	0	0.00%	0	0.00%
Raul Garcia		2	6.25%	0	0.00%	2	6.25%
Tylor Grow		0	0.00%	0	0.00%	0	0.00%
Winston Wilkes		0	0.00%	0	0.00%	0	0.00%
Brian R. Weed		0	0.00%	0	0.00%	0	0.00%
Thor Amundson		0	0.00%	0	0.00%	0	0.00%
Gene Hart		0	0.00%	0	0.00%	0	0.00%
William (Bill) Miller		0	0.00%	0	0.00%	0	0.00%
Matthew Murray		0	0.00%	0	0.00%	0	0.00%
Dylan B. Nails		0	0.00%	0	0.00%	0	0.00%

**Precinct Results Report**

2020 Primary

Run Time 9:43 AM  
Run Date 08/18/2020

**San Juan County**

Primary

8/4/2020

Page 100

**Official Results**

Registered Voters  
9418 of 13727 = 68.61%

Precincts Reporting  
0 of 19 = 0.00%

**26 Blakely & Outer Is**

32 of 64 registered voters = 50.00%

**Governor - 4-year term - vote for one**

Choice	Party	Absentee Voting		Early Voting		Total	
Cameron M. Vessey		0	0.00%	0	0.00%	0	0.00%
David W. Blomstrom		0	0.00%	0	0.00%	0	0.00%
Anton Sakharov		2	6.25%	0	0.00%	2	6.25%
Craig Campbell		0	0.00%	0	0.00%	0	0.00%
Nate Herzog		0	0.00%	0	0.00%	0	0.00%
Cregan M. Newhouse		0	0.00%	0	0.00%	0	0.00%
Ian Gonzales		0	0.00%	0	0.00%	0	0.00%
Cairo D'Almeida		0	0.00%	0	0.00%	0	0.00%
Elaina J. Gonzalez		0	0.00%	0	0.00%	0	0.00%
Jay Inslee		15	46.88%	0	0.00%	15	46.88%
Joshua Freed		2	6.25%	0	0.00%	2	6.25%
David Voltz		0	0.00%	0	0.00%	0	0.00%
Joshua Wolf		0	0.00%	0	0.00%	0	0.00%
Loren Culp		2	6.25%	0	0.00%	2	6.25%
Richard L. Carpenter		0	0.00%	0	0.00%	0	0.00%
Bill Hirt		0	0.00%	0	0.00%	0	0.00%
Cast Votes:		32	100.00%	0	0.00%	32	100.00%
Undervotes:		0		0		0	
Overvotes:		0		0		0	
Unresolved write-in votes:		0		0		0	

**Precinct Results Report**

2020 Primary

Run Time 9:43 AM  
Run Date 08/18/2020

**San Juan County**

Primary

8/4/2020

Page 101

**Official Results**

Registered Voters  
9418 of 13727 = 68.61%

Precincts Reporting  
0 of 19 = 0.00%

**26 Blakely & Outer Is**

32 of 64 registered voters = 50.00%

**Lt. Governor - 4 -year term - vote for one**

Choice	Party	Absentee Voting		Early Voting		Total	
Joseph Brumbles		3	9.68%	0	0.00%	3	9.68%
Jared Frerichs		1	3.23%	0	0.00%	1	3.23%
Ann Davison Sattler		4	12.90%	0	0.00%	4	12.90%
James R. Rafferty		0	0.00%	0	0.00%	0	0.00%
Marko Lias		7	22.58%	0	0.00%	7	22.58%
Matt Seymour		1	3.23%	0	0.00%	1	3.23%
Michelle Jasmer		2	6.45%	0	0.00%	2	6.45%
Bill Penor		0	0.00%	0	0.00%	0	0.00%
Richard (Dick) Muri		0	0.00%	0	0.00%	0	0.00%
Denny Heck		7	22.58%	0	0.00%	7	22.58%
Marty McClendon		6	19.35%	0	0.00%	6	19.35%
Cast Votes:		31	100.00%	0	0.00%	31	100.00%
Undervotes:		1		0		1	
Overvotes:		0		0		0	
Unresolved write-in votes:		0		0		0	

**Secretary of State - 4-year term - vote for one**

Choice	Party	Absentee Voting		Early Voting		Total	
Ed Minger		0	0.00%	0	0.00%	0	0.00%
Gentry Lange		1	3.23%	0	0.00%	1	3.23%
Kim Wyman		17	54.84%	0	0.00%	17	54.84%
Gael Tarleton		13	41.94%	0	0.00%	13	41.94%
Cast Votes:		31	100.00%	0	0.00%	31	100.00%
Undervotes:		1		0		1	
Overvotes:		0		0		0	
Unresolved write-in votes:		0		0		0	

**Precinct Results Report**

2020 Primary

Run Time 9:43 AM  
Run Date 08/18/2020

**San Juan County**

Primary  
8/4/2020  
Page 102

**Official Results**

Registered Voters  
9418 of 13727 = 68.61%

Precincts Reporting  
0 of 19 = 0.00%

**26 Blakely & Outer Is** 32 of 64 registered voters = 50.00%

**State Treasurer - 4-year term - vote for one**

Choice	Party	Absentee Voting		Early Voting		Total	
Duane A. Davidson		17	54.84%	0	0.00%	17	54.84%
Mike Pellicciotti		14	45.16%	0	0.00%	14	45.16%
Cast Votes:		31	100.00%	0	0.00%	31	100.00%
Undervotes:		1		0		1	
Overvotes:		0		0		0	
Unresolved write-in votes:		0		0		0	

**State Auditor - 4-year term - vote for one**

Choice	Party	Absentee Voting		Early Voting		Total	
Joshua Casey		1	3.23%	0	0.00%	1	3.23%
Chris Leyba		15	48.39%	0	0.00%	15	48.39%
Pat (Patrice) McCarthy		15	48.39%	0	0.00%	15	48.39%
Cast Votes:		31	100.00%	0	0.00%	31	100.00%
Undervotes:		1		0		1	
Overvotes:		0		0		0	
Unresolved write-in votes:		0		0		0	

**Attorney General - 4-year term - vote for one**

Choice	Party	Absentee Voting		Early Voting		Total	
Matt Larkin		10	32.26%	0	0.00%	10	32.26%
Mike Vaska		3	9.68%	0	0.00%	3	9.68%
Brett Rogers		3	9.68%	0	0.00%	3	9.68%
Bob Ferguson		15	48.39%	0	0.00%	15	48.39%
Cast Votes:		31	100.00%	0	0.00%	31	100.00%
Undervotes:		1		0		1	
Overvotes:		0		0		0	
Unresolved write-in votes:		0		0		0	

**Precinct Results Report**

2020 Primary

Run Time 9:43 AM  
Run Date 08/18/2020**San Juan County**

Primary

8/4/2020  
Page 103**Official Results**Registered Voters  
9418 of 13727 = 68.61%Precincts Reporting  
0 of 19 = 0.00%**26 Blakely & Outer Is**

32 of 64 registered voters = 50.00%

**Commissioner of Public Lands - 4-year term - vote for one**

Choice	Party	Absentee Voting	Early Voting	Total
Cameron Whitney		4 14.29%	0 0.00%	4 14.29%
Steve Sharon		3 10.71%	0 0.00%	3 10.71%
Hilary Franz		12 42.86%	0 0.00%	12 42.86%
Kelsey Reyes		0 0.00%	0 0.00%	0 0.00%
Maryam Abasbarzy		0 0.00%	0 0.00%	0 0.00%
Sue Kuehl Pederson		7 25.00%	0 0.00%	7 25.00%
Frank Wallbrown		2 7.14%	0 0.00%	2 7.14%
Cast Votes:		28 100.00%	0 0.00%	28 100.00%
Undervotes:		4	0	4
Overvotes:		0	0	0
Unresolved write-in votes:		0	0	0

**Superintendent of Public Instruction - 4-year term - vote for one**

Choice	Party	Absentee Voting	Early Voting	Total
Ron Higgins		7 29.17%	0 0.00%	7 29.17%
Maia Espinoza		6 25.00%	0 0.00%	6 25.00%
Stan Lippmann		0 0.00%	0 0.00%	0 0.00%
David Spring		0 0.00%	0 0.00%	0 0.00%
Dennis Wick		0 0.00%	0 0.00%	0 0.00%
Chris Reykdal		11 45.83%	0 0.00%	11 45.83%
Cast Votes:		24 100.00%	0 0.00%	24 100.00%
Undervotes:		8	0	8
Overvotes:		0	0	0
Unresolved write-in votes:		0	0	0

**Insurance Commissioner - 4-year term - vote for one**

Choice	Party	Absentee Voting	Early Voting	Total
Anthony Welti		2 6.90%	0 0.00%	2 6.90%
Chirayu Avinash Patel		11 37.93%	0 0.00%	11 37.93%
Mike Kreidler		16 55.17%	0 0.00%	16 55.17%
Cast Votes:		29 100.00%	0 0.00%	29 100.00%
Undervotes:		3	0	3
Overvotes:		0	0	0
Unresolved write-in votes:		0	0	0

**Precinct Results Report**

2020 Primary

Run Time 9:43 AM  
Run Date 08/18/2020**San Juan County**

Primary

8/4/2020  
Page 104**Official Results**Registered Voters  
9418 of 13727 = 68.61%Precincts Reporting  
0 of 19 = 0.00%**26 Blakely & Outer Is**

32 of 64 registered voters = 50.00%

**State Senator - 4-year term - vote for one**

Choice	Party	Absentee Voting	Early Voting	Total
Charles Carrell		15 50.00%	0 0.00%	15 50.00%
Elizabeth (Liz) Lovelett		15 50.00%	0 0.00%	15 50.00%
Cast Votes:		30 100.00%	0 0.00%	30 100.00%
Undervotes:		2	0	2
Overvotes:		0	0	0
Unresolved write-in votes:		0	0	0

**State Representative Position 1 - 2-year term - vote for one**

Choice	Party	Absentee Voting	Early Voting	Total
Debra Lekanoff		15 100.00%	0 0.00%	15 100.00%
Cast Votes:		15 100.00%	0 0.00%	15 100.00%
Undervotes:		11	0	11
Overvotes:		0	0	0
Unresolved write-in votes:		6	0	6

**State Representative Position 2 - 2-Year Short and Full Term - vote for one**

Choice	Party	Absentee Voting	Early Voting	Total
Alex Ramel		12 42.86%	0 0.00%	12 42.86%
Russ Dzialo		16 57.14%	0 0.00%	16 57.14%
Cast Votes:		28 100.00%	0 0.00%	28 100.00%
Undervotes:		4	0	4
Overvotes:		0	0	0
Unresolved write-in votes:		0	0	0

**Precinct Results Report**

2020 Primary

Run Time 9:43 AM  
Run Date 08/18/2020**San Juan County**

Primary

8/4/2020

Page 105

**Official Results**Registered Voters  
9418 of 13727 = 68.61%Precincts Reporting  
0 of 19 = 0.00%**26 Blakely & Outer Is**

32 of 64 registered voters = 50.00%

**San Juan County Council Residency District Commissioner 1 - 4-year term - vote for one**

Choice	Party	Absentee Voting		Early Voting		Total	
Ryan T. Palmateer		3	10.71%	0	0.00%	3	10.71%
Steve Wehrly		1	3.57%	0	0.00%	1	3.57%
Christine Minney		13	46.43%	0	0.00%	13	46.43%
Sharon Kivisto		6	21.43%	0	0.00%	6	21.43%
Daniel Miller		5	17.86%	0	0.00%	5	17.86%
Cast Votes:		28	100.00%	0	0.00%	28	100.00%
Undervotes:		4		0		4	
Overvotes:		0		0		0	
Unresolved write-in votes:		0		0		0	

**San Juan County Council Residency District Commissioner 2 - 4-year term - vote for one**

Choice	Party	Absentee Voting		Early Voting		Total	
Cindy Wolf		12	42.86%	0	0.00%	12	42.86%
Rick Hughes		12	42.86%	0	0.00%	12	42.86%
Michael Durland		4	14.29%	0	0.00%	4	14.29%
Mindy Kayl (W)		0	0.00%	0	0.00%	0	0.00%
Cast Votes:		28	100.00%	0	0.00%	28	100.00%
Undervotes:		4		0		4	
Overvotes:		0		0		0	
Unresolved write-in votes:		0		0		0	

**Proposition No. 1 - Replacement Educational Programs and Operations Levy**

Choice	Party	Absentee Voting		Early Voting		Total	
Yes		19	65.52%	0	0.00%	19	65.52%
No		10	34.48%	0	0.00%	10	34.48%
Cast Votes:		29	100.00%	0	0.00%	29	100.00%
Undervotes:		3		0		3	
Overvotes:		0		0		0	
Unresolved write-in votes:		0		0		0	

**Precinct Results Report**

2020 Primary

Run Time 9:43 AM  
Run Date 08/18/2020

**San Juan County**

Primary

8/4/2020

Page 106

**Official Results**

Registered Voters  
9418 of 13727 = 68.61%

Precincts Reporting  
0 of 19 = 0.00%

**31 Lopez North**

914 of 1,262 registered voters = 72.42%

**U.S. Representative - 2-year term - vote for one**

Choice	Party	Absentee Voting		Early Voting		Total	
Timothy S. Hazelo		86	9.74%	0	0.00%	86	9.74%
Tim Uy		36	4.08%	0	0.00%	36	4.08%
Kari Ilonummi		7	0.79%	0	0.00%	7	0.79%
Rick Larsen		486	55.04%	0	0.00%	486	55.04%
James Dean Golder		10	1.13%	0	0.00%	10	1.13%
Carrie R. Kennedy		27	3.06%	0	0.00%	27	3.06%
Cody Hart		22	2.49%	0	0.00%	22	2.49%
Jason Call		209	23.67%	0	0.00%	209	23.67%
Cast Votes:		883	100.00%	0	0.00%	883	100.00%
Undervotes:		28		0		28	
Overvotes:		0		0		0	
Unresolved write-in votes:		3		0		3	

**Governor - 4-year term - vote for one**

Choice	Party	Absentee Voting		Early Voting		Total	
Alex Tsimerman		0	0.00%	0	0.00%	0	0.00%
Phil Fortunato		9	1.00%	0	0.00%	9	1.00%
Ryan Ryals		1	0.11%	0	0.00%	1	0.11%
Leon Aaron Lawson		4	0.44%	0	0.00%	4	0.44%
Henry Clay Dennison		1	0.11%	0	0.00%	1	0.11%
Tim Eyman		21	2.33%	0	0.00%	21	2.33%
Liz Hallock		6	0.67%	0	0.00%	6	0.67%
Goodspaceguy		3	0.33%	0	0.00%	3	0.33%
Omari Tahir Garrett		2	0.22%	0	0.00%	2	0.22%
Don L. Rivers		4	0.44%	0	0.00%	4	0.44%
Martin L. 'Iceman' Wheeler		0	0.00%	0	0.00%	0	0.00%
Raul Garcia		19	2.11%	0	0.00%	19	2.11%
Tylor Grow		0	0.00%	0	0.00%	0	0.00%
Winston Wilkes		0	0.00%	0	0.00%	0	0.00%
Brian R. Weed		4	0.44%	0	0.00%	4	0.44%
Thor Amundson		1	0.11%	0	0.00%	1	0.11%
Gene Hart		1	0.11%	0	0.00%	1	0.11%
William (Bill) Miller		0	0.00%	0	0.00%	0	0.00%
Matthew Murray		1	0.11%	0	0.00%	1	0.11%
Dylan B. Nails		0	0.00%	0	0.00%	0	0.00%

**Precinct Results Report**

2020 Primary

Run Time 9:43 AM  
Run Date 08/18/2020

**San Juan County**

Primary

8/4/2020

Page 107

**Official Results**

Registered Voters  
9418 of 13727 = 68.61%

Precincts Reporting  
0 of 19 = 0.00%

**31 Lopez North**

914 of 1,262 registered voters = 72.42%

**Governor - 4-year term - vote for one**

Choice	Party	Absentee Voting		Early Voting		Total	
Cameron M. Vessey		0	0.00%	0	0.00%	0	0.00%
David W. Blomstrom		0	0.00%	0	0.00%	0	0.00%
Anton Sakharov		3	0.33%	0	0.00%	3	0.33%
Craig Campbell		0	0.00%	0	0.00%	0	0.00%
Nate Herzog		1	0.11%	0	0.00%	1	0.11%
Cregan M. Newhouse		0	0.00%	0	0.00%	0	0.00%
Ian Gonzales		0	0.00%	0	0.00%	0	0.00%
Cairo D'Almeida		3	0.33%	0	0.00%	3	0.33%
Elaina J. Gonzalez		2	0.22%	0	0.00%	2	0.22%
Jay Inslee		672	74.67%	0	0.00%	672	74.67%
Joshua Freed		61	6.78%	0	0.00%	61	6.78%
David Voltz		0	0.00%	0	0.00%	0	0.00%
Joshua Wolf		0	0.00%	0	0.00%	0	0.00%
Loren Culp		80	8.89%	0	0.00%	80	8.89%
Richard L. Carpenter		1	0.11%	0	0.00%	1	0.11%
Bill Hirt		0	0.00%	0	0.00%	0	0.00%
Cast Votes:		900	100.00%	0	0.00%	900	100.00%
Undervotes:		13		0		13	
Overvotes:		0		0		0	
Unresolved write-in votes:		1		0		1	

**Precinct Results Report**

2020 Primary

Run Time 9:43 AM  
Run Date 08/18/2020**San Juan County**

Primary

8/4/2020

Page 108

**Official Results**Registered Voters  
9418 of 13727 = 68.61%Precincts Reporting  
0 of 19 = 0.00%**31 Lopez North**

914 of 1,262 registered voters = 72.42%

**Lt. Governor - 4 -year term - vote for one**

Choice	Party	Absentee Voting		Early Voting		Total	
Joseph Brumbles		22	2.66%	0	0.00%	22	2.66%
Jared Frerichs		7	0.85%	0	0.00%	7	0.85%
Ann Davison Sattler		32	3.86%	0	0.00%	32	3.86%
James R. Rafferty		32	3.86%	0	0.00%	32	3.86%
Marko Lias		247	29.83%	0	0.00%	247	29.83%
Matt Seymour		11	1.33%	0	0.00%	11	1.33%
Michelle Jasmer		98	11.84%	0	0.00%	98	11.84%
Bill Penor		7	0.85%	0	0.00%	7	0.85%
Richard (Dick) Muri		17	2.05%	0	0.00%	17	2.05%
Denny Heck		256	30.92%	0	0.00%	256	30.92%
Marty McClendon		99	11.96%	0	0.00%	99	11.96%
Cast Votes:		828	100.00%	0	0.00%	828	100.00%
Undervotes:		82		0		82	
Overvotes:		0		0		0	
Unresolved write-in votes:		4		0		4	

**Secretary of State - 4-year term - vote for one**

Choice	Party	Absentee Voting		Early Voting		Total	
Ed Minger		20	2.30%	0	0.00%	20	2.30%
Gentry Lange		27	3.10%	0	0.00%	27	3.10%
Kim Wyman		264	30.34%	0	0.00%	264	30.34%
Gael Tarleton		559	64.25%	0	0.00%	559	64.25%
Cast Votes:		870	100.00%	0	0.00%	870	100.00%
Undervotes:		42		0		42	
Overvotes:		0		0		0	
Unresolved write-in votes:		2		0		2	

**Precinct Results Report**

2020 Primary

Run Time 9:43 AM  
Run Date 08/18/2020**San Juan County**

Primary

8/4/2020

Page 109

**Official Results**Registered Voters  
9418 of 13727 = 68.61%Precincts Reporting  
0 of 19 = 0.00%**31 Lopez North**

914 of 1,262 registered voters = 72.42%

**State Treasurer - 4-year term - vote for one**

Choice	Party	Absentee Voting		Early Voting		Total	
Duane A. Davidson		225	26.22%	0	0.00%	225	26.22%
Mike Pellicciotti		633	73.78%	0	0.00%	633	73.78%
Cast Votes:		858	100.00%	0	0.00%	858	100.00%
Undervotes:		53		0		53	
Overvotes:		0		0		0	
Unresolved write-in votes:		3		0		3	

**State Auditor - 4-year term - vote for one**

Choice	Party	Absentee Voting		Early Voting		Total	
Joshua Casey		78	9.48%	0	0.00%	78	9.48%
Chris Leyba		192	23.33%	0	0.00%	192	23.33%
Pat (Patrice) McCarthy		553	67.19%	0	0.00%	553	67.19%
Cast Votes:		823	100.00%	0	0.00%	823	100.00%
Undervotes:		90		0		90	
Overvotes:		0		0		0	
Unresolved write-in votes:		1		0		1	

**Attorney General - 4-year term - vote for one**

Choice	Party	Absentee Voting		Early Voting		Total	
Matt Larkin		129	14.79%	0	0.00%	129	14.79%
Mike Vaska		27	3.10%	0	0.00%	27	3.10%
Brett Rogers		44	5.05%	0	0.00%	44	5.05%
Bob Ferguson		672	77.06%	0	0.00%	672	77.06%
Cast Votes:		872	100.00%	0	0.00%	872	100.00%
Undervotes:		39		0		39	
Overvotes:		0		0		0	
Unresolved write-in votes:		3		0		3	

**Precinct Results Report**

2020 Primary

Run Time 9:43 AM  
Run Date 08/18/2020**San Juan County**

Primary

8/4/2020  
Page 110**Official Results**Registered Voters  
9418 of 13727 = 68.61%Precincts Reporting  
0 of 19 = 0.00%**31 Lopez North**

914 of 1,262 registered voters = 72.42%

**Commissioner of Public Lands - 4-year term - vote for one**

Choice	Party	Absentee Voting		Early Voting		Total	
Cameron Whitney		18	2.15%	0	0.00%	18	2.15%
Steve Sharon		25	2.98%	0	0.00%	25	2.98%
Hilary Franz		611	72.91%	0	0.00%	611	72.91%
Kelsey Reyes		24	2.86%	0	0.00%	24	2.86%
Maryam Abasbarzy		3	0.36%	0	0.00%	3	0.36%
Sue Kuehl Pederson		128	15.27%	0	0.00%	128	15.27%
Frank Wallbrown		29	3.46%	0	0.00%	29	3.46%
Cast Votes:		838	100.00%	0	0.00%	838	100.00%
Undervotes:		73		0		73	
Overvotes:		0		0		0	
Unresolved write-in votes:		3		0		3	

**Superintendent of Public Instruction - 4-year term - vote for one**

Choice	Party	Absentee Voting		Early Voting		Total	
Ron Higgins		114	14.81%	0	0.00%	114	14.81%
Maia Espinoza		161	20.91%	0	0.00%	161	20.91%
Stan Lippmann		9	1.17%	0	0.00%	9	1.17%
David Spring		8	1.04%	0	0.00%	8	1.04%
Dennis Wick		22	2.86%	0	0.00%	22	2.86%
Chris Reykdal		456	59.22%	0	0.00%	456	59.22%
Cast Votes:		770	100.00%	0	0.00%	770	100.00%
Undervotes:		137		0		137	
Overvotes:		0		0		0	
Unresolved write-in votes:		7		0		7	

**Insurance Commissioner - 4-year term - vote for one**

Choice	Party	Absentee Voting		Early Voting		Total	
Anthony Welti		108	12.63%	0	0.00%	108	12.63%
Chirayu Avinash Patel		88	10.29%	0	0.00%	88	10.29%
Mike Kreidler		659	77.08%	0	0.00%	659	77.08%
Cast Votes:		855	100.00%	0	0.00%	855	100.00%
Undervotes:		58		0		58	
Overvotes:		0		0		0	
Unresolved write-in votes:		1		0		1	

**Precinct Results Report**

2020 Primary

Run Time 9:43 AM  
Run Date 03/18/2020

**San Juan County**

Primary  
8/4/2020  
Page 111

**Official Results**

Registered Voters  
9418 of 13727 = 68.61%

Precincts Reporting  
0 of 19 = 0.00%

**31 Lopez North**

914 of 1,262 registered voters = 72.42%

**State Senator - 4-year term - vote for one**

Choice	Party	Absentee Voting	Early Voting	Total
Charles Carrell		182 20.75%	0 0.00%	182 20.75%
Elizabeth (Liz) Lovelett		695 79.25%	0 0.00%	695 79.25%
Cast Votes:		877 100.00%	0 0.00%	877 100.00%
Undervotes:		36	0	36
Overvotes:		0	0	0
Unresolved write-in votes:		1	0	1

**State Representative Position 1 - 2-year term - vote for one**

Choice	Party	Absentee Voting	Early Voting	Total
Debra Lekanoff		697 100.00%	0 0.00%	697 100.00%
Cast Votes:		697 100.00%	0 0.00%	697 100.00%
Undervotes:		189	0	189
Overvotes:		0	0	0
Unresolved write-in votes:		28	0	28

**State Representative Position 2 - 2-Year Short and Full Term - vote for one**

Choice	Party	Absentee Voting	Early Voting	Total
Alex Ramel		662 77.07%	0 0.00%	662 77.07%
Russ Dzialo		197 22.93%	0 0.00%	197 22.93%
Cast Votes:		859 100.00%	0 0.00%	859 100.00%
Undervotes:		52	0	52
Overvotes:		0	0	0
Unresolved write-in votes:		3	0	3

**Precinct Results Report**

2020 Primary

Run Time 9:43 AM  
Run Date 08/18/2020

**San Juan County**

Primary

8/4/2020

Page 112

**Official Results**

Registered Voters  
9418 of 13727 = 68.61%

Precincts Reporting  
0 of 19 = 0.00%

**31 Lopez North**

914 of 1,262 registered voters = 72.42%

**San Juan County Council Residency District Commissioner 1 - 4-year term - vote for one**

Choice	Party	Absentee Voting		Early Voting		Total	
Ryan T. Palmateer		296	39.05%	0	0.00%	296	39.05%
Steve Wehrly		53	6.99%	0	0.00%	53	6.99%
Christine Minney		233	30.74%	0	0.00%	233	30.74%
Sharon Kivisto		145	19.13%	0	0.00%	145	19.13%
Daniel Miller		31	4.09%	0	0.00%	31	4.09%
Cast Votes:		758	100.00%	0	0.00%	758	100.00%
Undervotes:		149		0		149	
Overvotes:		0		0		0	
Unresolved write-in votes:		7		0		7	

**San Juan County Council Residency District Commissioner 2 - 4-year term - vote for one**

Choice	Party	Absentee Voting		Early Voting		Total	
Cindy Wolf		381	48.47%	0	0.00%	381	48.47%
Rick Hughes		303	38.55%	0	0.00%	303	38.55%
Michael Durland		99	12.60%	0	0.00%	99	12.60%
Mindy Kayl (W)		3	0.38%	0	0.00%	3	0.38%
Cast Votes:		786	100.00%	0	0.00%	786	100.00%
Undervotes:		121		0		121	
Overvotes:		1		0		1	
Unresolved write-in votes:		6		0		6	

**Proposition No. 1 - Technology Capital Projects Levy**

Choice	Party	Absentee Voting		Early Voting		Total	
Yes		610	70.68%	0	0.00%	610	70.68%
No		253	29.32%	0	0.00%	253	29.32%
Cast Votes:		863	100.00%	0	0.00%	863	100.00%
Undervotes:		51		0		51	
Overvotes:		0		0		0	
Unresolved write-in votes:		0		0		0	

**Precinct Results Report**

2020 Primary

Run Time 9:43 AM  
Run Date 08/18/2020

**San Juan County**

Primary

8/4/2020

Page 113

**Official Results**

Registered Voters  
9418 of 13727 = 68.61%

Precincts Reporting  
0 of 19 = 0.00%

**32 Lopez South**

683 of 957 registered voters = 71.37%

**U.S. Representative - 2-year term - vote for one**

Choice	Party	Absentee Voting		Early Voting		Total	
Timothy S. Hazelo		43	6.63%	0	0.00%	43	6.63%
Tim Uy		24	3.70%	0	0.00%	24	3.70%
Kari Ilonummi		3	0.46%	0	0.00%	3	0.46%
Rick Larsen		353	54.39%	0	0.00%	353	54.39%
James Dean Golder		4	0.62%	0	0.00%	4	0.62%
Carrie R. Kennedy		11	1.69%	0	0.00%	11	1.69%
Cody Hart		12	1.85%	0	0.00%	12	1.85%
Jason Call		199	30.66%	0	0.00%	199	30.66%
Cast Votes:		649	100.00%	0	0.00%	649	100.00%
Undervotes:		32		0		32	
Overvotes:		1		0		1	
Unresolved write-in votes:		1		0		1	

**Governor - 4-year term - vote for one**

Choice	Party	Absentee Voting		Early Voting		Total	
Alex Tsimerman		1	0.15%	0	0.00%	1	0.15%
Phil Fortunato		7	1.06%	0	0.00%	7	1.06%
Ryan Ryals		0	0.00%	0	0.00%	0	0.00%
Leon Aaron Lawson		1	0.15%	0	0.00%	1	0.15%
Henry Clay Dennison		5	0.76%	0	0.00%	5	0.76%
Tim Eyman		16	2.42%	0	0.00%	16	2.42%
Liz Hallock		8	1.21%	0	0.00%	8	1.21%
Goodspaceguy		1	0.15%	0	0.00%	1	0.15%
Omari Tahir Garrett		4	0.61%	0	0.00%	4	0.61%
Don L. Rivers		1	0.15%	0	0.00%	1	0.15%
Martin L. 'Iceman' Wheeler		0	0.00%	0	0.00%	0	0.00%
Raul Garcia		10	1.51%	0	0.00%	10	1.51%
Tylor Grow		0	0.00%	0	0.00%	0	0.00%
Winston Wilkes		0	0.00%	0	0.00%	0	0.00%
Brian R. Weed		1	0.15%	0	0.00%	1	0.15%
Thor Amundson		0	0.00%	0	0.00%	0	0.00%
Gene Hart		0	0.00%	0	0.00%	0	0.00%
William (Bill) Miller		0	0.00%	0	0.00%	0	0.00%
Matthew Murray		1	0.15%	0	0.00%	1	0.15%
Dylan B. Nails		0	0.00%	0	0.00%	0	0.00%

**Precinct Results Report**

2020 Primary

Run Time 9:43 AM  
Run Date 08/18/2020

**San Juan County**

Primary

8/4/2020

Page 114

**Official Results**

Registered Voters  
9418 of 13727 = 68.61%

Precincts Reporting  
0 of 19 = 0.00%

**32 Lopez South**

683 of 957 registered voters = 71.37%

**Governor - 4-year term - vote for one**

Choice	Party	Absentee Voting		Early Voting		Total	
Cameron M. Vessey		0	0.00%	0	0.00%	0	0.00%
David W. Blomstrom		0	0.00%	0	0.00%	0	0.00%
Anton Sakharov		0	0.00%	0	0.00%	0	0.00%
Craig Campbell		0	0.00%	0	0.00%	0	0.00%
Nate Herzog		1	0.15%	0	0.00%	1	0.15%
Cregan M. Newhouse		0	0.00%	0	0.00%	0	0.00%
Ian Gonzales		0	0.00%	0	0.00%	0	0.00%
Cairo D'Almeida		1	0.15%	0	0.00%	1	0.15%
Elaina J. Gonzalez		1	0.15%	0	0.00%	1	0.15%
Jay Inslee		523	79.12%	0	0.00%	523	79.12%
Joshua Freed		20	3.03%	0	0.00%	20	3.03%
David Voltz		1	0.15%	0	0.00%	1	0.15%
Joshua Wolf		0	0.00%	0	0.00%	0	0.00%
Loren Culp		56	8.47%	0	0.00%	56	8.47%
Richard L. Carpenter		2	0.30%	0	0.00%	2	0.30%
Bill Hirt		0	0.00%	0	0.00%	0	0.00%
Cast Votes:		661	100.00%	0	0.00%	661	100.00%
Undervotes:		21		0		21	
Overvotes:		0		0		0	
Unresolved write-in votes:		1		0		1	

**Precinct Results Report**

2020 Primary

Run Time 9:43 AM  
Run Date 08/18/2020**San Juan County**

Primary

8/4/2020

Page 115

**Official Results**Registered Voters  
9418 of 13727 = 68.61%Precincts Reporting  
0 of 19 = 0.00%**32 Lopez South**

683 of 957 registered voters = 71.37%

**Lt. Governor - 4 -year term - vote for one**

Choice	Party	Absentee Voting		Early Voting		Total	
Joseph Brumbles		11	1.79%	0	0.00%	11	1.79%
Jared Frerichs		5	0.82%	0	0.00%	5	0.82%
Ann Davison Sattler		16	2.61%	0	0.00%	16	2.61%
James R. Rafferty		10	1.63%	0	0.00%	10	1.63%
Marko Lias		212	34.58%	0	0.00%	212	34.58%
Matt Seymour		8	1.31%	0	0.00%	8	1.31%
Michelle Jasmer		65	10.60%	0	0.00%	65	10.60%
Bill Penor		6	0.98%	0	0.00%	6	0.98%
Richard (Dick) Muri		13	2.12%	0	0.00%	13	2.12%
Denny Heck		214	34.91%	0	0.00%	214	34.91%
Marty McClendon		53	8.65%	0	0.00%	53	8.65%
Cast Votes:		613	100.00%	0	0.00%	613	100.00%
Undervotes:		69		0		69	
Overvotes:		0		0		0	
Unresolved write-in votes:		1		0		1	

**Secretary of State - 4-year term - vote for one**

Choice	Party	Absentee Voting		Early Voting		Total	
Ed Minger		14	2.19%	0	0.00%	14	2.19%
Gentry Lange		34	5.31%	0	0.00%	34	5.31%
Kim Wyman		166	25.94%	0	0.00%	166	25.94%
Gael Tarleton		426	66.56%	0	0.00%	426	66.56%
Cast Votes:		640	100.00%	0	0.00%	640	100.00%
Undervotes:		42		0		42	
Overvotes:		0		0		0	
Unresolved write-in votes:		1		0		1	

**Precinct Results Report**

2020 Primary

Run Time 9:43 AM  
Run Date 08/18/2020

**San Juan County**

Primary  
8/4/2020  
Page 116

**Official Results**

Registered Voters  
9418 of 13727 = 68.61%

Precincts Reporting  
0 of 19 = 0.00%

**32 Lopez South**

683 of 957 registered voters = 71.37%

**State Treasurer - 4-year term - vote for one**

Choice	Party	Absentee Voting		Early Voting		Total	
Duane A. Davidson		139	22.03%	0	0.00%	139	22.03%
Mike Pellicciotti		492	77.97%	0	0.00%	492	77.97%
Cast Votes:		631	100.00%	0	0.00%	631	100.00%
Undervotes:		52		0		52	
Overvotes:		0		0		0	
Unresolved write-in votes:		0		0		0	

**State Auditor - 4-year term - vote for one**

Choice	Party	Absentee Voting		Early Voting		Total	
Joshua Casey		70	11.82%	0	0.00%	70	11.82%
Chris Leyba		104	17.57%	0	0.00%	104	17.57%
Pat (Patrice) McCarthy		418	70.61%	0	0.00%	418	70.61%
Cast Votes:		592	100.00%	0	0.00%	592	100.00%
Undervotes:		90		0		90	
Overvotes:		0		0		0	
Unresolved write-in votes:		1		0		1	

**Attorney General - 4-year term - vote for one**

Choice	Party	Absentee Voting		Early Voting		Total	
Matt Larkin		80	12.38%	0	0.00%	80	12.38%
Mike Vaska		11	1.70%	0	0.00%	11	1.70%
Brett Rogers		21	3.25%	0	0.00%	21	3.25%
Bob Ferguson		534	82.66%	0	0.00%	534	82.66%
Cast Votes:		646	100.00%	0	0.00%	646	100.00%
Undervotes:		36		0		36	
Overvotes:		0		0		0	
Unresolved write-in votes:		1		0		1	

**Precinct Results Report**

2020 Primary

Run Time 9:43 AM  
Run Date 08/18/2020

**San Juan County**

Primary

8/4/2020

Page 117

**Official Results**

Registered Voters  
9418 of 13727 = 68.61%

Precincts Reporting  
0 of 19 = 0.00%

**32 Lopez South**

683 of 957 registered voters = 71.37%

**Commissioner of Public Lands - 4-year term - vote for one**

Choice	Party	Absentee Voting		Early Voting		Total	
Cameron Whitney		11	1.82%	0	0.00%	11	1.82%
Steve Sharon		24	3.97%	0	0.00%	24	3.97%
Hilary Franz		468	77.36%	0	0.00%	468	77.36%
Kelsey Reyes		13	2.15%	0	0.00%	13	2.15%
Maryam Abasbarzy		2	0.33%	0	0.00%	2	0.33%
Sue Kuehl Pederson		56	9.26%	0	0.00%	56	9.26%
Frank Wallbrown		31	5.12%	0	0.00%	31	5.12%
Cast Votes:		605	100.00%	0	0.00%	605	100.00%
Undervotes:		77		0		77	
Overvotes:		0		0		0	
Unresolved write-in votes:		1		0		1	

**Superintendent of Public Instruction - 4-year term - vote for one**

Choice	Party	Absentee Voting		Early Voting		Total	
Ron Higgins		48	8.82%	0	0.00%	48	8.82%
Maia Espinoza		108	19.85%	0	0.00%	108	19.85%
Stan Lippmann		12	2.21%	0	0.00%	12	2.21%
David Spring		11	2.02%	0	0.00%	11	2.02%
Dennis Wick		6	1.10%	0	0.00%	6	1.10%
Chris Reykdal		359	65.99%	0	0.00%	359	65.99%
Cast Votes:		544	100.00%	0	0.00%	544	100.00%
Undervotes:		138		0		138	
Overvotes:		0		0		0	
Unresolved write-in votes:		1		0		1	

**Insurance Commissioner - 4-year term - vote for one**

Choice	Party	Absentee Voting		Early Voting		Total	
Anthony Welti		63	10.05%	0	0.00%	63	10.05%
Chirayu Avinash Patel		53	8.45%	0	0.00%	53	8.45%
Mike Kreidler		511	81.50%	0	0.00%	511	81.50%
Cast Votes:		627	100.00%	0	0.00%	627	100.00%
Undervotes:		56		0		56	
Overvotes:		0		0		0	
Unresolved write-in votes:		0		0		0	

**Precinct Results Report**

2020 Primary

Run Time 9:43 AM  
Run Date 08/18/2020**San Juan County**

Primary

8/4/2020  
Page 118**Official Results**Registered Voters  
9418 of 13727 = 68.61%Precincts Reporting  
0 of 19 = 0.00%**32 Lopez South**

683 of 957 registered voters = 71.37%

**State Senator - 4-year term - vote for one**

Choice	Party	Absentee Voting		Early Voting		Total	
Charles Carrell		102	15.84%	0	0.00%	102	15.84%
Elizabeth (Liz) Lovelett		542	84.16%	0	0.00%	542	84.16%
Cast Votes:		644	100.00%	0	0.00%	644	100.00%
Undervotes:		36		0		36	
Overvotes:		0		0		0	
Unresolved write-in votes:		3		0		3	

**State Representative Position 1 - 2-year term - vote for one**

Choice	Party	Absentee Voting		Early Voting		Total	
Debra Lekanoff		524	100.00%	0	0.00%	524	100.00%
Cast Votes:		524	100.00%	0	0.00%	524	100.00%
Undervotes:		132		0		132	
Overvotes:		0		0		0	
Unresolved write-in votes:		27		0		27	

**State Representative Position 2 - 2-Year Short and Full Term - vote for one**

Choice	Party	Absentee Voting		Early Voting		Total	
Alex Ramel		530	83.20%	0	0.00%	530	83.20%
Russ Dzialo		107	16.80%	0	0.00%	107	16.80%
Cast Votes:		637	100.00%	0	0.00%	637	100.00%
Undervotes:		46		0		46	
Overvotes:		0		0		0	
Unresolved write-in votes:		0		0		0	

**Precinct Results Report**

2020 Primary

Run Time 9:43 AM  
Run Date 08/18/2020

**San Juan County**

Primary

8/4/2020

Page 119

**Official Results**

Registered Voters  
9418 of 13727 = 68.61%

Precincts Reporting  
0 of 19 = 0.00%

**32 Lopez South**

683 of 957 registered voters = 71.37%

**San Juan County Council Residency District Commissioner 1 - 4-year term - vote for one**

Choice	Party	Absentee Voting		Early Voting		Total	
Ryan T. Palmateer		240	42.11%	0	0.00%	240	42.11%
Steve Wehrly		28	4.91%	0	0.00%	28	4.91%
Christine Minney		156	27.37%	0	0.00%	156	27.37%
Sharon Kivisto		117	20.53%	0	0.00%	117	20.53%
Daniel Miller		29	5.09%	0	0.00%	29	5.09%
Cast Votes:		570	100.00%	0	0.00%	570	100.00%
Undervotes:		112		0		112	
Overvotes:		0		0		0	
Unresolved write-in votes:		1		0		1	

**San Juan County Council Residency District Commissioner 2 - 4-year term - vote for one**

Choice	Party	Absentee Voting		Early Voting		Total	
Cindy Wolf		300	50.85%	0	0.00%	300	50.85%
Rick Hughes		201	34.07%	0	0.00%	201	34.07%
Michael Durland		86	14.58%	0	0.00%	86	14.58%
Mindy Kayl (W)		3	0.51%	0	0.00%	3	0.51%
Cast Votes:		590	100.00%	0	0.00%	590	100.00%
Undervotes:		89		0		89	
Overvotes:		0		0		0	
Unresolved write-in votes:		4		0		4	

**Proposition No. 1 - Technology Capital Projects Levy**

Choice	Party	Absentee Voting		Early Voting		Total	
Yes		452	71.07%	0	0.00%	452	71.07%
No		184	28.93%	0	0.00%	184	28.93%
Cast Votes:		636	100.00%	0	0.00%	636	100.00%
Undervotes:		46		0		46	
Overvotes:		1		0		1	
Unresolved write-in votes:		0		0		0	

**Precinct Results Report**

2020 Primary

Run Time 9:43 AM  
Run Date 08/18/2020

**San Juan County**

Primary

8/4/2020

Page 120

**Official Results**

Registered Voters  
9418 of 13727 = 68.61%

Precincts Reporting  
0 of 19 = 0.00%

**33 Decatur and Outer Is**

80 of 122 registered voters = 65.57%

**U.S. Representative - 2-year term - vote for one**

Choice	Party	Absentee Voting		Early Voting		Total	
Timothy S. Hazelo		11	14.10%	0	0.00%	11	14.10%
Tim Uy		10	12.82%	0	0.00%	10	12.82%
Kari Ilonummi		1	1.28%	0	0.00%	1	1.28%
Rick Larsen		43	55.13%	0	0.00%	43	55.13%
James Dean Golder		1	1.28%	0	0.00%	1	1.28%
Carrie R. Kennedy		3	3.85%	0	0.00%	3	3.85%
Cody Hart		5	6.41%	0	0.00%	5	6.41%
Jason Call		4	5.13%	0	0.00%	4	5.13%
Cast Votes:		78	100.00%	0	0.00%	78	100.00%
Undervotes:		1		0		1	
Overvotes:		1		0		1	
Unresolved write-in votes:		0		0		0	

**Governor - 4-year term - vote for one**

Choice	Party	Absentee Voting		Early Voting		Total	
Alex Tsimerman		0	0.00%	0	0.00%	0	0.00%
Phil Fortunato		6	7.79%	0	0.00%	6	7.79%
Ryan Ryals		0	0.00%	0	0.00%	0	0.00%
Leon Aaron Lawson		1	1.30%	0	0.00%	1	1.30%
Henry Clay Dennison		0	0.00%	0	0.00%	0	0.00%
Tim Eyman		4	5.19%	0	0.00%	4	5.19%
Liz Hallock		1	1.30%	0	0.00%	1	1.30%
Goodspaceguy		0	0.00%	0	0.00%	0	0.00%
Omari Tahir Garrett		0	0.00%	0	0.00%	0	0.00%
Don L. Rivers		1	1.30%	0	0.00%	1	1.30%
Martin L. 'Iceman' Wheeler		0	0.00%	0	0.00%	0	0.00%
Raul Garcia		2	2.60%	0	0.00%	2	2.60%
Tylor Grow		0	0.00%	0	0.00%	0	0.00%
Winston Wilkes		0	0.00%	0	0.00%	0	0.00%
Brian R. Weed		0	0.00%	0	0.00%	0	0.00%
Thor Amundson		0	0.00%	0	0.00%	0	0.00%
Gene Hart		0	0.00%	0	0.00%	0	0.00%
William (Bill) Miller		0	0.00%	0	0.00%	0	0.00%
Matthew Murray		2	2.60%	0	0.00%	2	2.60%
Dylan B. Nails		0	0.00%	0	0.00%	0	0.00%

**Precinct Results Report**

2020 Primary

Run Time 9:43 AM  
Run Date 08/18/2020

**San Juan County**

Primary

8/4/2020

Page 121

**Official Results**

Registered Voters  
9418 of 13727 = 68.61%

Precincts Reporting  
0 of 19 = 0.00%

**33 Decatur and Outer Is**

80 of 122 registered voters = 65.57%

**Governor - 4-year term - vote for one**

Choice	Party	Absentee Voting		Early Voting		Total	
Cameron M. Vessey		0	0.00%	0	0.00%	0	0.00%
David W. Blomstrom		0	0.00%	0	0.00%	0	0.00%
Anton Sakharov		3	3.90%	0	0.00%	3	3.90%
Craig Campbell		0	0.00%	0	0.00%	0	0.00%
Nate Herzog		0	0.00%	0	0.00%	0	0.00%
Cregan M. Newhouse		0	0.00%	0	0.00%	0	0.00%
Ian Gonzales		0	0.00%	0	0.00%	0	0.00%
Cairo D'Almeida		0	0.00%	0	0.00%	0	0.00%
Elaina J. Gonzalez		0	0.00%	0	0.00%	0	0.00%
Jay Inslee		44	57.14%	0	0.00%	44	57.14%
Joshua Freed		1	1.30%	0	0.00%	1	1.30%
David Voltz		0	0.00%	0	0.00%	0	0.00%
Joshua Wolf		0	0.00%	0	0.00%	0	0.00%
Loren Culp		12	15.58%	0	0.00%	12	15.58%
Richard L. Carpenter		0	0.00%	0	0.00%	0	0.00%
Bill Hirt		0	0.00%	0	0.00%	0	0.00%
Cast Votes:		77	100.00%	0	0.00%	77	100.00%
Undervotes:		3		0		3	
Overvotes:		0		0		0	
Unresolved write-in votes:		0		0		0	

**Precinct Results Report**

2020 Primary

Run Time 9:43 AM  
Run Date 08/18/2020**San Juan County**

Primary

8/4/2020

Page 122

**Official Results**Registered Voters  
9418 of 13727 = 68.61%Precincts Reporting  
0 of 19 = 0.00%**33 Decatur and Outer Is**

80 of 122 registered voters = 65.57%

**Lt. Governor - 4 -year term - vote for one**

Choice	Party	Absentee Voting		Early Voting		Total	
Joseph Brumbles		5	6.67%	0	0.00%	5	6.67%
Jared Frerichs		1	1.33%	0	0.00%	1	1.33%
Ann Davison Sattler		12	16.00%	0	0.00%	12	16.00%
James R. Rafferty		1	1.33%	0	0.00%	1	1.33%
Marko Liias		12	16.00%	0	0.00%	12	16.00%
Matt Seymour		0	0.00%	0	0.00%	0	0.00%
Michelle Jasmer		1	1.33%	0	0.00%	1	1.33%
Bill Penor		1	1.33%	0	0.00%	1	1.33%
Richard (Dick) Muri		4	5.33%	0	0.00%	4	5.33%
Denny Heck		29	38.67%	0	0.00%	29	38.67%
Marty McClendon		9	12.00%	0	0.00%	9	12.00%
Cast Votes:		75	100.00%	0	0.00%	75	100.00%
Undervotes:		5		0		5	
Overvotes:		0		0		0	
Unresolved write-in votes:		0		0		0	

**Secretary of State - 4-year term - vote for one**

Choice	Party	Absentee Voting		Early Voting		Total	
Ed Minger		3	3.85%	0	0.00%	3	3.85%
Gentry Lange		0	0.00%	0	0.00%	0	0.00%
Kim Wyman		38	48.72%	0	0.00%	38	48.72%
Gael Tarleton		37	47.44%	0	0.00%	37	47.44%
Cast Votes:		78	100.00%	0	0.00%	78	100.00%
Undervotes:		2		0		2	
Overvotes:		0		0		0	
Unresolved write-in votes:		0		0		0	

**Precinct Results Report**

2020 Primary

Run Time 9:43 AM  
Run Date 08/18/2020**San Juan County**

Primary

8/4/2020

Page 123

**Official Results**Registered Voters  
9418 of 13727 = 68.61%Precincts Reporting  
0 of 19 = 0.00%**33 Decatur and Outer Is**

80 of 122 registered voters = 65.57%

**State Treasurer - 4-year term - vote for one**

Choice	Party	Absentee Voting		Early Voting		Total	
Duane A. Davidson		33	44.59%	0	0.00%	33	44.59%
Mike Pellucciotti		41	55.41%	0	0.00%	41	55.41%
Cast Votes:		74	100.00%	0	0.00%	74	100.00%
Undervotes:		6		0		6	
Overvotes:		0		0		0	
Unresolved write-in votes:		0		0		0	

**State Auditor - 4-year term - vote for one**

Choice	Party	Absentee Voting		Early Voting		Total	
Joshua Casey		5	6.76%	0	0.00%	5	6.76%
Chris Leyba		28	37.84%	0	0.00%	28	37.84%
Pat (Patrice) McCarthy		41	55.41%	0	0.00%	41	55.41%
Cast Votes:		74	100.00%	0	0.00%	74	100.00%
Undervotes:		6		0		6	
Overvotes:		0		0		0	
Unresolved write-in votes:		0		0		0	

**Attorney General - 4-year term - vote for one**

Choice	Party	Absentee Voting		Early Voting		Total	
Matt Larkin		18	23.08%	0	0.00%	18	23.08%
Mike Vaska		3	3.85%	0	0.00%	3	3.85%
Brett Rogers		10	12.82%	0	0.00%	10	12.82%
Bob Ferguson		47	60.26%	0	0.00%	47	60.26%
Cast Votes:		78	100.00%	0	0.00%	78	100.00%
Undervotes:		2		0		2	
Overvotes:		0		0		0	
Unresolved write-in votes:		0		0		0	

**Precinct Results Report**

2020 Primary

Run Time 9:43 AM  
Run Date 08/18/2020

**San Juan County**

Primary

8/4/2020  
Page 124

**Official Results**

Registered Voters  
9418 of 13727 = 68.61%

Precincts Reporting  
0 of 19 = 0.00%

**33 Decatur and Outer Is**

80 of 122 registered voters = 65.57%

**Commissioner of Public Lands - 4-year term - vote for one**

Choice	Party	Absentee Voting	Early Voting	Total
Cameron Whitney		8 10.96%	0 0.00%	8 10.96%
Steve Sharon		4 5.48%	0 0.00%	4 5.48%
Hilary Franz		43 58.90%	0 0.00%	43 58.90%
Kelsey Reyes		1 1.37%	0 0.00%	1 1.37%
Maryam Abasbarzy		2 2.74%	0 0.00%	2 2.74%
Sue Kuehl Pederson		13 17.81%	0 0.00%	13 17.81%
Frank Wallbrown		2 2.74%	0 0.00%	2 2.74%
Cast Votes:		73 100.00%	0 0.00%	73 100.00%
Undervotes:		7	0	7
Overvotes:		0	0	0
Unresolved write-in votes:		0	0	0

**Superintendent of Public Instruction - 4-year term - vote for one**

Choice	Party	Absentee Voting	Early Voting	Total
Ron Higgins		11 17.19%	0 0.00%	11 17.19%
Maia Espinoza		4 6.25%	0 0.00%	4 6.25%
Stan Lippmann		2 3.13%	0 0.00%	2 3.13%
David Spring		4 6.25%	0 0.00%	4 6.25%
Dennis Wick		2 3.13%	0 0.00%	2 3.13%
Chris Reykdal		41 64.06%	0 0.00%	41 64.06%
Cast Votes:		64 100.00%	0 0.00%	64 100.00%
Undervotes:		16	0	16
Overvotes:		0	0	0
Unresolved write-in votes:		0	0	0

**Insurance Commissioner - 4-year term - vote for one**

Choice	Party	Absentee Voting	Early Voting	Total
Anthony Welti		7 9.46%	0 0.00%	7 9.46%
Chirayu Avinash Patel		18 24.32%	0 0.00%	18 24.32%
Mike Kreidler		49 66.22%	0 0.00%	49 66.22%
Cast Votes:		74 100.00%	0 0.00%	74 100.00%
Undervotes:		6	0	6
Overvotes:		0	0	0
Unresolved write-in votes:		0	0	0

**Precinct Results Report**

2020 Primary

Run Time 9:43 AM  
Run Date 08/18/2020**San Juan County**

Primary

8/4/2020

Page 125

**Official Results**Registered Voters  
9418 of 13727 = 68.61%Precincts Reporting  
0 of 19 = 0.00%**33 Decatur and Outer Is**

80 of 122 registered voters = 65.57%

**State Senator - 4-year term - vote for one**

Choice	Party	Absentee Voting		Early Voting		Total	
Charles Carrell		29	38.16%	0	0.00%	29	38.16%
Elizabeth (Liz) Lovelett		47	61.84%	0	0.00%	47	61.84%
Cast Votes:		76	100.00%	0	0.00%	76	100.00%
Undervotes:		4		0		4	
Overvotes:		0		0		0	
Unresolved write-in votes:		0		0		0	

**State Representative Position 1 - 2-year term - vote for one**

Choice	Party	Absentee Voting		Early Voting		Total	
Debra Lekanoff		45	100.00%	0	0.00%	45	100.00%
Cast Votes:		45	100.00%	0	0.00%	45	100.00%
Undervotes:		27		0		27	
Overvotes:		0		0		0	
Unresolved write-in votes:		8		0		8	

**State Representative Position 2 - 2-Year Short and Full Term - vote for one**

Choice	Party	Absentee Voting		Early Voting		Total	
Alex Ramel		43	57.33%	0	0.00%	43	57.33%
Russ Dzialo		32	42.67%	0	0.00%	32	42.67%
Cast Votes:		75	100.00%	0	0.00%	75	100.00%
Undervotes:		5		0		5	
Overvotes:		0		0		0	
Unresolved write-in votes:		0		0		0	

**Precinct Results Report**

2020 Primary

Run Time 9:43 AM  
Run Date 08/18/2020

**San Juan County**

Primary

8/4/2020

Page 126

**Official Results**

Registered Voters  
9418 of 13727 = 68.61%

Precincts Reporting  
0 of 19 = 0.00%

**33 Decatur and Outer Is**

80 of 122 registered voters = 65.57%

**San Juan County Council Residency District Commissioner 1 - 4-year term - vote for one**

Choice	Party	Absentee Voting		Early Voting		Total	
Ryan T. Palmateer		27	42.19%	0	0.00%	27	42.19%
Steve Wehrly		4	6.25%	0	0.00%	4	6.25%
Christine Minney		17	26.56%	0	0.00%	17	26.56%
Sharon Kivisto		7	10.94%	0	0.00%	7	10.94%
Daniel Miller		9	14.06%	0	0.00%	9	14.06%
Cast Votes:		64	100.00%	0	0.00%	64	100.00%
Undervotes:		16		0		16	
Overvotes:		0		0		0	
Unresolved write-in votes:		0		0		0	

**San Juan County Council Residency District Commissioner 2 - 4-year term - vote for one**

Choice	Party	Absentee Voting		Early Voting		Total	
Cindy Wolf		30	44.78%	0	0.00%	30	44.78%
Rick Hughes		27	40.30%	0	0.00%	27	40.30%
Michael Durland		10	14.93%	0	0.00%	10	14.93%
Mindy Kayl (W)		0	0.00%	0	0.00%	0	0.00%
Cast Votes:		67	100.00%	0	0.00%	67	100.00%
Undervotes:		13		0		13	
Overvotes:		0		0		0	
Unresolved write-in votes:		0		0		0	

**Proposition No. 1 - Technology Capital Projects Levy**

Choice	Party	Absentee Voting		Early Voting		Total	
Yes		38	50.67%	0	0.00%	38	50.67%
No		37	49.33%	0	0.00%	37	49.33%
Cast Votes:		75	100.00%	0	0.00%	75	100.00%
Undervotes:		5		0		5	
Overvotes:		0		0		0	
Unresolved write-in votes:		0		0		0	

**Precinct Results Report**

2020 Primary

Run Time 9:43 AM  
Run Date 08/18/2020**San Juan County**

Primary

8/4/2020  
Page 127**Official Results**Registered Voters  
9418 of 13727 = 68.61%Precincts Reporting  
0 of 19 = 0.00%**41 Shaw**

115 of 170 registered voters = 67.65%

**U.S. Representative - 2-year term - vote for one**

Choice	Party	Absentee Voting		Early Voting		Total	
Timothy S. Hazelo		11	9.73%	0	0.00%	11	9.73%
Tim Uy		7	6.19%	0	0.00%	7	6.19%
Kari Ilonummi		0	0.00%	0	0.00%	0	0.00%
Rick Larsen		77	68.14%	0	0.00%	77	68.14%
James Dean Golder		0	0.00%	0	0.00%	0	0.00%
Carrie R. Kennedy		1	0.88%	0	0.00%	1	0.88%
Cody Hart		2	1.77%	0	0.00%	2	1.77%
Jason Call		15	13.27%	0	0.00%	15	13.27%
Cast Votes:		113	100.00%	0	0.00%	113	100.00%
Undervotes:		2		0		2	
Overvotes:		0		0		0	
Unresolved write-in votes:		0		0		0	

**Governor - 4-year term - vote for one**

Choice	Party	Absentee Voting		Early Voting		Total	
Alex Tsimerman		0	0.00%	0	0.00%	0	0.00%
Phil Fortunato		1	0.88%	0	0.00%	1	0.88%
Ryan Ryals		0	0.00%	0	0.00%	0	0.00%
Leon Aaron Lawson		2	1.75%	0	0.00%	2	1.75%
Henry Clay Dennison		0	0.00%	0	0.00%	0	0.00%
Tim Eyman		0	0.00%	0	0.00%	0	0.00%
Liz Hallock		1	0.88%	0	0.00%	1	0.88%
Goodspaceguy		0	0.00%	0	0.00%	0	0.00%
Omari Tahir Garrett		1	0.88%	0	0.00%	1	0.88%
Don L. Rivers		0	0.00%	0	0.00%	0	0.00%
Martin L. 'Iceman' Wheeler		0	0.00%	0	0.00%	0	0.00%
Raul Garcia		2	1.75%	0	0.00%	2	1.75%
Tylor Grow		0	0.00%	0	0.00%	0	0.00%
Winston Wilkes		0	0.00%	0	0.00%	0	0.00%
Brian R. Weed		0	0.00%	0	0.00%	0	0.00%
Thor Amundson		0	0.00%	0	0.00%	0	0.00%
Gene Hart		0	0.00%	0	0.00%	0	0.00%
William (Bill) Miller		0	0.00%	0	0.00%	0	0.00%
Matthew Murray		0	0.00%	0	0.00%	0	0.00%
Dylan B. Nails		0	0.00%	0	0.00%	0	0.00%

**Precinct Results Report**

2020 Primary

Run Time 9:43 AM  
Run Date 08/18/2020

**San Juan County**

Primary

8/4/2020

Page 128

**Official Results**

Registered Voters  
9418 of 13727 = 68.61%

Precincts Reporting  
0 of 19 = 0.00%

**41 Shaw**

115 of 170 registered voters = 67.65%

**Governor - 4-year term - vote for one**

Choice	Party	Absentee Voting		Early Voting		Total	
Cameron M. Vessey		0	0.00%	0	0.00%	0	0.00%
David W. Blomstrom		0	0.00%	0	0.00%	0	0.00%
Anton Sakharov		1	0.88%	0	0.00%	1	0.88%
Craig Campbell		0	0.00%	0	0.00%	0	0.00%
Nate Herzog		2	1.75%	0	0.00%	2	1.75%
Cregan M. Newhouse		1	0.88%	0	0.00%	1	0.88%
Ian Gonzales		0	0.00%	0	0.00%	0	0.00%
Cairo D'Almeida		0	0.00%	0	0.00%	0	0.00%
Elaina J. Gonzalez		0	0.00%	0	0.00%	0	0.00%
Jay Inslee		86	75.44%	0	0.00%	86	75.44%
Joshua Freed		9	7.89%	0	0.00%	9	7.89%
David Voltz		0	0.00%	0	0.00%	0	0.00%
Joshua Wolf		0	0.00%	0	0.00%	0	0.00%
Loren Culp		8	7.02%	0	0.00%	8	7.02%
Richard L. Carpenter		0	0.00%	0	0.00%	0	0.00%
Bill Hirt		0	0.00%	0	0.00%	0	0.00%
Cast Votes:		114	100.00%	0	0.00%	114	100.00%
Undervotes:		1		0		1	
Overvotes:		0		0		0	
Unresolved write-in votes:		0		0		0	

**Precinct Results Report**

2020 Primary

Run Time 9:43 AM  
Run Date 08/18/2020**San Juan County**

Primary

8/4/2020

Page 129

**Official Results**Registered Voters  
9418 of 13727 = 68.61%Precincts Reporting  
0 of 19 = 0.00%**41 Shaw**

115 of 170 registered voters = 67.65%

**Lt. Governor - 4 -year term - vote for one**

Choice	Party	Absentee Voting		Early Voting		Total	
Joseph Brumbles		1	0.93%	0	0.00%	1	0.93%
Jared Frerichs		0	0.00%	0	0.00%	0	0.00%
Ann Davison Sattler		9	8.41%	0	0.00%	9	8.41%
James R. Rafferty		3	2.80%	0	0.00%	3	2.80%
Marko Lias		35	32.71%	0	0.00%	35	32.71%
Matt Seymour		0	0.00%	0	0.00%	0	0.00%
Michelle Jasmer		6	5.61%	0	0.00%	6	5.61%
Bill Penor		0	0.00%	0	0.00%	0	0.00%
Richard (Dick) Muri		0	0.00%	0	0.00%	0	0.00%
Denny Heck		39	36.45%	0	0.00%	39	36.45%
Marty McClendon		14	13.08%	0	0.00%	14	13.08%
Cast Votes:		107	100.00%	0	0.00%	107	100.00%
Undervotes:		8		0		8	
Overvotes:		0		0		0	
Unresolved write-in votes:		0		0		0	

**Secretary of State - 4-year term - vote for one**

Choice	Party	Absentee Voting		Early Voting		Total	
Ed Minger		4	3.67%	0	0.00%	4	3.67%
Gentry Lange		5	4.59%	0	0.00%	5	4.59%
Kim Wyman		37	33.94%	0	0.00%	37	33.94%
Gael Tarleton		63	57.80%	0	0.00%	63	57.80%
Cast Votes:		109	100.00%	0	0.00%	109	100.00%
Undervotes:		6		0		6	
Overvotes:		0		0		0	
Unresolved write-in votes:		0		0		0	

**Precinct Results Report**

2020 Primary

Run Time 9:43 AM  
Run Date 08/18/2020**San Juan County**

Primary

8/4/2020

Page 130

**Official Results**Registered Voters  
9418 of 13727 = 68.61%Precincts Reporting  
0 of 19 = 0.00%**41 Shaw**

115 of 170 registered voters = 67.65%

**State Treasurer - 4-year term - vote for one**

Choice	Party	Absentee Voting		Early Voting		Total	
Duane A. Davidson		26	24.30%	0	0.00%	26	24.30%
Mike Pellicciotti		81	75.70%	0	0.00%	81	75.70%
Cast Votes:		107	100.00%	0	0.00%	107	100.00%
Undervotes:		8		0		8	
Overvotes:		0		0		0	
Unresolved write-in votes:		0		0		0	

**State Auditor - 4-year term - vote for one**

Choice	Party	Absentee Voting		Early Voting		Total	
Joshua Casey		11	10.38%	0	0.00%	11	10.38%
Chris Leyba		21	19.81%	0	0.00%	21	19.81%
Pat (Patrice) McCarthy		74	69.81%	0	0.00%	74	69.81%
Cast Votes:		106	100.00%	0	0.00%	106	100.00%
Undervotes:		9		0		9	
Overvotes:		0		0		0	
Unresolved write-in votes:		0		0		0	

**Attorney General - 4-year term - vote for one**

Choice	Party	Absentee Voting		Early Voting		Total	
Matt Larkin		16	14.41%	0	0.00%	16	14.41%
Mike Vaska		5	4.50%	0	0.00%	5	4.50%
Brett Rogers		4	3.60%	0	0.00%	4	3.60%
Bob Ferguson		86	77.48%	0	0.00%	86	77.48%
Cast Votes:		111	100.00%	0	0.00%	111	100.00%
Undervotes:		4		0		4	
Overvotes:		0		0		0	
Unresolved write-in votes:		0		0		0	

**Precinct Results Report**

2020 Primary

Run Time 9:43 AM  
Run Date 08/18/2020

**San Juan County**

Primary

8/4/2020

Page 131

**Official Results**

Registered Voters  
9418 of 13727 = 68.61%

Precincts Reporting  
0 of 19 = 0.00%

**41 Shaw**

115 of 170 registered voters = 67.65%

**Commissioner of Public Lands - 4-year term - vote for one**

Choice	Party	Absentee Voting		Early Voting		Total	
Cameron Whitney		1	0.93%	0	0.00%	1	0.93%
Steve Sharon		2	1.87%	0	0.00%	2	1.87%
Hilary Franz		83	77.57%	0	0.00%	83	77.57%
Kelsey Reyes		1	0.93%	0	0.00%	1	0.93%
Maryam Abasbarzy		1	0.93%	0	0.00%	1	0.93%
Sue Kuehl Pederson		15	14.02%	0	0.00%	15	14.02%
Frank Wallbrown		4	3.74%	0	0.00%	4	3.74%
Cast Votes:		107	100.00%	0	0.00%	107	100.00%
Undervotes:		8		0		8	
Overvotes:		0		0		0	
Unresolved write-in votes:		0		0		0	

**Superintendent of Public Instruction - 4-year term - vote for one**

Choice	Party	Absentee Voting		Early Voting		Total	
Ron Higgins		12	11.76%	0	0.00%	12	11.76%
Maia Espinoza		20	19.61%	0	0.00%	20	19.61%
Stan Lippmann		5	4.90%	0	0.00%	5	4.90%
David Spring		1	0.98%	0	0.00%	1	0.98%
Dennis Wick		0	0.00%	0	0.00%	0	0.00%
Chris Reykdal		64	62.75%	0	0.00%	64	62.75%
Cast Votes:		102	100.00%	0	0.00%	102	100.00%
Undervotes:		13		0		13	
Overvotes:		0		0		0	
Unresolved write-in votes:		0		0		0	

**Insurance Commissioner - 4-year term - vote for one**

Choice	Party	Absentee Voting		Early Voting		Total	
Anthony Welti		11	10.09%	0	0.00%	11	10.09%
Chirayu Avinash Patel		12	11.01%	0	0.00%	12	11.01%
Mike Kreidler		86	78.90%	0	0.00%	86	78.90%
Cast Votes:		109	100.00%	0	0.00%	109	100.00%
Undervotes:		6		0		6	
Overvotes:		0		0		0	
Unresolved write-in votes:		0		0		0	

**Precinct Results Report**

2020 Primary

Run Time 9:43 AM  
Run Date 08/18/2020**San Juan County**

Primary

8/4/2020

Page 132

**Official Results**Registered Voters  
9418 of 13727 = 68.61%Precincts Reporting  
0 of 19 = 0.00%**41 Shaw**

115 of 170 registered voters = 67.65%

**State Senator - 4-year term - vote for one**

Choice	Party	Absentee Voting		Early Voting		Total	
Charles Carrell		20	18.35%	0	0.00%	20	18.35%
Elizabeth (Liz) Lovelett		89	81.65%	0	0.00%	89	81.65%
Cast Votes:		109	100.00%	0	0.00%	109	100.00%
Undervotes:		6		0		6	
Overvotes:		0		0		0	
Unresolved write-in votes:		0		0		0	

**State Representative Position 1 - 2-year term - vote for one**

Choice	Party	Absentee Voting		Early Voting		Total	
Debra Lekanoff		81	100.00%	0	0.00%	81	100.00%
Cast Votes:		81	100.00%	0	0.00%	81	100.00%
Undervotes:		29		0		29	
Overvotes:		0		0		0	
Unresolved write-in votes:		5		0		5	

**State Representative Position 2 - 2-Year Short and Full Term - vote for one**

Choice	Party	Absentee Voting		Early Voting		Total	
Alex Ramel		88	80.73%	0	0.00%	88	80.73%
Russ Dzialo		21	19.27%	0	0.00%	21	19.27%
Cast Votes:		109	100.00%	0	0.00%	109	100.00%
Undervotes:		6		0		6	
Overvotes:		0		0		0	
Unresolved write-in votes:		0		0		0	

**Precinct Results Report**

2020 Primary

Run Time 9:43 AM  
Run Date 08/18/2020

**San Juan County**

Primary

8/4/2020

Page 133

**Official Results**

Registered Voters  
9418 of 13727 = 68.61%

Precincts Reporting  
0 of 19 = 0.00%

**41 Shaw**

115 of 170 registered voters = 67.65%

**San Juan County Council Residency District Commissioner 1 - 4-year term - vote for one**

Choice	Party	Absentee Voting		Early Voting		Total	
Ryan T. Palmateer		33	32.67%	0	0.00%	33	32.67%
Steve Wehrly		8	7.92%	0	0.00%	8	7.92%
Christine Minney		32	31.68%	0	0.00%	32	31.68%
Sharon Kivisto		20	19.80%	0	0.00%	20	19.80%
Daniel Miller		8	7.92%	0	0.00%	8	7.92%
Cast Votes:		101	100.00%	0	0.00%	101	100.00%
Undervotes:		13		0		13	
Overvotes:		0		0		0	
Unresolved write-in votes:		1		0		1	

**San Juan County Council Residency District Commissioner 2 - 4-year term - vote for one**

Choice	Party	Absentee Voting		Early Voting		Total	
Cindy Wolf		31	29.52%	0	0.00%	31	29.52%
Rick Hughes		53	50.48%	0	0.00%	53	50.48%
Michael Durland		21	20.00%	0	0.00%	21	20.00%
Mindy Kayl (W)		0	0.00%	0	0.00%	0	0.00%
Cast Votes:		105	100.00%	0	0.00%	105	100.00%
Undervotes:		9		0		9	
Overvotes:		0		0		0	
Unresolved write-in votes:		1		0		1	

\*\*\* End of report \*\*\*