



San Juan County Elections

F. Milene Henley, Auditor
Camolyn Armstrong, Elections Supervisor

Mail: PO Box 638, Friday Harbor, WA 98250 • (360) 378-3357 • *Fax:* (360) 378-8856
Location: 55 Second Street, Friday Harbor, WA • elections@sanjuanco.com

Canvassing Board Review and Certification Meetings November 3, 2020 General Election

November 23, 2020 — Review

Attendees:

- Natasha Warmenhoven – San Juan County Chief Deputy Auditor
- Bill Watson – San Juan County Council Member
- Randall Gaylord – San Juan County Prosecuting Attorney
- Amy Cadwell – Elections Specialist
- Beth Phillips – Elections A-Team Member

Chief Deputy Auditor Natasha Warmenhoven called the Canvassing Board Review Meeting to order at 8:34 a.m. on Monday, November 23, 2020, at the San Juan County Elections office.

Ms. Cadwell noted that San Juan County is currently leading the state of Washington in voter turnout for the November General Election. The County currently has a return rate of 91%.

Canvassing Board members reviewed challenged envelopes and ballots as follows:

Challenged Envelopes	Total to Canvass	Accepted	Rejected
No Signature Received	5		
Cure forms received & processed/Accepted by Canvass Board	0		
Outstanding balance (letters sent to voters, no response)	0	-	5
Mismatch Signature	41		
Cure forms received & processed/Accepted by Canvass Board	0		
Outstanding balance (letters sent to voters, no response)	0	14	27
ID Required	1		
Cure forms received and processed	0		
Outstanding balance (letter sent to voter, no response)	0	-	1
Deceased Voter	2	-	2
Late Return – Ballot Box	2	-	2
Late Return – Mail	2	-	2

Challenged Ballots	Total to Canvass	Accepted	Rejected
Total Challenged Ballots	24	16	8

Total to Canvass 77

Informational Only

- Wrong Election 2**
- Reissue ballots 11**

The Canvassing Board reviewed seventy-seven challenged envelopes and accepted fourteen, all from the mismatched signature group.

The Canvassing Board reviewed votes for races and measures on twenty-four challenged ballots and accepted sixteen. All challenged ballots were challenged because of voter intent.

The Canvassing Board reviewed thirteen additional envelopes. Two were returned during the November General Election but were for previous elections. The remaining eleven ballots were re-issues with a ballot already accepted for each of the eleven voters.

Ms. Cadwell presented the Post-Election Audit Paperwork to the Canvassing Board for review.

The meeting was adjourned at 10:04 a.m. with notice that the Canvassing Board would reconvene Tuesday, November 24, at 8:30 a.m. at the Elections office to certify the election.

November 24, 2020 — Certification

Attendees:

Natasha Warmenhoven – San Juan County Chief Deputy Auditor
Bill Watson – San Juan County Council Member
Randall Gaylord – San Juan County Prosecuting Attorney
Amy Cadwell – Elections Specialist
Beth Phillips – Elections A-Team Member

Chief Deputy Auditor Natasha Warmenhoven called the Canvassing Board Certification Meeting to order at 8:31 a.m. on Tuesday, November 24, 2020, at the San Juan County Elections office.

Ms. Cadwell presented one mismatched signature ballot that had a form returned on Monday, November 23. The Canvassing Board determined that the signature on the form did not match the signature on the ballot envelope, so the ballot remained in rejected status.

Ms. Cadwell presented the following documents to the Canvassing Board members for review:

VoteWA Reconciliation Form
VoteWA Reconciliation Report
Verity Official Cumulative Report

Canvassing Board members reviewed the reports. Ms. Cadwell explained how the numbers on the reports were obtained.

Ms. Cadwell noted that no cured signatures had been received since the Canvassing Board last met. The final number of Canvassing Board ballots with their categories is summarized in the table which begins on page 3.

Challenged Envelopes	Total to Canvass	Accepted	Rejected
No Signature Received	5		
Cure forms received & processed/Accepted by Canvass Board	0		
Outstanding balance (letters sent to voters, no response)	0	-	5
Mismatch Signature	41		
Cure forms received & processed/Accepted by Canvass Board	0		
Outstanding balance (letters sent to voters, no response)	0	14	27
ID Required	1		
Cure forms received and processed	0		
Outstanding balance (letter sent to voter, no response)	0	-	1
Deceased Voter	2	-	2
Late Return – Ballot Box	2	-	2
Late Return – Mail	2	-	2

Challenged Ballots	Total to Canvass	Accepted	Rejected
Total Challenged Ballots	24	16	8

Total to Canvass 77

Informational Only	
Wrong Election	2
Reissue ballots	11

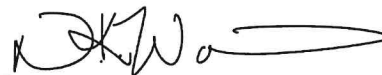
Canvassing Board members signed the Oath of Authenticity and Certification of Canvassing Board to certify the November 3, 2020 General Election.

The meeting was adjourned at 8:51 a.m.

Respectfully submitted,



Natasha Warmenhoven, SJC Chief Deputy Auditor




Natasha Warmenhoven, SJC Chief Deputy Auditor

Approved:



Bill Watson, SJC Council Member



Randall Gaylord, SJC Prosecuting Attorney

San Juan County Auditor

Reconciliation Form

General information

County name San Juan
Election date 11/3/2020

Registered voters eligible to participate

Active registered voters 14,642
Inactive registered voters 745

Category Reconciliation (detailed accounting of ballots)

	Issued (number of voters issued ballots)	Credited voters in VoteWA (envelopes containing ballots)	Ballots Accepted (Counted / Tabulated)	Ballots not counted		Discrepancy (If zero, category balances)
				Ballots forwarded to other counties	Ballots Rejected	
UOCAVA	368	299	298	N/A	1	0
Federal write-in	N/A	6	6	N/A	0	0
Provisional	0	0	0	0	0	0
DREs	0	0	0	N/A	0	0
All voters not reported in above categories	15,108	13,021	12,985	0	36	0
Total for all voter categories	15,476	13,326	13,289	0	37	0

Summary

Reconciliation

Overall Ballot Reconciliation

Ballots Received	13,326
Ballots Accepted	13,289
Ballots Not Counted	37
Discrepancy	0

Voters credited to ballots counted

Credited voters in VoteWA	13,289
Credited envelopes without ballots	(1)
Voters not credited in VoteWA (examples: FWAB or ACP)	1
Total valid ballots	13,289
Discrepancy	0

Additional Information

Replacement Ballots

Requested	1,214
Issued	1,201
Returned	880
Counted	879
Rejected	1

Return method

Email	273
Fax	0
Deposited at staffed, unstaffed deposit sites and voting centers	9,705
Non-UOCAVA returned by Fax or Email	0

Generation method

VoteWA	744
Other online programs	0
PDF originating from county	0
Non-UOCAVA ballots issued electronically	467

AVU

Estimated number of paper ballots printed by AVU	0
--	---

Category discrepancy explanation

VoteWA discrepancy explanation

Report prepared by: Amy Cadwell

Date: November 23, 2020

Contact number: 360-370-7562

Reconciliation Form

Data entry

General information

County name	San Juan
Election date	11/3/2020

Registered voters eligible to participate

Number of ACTIVE registered voters	14,642
Number of INACTIVE registered voters	745
Total registered voters eligible to participate	15,387

VoteWA

How many voters were credited in VoteWA?	13,289
How many envelopes without ballots were credited, including ballots of other elections?	1
How many valid voters were NOT credited in VoteWA (ACP, FWAB)?	1
Adjusted number of valid voters	13,289

Ballots issued

What was the total number of ballots issued?	15,476
Of the total number above, how many UOCAVA ballots were issued?	368
Of the total number above, how many provisional ballots were issued?	-
Of the total number above, how many DRE ballots were issued?	-

Voted ballots received

How many voted ballots (in total) did you receive?	13,326
Of the number above, how many UOCAVA ballots did you receive?	299
Of the number above, how many Federal write-in ballots did you receive?	6
Of the number above, how many provisional ballots did you receive?	-
Of the number above, how DRE ballots were cast?	-

Ballots Accepted

How many ballots (in total) were counted/tabulated?	13,289
Of the number above, how many UOCAVA ballots were counted/tabulated?	298
Of the number above, how many Federal Write-in ballots were counted/tabulated?	6
Of the number above, how many provisional ballots were counted/tabulated?	-
Of the number above, how many DRE ballots were counted/tabulated?	-

Ballots NOT Counted/Tabulated

Forwarded ballots

Total ballots forwarded to other counties?	-
Of the total number above, how many of the forwarded ballots were provisional ballots?	-
Of the total number above, how many of the forwarded ballots were late transfer?	-

Rejected ballots

Total ballots rejected	37
Of the total above, how many were rejected because of a missing signature?	5
Of the total above, how many were rejected because of the signature didn't match?	27
Of the total above, how many were rejected because of the ballot was Postmarked too late?	4

Of the total above, how many were rejected because they were returned electronically and no hardcopy was received?	-
Of the total above, how many were rejected other reasons?	1
Total UOCAVA ballots rejected	1
Of the total above, how many were rejected because of a missing signature?	-
Of the total above, how many were rejected because of the signature didn't match?	1
Of the total above, how many were rejected because of the ballot was Postmarked too late?	-
Of the total above, how many were rejected other reasons?	-
Total Federal Write-in Absentee ballots rejected	-
Of the total above, how many were rejected because of a missing signature?	-
Of the total above, how many were rejected because of the signature didn't match?	-
Of the total above, how many were rejected because of the ballot was Postmarked too late?	-
Of the total above, how many were rejected other reasons?	-
Total provisional ballots rejected	-
Of the total above, how many were rejected because of a missing signature?	-
Of the total above, how many were rejected because of the signature didn't match?	-
Of the total above, how many were rejected because of the ballot was Postmarked too late?	-
Of the total above, how many were rejected other reasons?	-
Total DRE ballots rejected	-

Additional Information	
Replacement Ballots	
How many replacement ballots were requested?	1,214
How many replacement ballots were issued?	1,201
How many replacement ballots were received?	880
How many replacement ballots were counted?	879
How many replacement ballots were rejected?	1
Ballot generation method	
How many ballots were generated through VoteWA?	744
How many ballots were generated through other online programs?	-
How many ballots were generated through a PDF originating from the county?	-
How many non-UOCAVA ballots were issued by email, fax, or online program?	467
Ballots returned	
In total, how many ballots were returned by E-mail?	273
In total, how many ballots were returned by fax?	-
How many non-UOCAVA ballots were returned by E-Mail or fax?	-
How many ballots were deposited at staffed or unstaffed deposit sites and voting centers?	9,705
AVU	
Please provide an estimate of the number of paper ballots printed by AVU	-

Signature	
Report prepared by	Date
Amy Cadwell	11/23/20
Contact number	
360-370-7562	
<p>Completing this form fulfils the requirements in RCW 29A.60.235 and 2011 c 10 s 62 Rev 2.4 (08/13/2019)</p>	

Oath of Authenticity

STATE OF WASHINGTON)
) ss.
COUNTY OF SAN JUAN)

I solemnly swear that the unofficial returns and supporting documentation of the General Election held on November 3, 2020, in San Juan County, State of Washington, are true and correct.

Natasha Warmenhoven, County Chief Deputy Auditor

Subscribed and sworn before me this 24th day of November, 2020

Bill Watson, County Legislative Authority (witness)

Randall Gaylord, County Prosecuting Attorney (witness)



Certification of the Canvassing Board

STATE OF WASHINGTON)
) ss.
COUNTY OF SAN JUAN)

The undersigned officers designated by law as constituting the Canvassing Board for the County of San Juan, State of Washington, hereby certify that this is a full, true and correct copy of the Abstract of Votes including the cumulative results, precinct results, and reconciliation report of votes cast at the General Election held on November 3, 2020, in San Juan County, State of Washington, and that the following are the true and reconciled numbers of voters and votes counted.

Witness our hands and official seal this 24th day of November, 2020

Natasha Warmenhoven, County Chief Deputy Auditor

Bill Watson, County Legislative Authority (witness)

Randall Gaylord, County Prosecuting Attorney (witness)



San Juan County
 General Election - November 3, 2020
 Canvass Board Meeting - Certification
 Tuesday, November 24, 2020

Canvass Board Members Present:

Natasha Warmenhoven, SJC Chief Deputy Auditor
 Bill Watson, SJC Councilmember
 Randall Gaylord, SJC Prosecuting Attorney


Ballots issued: 15,475
 Registered voters: 14,642
 Ballots received: 13,289 91%
 1 envelope with no ballot
 1 ACP Voter

Challenged Envelopes	Total to Canvass	Accepted	Rejected
No Signature received	5		
Cure forms received and processed	0		
Outstanding balance (letters sent to voters, no response)	5	0	5
Mismatch Signature	41		
Cure forms received and processed	0		
Outstanding balance (letters sent to voters, no response)	41	14	27
ID Required	1		
Cure forms received and processed	0		
Outstanding balance (letters sent to voters, no response)	1	0	1
Late Return - Ballot Box	2	0	2
Late Return - Ballot Box	2	0	2
Late Return - Mail	2	0	2
Challenged Ballots	Total to Canvass	Accepted	Rejected
Total Challenged Ballots	24	16	8
	Total to Canvass	77	

Informational Only

Wrong election 2
 Re-issue ballots 11

San Juan County Chief Deputy Auditor Signature: _____



San Juan County

General Election - November 3, 2020

Canvass Board Meeting - canvassing vote-by-mail and challenged ballots

Monday, November 23, 2020

Canvass Board Members Present:

Natasha Warmenhoven, SJC Chief Deputy Auditor
Bill Watson, SJC Councilmember
Randall Gaylord, SJC Prosecuting Attorney

Ballots issued: 15,475
Registered voters: 14,605
Ballots received: 13,270 91%

Challenged Envelopes Total to Canvass Accepted Rejected

No Signature received

Cure forms received and processed 0
Outstanding balance (letters sent to voters, no response) 0

	5
--	---

Mismatch Signature

Cure forms received and processed 0
Outstanding balance (letters sent to voters, no response) 0

14	27
----	----

ID Required

Cure forms received and processed 0
Outstanding balance (letters sent to voters, no response) 0

	1
--	---

Deceased Voter

2

	2
--	---

Late Return - Ballot Box

2

	2
--	---

Late Return - Mail

2

	2
--	---

Challenged Ballots Total to Canvass Accepted Rejected

Total Challenged Ballots

24


16	8
----	---

Total to Canvass 77

Informational Only

Wrong election 2
Re-issue ballots 11

San Juan County Chief Deputy Auditor Signature: _____



San Juan County Canvass Board
Review of Late Ballots

San Juan County Canvass Board
November 3, 2020 General Election

On November 23, 2020, the Canvass Board reviewed 2 envelopes with late postmarks.

0 envelopes were accepted as timely and

2 envelopes were rejected as late by the Canvass Board.



Natasha Warmenhoven, Chief Deputy Auditor

November 23, 2020



Bill Watson, County Councilmember (witness)

November 23, 2020



Randall Gaylord, County Prosecuting Attorney (witness)

November 23, 2020

San Juan County Canvass Board
Review of Late Ballots

San Juan County Canvass Board
November 3, 2020 General Election

On November 23, 2020, the Canvass Board reviewed 2 envelopes received late at the Orcas ballot box.


0 envelopes were accepted as timely and

2 envelopes were rejected as late by the Canvass Board.



Natasha Warmenhoven, Chief Deputy Auditor

November 23, 2020



Bill Watson, County Councilmember (witness)

November 23, 2020



Randall Gaylord, County Prosecuting Attorney (witness)

November 23, 2020

Manual Count of Random Groups - Post Election Audit

Date of Election: November 3, 2020 General

Office or issue to be counted: President / Vice President

Response	Batch 364	Batch 363	Batch 367	Batch 366	Batch 362	Batch 361	Manual Totals	Machine Totals
Joseph Biden	19	22	30	31	22	19	143	143
Donald Trump	23	20	13	23	19	17	115	115
Jo Jorgensen	4	3	4	1	3	3	18	18
Howie Hawkins				1		1	2	2
Gloria La Riva								
Alyson Kennedy			1				1	1
Overvotes								
Write-in votes		1		1	1	1	4	4
Under votes	2	1		2	1	1	7	7

Manual Audit matched machine count: Yes; No

If answer is NO, explain the reason(s): _____

Audit results certified by:

Elections Supervisor



Camolyn Armstrong

Date

Nov 4, 2020

Cumulative Results Report

San Juan County

Unofficial Results

2020 General Election

2020 General Election

Registered Voters
12122 of 14597 = 83.04%

Run Time 10:09 AM
Run Date 11/04/2020

11/3/2020

Precincts Reporting
0 of 19 = 0.00%

Page 3

President / Vice President of the United States - 4-year term - vote for one

Precincts			Voters		
Counted	Total	Percent	Ballots	Registered	Percent
0	19	0.00%	12,122	14,597	83.04%

Choice	Party	Absentee Voting		Total	
Joseph R. Biden / Kamala D. Harris		9,066	75.76%	9,066	75.76%
Donald J. Trump / Michael R. Pence		2,654	22.18%	2,654	22.18%
Jo Jorgensen / Jeremy "Spike" Cohen		165	1.38%	165	1.38%
Howie Hawkins / Angela Walker		57	0.48%	57	0.48%
Gloria La Riva / Sunil Freeman		16	0.13%	16	0.13%
Alyson Kennedy / Malcolm M. Jarrett		8	0.07%	8	0.07%
Cast Votes:		11,966	100.00%	11,966	100.00%
Undervotes:		75		75	
Overvotes:		0		0	
Unresolved write-in votes:		81		81	

Congressional District 2 U.S. Representative - 2-year term - vote for one

Precincts			Voters		
Counted	Total	Percent	Ballots	Registered	Percent
0	19	0.00%	12,122	14,597	83.04%

Choice	Party	Absentee Voting		Total	
Rick Larsen		8,950	76.14%	8,950	76.14%
Timothy S. Hazelo		2,805	23.86%	2,805	23.86%
Cast Votes:		11,755	100.00%	11,755	100.00%
Undervotes:		331		331	
Overvotes:		0		0	
Unresolved write-in votes:		36		36	

Post audit results

Cumulative Results Report

2020 General Election

Run Time 1:27 PM
Run Date 11/04/2020

San Juan County

2020 General Election

11/3/2020

Page 3

Unofficial Results

Registered Voters
12412 of 14597 = 85.03%

Precincts Reporting
0 of 19 = 0.00%

President / Vice President of the United States - 4-year term - vote for one

Precincts			Voters		
Counted	Total	Percent	Ballots	Registered	Percent
0	19	0.00%	12,412	14,597	85.03%

Choice	Party	Absentee Voting		Total	
Joseph R. Biden / Kamala D. Harris		9,209	75.21%	9,209	75.21%
Donald J. Trump / Michael R. Pence		2,769	22.61%	2,769	22.61%
Jo Jorgensen / Jeremy "Spike" Cohen		183	1.49%	183	1.49%
Howie Hawkins / Angela Walker		59	0.48%	59	0.48%
Gloria La Riva / Sunil Freeman		16	0.13%	16	0.13%
Alyson Kennedy / Malcolm M. Jarrett		9	0.07%	9	0.07%
Cast Votes:		12,245	100.00%	12,245	100.00%
Undervotes:		82		82	
Overvotes:		0		0	
Unresolved write-in votes:		85		85	

- 9066 = 143

- 2654 = 115

- 165 = 18

- 57 = 2

- 16 = 0

- 8 = 1

- 75 = 7

- 81 = 4

Congressional District 2 U.S. Representative - 2-year term - vote for one

Precincts			Voters		
Counted	Total	Percent	Ballots	Registered	Percent
0	19	0.00%	12,412	14,597	85.03%

Choice	Party	Absentee Voting		Total	
Rick Larsen		9,091	75.63%	9,091	75.63%
Timothy S. Hazelo		2,930	24.37%	2,930	24.37%
Cast Votes:		12,021	100.00%	12,021	100.00%
Undervotes:		353		353	
Overvotes:		0		0	
Unresolved write-in votes:		38		38	

Manual Count of Random Groups - Post Election Audit

Date of Election: November 3, 2020 General

Office or issue to be counted: President / Vice President

Batch ~~RA~~ ~~364~~ ^{RA} 364

Response	Count 1		Count 2		Manual Totals
Joseph Biden	19	19	19	19	19
Donald Trump	23	23	23	23	23
Jo Jorgensen	4	4	4	4	4
Howie Hawkins					
Gloria La Riva					
Alyson Kennedy					
Overvotes					
Write-in votes					
<u>Under votes</u>	2	2	2	2	2

Audit results processed by:

Count Team 1:

Sign 1. Robin Aho Date 11-4-20

Sign 2. [Signature] Date 11/4/2020

Count Team 2:

Sign 1. Abuganski Date 11-4-20

Sign 2. Led Boganski Date 11-4-2020

Manual Count of Random Groups - Post Election Audit

Date of Election: November 3, 2020 General

Office or issue to be counted: President / Vice President

Batch 363

Response	Count 1		Count 2		Manual Totals
Joseph Biden	22	22	22	22	22
Donald Trump	20	20	20	20	20
Jo Jorgensen	3	3	3	3	3
Howie Hawkins					
Gloria La Riva					
Alyson Kennedy					
Overvotes					
Write-in votes	1	1	1	1	1
<u>under vote</u>	1	1	1	1	1

Audit results processed by:

Count Team 1:

Sign 1. Robin Allen Date 11-4-20

Sign 2. [Signature] Date 11/4/2020

Count Team 2:

Sign 1. [Signature] Date 11-4-20

Sign 2. [Signature] Date 11-4-2020

Manual Count of Random Groups - Post Election Audit

Date of Election: November 3, 2020 General

Office or issue to be counted: President / Vice President

Batch 367

Response	Count 1		Count 2		Manual Totals
Joseph Biden	30	30	30	30	30
Donald Trump	13	13	13	13	13
Jo Jorgensen	4	4	4	4	4
Howie Hawkins					
Gloria La Riva					
Alyson Kennedy	1	1	1	1	1
Overvotes					
Write-in votes					

Audit results processed by:

Count Team 1:

Sign 1. *A Buganski* Date 11-4-20

Sign 2. *Leil Buganski* Date 11-4-2020

Count Team 2:

Sign 1. *[Signature]* Date 11/4/2020

Sign 2. *Robin Allen* Date 11-4-20

Manual Count of Random Groups - Post Election Audit

Date of Election: November 3, 2020 General

Office or issue to be counted: President / Vice President

Batch 368

Response	Count 1		Count 2		Manual Totals
Joseph Biden	31	31	31	31	31
Donald Trump	23	23	23	23	23
Jo Jorgensen	1	1	1	1	1
Howie Hawkins	1	1	1	1	1
Gloria La Riva					
Alyson Kennedy					
Overvotes					
Write-in votes	1	1	1	1	1
<i>UNDEN VOTES</i>	2	2	2	2	2

Audit results processed by:

Count Team 1:

Sign 1. *Ted Buganski* Date 11-4-2020

Sign 2. *Buganski* Date 11-4-20

Count Team 2:

Sign 1. *Rolin Ales* Date 11-4-20

Sign 2. *CSrum* Date 11/4/2020

Manual Count of Random Groups - Post Election Audit

Date of Election: November 3, 2020 General

Office or issue to be counted: President / Vice President

Batch 362

Response	Count 1		Count 2		Manual Totals
Joseph Biden	22	22	22	22	22
Donald Trump	19	19	19	19	19
Jo Jorgensen	3	3	3	3	3
Howie Hawkins					
Gloria La Riva					
Alyson Kennedy					
Overvotes					
Write-in votes	1	1	1	1	1
<i>Under</i>	1	1	1	1	1

Audit results processed by:

Count Team 1:

Sign 1. *D Buganski* Date *11-4-20*

Sign 2. *Led Buganski* Date *11-4-2020*

Count Team 2:

Sign 1. *Rita Ate* Date *11-4-20*

Sign 2. *CJ Strum* Date *11/4/2020*

Manual Count of Random Groups - Post Election Audit

Date of Election: November 3, 2020 General

Office or issue to be counted: President / Vice President

Batch 361

Response	Count 1		Count 2		Manual Totals
Joseph Biden	19	19	19	19	19
Donald Trump	17	17	17	17	17
Jo Jorgensen	3	3	3	3	3
Howie Hawkins	1	1	1	1	1
Gloria La Riva					
Alyson Kennedy					
Overvotes					
Write-in votes	1	1	1	1	1
<u>Under votes</u>	1	1	1	1	1

Audit results processed by:

Count Team 1:

Sign 1. Bolin Athias Date 11-4-20

Sign 2. A. Strum Date 11/4/2020

Count Team 2:

Sign 1. Buganski Date 11-4-20

Sign 2. Led Buganski Date 11-4-2020

Cumulative Results Report**San Juan County****Official Results**

2020 General Election

2020 General Election

Registered Voters

13289 of 14642 = 90.76%

Run Time 10:22 AM

11/3/2020

Precincts Reporting

19 of 19 = 100.00%

Run Date 11/24/2020

Page 1

Referendum Measure No. 90

Precincts			Voters		
Counted	Total	Percent	Ballots	Registered	Percent
19	19	100.00%	13,289	14,642	90.76%

Choice	Party	Absentee Voting		Total	
Approved		9,176	72.16%	9,176	72.16%
Rejected		3,540	27.84%	3,540	27.84%
Cast Votes:		12,716	100.00%	12,716	100.00%
Undervotes:		573		573	
Overvotes:		0		0	
Unresolved write-in votes:		0		0	

Advisory Vote No. 32 Engrossed Substitute Senate Bill 5323

Precincts			Voters		
Counted	Total	Percent	Ballots	Registered	Percent
19	19	100.00%	13,289	14,642	90.76%

Choice	Party	Absentee Voting		Total	
Repealed		5,265	44.07%	5,265	44.07%
Maintained		6,682	55.93%	6,682	55.93%
Cast Votes:		11,947	100.00%	11,947	100.00%
Undervotes:		1,342		1,342	
Overvotes:		0		0	
Unresolved write-in votes:		0		0	

Advisory Vote No. 33 Substitute Senate Bill 5628

Precincts			Voters		
Counted	Total	Percent	Ballots	Registered	Percent
19	19	100.00%	13,289	14,642	90.76%

Choice	Party	Absentee Voting		Total	
Repealed		5,414	46.02%	5,414	46.02%
Maintained		6,351	53.98%	6,351	53.98%
Cast Votes:		11,765	100.00%	11,765	100.00%
Undervotes:		1,524		1,524	
Overvotes:		0		0	
Unresolved write-in votes:		0		0	

Cumulative Results Report

2020 General Election

Run Time 10:22 AM
Run Date 11/24/2020

San Juan County

2020 General Election

11/3/2020

Page 2

Official Results

Registered Voters
13289 of 14642 = 90.76%

Precincts Reporting
19 of 19 = 100.00%

Advisory Vote No. 34 Engrossed Substitute Senate Bill 6492

Precincts			Voters		
Counted	Total	Percent	Ballots	Registered	Percent
19	19	100.00%	13,289	14,642	90.76%

Choice	Party	Absentee Voting		Total	
Repealed		5,460	47.25%	5,460	47.25%
Maintained		6,095	52.75%	6,095	52.75%
Cast Votes:		11,555	100.00%	11,555	100.00%
Undervotes:		1,732		1,732	
Overvotes:		2		2	
Unresolved write-in votes:		0		0	

Advisory Vote No. 35 Engrossed Senate Bill 6690

Precincts			Voters		
Counted	Total	Percent	Ballots	Registered	Percent
19	19	100.00%	13,289	14,642	90.76%

Choice	Party	Absentee Voting		Total	
Repealed		4,813	40.91%	4,813	40.91%
Maintained		6,951	59.09%	6,951	59.09%
Cast Votes:		11,764	100.00%	11,764	100.00%
Undervotes:		1,524		1,524	
Overvotes:		1		1	
Unresolved write-in votes:		0		0	

Engrossed Senate Joint Resolution No. 8212

Precincts			Voters		
Counted	Total	Percent	Ballots	Registered	Percent
19	19	100.00%	13,289	14,642	90.76%

Choice	Party	Absentee Voting		Total	
Approved		6,152	51.51%	6,152	51.51%
Rejected		5,791	48.49%	5,791	48.49%
Cast Votes:		11,943	100.00%	11,943	100.00%
Undervotes:		1,344		1,344	
Overvotes:		2		2	
Unresolved write-in votes:		0		0	

Cumulative Results Report

2020 General Election

Run Time 10:22 AM
Run Date 11/24/2020**San Juan County**

2020 General Election

11/3/2020

Page 3

Official Results**Registered Voters**
13289 of 14642 = 90.76%**Precincts Reporting**
19 of 19 = 100.00%**President / Vice President of the United States - 4-year term - vote for one**

Precincts			Voters		
Counted	Total	Percent	Ballots	Registered	Percent
19	19	100.00%	13,289	14,642	90.76%

Choice	Party	Absentee Voting		Total	
Joseph R. Biden / Kamala D. Harris		9,725	74.29%	9,725	74.29%
Donald J. Trump / Michael R. Pence		3,057	23.35%	3,057	23.35%
Jo Jorgensen / Jeremy "Spike" Cohen		210	1.60%	210	1.60%
Howie Hawkins / Angela Walker		73	0.56%	73	0.56%
Gloria La Riva / Sunil Freeman		16	0.12%	16	0.12%
Alyson Kennedy / Malcolm M. Jarrett		9	0.07%	9	0.07%
Cast Votes:		13,090	100.00%	13,090	100.00%
Undervotes:		92		92	
Overvotes:		0		0	
Unresolved write-in votes:		107		107	

Congressional District 2 U.S. Representative - 2-year term - vote for one

Precincts			Voters		
Counted	Total	Percent	Ballots	Registered	Percent
19	19	100.00%	13,289	14,642	90.76%

Choice	Party	Absentee Voting		Total	
Rick Larsen		9,600	74.85%	9,600	74.85%
Timothy S. Hazelo		3,226	25.15%	3,226	25.15%
Cast Votes:		12,826	100.00%	12,826	100.00%
Undervotes:		420		420	
Overvotes:		0		0	
Unresolved write-in votes:		43		43	

Cumulative Results Report

2020 General Election

Run Time 10:22 AM
Run Date 11/24/2020**San Juan County**

2020 General Election

11/3/2020

Page 4

Official Results**Registered Voters**
13289 of 14642 = 90.76%**Precincts Reporting**
19 of 19 = 100.00%**Governor - 4-year term - vote for one**

Precincts			Voters		
Counted	Total	Percent	Ballots	Registered	Percent
19	19	100.00%	13,289	14,642	90.76%

Choice	Party	Absentee Voting		Total	
Jay Insee		9,621	73.52%	9,621	73.52%
Loren Culp		3,465	26.48%	3,465	26.48%
Cast Votes:		13,086	100.00%	13,086	100.00%
Undervotes:		180		180	
Overvotes:		0		0	
Unresolved write-in votes:		23		23	

Lt. Governor - 4-year term - vote for one

Precincts			Voters		
Counted	Total	Percent	Ballots	Registered	Percent
19	19	100.00%	13,289	14,642	90.76%

Choice	Party	Absentee Voting		Total	
Denny Heck		4,664	46.14%	4,664	46.14%
Marko Lias		5,444	53.86%	5,444	53.86%
Cast Votes:		10,108	100.00%	10,108	100.00%
Undervotes:		1,647		1,647	
Overvotes:		2		2	
Unresolved write-in votes:		1,532		1,532	

Secretary of State - 4-year term - vote for one

Precincts			Voters		
Counted	Total	Percent	Ballots	Registered	Percent
19	19	100.00%	13,289	14,642	90.76%

Choice	Party	Absentee Voting		Total	
Kim Wyman		4,670	36.60%	4,670	36.60%
Gael Tarleton		8,089	63.40%	8,089	63.40%
Cast Votes:		12,759	100.00%	12,759	100.00%
Undervotes:		521		521	
Overvotes:		0		0	
Unresolved write-in votes:		9		9	

Cumulative Results Report

2020 General Election

Run Time 10:22 AM
Run Date 11/24/2020**San Juan County**

2020 General Election

11/3/2020

Page 5

Official Results**Registered Voters**

13289 of 14642 = 90.76%

Precincts Reporting

19 of 19 = 100.00%

State Treasurer - 4-year term - vote for one

Precincts			Voters		
Counted	Total	Percent	Ballots	Registered	Percent
19	19	100.00%	13,289	14,642	90.76%

Choice	Party	Absentee Voting		Total	
Mike Pellicciotti		8,861	70.26%	8,861	70.26%
Duane A. Davidson		3,751	29.74%	3,751	29.74%
Cast Votes:		12,612	100.00%	12,612	100.00%
Undervotes:		668		668	
Overvotes:		1		1	
Unresolved write-in votes:		8		8	

State Auditor - 4-year term - vote for one

Precincts			Voters		
Counted	Total	Percent	Ballots	Registered	Percent
19	19	100.00%	13,289	14,642	90.76%

Choice	Party	Absentee Voting		Total	
Pat (Patrice) McCarthy		9,235	73.48%	9,235	73.48%
Chris Leyba		3,333	26.52%	3,333	26.52%
Cast Votes:		12,568	100.00%	12,568	100.00%
Undervotes:		715		715	
Overvotes:		0		0	
Unresolved write-in votes:		6		6	

Attorney General - 4-year term - vote for one

Precincts			Voters		
Counted	Total	Percent	Ballots	Registered	Percent
19	19	100.00%	13,289	14,642	90.76%

Choice	Party	Absentee Voting		Total	
Bob Ferguson		9,276	72.65%	9,276	72.65%
Matt Larkin		3,492	27.35%	3,492	27.35%
Cast Votes:		12,768	100.00%	12,768	100.00%
Undervotes:		513		513	
Overvotes:		0		0	
Unresolved write-in votes:		8		8	

Cumulative Results Report

2020 General Election

Run Time 10:22 AM
Run Date 11/24/2020

San Juan County

2020 General Election

11/3/2020

Page 6

Official Results

Registered Voters
13289 of 14642 = 90.76%

Precincts Reporting
19 of 19 = 100.00%

Commissioner of Public Lands - 4-year term - vote for one

Precincts			Voters		
Counted	Total	Percent	Ballots	Registered	Percent
19	19	100.00%	13,289	14,642	90.76%

Choice	Party	Absentee Voting		Total	
Hilary Franz		9,212	73.16%	9,212	73.16%
Sue Kuehl Pederson		3,379	26.84%	3,379	26.84%
Cast Votes:		12,591	100.00%	12,591	100.00%
Undervotes:		690		690	
Overvotes:		0		0	
Unresolved write-in votes:		8		8	

Superintendent of Public Instruction - 4-year term - vote for one

Precincts			Voters		
Counted	Total	Percent	Ballots	Registered	Percent
19	19	100.00%	13,289	14,642	90.76%

Choice	Party	Absentee Voting		Total	
Chris Reykdal		6,957	61.61%	6,957	61.61%
Maia Espinoza		4,335	38.39%	4,335	38.39%
Cast Votes:		11,292	100.00%	11,292	100.00%
Undervotes:		1,965		1,965	
Overvotes:		0		0	
Unresolved write-in votes:		32		32	

Insurance Commissioner - 4-year term - vote for one

Precincts			Voters		
Counted	Total	Percent	Ballots	Registered	Percent
19	19	100.00%	13,289	14,642	90.76%

Choice	Party	Absentee Voting		Total	
Mike Kreidler		9,620	78.19%	9,620	78.19%
Chirayu Avinash Patel		2,683	21.81%	2,683	21.81%
Cast Votes:		12,303	100.00%	12,303	100.00%
Undervotes:		951		951	
Overvotes:		0		0	
Unresolved write-in votes:		35		35	

Cumulative Results Report

2020 General Election

Run Time 10:22 AM
Run Date 11/24/2020

San Juan County

2020 General Election

11/3/2020

Page 7

Official Results

Registered Voters
13289 of 14642 = 90.76%

Precincts Reporting
19 of 19 = 100.00%

State Senator - 4-year term - vote for one

Precincts			Voters		
Counted	Total	Percent	Ballots	Registered	Percent
19	19	100.00%	13,289	14,642	90.76%

Choice	Party	Absentee Voting		Total	
Elizabeth (Liz) Lovelett		9,576	75.42%	9,576	75.42%
Charles Carrell		3,121	24.58%	3,121	24.58%
Cast Votes:		12,697	100.00%	12,697	100.00%
Undervotes:		589		589	
Overvotes:		0		0	
Unresolved write-in votes:		3		3	

State Representative Position 1 - 2-year term - vote for one

Precincts			Voters		
Counted	Total	Percent	Ballots	Registered	Percent
19	19	100.00%	13,289	14,642	90.76%

Choice	Party	Absentee Voting		Total	
Debra Lekanoff		9,818	100.00%	9,818	100.00%
Cast Votes:		9,818	100.00%	9,818	100.00%
Undervotes:		3,184		3,184	
Overvotes:		0		0	
Unresolved write-in votes:		287		287	

State Representative Position 2 - 2-year short & full term - vote for one

Precincts			Voters		
Counted	Total	Percent	Ballots	Registered	Percent
19	19	100.00%	13,289	14,642	90.76%

Choice	Party	Absentee Voting		Total	
Alex Ramel		9,264	74.13%	9,264	74.13%
Russ Dzialo		3,233	25.87%	3,233	25.87%
Cast Votes:		12,497	100.00%	12,497	100.00%
Undervotes:		783		783	
Overvotes:		0		0	
Unresolved write-in votes:		9		9	

Cumulative Results Report

2020 General Election

Run Time 10:22 AM
Run Date 11/24/2020**San Juan County**

2020 General Election

11/3/2020

Page 8

Official Results**Registered Voters**
13289 of 14642 = 90.76%**Precincts Reporting**
19 of 19 = 100.00%**San Juan County Council Residency District Commissioner 1 - 4-year term - vote for one**

Precincts			Voters		
Counted	Total	Percent	Ballots	Registered	Percent
19	19	100.00%	13,289	14,642	90.76%

Choice	Party	Absentee Voting		Total	
Christine Minney		6,089	51.93%	6,089	51.93%
Ryan T. Palmateer		5,636	48.07%	5,636	48.07%
Cast Votes:		11,725	100.00%	11,725	100.00%
Undervotes:		1,529		1,529	
Overvotes:		1		1	
Unresolved write-in votes:		34		34	

San Juan County Council Residency District Commissioner 2 - 4-year term - vote for one

Precincts			Voters		
Counted	Total	Percent	Ballots	Registered	Percent
19	19	100.00%	13,289	14,642	90.76%

Choice	Party	Absentee Voting		Total	
Cindy Wolf		6,287	52.49%	6,287	52.49%
Rick Hughes		5,691	47.51%	5,691	47.51%
Cast Votes:		11,978	100.00%	11,978	100.00%
Undervotes:		1,277		1,277	
Overvotes:		0		0	
Unresolved write-in votes:		34		34	

Cumulative Results Report

2020 General Election

Run Time 10:22 AM
Run Date 11/24/2020

San Juan County

2020 General Election

11/3/2020

Page 9

Official Results

Registered Voters
13289 of 14642 = 90.76%

Precincts Reporting
19 of 19 = 100.00%

Council Residency District 1 Charter Review Commissioner - 1-year term - VOTE FOR NINE

Precincts			Voters		
Counted	Total	Percent	Ballots	Registered	Percent
9	9	100.00%	6,449	7,135	90.39%

Choice	Party	Absentee Voting		Total	
Kevin Loftus		2,369	6.23%	2,369	6.23%
Greg Lee		993	2.61%	993	2.61%
Paul Dossett		2,835	7.46%	2,835	7.46%
John Geniuch		1,669	4.39%	1,669	4.39%
Maureen See		3,437	9.04%	3,437	9.04%
Bill Appel		2,432	6.40%	2,432	6.40%
Nicholas Power		1,004	2.64%	1,004	2.64%
Patty Garcia		3,081	8.11%	3,081	8.11%
Bob Jarman		1,422	3.74%	1,422	3.74%
Thomas Starr		3,340	8.79%	3,340	8.79%
Kyle Davies		3,339	8.79%	3,339	8.79%
John T. Manning		1,745	4.59%	1,745	4.59%
Richard Grout		2,446	6.44%	2,446	6.44%
David Meiland		2,412	6.35%	2,412	6.35%
Dave Anderson		2,805	7.38%	2,805	7.38%
David Dehlendorf		2,673	7.03%	2,673	7.03%
Cast Votes:		38,002	100.00%	38,002	100.00%
Undervotes:		19,869		19,869	
Overvotes:		8		8	
Unresolved write-in votes:		98		98	

Cumulative Results Report

2020 General Election

Run Time 10:22 AM
Run Date 11/24/2020**San Juan County**

2020 General Election

11/3/2020

Page 10

Official Results**Registered Voters**

13289 of 14642 = 90.76%

Precincts Reporting

19 of 19 = 100.00%

Council Residency District 2 Charter Review Commissioner - 1-year term - VOTE FOR SIX

Precincts			Voters		
Counted	Total	Percent	Ballots	Registered	Percent
6	6	100.00%	4,397	4,868	90.32%

Choice	Party	Absentee Voting		Total	
Kevin Ranker		2,337	11.84%	2,337	11.84%
Tony P. Ghazel		1,917	9.71%	1,917	9.71%
Janet Brownell		2,587	13.10%	2,587	13.10%
Margaret Manning		598	3.03%	598	3.03%
Greg Ayers		1,648	8.35%	1,648	8.35%
Olivia Roseberry		2,667	13.51%	2,667	13.51%
D. N. Kinsey		1,374	6.96%	1,374	6.96%
Anne Marie Shanks		2,082	10.54%	2,082	10.54%
Sharon Abreu		1,986	10.06%	1,986	10.06%
Minor Lile		1,802	9.13%	1,802	9.13%
Tim Blanchard		746	3.78%	746	3.78%
Cast Votes:		19,744	100.00%	19,744	100.00%
Undervotes:		6,517		6,517	
Overvotes:		12		12	
Unresolved write-in votes:		49		49	

Council Residency District 3 Charter Review Commissioner - 1-year term - VOTE FOR THREE

Precincts			Voters		
Counted	Total	Percent	Ballots	Registered	Percent
4	4	100.00%	2,443	2,639	92.57%

Choice	Party	Absentee Voting		Total	
Jane Fuller		1,339	25.34%	1,339	25.34%
Megan Constable		419	7.93%	419	7.93%
Robert A. OConnell		1,065	20.16%	1,065	20.16%
Liz Lafferty		1,254	23.73%	1,254	23.73%
Julienne Battalia		709	13.42%	709	13.42%
Monico L. Mackinnon		498	9.42%	498	9.42%
Cast Votes:		5,284	100.00%	5,284	100.00%
Undervotes:		2,016		2,016	
Overvotes:		1		1	
Unresolved write-in votes:		26		26	

Cumulative Results Report**San Juan County****Official Results**

2020 General Election

2020 General Election

Registered Voters
13289 of 14642 = 90.76%

11/3/2020

Precincts Reporting
19 of 19 = 100.00%Run Time 10:22 AM
Run Date 11/24/2020

Page 11

Supreme Court Justice Position 3 - 6-year short & full term - vote for one

Precincts			Voters		
Counted	Total	Percent	Ballots	Registered	Percent
19	19	100.00%	13,289	14,642	90.76%

Choice	Party	Absentee Voting		Total	
Dave Larson		3,129	27.91%	3,129	27.91%
Raquel Montoya-Lewis		8,082	72.09%	8,082	72.09%
Cast Votes:		11,211	100.00%	11,211	100.00%
Undervotes:		2,052		2,052	
Overvotes:		2		2	
Unresolved write-in votes:		24		24	

Supreme Court Justice Position 4 - 6-year term - vote for one

Precincts			Voters		
Counted	Total	Percent	Ballots	Registered	Percent
19	19	100.00%	13,289	14,642	90.76%

Choice	Party	Absentee Voting		Total	
Charles W. Johnson		8,413	100.00%	8,413	100.00%
Cast Votes:		8,413	100.00%	8,413	100.00%
Undervotes:		4,789		4,789	
Overvotes:		0		0	
Unresolved write-in votes:		87		87	

Supreme Court Justice Position 6 - 2-year unexpired term - vote for one

Precincts			Voters		
Counted	Total	Percent	Ballots	Registered	Percent
19	19	100.00%	13,289	14,642	90.76%

Choice	Party	Absentee Voting		Total	
Richard S. Serns		1,946	18.37%	1,946	18.37%
G. Helen Whitener		8,648	81.63%	8,648	81.63%
Cast Votes:		10,594	100.00%	10,594	100.00%
Undervotes:		2,662		2,662	
Overvotes:		0		0	
Unresolved write-in votes:		33		33	

Cumulative Results Report

San Juan County

Official Results

2020 General Election

2020 General Election

Registered Voters

13289 of 14642 = 90.76%

Run Time 10:22 AM

11/3/2020

Precincts Reporting

19 of 19 = 100.00%

Run Date 11/24/2020

Page 12

Supreme Court Justice Position 7 - 6-year term - vote for one

Precincts			Voters		
Counted	Total	Percent	Ballots	Registered	Percent
19	19	100.00%	13,289	14,642	90.76%

Choice	Party	Absentee Voting		Total	
Debra L. Stephens		8,502	100.00%	8,502	100.00%
	Cast Votes:	8,502	100.00%	8,502	100.00%
	Undervotes:	4,687		4,687	
	Overvotes:	0		0	
	Unresolved write-in votes:	100		100	

San Juan Superior Court Judge - 4-year term - vote for one

Precincts			Voters		
Counted	Total	Percent	Ballots	Registered	Percent
19	19	100.00%	13,289	14,642	90.76%

Choice	Party	Absentee Voting		Total	
Kathryn C. Loring		8,812	100.00%	8,812	100.00%
	Cast Votes:	8,812	100.00%	8,812	100.00%
	Undervotes:	4,316		4,316	
	Overvotes:	0		0	
	Unresolved write-in votes:	161		161	

Lopez Solid Waste Disposal District Proposition No. 1 - Excess Property Tax Levy

Precincts			Voters		
Counted	Total	Percent	Ballots	Registered	Percent
2	2	100.00%	2,154	2,326	92.61%

Choice	Party	Absentee Voting		Total	
Yes		1,662	82.81%	1,662	82.81%
No		345	17.19%	345	17.19%
	Cast Votes:	2,007	100.00%	2,007	100.00%
	Undervotes:	147		147	
	Overvotes:	0		0	
	Unresolved write-in votes:	0		0	

*** End of report ***

Precinct Results Report

2020 General Election

Run Time 5:50 PM
Run Date 11/23/2020**San Juan County**

2020 General Election

11/3/2020

Page 1

Official Results**Registered Voters**
13289 of 14642 = 90.76%**Precincts Reporting**
0 of 19 = 0.00%**101 Friday Harbor NW**

934 of 1,077 registered voters = 86.72%

Referendum Measure No. 90

Choice	Party	Absentee Voting		Total	
Approved		611	68.73%	611	68.73%
Rejected		278	31.27%	278	31.27%
Cast Votes:		889	100.00%	889	100.00%
Undervotes:		45		45	
Overvotes:		0		0	
Unresolved write-in votes:		0		0	

Advisory Vote No. 32 Engrossed Substitute Senate Bill 5323

Choice	Party	Absentee Voting		Total	
Repealed		418	50.12%	418	50.12%
Maintained		416	49.88%	416	49.88%
Cast Votes:		834	100.00%	834	100.00%
Undervotes:		100		100	
Overvotes:		0		0	
Unresolved write-in votes:		0		0	

Advisory Vote No. 33 Substitute Senate Bill 5628

Choice	Party	Absentee Voting		Total	
Repealed		411	50.18%	411	50.18%
Maintained		408	49.82%	408	49.82%
Cast Votes:		819	100.00%	819	100.00%
Undervotes:		115		115	
Overvotes:		0		0	
Unresolved write-in votes:		0		0	

Advisory Vote No. 34 Engrossed Substitute Senate Bill 6492

Choice	Party	Absentee Voting		Total	
Repealed		415	51.43%	415	51.43%
Maintained		392	48.57%	392	48.57%
Cast Votes:		807	100.00%	807	100.00%
Undervotes:		127		127	
Overvotes:		0		0	
Unresolved write-in votes:		0		0	

Precinct Results Report

2020 General Election

Run Time 5:50 PM

Run Date 11/23/2020

San Juan County

2020 General Election

11/3/2020

Page 2

Official Results**Registered Voters**

13289 of 14642 = 90.76%

Precincts Reporting

0 of 19 = 0.00%

101 Friday Harbor NW

934 of 1,077 registered voters = 86.72%

Advisory Vote No. 35 Engrossed Senate Bill 6690

Choice	Party	Absentee Voting		Total	
Repealed		380	46.51%	380	46.51%
Maintained		437	53.49%	437	53.49%
Cast Votes:		817	100.00%	817	100.00%
Undervotes:		117		117	
Overvotes:		0		0	
Unresolved write-in votes:		0		0	

Engrossed Senate Joint Resolution No. 8212

Choice	Party	Absentee Voting		Total	
Approved		391	46.71%	391	46.71%
Rejected		446	53.29%	446	53.29%
Cast Votes:		837	100.00%	837	100.00%
Undervotes:		96		96	
Overvotes:		1		1	
Unresolved write-in votes:		0		0	

President / Vice President of the United States - 4-year term - vote for one

Choice	Party	Absentee Voting		Total	
Joseph R. Biden / Kamala D. Harris		657	71.34%	657	71.34%
Donald J. Trump / Michael R. Pence		240	26.06%	240	26.06%
Jo Jorgensen / Jeremy "Spike" Cohen		21	2.28%	21	2.28%
Howie Hawkins / Angela Walker		3	0.33%	3	0.33%
Gloria La Riva / Sunil Freeman		0	0.00%	0	0.00%
Alyson Kennedy / Malcolm M. Jarrett		0	0.00%	0	0.00%
Cast Votes:		921	100.00%	921	100.00%
Undervotes:		7		7	
Overvotes:		0		0	
Unresolved write-in votes:		6		6	

Precinct Results Report

2020 General Election

Run Time 5:50 PM
Run Date 11/23/2020**San Juan County**

2020 General Election

11/3/2020

Page 3

Official ResultsRegistered Voters
13289 of 14642 = 90.76%Precincts Reporting
0 of 19 = 0.00%**101 Friday Harbor NW**

934 of 1,077 registered voters = 86.72%

Congressional District 2 U.S. Representative - 2-year term - vote for one

Choice	Party	Absentee Voting		Total	
Rick Larsen		651	72.82%	651	72.82%
Timothy S. Hazelo		243	27.18%	243	27.18%
Cast Votes:		894	100.00%	894	100.00%
Undervotes:		39		39	
Overvotes:		0		0	
Unresolved write-in votes:		1		1	

Governor - 4-year term - vote for one

Choice	Party	Absentee Voting		Total	
Jay Inslee		649	70.62%	649	70.62%
Loren Culp		270	29.38%	270	29.38%
Cast Votes:		919	100.00%	919	100.00%
Undervotes:		15		15	
Overvotes:		0		0	
Unresolved write-in votes:		0		0	

Lt. Governor - 4-year term - vote for one

Choice	Party	Absentee Voting		Total	
Denny Heck		349	48.68%	349	48.68%
Marko Liias		368	51.32%	368	51.32%
Cast Votes:		717	100.00%	717	100.00%
Undervotes:		120		120	
Overvotes:		1		1	
Unresolved write-in votes:		96		96	

Secretary of State - 4-year term - vote for one

Choice	Party	Absentee Voting		Total	
Kim Wyman		349	39.04%	349	39.04%
Gael Tarleton		545	60.96%	545	60.96%
Cast Votes:		894	100.00%	894	100.00%
Undervotes:		40		40	
Overvotes:		0		0	
Unresolved write-in votes:		0		0	

Precinct Results Report

2020 General Election

Run Time 5:50 PM

Run Date 11/23/2020

San Juan County

2020 General Election

11/3/2020

Page 4

Official Results**Registered Voters**

13289 of 14642 = 90.76%

Precincts Reporting

0 of 19 = 0.00%

101 Friday Harbor NW

934 of 1,077 registered voters = 86.72%

State Treasurer - 4-year term - vote for one

Choice	Party	Absentee Voting		Total	
Mike Pellicciotti		608	69.01%	608	69.01%
Duane A. Davidson		273	30.99%	273	30.99%
Cast Votes:		881	100.00%	881	100.00%
Undervotes:		51		51	
Overvotes:		1		1	
Unresolved write-in votes:		1		1	

State Auditor - 4-year term - vote for one

Choice	Party	Absentee Voting		Total	
Pat (Patrice) McCarthy		629	71.32%	629	71.32%
Chris Leyba		253	28.68%	253	28.68%
Cast Votes:		882	100.00%	882	100.00%
Undervotes:		52		52	
Overvotes:		0		0	
Unresolved write-in votes:		0		0	

Attorney General - 4-year term - vote for one

Choice	Party	Absentee Voting		Total	
Bob Ferguson		624	69.96%	624	69.96%
Matt Larkin		268	30.04%	268	30.04%
Cast Votes:		892	100.00%	892	100.00%
Undervotes:		42		42	
Overvotes:		0		0	
Unresolved write-in votes:		0		0	

Commissioner of Public Lands - 4-year term - vote for one

Choice	Party	Absentee Voting		Total	
Hilary Franz		629	71.40%	629	71.40%
Sue Kuehl Pederson		252	28.60%	252	28.60%
Cast Votes:		881	100.00%	881	100.00%
Undervotes:		53		53	
Overvotes:		0		0	
Unresolved write-in votes:		0		0	

Precinct Results Report

2020 General Election

Run Time 5:50 PM

Run Date 11/23/2020

San Juan County

2020 General Election

11/3/2020

Page 5

Official Results**Registered Voters**

13289 of 14642 = 90.76%

Precincts Reporting

0 of 19 = 0.00%

101 Friday Harbor NW

934 of 1,077 registered voters = 86.72%

Superintendent of Public Instruction - 4-year term - vote for one

Choice	Party	Absentee Voting		Total	
Chris Reykdal		430	53.82%	430	53.82%
Maia Espinoza		369	46.18%	369	46.18%
Cast Votes:		799	100.00%	799	100.00%
Undervotes:		130		130	
Overvotes:		0		0	
Unresolved write-in votes:		5		5	

Insurance Commissioner - 4-year term - vote for one

Choice	Party	Absentee Voting		Total	
Mike Kreidler		655	75.72%	655	75.72%
Chirayu Avinash Patel		210	24.28%	210	24.28%
Cast Votes:		865	100.00%	865	100.00%
Undervotes:		64		64	
Overvotes:		0		0	
Unresolved write-in votes:		5		5	

State Senator - 4-year term - vote for one

Choice	Party	Absentee Voting		Total	
Elizabeth (Liz) Lovelett		652	73.59%	652	73.59%
Charles Carrell		234	26.41%	234	26.41%
Cast Votes:		886	100.00%	886	100.00%
Undervotes:		48		48	
Overvotes:		0		0	
Unresolved write-in votes:		0		0	

State Representative Position 1 - 2-year term - vote for one

Choice	Party	Absentee Voting		Total	
Debra Lekanoff		696	100.00%	696	100.00%
Cast Votes:		696	100.00%	696	100.00%
Undervotes:		211		211	
Overvotes:		0		0	
Unresolved write-in votes:		27		27	

Precinct Results Report

2020 General Election

Run Time 5:50 PM
Run Date 11/23/2020**San Juan County**

2020 General Election

11/3/2020

Page 6

Official ResultsRegistered Voters
13289 of 14642 = 90.76%Precincts Reporting
0 of 19 = 0.00%**101 Friday Harbor NW**

934 of 1,077 registered voters = 86.72%

State Representative Position 2 - 2-year short & full term - vote for one

Choice	Party	Absentee Voting		Total	
Alex Ramel		626	71.95%	626	71.95%
Russ Dzialo		244	28.05%	244	28.05%
Cast Votes:		870	100.00%	870	100.00%
Undervotes:		64		64	
Overvotes:		0		0	
Unresolved write-in votes:		0		0	

San Juan County Council Residency District Commissioner 1 - 4-year term - vote for one

Choice	Party	Absentee Voting		Total	
Christine Minney		573	67.65%	573	67.65%
Ryan T. Palmateer		274	32.35%	274	32.35%
Cast Votes:		847	100.00%	847	100.00%
Undervotes:		82		82	
Overvotes:		0		0	
Unresolved write-in votes:		5		5	

San Juan County Council Residency District Commissioner 2 - 4-year term - vote for one

Choice	Party	Absentee Voting		Total	
Cindy Wolf		442	53.51%	442	53.51%
Rick Hughes		384	46.49%	384	46.49%
Cast Votes:		826	100.00%	826	100.00%
Undervotes:		103		103	
Overvotes:		0		0	
Unresolved write-in votes:		5		5	

Precinct Results Report

San Juan County

Official Results

2020 General Election

2020 General Election

Registered Voters
13289 of 14642 = 90.76%

Run Time 5:50 PM
Run Date 11/23/2020

11/3/2020

Precincts Reporting
0 of 19 = 0.00%

Page 7

101 Friday Harbor NW

934 of 1,077 registered voters = 86.72%

Council Residency District 1 Charter Review Commissioner - 1-year term - VOTE FOR NINE

Choice	Party	Absentee Voting		Total	
Kevin Loftus		346	6.26%	346	6.26%
Greg Lee		183	3.31%	183	3.31%
Paul Dossett		446	8.07%	446	8.07%
John Geniuch		233	4.21%	233	4.21%
Maureen See		502	9.08%	502	9.08%
Bill Appel		306	5.53%	306	5.53%
Nicholas Power		199	3.60%	199	3.60%
Patty Garcia		461	8.34%	461	8.34%
Bob Jarman		245	4.43%	245	4.43%
Thomas Starr		485	8.77%	485	8.77%
Kyle Davies		433	7.83%	433	7.83%
John T. Manning		279	5.05%	279	5.05%
Richard Grout		312	5.64%	312	5.64%
David Meiland		297	5.37%	297	5.37%
Dave Anderson		413	7.47%	413	7.47%
David Dehlendorf		389	7.04%	389	7.04%
Cast Votes:		5,529	100.00%	5,529	100.00%
Undervotes:		2,866		2,866	
Overvotes:		0		0	
Unresolved write-in votes:		11		11	

Supreme Court Justice Position 3 - 6-year short & full term - vote for one

Choice	Party	Absentee Voting		Total	
Dave Larson		222	28.83%	222	28.83%
Raquel Montoya-Lewis		548	71.17%	548	71.17%
Cast Votes:		770	100.00%	770	100.00%
Undervotes:		157		157	
Overvotes:		1		1	
Unresolved write-in votes:		6		6	

Precinct Results Report

2020 General Election

Run Time 5:50 PM
Run Date 11/23/2020**San Juan County**

2020 General Election

11/3/2020

Page 8

Official ResultsRegistered Voters
13289 of 14642 = 90.76%Precincts Reporting
0 of 19 = 0.00%**101 Friday Harbor NW**

934 of 1,077 registered voters = 86.72%

Supreme Court Justice Position 4 - 6-year term - vote for one

Choice	Party	Absentee Voting		Total	
Charles W. Johnson		621	100.00%	621	100.00%
	Cast Votes:	621	100.00%	621	100.00%
	Undervotes:	300		300	
	Overvotes:	0		0	
	Unresolved write-in votes:	13		13	

Supreme Court Justice Position 6 - 2-year unexpired term - vote for one

Choice	Party	Absentee Voting		Total	
Richard S. Serns		155	20.78%	155	20.78%
G. Helen Whitener		591	79.22%	591	79.22%
	Cast Votes:	746	100.00%	746	100.00%
	Undervotes:	183		183	
	Overvotes:	0		0	
	Unresolved write-in votes:	5		5	

Supreme Court Justice Position 7 - 6-year term - vote for one

Choice	Party	Absentee Voting		Total	
Debra L. Stephens		627	100.00%	627	100.00%
	Cast Votes:	627	100.00%	627	100.00%
	Undervotes:	297		297	
	Overvotes:	0		0	
	Unresolved write-in votes:	10		10	

San Juan Superior Court Judge - 4-year term - vote for one

Choice	Party	Absentee Voting		Total	
Kathryn C. Loring		651	100.00%	651	100.00%
	Cast Votes:	651	100.00%	651	100.00%
	Undervotes:	265		265	
	Overvotes:	0		0	
	Unresolved write-in votes:	18		18	

Precinct Results Report

2020 General Election

Run Time 5:50 PM
Run Date 11/23/2020**San Juan County**

2020 General Election

11/3/2020

Page 9

Official ResultsRegistered Voters
13289 of 14642 = 90.76%Precincts Reporting
0 of 19 = 0.00%**102 Friday Harbor SE**

703 of 789 registered voters = 89.10%

Referendum Measure No. 90

Choice	Party	Absentee Voting		Total	
Approved		432	65.45%	432	65.45%
Rejected		228	34.55%	228	34.55%
Cast Votes:		660	100.00%	660	100.00%
Undervotes:		43		43	
Overvotes:		0		0	
Unresolved write-in votes:		0		0	

Advisory Vote No. 32 Engrossed Substitute Senate Bill 5323

Choice	Party	Absentee Voting		Total	
Repealed		327	52.15%	327	52.15%
Maintained		300	47.85%	300	47.85%
Cast Votes:		627	100.00%	627	100.00%
Undervotes:		76		76	
Overvotes:		0		0	
Unresolved write-in votes:		0		0	

Advisory Vote No. 33 Substitute Senate Bill 5628

Choice	Party	Absentee Voting		Total	
Repealed		331	53.82%	331	53.82%
Maintained		284	46.18%	284	46.18%
Cast Votes:		615	100.00%	615	100.00%
Undervotes:		88		88	
Overvotes:		0		0	
Unresolved write-in votes:		0		0	

Advisory Vote No. 34 Engrossed Substitute Senate Bill 6492

Choice	Party	Absentee Voting		Total	
Repealed		334	55.67%	334	55.67%
Maintained		266	44.33%	266	44.33%
Cast Votes:		600	100.00%	600	100.00%
Undervotes:		103		103	
Overvotes:		0		0	
Unresolved write-in votes:		0		0	

Precinct Results Report

2020 General Election

Run Time 5:50 PM
Run Date 11/23/2020**San Juan County**

2020 General Election

11/3/2020

Page 10

Official Results**Registered Voters**
13289 of 14642 = 90.76%**Precincts Reporting**
0 of 19 = 0.00%**102 Friday Harbor SE**

703 of 789 registered voters = 89.10%

Advisory Vote No. 35 Engrossed Senate Bill 6690

Choice	Party	Absentee Voting		Total	
Repealed		272	44.44%	272	44.44%
Maintained		340	55.56%	340	55.56%
Cast Votes:		612	100.00%	612	100.00%
Undervotes:		91		91	
Overvotes:		0		0	
Unresolved write-in votes:		0		0	

Engrossed Senate Joint Resolution No. 8212

Choice	Party	Absentee Voting		Total	
Approved		278	44.69%	278	44.69%
Rejected		344	55.31%	344	55.31%
Cast Votes:		622	100.00%	622	100.00%
Undervotes:		81		81	
Overvotes:		0		0	
Unresolved write-in votes:		0		0	

President / Vice President of the United States - 4-year term - vote for one

Choice	Party	Absentee Voting		Total	
Joseph R. Biden / Kamala D. Harris		470	67.72%	470	67.72%
Donald J. Trump / Michael R. Pence		193	27.81%	193	27.81%
Jo Jorgensen / Jeremy "Spike" Cohen		20	2.88%	20	2.88%
Howie Hawkins / Angela Walker		7	1.01%	7	1.01%
Gloria La Riva / Sunil Freeman		3	0.43%	3	0.43%
Alyson Kennedy / Malcolm M. Jarrett		1	0.14%	1	0.14%
Cast Votes:		694	100.00%	694	100.00%
Undervotes:		3		3	
Overvotes:		0		0	
Unresolved write-in votes:		6		6	

Precinct Results Report

2020 General Election

Run Time 5:50 PM
Run Date 11/23/2020**San Juan County**

2020 General Election

11/3/2020

Page 11

Official ResultsRegistered Voters
13289 of 14642 = 90.76%Precincts Reporting
0 of 19 = 0.00%**102 Friday Harbor SE**

703 of 789 registered voters = 89.10%

Congressional District 2 U.S. Representative - 2-year term - vote for one

Choice	Party	Absentee Voting		Total	
Rick Larsen		474	71.28%	474	71.28%
Timothy S. Hazelo		191	28.72%	191	28.72%
Cast Votes:		665	100.00%	665	100.00%
Undervotes:		37		37	
Overvotes:		0		0	
Unresolved write-in votes:		1		1	

Governor - 4-year term - vote for one

Choice	Party	Absentee Voting		Total	
Jay Inslee		465	67.39%	465	67.39%
Loren Culp		225	32.61%	225	32.61%
Cast Votes:		690	100.00%	690	100.00%
Undervotes:		11		11	
Overvotes:		0		0	
Unresolved write-in votes:		2		2	

Lt. Governor - 4-year term - vote for one

Choice	Party	Absentee Voting		Total	
Denny Heck		247	49.40%	247	49.40%
Marko Liias		253	50.60%	253	50.60%
Cast Votes:		500	100.00%	500	100.00%
Undervotes:		116		116	
Overvotes:		0		0	
Unresolved write-in votes:		87		87	

Secretary of State - 4-year term - vote for one

Choice	Party	Absentee Voting		Total	
Kim Wyman		251	37.92%	251	37.92%
Gael Tarleton		411	62.08%	411	62.08%
Cast Votes:		662	100.00%	662	100.00%
Undervotes:		41		41	
Overvotes:		0		0	
Unresolved write-in votes:		0		0	

Precinct Results Report

2020 General Election

Run Time 5:50 PM

Run Date 11/23/2020

San Juan County

2020 General Election

11/3/2020

Page 12

Official Results**Registered Voters**

13289 of 14642 = 90.76%

Precincts Reporting

0 of 19 = 0.00%

102 Friday Harbor SE

703 of 789 registered voters = 89.10%

State Treasurer - 4-year term - vote for one

Choice	Party	Absentee Voting		Total	
Mike Pellicciotti		437	67.13%	437	67.13%
Duane A. Davidson		214	32.87%	214	32.87%
Cast Votes:		651	100.00%	651	100.00%
Undervotes:		52		52	
Overvotes:		0		0	
Unresolved write-in votes:		0		0	

State Auditor - 4-year term - vote for one

Choice	Party	Absentee Voting		Total	
Pat (Patrice) McCarthy		450	69.44%	450	69.44%
Chris Leyba		198	30.56%	198	30.56%
Cast Votes:		648	100.00%	648	100.00%
Undervotes:		55		55	
Overvotes:		0		0	
Unresolved write-in votes:		0		0	

Attorney General - 4-year term - vote for one

Choice	Party	Absentee Voting		Total	
Bob Ferguson		451	68.44%	451	68.44%
Matt Larkin		208	31.56%	208	31.56%
Cast Votes:		659	100.00%	659	100.00%
Undervotes:		43		43	
Overvotes:		0		0	
Unresolved write-in votes:		1		1	

Commissioner of Public Lands - 4-year term - vote for one

Choice	Party	Absentee Voting		Total	
Hilary Franz		441	68.27%	441	68.27%
Sue Kuehl Pederson		205	31.73%	205	31.73%
Cast Votes:		646	100.00%	646	100.00%
Undervotes:		57		57	
Overvotes:		0		0	
Unresolved write-in votes:		0		0	

Precinct Results Report

2020 General Election

Run Time 5:50 PM
Run Date 11/23/2020**San Juan County**

2020 General Election

11/3/2020

Page 13

Official ResultsRegistered Voters
13289 of 14642 = 90.76%Precincts Reporting
0 of 19 = 0.00%**102 Friday Harbor SE**

703 of 789 registered voters = 89.10%

Superintendent of Public Instruction - 4-year term - vote for one

Choice	Party	Absentee Voting		Total	
Chris Reykdal		303	53.25%	303	53.25%
Maia Espinoza		266	46.75%	266	46.75%
Cast Votes:		569	100.00%	569	100.00%
Undervotes:		131		131	
Overvotes:		0		0	
Unresolved write-in votes:		3		3	

Insurance Commissioner - 4-year term - vote for one

Choice	Party	Absentee Voting		Total	
Mike Kreidler		465	73.23%	465	73.23%
Chirayu Avinash Patel		170	26.77%	170	26.77%
Cast Votes:		635	100.00%	635	100.00%
Undervotes:		67		67	
Overvotes:		0		0	
Unresolved write-in votes:		1		1	

State Senator - 4-year term - vote for one

Choice	Party	Absentee Voting		Total	
Elizabeth (Liz) Lovelett		474	72.04%	474	72.04%
Charles Carrell		184	27.96%	184	27.96%
Cast Votes:		658	100.00%	658	100.00%
Undervotes:		45		45	
Overvotes:		0		0	
Unresolved write-in votes:		0		0	

State Representative Position 1 - 2-year term - vote for one

Choice	Party	Absentee Voting		Total	
Debra Lekanoff		486	100.00%	486	100.00%
Cast Votes:		486	100.00%	486	100.00%
Undervotes:		202		202	
Overvotes:		0		0	
Unresolved write-in votes:		15		15	

Precinct Results Report

2020 General Election

Run Time 5:50 PM
Run Date 11/23/2020**San Juan County**

2020 General Election

11/3/2020

Page 14

Official ResultsRegistered Voters
13289 of 14642 = 90.76%Precincts Reporting
0 of 19 = 0.00%**102 Friday Harbor SE**

703 of 789 registered voters = 89.10%

State Representative Position 2 - 2-year short & full term - vote for one

Choice	Party	Absentee Voting		Total	
Alex Ramel		449	69.40%	449	69.40%
Russ Dzialo		198	30.60%	198	30.60%
Cast Votes:		647	100.00%	647	100.00%
Undervotes:		56		56	
Overvotes:		0		0	
Unresolved write-in votes:		0		0	

San Juan County Council Residency District Commissioner 1 - 4-year term - vote for one

Choice	Party	Absentee Voting		Total	
Christine Minney		446	70.24%	446	70.24%
Ryan T. Palmateer		189	29.76%	189	29.76%
Cast Votes:		635	100.00%	635	100.00%
Undervotes:		66		66	
Overvotes:		0		0	
Unresolved write-in votes:		2		2	

San Juan County Council Residency District Commissioner 2 - 4-year term - vote for one

Choice	Party	Absentee Voting		Total	
Cindy Wolf		292	48.03%	292	48.03%
Rick Hughes		316	51.97%	316	51.97%
Cast Votes:		608	100.00%	608	100.00%
Undervotes:		93		93	
Overvotes:		0		0	
Unresolved write-in votes:		2		2	

Precinct Results Report

2020 General Election

Run Time 5:50 PM
Run Date 11/23/2020**San Juan County**

2020 General Election

11/3/2020

Page 15

Official ResultsRegistered Voters
13289 of 14642 = 90.76%Precincts Reporting
0 of 19 = 0.00%**102 Friday Harbor SE**

703 of 789 registered voters = 89.10%

Council Residency District 1 Charter Review Commissioner - 1-year term - VOTE FOR NINE

Choice	Party	Absentee Voting		Total	
Kevin Loftus		243	6.37%	243	6.37%
Greg Lee		126	3.30%	126	3.30%
Paul Dossett		274	7.18%	274	7.18%
John Geniuch		159	4.17%	159	4.17%
Maureen See		322	8.44%	322	8.44%
Bill Appel		251	6.58%	251	6.58%
Nicholas Power		119	3.12%	119	3.12%
Patty Garcia		319	8.36%	319	8.36%
Bob Jarman		138	3.62%	138	3.62%
Thomas Starr		321	8.41%	321	8.41%
Kyle Davies		334	8.75%	334	8.75%
John T. Manning		171	4.48%	171	4.48%
Richard Grout		226	5.92%	226	5.92%
David Meiland		255	6.68%	255	6.68%
Dave Anderson		292	7.65%	292	7.65%
David Dehlendorf		266	6.97%	266	6.97%
Cast Votes:		3,816	100.00%	3,816	100.00%
Undervotes:		2,494		2,494	
Overvotes:		1		1	
Unresolved write-in votes:		8		8	

Supreme Court Justice Position 3 - 6-year short & full term - vote for one

Choice	Party	Absentee Voting		Total	
Dave Larson		185	32.34%	185	32.34%
Raquel Montoya-Lewis		387	67.66%	387	67.66%
Cast Votes:		572	100.00%	572	100.00%
Undervotes:		129		129	
Overvotes:		0		0	
Unresolved write-in votes:		2		2	

Precinct Results Report

2020 General Election

Run Time 5:50 PM

Run Date 11/23/2020

San Juan County

2020 General Election

11/3/2020

Page 16

Official Results**Registered Voters**

13289 of 14642 = 90.76%

Precincts Reporting

0 of 19 = 0.00%

102 Friday Harbor SE

703 of 789 registered voters = 89.10%

Supreme Court Justice Position 4 - 6-year term - vote for one

Choice	Party	Absentee Voting		Total	
Charles W. Johnson		422	100.00%	422	100.00%
	Cast Votes:	422	100.00%	422	100.00%
	Undervotes:	277		277	
	Overvotes:	0		0	
	Unresolved write-in votes:	4		4	

Supreme Court Justice Position 6 - 2-year unexpired term - vote for one

Choice	Party	Absentee Voting		Total	
Richard S. Serns		125	23.32%	125	23.32%
G. Helen Whitener		411	76.68%	411	76.68%
	Cast Votes:	536	100.00%	536	100.00%
	Undervotes:	165		165	
	Overvotes:	0		0	
	Unresolved write-in votes:	2		2	

Supreme Court Justice Position 7 - 6-year term - vote for one

Choice	Party	Absentee Voting		Total	
Debra L. Stephens		436	100.00%	436	100.00%
	Cast Votes:	436	100.00%	436	100.00%
	Undervotes:	262		262	
	Overvotes:	0		0	
	Unresolved write-in votes:	5		5	

San Juan Superior Court Judge - 4-year term - vote for one

Choice	Party	Absentee Voting		Total	
Kathryn C. Loring		462	100.00%	462	100.00%
	Cast Votes:	462	100.00%	462	100.00%
	Undervotes:	230		230	
	Overvotes:	0		0	
	Unresolved write-in votes:	11		11	

Precinct Results Report

2020 General Election

Run Time 5:50 PM
Run Date 11/23/2020**San Juan County**

2020 General Election

11/3/2020

Page 17

Official ResultsRegistered Voters
13289 of 14642 = 90.76%Precincts Reporting
0 of 19 = 0.00%**11 San Juan SE**

548 of 588 registered voters = 93.20%

Referendum Measure No. 90

Choice	Party	Absentee Voting		Total	
Approved		351	66.98%	351	66.98%
Rejected		173	33.02%	173	33.02%
Cast Votes:		524	100.00%	524	100.00%
Undervotes:		24		24	
Overvotes:		0		0	
Unresolved write-in votes:		0		0	

Advisory Vote No. 32 Engrossed Substitute Senate Bill 5323

Choice	Party	Absentee Voting		Total	
Repealed		233	46.69%	233	46.69%
Maintained		266	53.31%	266	53.31%
Cast Votes:		499	100.00%	499	100.00%
Undervotes:		49		49	
Overvotes:		0		0	
Unresolved write-in votes:		0		0	

Advisory Vote No. 33 Substitute Senate Bill 5628

Choice	Party	Absentee Voting		Total	
Repealed		264	53.99%	264	53.99%
Maintained		225	46.01%	225	46.01%
Cast Votes:		489	100.00%	489	100.00%
Undervotes:		59		59	
Overvotes:		0		0	
Unresolved write-in votes:		0		0	

Advisory Vote No. 34 Engrossed Substitute Senate Bill 6492

Choice	Party	Absentee Voting		Total	
Repealed		260	54.39%	260	54.39%
Maintained		218	45.61%	218	45.61%
Cast Votes:		478	100.00%	478	100.00%
Undervotes:		70		70	
Overvotes:		0		0	
Unresolved write-in votes:		0		0	

Precinct Results Report

2020 General Election

Run Time 5:50 PM
Run Date 11/23/2020**San Juan County**

2020 General Election

11/3/2020

Page 18

Official ResultsRegistered Voters
13289 of 14642 = 90.76%Precincts Reporting
0 of 19 = 0.00%**11 San Juan SE**

548 of 588 registered voters = 93.20%

Advisory Vote No. 35 Engrossed Senate Bill 6690

Choice	Party	Absentee Voting		Total	
Repealed		237	48.97%	237	48.97%
Maintained		247	51.03%	247	51.03%
Cast Votes:		484	100.00%	484	100.00%
Undervotes:		64		64	
Overvotes:		0		0	
Unresolved write-in votes:		0		0	

Engrossed Senate Joint Resolution No. 8212

Choice	Party	Absentee Voting		Total	
Approved		261	52.83%	261	52.83%
Rejected		233	47.17%	233	47.17%
Cast Votes:		494	100.00%	494	100.00%
Undervotes:		54		54	
Overvotes:		0		0	
Unresolved write-in votes:		0		0	

President / Vice President of the United States - 4-year term - vote for one

Choice	Party	Absentee Voting		Total	
Joseph R. Biden / Kamala D. Harris		388	71.72%	388	71.72%
Donald J. Trump / Michael R. Pence		143	26.43%	143	26.43%
Jo Jorgensen / Jeremy "Spike" Cohen		9	1.66%	9	1.66%
Howie Hawkins / Angela Walker		0	0.00%	0	0.00%
Gloria La Riva / Sunil Freeman		0	0.00%	0	0.00%
Alyson Kennedy / Malcolm M. Jarrett		1	0.18%	1	0.18%
Cast Votes:		541	100.00%	541	100.00%
Undervotes:		4		4	
Overvotes:		0		0	
Unresolved write-in votes:		3		3	

Precinct Results Report

2020 General Election

Run Time 5:50 PM

Run Date 11/23/2020

San Juan County

2020 General Election

11/3/2020

Page 19

Official Results**Registered Voters**

13289 of 14642 = 90.76%

Precincts Reporting

0 of 19 = 0.00%

11 San Juan SE

548 of 588 registered voters = 93.20%

Congressional District 2 U.S. Representative - 2-year term - vote for one

Choice	Party	Absentee Voting		Total	
Rick Larsen		382	71.67%	382	71.67%
Timothy S. Hazelo		151	28.33%	151	28.33%
Cast Votes:		533	100.00%	533	100.00%
Undervotes:		15		15	
Overvotes:		0		0	
Unresolved write-in votes:		0		0	

Governor - 4-year term - vote for one

Choice	Party	Absentee Voting		Total	
Jay Inslee		388	71.72%	388	71.72%
Loren Culp		153	28.28%	153	28.28%
Cast Votes:		541	100.00%	541	100.00%
Undervotes:		5		5	
Overvotes:		0		0	
Unresolved write-in votes:		2		2	

Lt. Governor - 4-year term - vote for one

Choice	Party	Absentee Voting		Total	
Denny Heck		214	52.32%	214	52.32%
Marko Liias		195	47.68%	195	47.68%
Cast Votes:		409	100.00%	409	100.00%
Undervotes:		68		68	
Overvotes:		0		0	
Unresolved write-in votes:		71		71	

Secretary of State - 4-year term - vote for one

Choice	Party	Absentee Voting		Total	
Kim Wyman		232	43.61%	232	43.61%
Gael Tarleton		300	56.39%	300	56.39%
Cast Votes:		532	100.00%	532	100.00%
Undervotes:		16		16	
Overvotes:		0		0	
Unresolved write-in votes:		0		0	

Precinct Results Report

2020 General Election

Run Time 5:50 PM
Run Date 11/23/2020**San Juan County**

2020 General Election

11/3/2020

Page 20

Official ResultsRegistered Voters
13289 of 14642 = 90.76%Precincts Reporting
0 of 19 = 0.00%**11 San Juan SE**

548 of 588 registered voters = 93.20%

State Treasurer - 4-year term - vote for one

Choice	Party	Absentee Voting		Total	
Mike Pellicciotti		347	65.97%	347	65.97%
Duane A. Davidson		179	34.03%	179	34.03%
Cast Votes:		526	100.00%	526	100.00%
Undervotes:		22		22	
Overvotes:		0		0	
Unresolved write-in votes:		0		0	

State Auditor - 4-year term - vote for one

Choice	Party	Absentee Voting		Total	
Pat (Patrice) McCarthy		368	69.70%	368	69.70%
Chris Leyba		160	30.30%	160	30.30%
Cast Votes:		528	100.00%	528	100.00%
Undervotes:		20		20	
Overvotes:		0		0	
Unresolved write-in votes:		0		0	

Attorney General - 4-year term - vote for one

Choice	Party	Absentee Voting		Total	
Bob Ferguson		367	68.86%	367	68.86%
Matt Larkin		166	31.14%	166	31.14%
Cast Votes:		533	100.00%	533	100.00%
Undervotes:		15		15	
Overvotes:		0		0	
Unresolved write-in votes:		0		0	

Commissioner of Public Lands - 4-year term - vote for one

Choice	Party	Absentee Voting		Total	
Hilary Franz		360	68.18%	360	68.18%
Sue Kuehl Pederson		168	31.82%	168	31.82%
Cast Votes:		528	100.00%	528	100.00%
Undervotes:		20		20	
Overvotes:		0		0	
Unresolved write-in votes:		0		0	

Precinct Results Report

2020 General Election

Run Time 5:50 PM

Run Date 11/23/2020

San Juan County

2020 General Election

11/3/2020

Page 21

Official Results**Registered Voters**

13289 of 14642 = 90.76%

Precincts Reporting

0 of 19 = 0.00%

11 San Juan SE

548 of 588 registered voters = 93.20%

Superintendent of Public Instruction - 4-year term - vote for one

Choice	Party	Absentee Voting		Total	
Chris Reykdal		281	59.91%	281	59.91%
Maia Espinoza		188	40.09%	188	40.09%
Cast Votes:		469	100.00%	469	100.00%
Undervotes:		79		79	
Overvotes:		0		0	
Unresolved write-in votes:		0		0	

Insurance Commissioner - 4-year term - vote for one

Choice	Party	Absentee Voting		Total	
Mike Kreidler		376	72.45%	376	72.45%
Chirayu Avinash Patel		143	27.55%	143	27.55%
Cast Votes:		519	100.00%	519	100.00%
Undervotes:		28		28	
Overvotes:		0		0	
Unresolved write-in votes:		1		1	

State Senator - 4-year term - vote for one

Choice	Party	Absentee Voting		Total	
Elizabeth (Liz) Lovelett		377	71.13%	377	71.13%
Charles Carrell		153	28.87%	153	28.87%
Cast Votes:		530	100.00%	530	100.00%
Undervotes:		18		18	
Overvotes:		0		0	
Unresolved write-in votes:		0		0	

State Representative Position 1 - 2-year term - vote for one

Choice	Party	Absentee Voting		Total	
Debra Lekanoff		385	100.00%	385	100.00%
Cast Votes:		385	100.00%	385	100.00%
Undervotes:		151		151	
Overvotes:		0		0	
Unresolved write-in votes:		12		12	

Precinct Results Report

2020 General Election

Run Time 5:50 PM

Run Date 11/23/2020

San Juan County

2020 General Election

11/3/2020

Page 22

Official ResultsRegistered Voters
13289 of 14642 = 90.76%Precincts Reporting
0 of 19 = 0.00%**11 San Juan SE**

548 of 588 registered voters = 93.20%

State Representative Position 2 - 2-year short & full term - vote for one

Choice	Party	Absentee Voting		Total	
Alex Ramel		371	70.00%	371	70.00%
Russ Dzialo		159	30.00%	159	30.00%
Cast Votes:		530	100.00%	530	100.00%
Undervotes:		18		18	
Overvotes:		0		0	
Unresolved write-in votes:		0		0	

San Juan County Council Residency District Commissioner 1 - 4-year term - vote for one

Choice	Party	Absentee Voting		Total	
Christine Minney		316	64.89%	316	64.89%
Ryan T. Palmateer		171	35.11%	171	35.11%
Cast Votes:		487	100.00%	487	100.00%
Undervotes:		60		60	
Overvotes:		0		0	
Unresolved write-in votes:		1		1	

San Juan County Council Residency District Commissioner 2 - 4-year term - vote for one

Choice	Party	Absentee Voting		Total	
Cindy Wolf		232	48.03%	232	48.03%
Rick Hughes		251	51.97%	251	51.97%
Cast Votes:		483	100.00%	483	100.00%
Undervotes:		64		64	
Overvotes:		0		0	
Unresolved write-in votes:		1		1	

Precinct Results Report

2020 General Election

Run Time 5:50 PM

Run Date 11/23/2020

San Juan County

2020 General Election

11/3/2020

Page 23

Official Results**Registered Voters**

13289 of 14642 = 90.76%

Precincts Reporting

0 of 19 = 0.00%

11 San Juan SE

548 of 588 registered voters = 93.20%

Council Residency District 1 Charter Review Commissioner - 1-year term - VOTE FOR NINE

Choice	Party	Absentee Voting		Total	
Kevin Loftus		208	6.58%	208	6.58%
Greg Lee		59	1.87%	59	1.87%
Paul Dossett		240	7.59%	240	7.59%
John Geniuch		142	4.49%	142	4.49%
Maureen See		292	9.23%	292	9.23%
Bill Appel		220	6.96%	220	6.96%
Nicholas Power		62	1.96%	62	1.96%
Patty Garcia		251	7.94%	251	7.94%
Bob Jarman		117	3.70%	117	3.70%
Thomas Starr		299	9.45%	299	9.45%
Kyle Davies		279	8.82%	279	8.82%
John T. Manning		139	4.39%	139	4.39%
Richard Grout		205	6.48%	205	6.48%
David Meiland		197	6.23%	197	6.23%
Dave Anderson		240	7.59%	240	7.59%
David Dehlendorf		213	6.73%	213	6.73%
Cast Votes:		3,163	100.00%	3,163	100.00%
Undervotes:		1,754		1,754	
Overvotes:		1		1	
Unresolved write-in votes:		6		6	

Supreme Court Justice Position 3 - 6-year short & full term - vote for one

Choice	Party	Absentee Voting		Total	
Dave Larson		162	35.60%	162	35.60%
Raquel Montoya-Lewis		293	64.40%	293	64.40%
Cast Votes:		455	100.00%	455	100.00%
Undervotes:		92		92	
Overvotes:		0		0	
Unresolved write-in votes:		1		1	

Precinct Results Report

2020 General Election

Run Time 5:50 PM

Run Date 11/23/2020

San Juan County

2020 General Election

11/3/2020

Page 24

Official Results**Registered Voters**

13289 of 14642 = 90.76%

Precincts Reporting

0 of 19 = 0.00%

11 San Juan SE

548 of 588 registered voters = 93.20%

Supreme Court Justice Position 4 - 6-year term - vote for one

Choice	Party	Absentee Voting		Total	
Charles W. Johnson		326	100.00%	326	100.00%
	Cast Votes:	326	100.00%	326	100.00%
	Undervotes:	217		217	
	Overvotes:	0		0	
	Unresolved write-in votes:	5		5	

Supreme Court Justice Position 6 - 2-year unexpired term - vote for one

Choice	Party	Absentee Voting		Total	
Richard S. Serns		75	18.12%	75	18.12%
G. Helen Whitener		339	81.88%	339	81.88%
	Cast Votes:	414	100.00%	414	100.00%
	Undervotes:	134		134	
	Overvotes:	0		0	
	Unresolved write-in votes:	0		0	

Supreme Court Justice Position 7 - 6-year term - vote for one

Choice	Party	Absentee Voting		Total	
Debra L. Stephens		329	100.00%	329	100.00%
	Cast Votes:	329	100.00%	329	100.00%
	Undervotes:	215		215	
	Overvotes:	0		0	
	Unresolved write-in votes:	4		4	

San Juan Superior Court Judge - 4-year term - vote for one

Choice	Party	Absentee Voting		Total	
Kathryn C. Loring		369	100.00%	369	100.00%
	Cast Votes:	369	100.00%	369	100.00%
	Undervotes:	173		173	
	Overvotes:	0		0	
	Unresolved write-in votes:	6		6	

Precinct Results Report

2020 General Election

Run Time 5:50 PM
Run Date 11/23/2020**San Juan County**

2020 General Election

11/3/2020

Page 25

Official Results**Registered Voters**
13289 of 14642 = 90.76%**Precincts Reporting**
0 of 19 = 0.00%**12 San Juan SW**

778 of 850 registered voters = 91.53%

Referendum Measure No. 90

Choice	Party	Absentee Voting		Total	
Approved		542	73.54%	542	73.54%
Rejected		195	26.46%	195	26.46%
Cast Votes:		737	100.00%	737	100.00%
Undervotes:		41		41	
Overvotes:		0		0	
Unresolved write-in votes:		0		0	

Advisory Vote No. 32 Engrossed Substitute Senate Bill 5323

Choice	Party	Absentee Voting		Total	
Repealed		315	45.52%	315	45.52%
Maintained		377	54.48%	377	54.48%
Cast Votes:		692	100.00%	692	100.00%
Undervotes:		86		86	
Overvotes:		0		0	
Unresolved write-in votes:		0		0	

Advisory Vote No. 33 Substitute Senate Bill 5628

Choice	Party	Absentee Voting		Total	
Repealed		332	48.68%	332	48.68%
Maintained		350	51.32%	350	51.32%
Cast Votes:		682	100.00%	682	100.00%
Undervotes:		96		96	
Overvotes:		0		0	
Unresolved write-in votes:		0		0	

Advisory Vote No. 34 Engrossed Substitute Senate Bill 6492

Choice	Party	Absentee Voting		Total	
Repealed		329	48.53%	329	48.53%
Maintained		349	51.47%	349	51.47%
Cast Votes:		678	100.00%	678	100.00%
Undervotes:		100		100	
Overvotes:		0		0	
Unresolved write-in votes:		0		0	

Precinct Results Report

2020 General Election

Run Time 5:50 PM
Run Date 11/23/2020**San Juan County**

2020 General Election

11/3/2020

Page 26

Official ResultsRegistered Voters
13289 of 14642 = 90.76%Precincts Reporting
0 of 19 = 0.00%**12 San Juan SW**

778 of 850 registered voters = 91.53%

Advisory Vote No. 35 Engrossed Senate Bill 6690

Choice	Party	Absentee Voting		Total	
Repealed		309	44.59%	309	44.59%
Maintained		384	55.41%	384	55.41%
Cast Votes:		693	100.00%	693	100.00%
Undervotes:		85		85	
Overvotes:		0		0	
Unresolved write-in votes:		0		0	

Engrossed Senate Joint Resolution No. 8212

Choice	Party	Absentee Voting		Total	
Approved		378	54.86%	378	54.86%
Rejected		311	45.14%	311	45.14%
Cast Votes:		689	100.00%	689	100.00%
Undervotes:		89		89	
Overvotes:		0		0	
Unresolved write-in votes:		0		0	

President / Vice President of the United States - 4-year term - vote for one

Choice	Party	Absentee Voting		Total	
Joseph R. Biden / Kamala D. Harris		580	75.52%	580	75.52%
Donald J. Trump / Michael R. Pence		175	22.79%	175	22.79%
Jo Jorgensen / Jeremy "Spike" Cohen		11	1.43%	11	1.43%
Howie Hawkins / Angela Walker		2	0.26%	2	0.26%
Gloria La Riva / Sunil Freeman		0	0.00%	0	0.00%
Alyson Kennedy / Malcolm M. Jarrett		0	0.00%	0	0.00%
Cast Votes:		768	100.00%	768	100.00%
Undervotes:		5		5	
Overvotes:		0		0	
Unresolved write-in votes:		5		5	

Precinct Results Report

2020 General Election

Run Time 5:50 PM
Run Date 11/23/2020**San Juan County**

2020 General Election

11/3/2020

Page 27

Official ResultsRegistered Voters
13289 of 14642 = 90.76%Precincts Reporting
0 of 19 = 0.00%**12 San Juan SW**

778 of 850 registered voters = 91.53%

Congressional District 2 U.S. Representative - 2-year term - vote for one

Choice	Party	Absentee Voting		Total	
Rick Larsen		570	75.90%	570	75.90%
Timothy S. Hazelo		181	24.10%	181	24.10%
Cast Votes:		751	100.00%	751	100.00%
Undervotes:		23		23	
Overvotes:		0		0	
Unresolved write-in votes:		4		4	

Governor - 4-year term - vote for one

Choice	Party	Absentee Voting		Total	
Jay Inslee		575	74.58%	575	74.58%
Loren Culp		196	25.42%	196	25.42%
Cast Votes:		771	100.00%	771	100.00%
Undervotes:		5		5	
Overvotes:		0		0	
Unresolved write-in votes:		2		2	

Lt. Governor - 4-year term - vote for one

Choice	Party	Absentee Voting		Total	
Denny Heck		296	50.51%	296	50.51%
Marko Liias		290	49.49%	290	49.49%
Cast Votes:		586	100.00%	586	100.00%
Undervotes:		82		82	
Overvotes:		0		0	
Unresolved write-in votes:		110		110	

Secretary of State - 4-year term - vote for one

Choice	Party	Absentee Voting		Total	
Kim Wyman		273	36.35%	273	36.35%
Gael Tarleton		478	63.65%	478	63.65%
Cast Votes:		751	100.00%	751	100.00%
Undervotes:		26		26	
Overvotes:		0		0	
Unresolved write-in votes:		1		1	

Precinct Results Report

2020 General Election

Run Time 5:50 PM
Run Date 11/23/2020**San Juan County**

2020 General Election

11/3/2020

Page 28

Official ResultsRegistered Voters
13289 of 14642 = 90.76%Precincts Reporting
0 of 19 = 0.00%**12 San Juan SW**

778 of 850 registered voters = 91.53%

State Treasurer - 4-year term - vote for one

Choice	Party	Absentee Voting		Total	
Mike Pellicciotti		521	69.84%	521	69.84%
Duane A. Davidson		225	30.16%	225	30.16%
Cast Votes:		746	100.00%	746	100.00%
Undervotes:		31		31	
Overvotes:		0		0	
Unresolved write-in votes:		1		1	

State Auditor - 4-year term - vote for one

Choice	Party	Absentee Voting		Total	
Pat (Patrice) McCarthy		551	74.06%	551	74.06%
Chris Leyba		193	25.94%	193	25.94%
Cast Votes:		744	100.00%	744	100.00%
Undervotes:		33		33	
Overvotes:		0		0	
Unresolved write-in votes:		1		1	

Attorney General - 4-year term - vote for one

Choice	Party	Absentee Voting		Total	
Bob Ferguson		551	73.47%	551	73.47%
Matt Larkin		199	26.53%	199	26.53%
Cast Votes:		750	100.00%	750	100.00%
Undervotes:		27		27	
Overvotes:		0		0	
Unresolved write-in votes:		1		1	

Commissioner of Public Lands - 4-year term - vote for one

Choice	Party	Absentee Voting		Total	
Hilary Franz		542	73.24%	542	73.24%
Sue Kuehl Pederson		198	26.76%	198	26.76%
Cast Votes:		740	100.00%	740	100.00%
Undervotes:		37		37	
Overvotes:		0		0	
Unresolved write-in votes:		1		1	

Precinct Results Report

2020 General Election

Run Time 5:50 PM

Run Date 11/23/2020

San Juan County

2020 General Election

11/3/2020

Page 29

Official Results**Registered Voters**

13289 of 14642 = 90.76%

Precincts Reporting

0 of 19 = 0.00%

12 San Juan SW

778 of 850 registered voters = 91.53%

Superintendent of Public Instruction - 4-year term - vote for one

Choice	Party	Absentee Voting		Total	
Chris Reykdal		386	60.31%	386	60.31%
Maia Espinoza		254	39.69%	254	39.69%
Cast Votes:		640	100.00%	640	100.00%
Undervotes:		136		136	
Overvotes:		0		0	
Unresolved write-in votes:		2		2	

Insurance Commissioner - 4-year term - vote for one

Choice	Party	Absentee Voting		Total	
Mike Kreidler		563	77.87%	563	77.87%
Chirayu Avinash Patel		160	22.13%	160	22.13%
Cast Votes:		723	100.00%	723	100.00%
Undervotes:		53		53	
Overvotes:		0		0	
Unresolved write-in votes:		2		2	

State Senator - 4-year term - vote for one

Choice	Party	Absentee Voting		Total	
Elizabeth (Liz) Lovelett		568	76.24%	568	76.24%
Charles Carrell		177	23.76%	177	23.76%
Cast Votes:		745	100.00%	745	100.00%
Undervotes:		32		32	
Overvotes:		0		0	
Unresolved write-in votes:		1		1	

State Representative Position 1 - 2-year term - vote for one

Choice	Party	Absentee Voting		Total	
Debra Lekanoff		578	100.00%	578	100.00%
Cast Votes:		578	100.00%	578	100.00%
Undervotes:		182		182	
Overvotes:		0		0	
Unresolved write-in votes:		18		18	

Precinct Results Report

2020 General Election

Run Time 5:50 PM
Run Date 11/23/2020**San Juan County**

2020 General Election

11/3/2020

Page 30

Official Results**Registered Voters**
13289 of 14642 = 90.76%**Precincts Reporting**
0 of 19 = 0.00%**12 San Juan SW**

778 of 850 registered voters = 91.53%

State Representative Position 2 - 2-year short & full term - vote for one

Choice	Party	Absentee Voting		Total	
Alex Ramel		548	75.48%	548	75.48%
Russ Dzialo		178	24.52%	178	24.52%
Cast Votes:		726	100.00%	726	100.00%
Undervotes:		50		50	
Overvotes:		0		0	
Unresolved write-in votes:		2		2	

San Juan County Council Residency District Commissioner 1 - 4-year term - vote for one

Choice	Party	Absentee Voting		Total	
Christine Minney		424	59.47%	424	59.47%
Ryan T. Palmateer		289	40.53%	289	40.53%
Cast Votes:		713	100.00%	713	100.00%
Undervotes:		64		64	
Overvotes:		0		0	
Unresolved write-in votes:		1		1	

San Juan County Council Residency District Commissioner 2 - 4-year term - vote for one

Choice	Party	Absentee Voting		Total	
Cindy Wolf		360	52.17%	360	52.17%
Rick Hughes		330	47.83%	330	47.83%
Cast Votes:		690	100.00%	690	100.00%
Undervotes:		82		82	
Overvotes:		0		0	
Unresolved write-in votes:		6		6	

Precinct Results Report

2020 General Election

Run Time 5:50 PM

Run Date 11/23/2020

San Juan County

2020 General Election

11/3/2020

Page 31

Official Results

Registered Voters
13289 of 14642 = 90.76%

Precincts Reporting
0 of 19 = 0.00%

12 San Juan SW

778 of 850 registered voters = 91.53%

Council Residency District 1 Charter Review Commissioner - 1-year term - VOTE FOR NINE

Choice	Party	Absentee Voting		Total	
Kevin Loftus		288	6.06%	288	6.06%
Greg Lee		106	2.23%	106	2.23%
Paul Dossett		342	7.19%	342	7.19%
John Geniuch		192	4.04%	192	4.04%
Maureen See		441	9.27%	441	9.27%
Bill Appel		284	5.97%	284	5.97%
Nicholas Power		109	2.29%	109	2.29%
Patty Garcia		384	8.08%	384	8.08%
Bob Jarman		194	4.08%	194	4.08%
Thomas Starr		432	9.09%	432	9.09%
Kyle Davies		424	8.92%	424	8.92%
John T. Manning		222	4.67%	222	4.67%
Richard Grout		326	6.86%	326	6.86%
David Meiland		307	6.46%	307	6.46%
Dave Anderson		355	7.47%	355	7.47%
David Dehlendorf		349	7.34%	349	7.34%
Cast Votes:		4,755	100.00%	4,755	100.00%
Undervotes:		2,225		2,225	
Overvotes:		1		1	
Unresolved write-in votes:		13		13	

Supreme Court Justice Position 3 - 6-year short & full term - vote for one

Choice	Party	Absentee Voting		Total	
Dave Larson		201	30.92%	201	30.92%
Raquel Montoya-Lewis		449	69.08%	449	69.08%
Cast Votes:		650	100.00%	650	100.00%
Undervotes:		127		127	
Overvotes:		0		0	
Unresolved write-in votes:		1		1	

Precinct Results Report

2020 General Election

Run Time 5:50 PM
Run Date 11/23/2020**San Juan County**

2020 General Election

11/3/2020

Page 32

Official ResultsRegistered Voters
13289 of 14642 = 90.76%Precincts Reporting
0 of 19 = 0.00%**12 San Juan SW**

778 of 850 registered voters = 91.53%

Supreme Court Justice Position 4 - 6-year term - vote for one

Choice	Party	Absentee Voting		Total	
Charles W. Johnson		481	100.00%	481	100.00%
	Cast Votes:	481	100.00%	481	100.00%
	Undervotes:	291		291	
	Overvotes:	0		0	
	Unresolved write-in votes:	6		6	

Supreme Court Justice Position 6 - 2-year unexpired term - vote for one

Choice	Party	Absentee Voting		Total	
Richard S. Serns		120	19.83%	120	19.83%
G. Helen Whitener		485	80.17%	485	80.17%
	Cast Votes:	605	100.00%	605	100.00%
	Undervotes:	170		170	
	Overvotes:	0		0	
	Unresolved write-in votes:	3		3	

Supreme Court Justice Position 7 - 6-year term - vote for one

Choice	Party	Absentee Voting		Total	
Debra L. Stephens		495	100.00%	495	100.00%
	Cast Votes:	495	100.00%	495	100.00%
	Undervotes:	277		277	
	Overvotes:	0		0	
	Unresolved write-in votes:	6		6	

San Juan Superior Court Judge - 4-year term - vote for one

Choice	Party	Absentee Voting		Total	
Kathryn C. Loring		524	100.00%	524	100.00%
	Cast Votes:	524	100.00%	524	100.00%
	Undervotes:	242		242	
	Overvotes:	0		0	
	Unresolved write-in votes:	12		12	

Precinct Results Report

2020 General Election

Run Time 5:50 PM

Run Date 11/23/2020

San Juan County

2020 General Election

11/3/2020

Page 33

Official Results**Registered Voters**

13289 of 14642 = 90.76%

Precincts Reporting

0 of 19 = 0.00%

13 San Juan CNTRL

917 of 1,020 registered voters = 89.90%

Referendum Measure No. 90

Choice	Party	Absentee Voting		Total	
Approved		618	70.15%	618	70.15%
Rejected		263	29.85%	263	29.85%
Cast Votes:		881	100.00%	881	100.00%
Undervotes:		36		36	
Overvotes:		0		0	
Unresolved write-in votes:		0		0	

Advisory Vote No. 32 Engrossed Substitute Senate Bill 5323

Choice	Party	Absentee Voting		Total	
Repealed		367	45.03%	367	45.03%
Maintained		448	54.97%	448	54.97%
Cast Votes:		815	100.00%	815	100.00%
Undervotes:		102		102	
Overvotes:		0		0	
Unresolved write-in votes:		0		0	

Advisory Vote No. 33 Substitute Senate Bill 5628

Choice	Party	Absentee Voting		Total	
Repealed		397	50.19%	397	50.19%
Maintained		394	49.81%	394	49.81%
Cast Votes:		791	100.00%	791	100.00%
Undervotes:		126		126	
Overvotes:		0		0	
Unresolved write-in votes:		0		0	

Advisory Vote No. 34 Engrossed Substitute Senate Bill 6492

Choice	Party	Absentee Voting		Total	
Repealed		383	49.23%	383	49.23%
Maintained		395	50.77%	395	50.77%
Cast Votes:		778	100.00%	778	100.00%
Undervotes:		139		139	
Overvotes:		0		0	
Unresolved write-in votes:		0		0	

Precinct Results Report

2020 General Election

Run Time 5:50 PM
Run Date 11/23/2020**San Juan County**

2020 General Election

11/3/2020

Page 34

Official Results**Registered Voters**
13289 of 14642 = 90.76%**Precincts Reporting**
0 of 19 = 0.00%**13 San Juan CNTRL**

917 of 1,020 registered voters = 89.90%

Advisory Vote No. 35 Engrossed Senate Bill 6690

Choice	Party	Absentee Voting		Total	
Repealed		326	40.85%	326	40.85%
Maintained		472	59.15%	472	59.15%
Cast Votes:		798	100.00%	798	100.00%
Undervotes:		119		119	
Overvotes:		0		0	
Unresolved write-in votes:		0		0	

Engrossed Senate Joint Resolution No. 8212

Choice	Party	Absentee Voting		Total	
Approved		404	49.69%	404	49.69%
Rejected		409	50.31%	409	50.31%
Cast Votes:		813	100.00%	813	100.00%
Undervotes:		104		104	
Overvotes:		0		0	
Unresolved write-in votes:		0		0	

President / Vice President of the United States - 4-year term - vote for one

Choice	Party	Absentee Voting		Total	
Joseph R. Biden / Kamala D. Harris		673	74.28%	673	74.28%
Donald J. Trump / Michael R. Pence		213	23.51%	213	23.51%
Jo Jorgensen / Jeremy "Spike" Cohen		14	1.55%	14	1.55%
Howie Hawkins / Angela Walker		4	0.44%	4	0.44%
Gloria La Riva / Sunil Freeman		2	0.22%	2	0.22%
Alyson Kennedy / Malcolm M. Jarrett		0	0.00%	0	0.00%
Cast Votes:		906	100.00%	906	100.00%
Undervotes:		4		4	
Overvotes:		0		0	
Unresolved write-in votes:		7		7	

Precinct Results Report

2020 General Election

Run Time 5:50 PM

Run Date 11/23/2020

San Juan County

2020 General Election

11/3/2020

Page 35

Official Results**Registered Voters**

13289 of 14642 = 90.76%

Precincts Reporting

0 of 19 = 0.00%

13 San Juan CNTRL

917 of 1,020 registered voters = 89.90%

Congressional District 2 U.S. Representative - 2-year term - vote for one

Choice	Party	Absentee Voting		Total	
Rick Larsen		670	75.37%	670	75.37%
Timothy S. Hazelo		219	24.63%	219	24.63%
Cast Votes:		889	100.00%	889	100.00%
Undervotes:		25		25	
Overvotes:		0		0	
Unresolved write-in votes:		3		3	

Governor - 4-year term - vote for one

Choice	Party	Absentee Voting		Total	
Jay Inslee		663	73.10%	663	73.10%
Loren Culp		244	26.90%	244	26.90%
Cast Votes:		907	100.00%	907	100.00%
Undervotes:		8		8	
Overvotes:		0		0	
Unresolved write-in votes:		2		2	

Lt. Governor - 4-year term - vote for one

Choice	Party	Absentee Voting		Total	
Denny Heck		306	44.87%	306	44.87%
Marko Liias		376	55.13%	376	55.13%
Cast Votes:		682	100.00%	682	100.00%
Undervotes:		117		117	
Overvotes:		0		0	
Unresolved write-in votes:		118		118	

Secretary of State - 4-year term - vote for one

Choice	Party	Absentee Voting		Total	
Kim Wyman		324	36.78%	324	36.78%
Gael Tarleton		557	63.22%	557	63.22%
Cast Votes:		881	100.00%	881	100.00%
Undervotes:		35		35	
Overvotes:		0		0	
Unresolved write-in votes:		1		1	

Precinct Results Report

2020 General Election

Run Time 5:50 PM
Run Date 11/23/2020**San Juan County**

2020 General Election

11/3/2020

Page 36

Official ResultsRegistered Voters
13289 of 14642 = 90.76%Precincts Reporting
0 of 19 = 0.00%**13 San Juan CNTRL**

917 of 1,020 registered voters = 89.90%

State Treasurer - 4-year term - vote for one

Choice	Party	Absentee Voting		Total	
Mike Pellicciotti		613	70.30%	613	70.30%
Duane A. Davidson		259	29.70%	259	29.70%
Cast Votes:		872	100.00%	872	100.00%
Undervotes:		44		44	
Overvotes:		0		0	
Unresolved write-in votes:		1		1	

State Auditor - 4-year term - vote for one

Choice	Party	Absentee Voting		Total	
Pat (Patrice) McCarthy		639	73.87%	639	73.87%
Chris Leyba		226	26.13%	226	26.13%
Cast Votes:		865	100.00%	865	100.00%
Undervotes:		51		51	
Overvotes:		0		0	
Unresolved write-in votes:		1		1	

Attorney General - 4-year term - vote for one

Choice	Party	Absentee Voting		Total	
Bob Ferguson		645	73.55%	645	73.55%
Matt Larkin		232	26.45%	232	26.45%
Cast Votes:		877	100.00%	877	100.00%
Undervotes:		38		38	
Overvotes:		0		0	
Unresolved write-in votes:		2		2	

Commissioner of Public Lands - 4-year term - vote for one

Choice	Party	Absentee Voting		Total	
Hilary Franz		646	74.68%	646	74.68%
Sue Kuehl Pederson		219	25.32%	219	25.32%
Cast Votes:		865	100.00%	865	100.00%
Undervotes:		51		51	
Overvotes:		0		0	
Unresolved write-in votes:		1		1	

Precinct Results Report

2020 General Election

Run Time 5:50 PM

Run Date 11/23/2020

San Juan County

2020 General Election

11/3/2020

Page 37

Official Results

Registered Voters
13289 of 14642 = 90.76%

Precincts Reporting
0 of 19 = 0.00%

13 San Juan CNTRL

917 of 1,020 registered voters = 89.90%

Superintendent of Public Instruction - 4-year term - vote for one

Choice	Party	Absentee Voting		Total	
Chris Reykdal		479	63.53%	479	63.53%
Maia Espinoza		275	36.47%	275	36.47%
Cast Votes:		754	100.00%	754	100.00%
Undervotes:		160		160	
Overvotes:		0		0	
Unresolved write-in votes:		3		3	

Insurance Commissioner - 4-year term - vote for one

Choice	Party	Absentee Voting		Total	
Mike Kreidler		657	78.21%	657	78.21%
Chirayu Avinash Patel		183	21.79%	183	21.79%
Cast Votes:		840	100.00%	840	100.00%
Undervotes:		76		76	
Overvotes:		0		0	
Unresolved write-in votes:		1		1	

State Senator - 4-year term - vote for one

Choice	Party	Absentee Voting		Total	
Elizabeth (Liz) Lovelett		660	75.51%	660	75.51%
Charles Carrell		214	24.49%	214	24.49%
Cast Votes:		874	100.00%	874	100.00%
Undervotes:		42		42	
Overvotes:		0		0	
Unresolved write-in votes:		1		1	

State Representative Position 1 - 2-year term - vote for one

Choice	Party	Absentee Voting		Total	
Debra Lekanoff		643	100.00%	643	100.00%
Cast Votes:		643	100.00%	643	100.00%
Undervotes:		241		241	
Overvotes:		0		0	
Unresolved write-in votes:		33		33	

Precinct Results Report

2020 General Election

Run Time 5:50 PM
Run Date 11/23/2020**San Juan County**

2020 General Election

11/3/2020

Page 38

Official ResultsRegistered Voters
13289 of 14642 = 90.76%Precincts Reporting
0 of 19 = 0.00%**13 San Juan CNTRL**

917 of 1,020 registered voters = 89.90%

State Representative Position 2 - 2-year short & full term - vote for one

Choice	Party	Absentee Voting		Total
Alex Ramel		632	73.92%	632 73.92%
Russ Dzialo		223	26.08%	223 26.08%
Cast Votes:		855	100.00%	855 100.00%
Undervotes:		61		61
Overvotes:		0		0
Unresolved write-in votes:		1		1

San Juan County Council Residency District Commissioner 1 - 4-year term - vote for one

Choice	Party	Absentee Voting		Total
Christine Minney		541	63.57%	541 63.57%
Ryan T. Palmateer		310	36.43%	310 36.43%
Cast Votes:		851	100.00%	851 100.00%
Undervotes:		61		61
Overvotes:		0		0
Unresolved write-in votes:		5		5

San Juan County Council Residency District Commissioner 2 - 4-year term - vote for one

Choice	Party	Absentee Voting		Total
Cindy Wolf		436	53.24%	436 53.24%
Rick Hughes		383	46.76%	383 46.76%
Cast Votes:		819	100.00%	819 100.00%
Undervotes:		91		91
Overvotes:		0		0
Unresolved write-in votes:		7		7

Precinct Results Report

2020 General Election

Run Time 5:50 PM

Run Date 11/23/2020

San Juan County

2020 General Election

11/3/2020

Page 39

Official Results

Registered Voters
13289 of 14642 = 90.76%

Precincts Reporting
0 of 19 = 0.00%

13 San Juan CNTRL

917 of 1,020 registered voters = 89.90%

Council Residency District 1 Charter Review Commissioner - 1-year term - VOTE FOR NINE

Choice	Party	Absentee Voting		Total	
Kevin Loftus		302	5.58%	302	5.58%
Greg Lee		137	2.53%	137	2.53%
Paul Dossett		392	7.25%	392	7.25%
John Geniuch		232	4.29%	232	4.29%
Maureen See		477	8.82%	477	8.82%
Bill Appel		363	6.71%	363	6.71%
Nicholas Power		145	2.68%	145	2.68%
Patty Garcia		454	8.39%	454	8.39%
Bob Jarman		188	3.48%	188	3.48%
Thomas Starr		450	8.32%	450	8.32%
Kyle Davies		515	9.52%	515	9.52%
John T. Manning		229	4.23%	229	4.23%
Richard Grout		366	6.77%	366	6.77%
David Meiland		373	6.90%	373	6.90%
Dave Anderson		416	7.69%	416	7.69%
David Dehlendorf		370	6.84%	370	6.84%
Cast Votes:		5,409	100.00%	5,409	100.00%
Undervotes:		2,814		2,814	
Overvotes:		1		1	
Unresolved write-in votes:		21		21	

Supreme Court Justice Position 3 - 6-year short & full term - vote for one

Choice	Party	Absentee Voting		Total	
Dave Larson		214	28.34%	214	28.34%
Raquel Montoya-Lewis		541	71.66%	541	71.66%
Cast Votes:		755	100.00%	755	100.00%
Undervotes:		158		158	
Overvotes:		0		0	
Unresolved write-in votes:		4		4	

Precinct Results Report

2020 General Election

Run Time 5:50 PM
Run Date 11/23/2020**San Juan County**

2020 General Election

11/3/2020

Page 40

Official ResultsRegistered Voters
13289 of 14642 = 90.76%
Precincts Reporting
0 of 19 = 0.00%**13 San Juan CNTRL**

917 of 1,020 registered voters = 89.90%

Supreme Court Justice Position 4 - 6-year term - vote for one

Choice	Party	Absentee Voting		Total	
Charles W. Johnson		533	100.00%	533	100.00%
	Cast Votes:	533	100.00%	533	100.00%
	Undervotes:	371		371	
	Overvotes:	0		0	
	Unresolved write-in votes:	13		13	

Supreme Court Justice Position 6 - 2-year unexpired term - vote for one

Choice	Party	Absentee Voting		Total	
Richard S. Serns		142	19.75%	142	19.75%
G. Helen Whitener		577	80.25%	577	80.25%
	Cast Votes:	719	100.00%	719	100.00%
	Undervotes:	194		194	
	Overvotes:	0		0	
	Unresolved write-in votes:	4		4	

Supreme Court Justice Position 7 - 6-year term - vote for one

Choice	Party	Absentee Voting		Total	
Debra L. Stephens		544	100.00%	544	100.00%
	Cast Votes:	544	100.00%	544	100.00%
	Undervotes:	364		364	
	Overvotes:	0		0	
	Unresolved write-in votes:	9		9	

San Juan Superior Court Judge - 4-year term - vote for one

Choice	Party	Absentee Voting		Total	
Kathryn C. Loring		584	100.00%	584	100.00%
	Cast Votes:	584	100.00%	584	100.00%
	Undervotes:	314		314	
	Overvotes:	0		0	
	Unresolved write-in votes:	19		19	

Precinct Results Report

2020 General Election

Run Time 5:50 PM
Run Date 11/23/2020**San Juan County**

2020 General Election

11/3/2020

Page 41

Official ResultsRegistered Voters
13289 of 14642 = 90.76%Precincts Reporting
0 of 19 = 0.00%**14 San Juan West**

844 of 917 registered voters = 92.04%

Referendum Measure No. 90

Choice	Party	Absentee Voting		Total	
Approved		573	70.48%	573	70.48%
Rejected		240	29.52%	240	29.52%
Cast Votes:		813	100.00%	813	100.00%
Undervotes:		31		31	
Overvotes:		0		0	
Unresolved write-in votes:		0		0	

Advisory Vote No. 32 Engrossed Substitute Senate Bill 5323

Choice	Party	Absentee Voting		Total	
Repealed		348	45.85%	348	45.85%
Maintained		411	54.15%	411	54.15%
Cast Votes:		759	100.00%	759	100.00%
Undervotes:		85		85	
Overvotes:		0		0	
Unresolved write-in votes:		0		0	

Advisory Vote No. 33 Substitute Senate Bill 5628

Choice	Party	Absentee Voting		Total	
Repealed		355	47.72%	355	47.72%
Maintained		389	52.28%	389	52.28%
Cast Votes:		744	100.00%	744	100.00%
Undervotes:		100		100	
Overvotes:		0		0	
Unresolved write-in votes:		0		0	

Advisory Vote No. 34 Engrossed Substitute Senate Bill 6492

Choice	Party	Absentee Voting		Total	
Repealed		348	47.67%	348	47.67%
Maintained		382	52.33%	382	52.33%
Cast Votes:		730	100.00%	730	100.00%
Undervotes:		114		114	
Overvotes:		0		0	
Unresolved write-in votes:		0		0	

Precinct Results Report

2020 General Election

Run Time 5:50 PM
Run Date 11/23/2020**San Juan County**

2020 General Election

11/3/2020

Page 42

Official Results**Registered Voters**

13289 of 14642 = 90.76%

Precincts Reporting

0 of 19 = 0.00%

14 San Juan West

844 of 917 registered voters = 92.04%

Advisory Vote No. 35 Engrossed Senate Bill 6690

Choice	Party	Absentee Voting		Total	
Repealed		316	42.47%	316	42.47%
Maintained		428	57.53%	428	57.53%
Cast Votes:		744	100.00%	744	100.00%
Undervotes:		100		100	
Overvotes:		0		0	
Unresolved write-in votes:		0		0	

Engrossed Senate Joint Resolution No. 8212

Choice	Party	Absentee Voting		Total	
Approved		396	52.45%	396	52.45%
Rejected		359	47.55%	359	47.55%
Cast Votes:		755	100.00%	755	100.00%
Undervotes:		89		89	
Overvotes:		0		0	
Unresolved write-in votes:		0		0	

President / Vice President of the United States - 4-year term - vote for one

Choice	Party	Absentee Voting		Total	
Joseph R. Biden / Kamala D. Harris		593	71.88%	593	71.88%
Donald J. Trump / Michael R. Pence		213	25.82%	213	25.82%
Jo Jorgensen / Jeremy "Spike" Cohen		11	1.33%	11	1.33%
Howie Hawkins / Angela Walker		5	0.61%	5	0.61%
Gloria La Riva / Sunil Freeman		0	0.00%	0	0.00%
Alyson Kennedy / Malcolm M. Jarrett		3	0.36%	3	0.36%
Cast Votes:		825	100.00%	825	100.00%
Undervotes:		9		9	
Overvotes:		0		0	
Unresolved write-in votes:		10		10	

Precinct Results Report

2020 General Election

Run Time 5:50 PM
Run Date 11/23/2020**San Juan County**

2020 General Election

11/3/2020

Page 43

Official Results**Registered Voters**
13289 of 14642 = 90.76%**Precincts Reporting**
0 of 19 = 0.00%**14 San Juan West**

844 of 917 registered voters = 92.04%

Congressional District 2 U.S. Representative - 2-year term - vote for one

Choice	Party	Absentee Voting		Total	
Rick Larsen		590	72.22%	590	72.22%
Timothy S. Hazelo		227	27.78%	227	27.78%
Cast Votes:		817	100.00%	817	100.00%
Undervotes:		26		26	
Overvotes:		0		0	
Unresolved write-in votes:		1		1	

Governor - 4-year term - vote for one

Choice	Party	Absentee Voting		Total	
Jay Inslee		580	69.46%	580	69.46%
Loren Culp		255	30.54%	255	30.54%
Cast Votes:		835	100.00%	835	100.00%
Undervotes:		9		9	
Overvotes:		0		0	
Unresolved write-in votes:		0		0	

Lt. Governor - 4-year term - vote for one

Choice	Party	Absentee Voting		Total	
Denny Heck		260	42.55%	260	42.55%
Marko Liias		351	57.45%	351	57.45%
Cast Votes:		611	100.00%	611	100.00%
Undervotes:		110		110	
Overvotes:		0		0	
Unresolved write-in votes:		123		123	

Secretary of State - 4-year term - vote for one

Choice	Party	Absentee Voting		Total	
Kim Wyman		317	38.80%	317	38.80%
Gael Tarleton		500	61.20%	500	61.20%
Cast Votes:		817	100.00%	817	100.00%
Undervotes:		26		26	
Overvotes:		0		0	
Unresolved write-in votes:		1		1	

Precinct Results Report

2020 General Election

Run Time 5:50 PM

Run Date 11/23/2020

San Juan County

2020 General Election

11/3/2020

Page 44

Official Results**Registered Voters**

13289 of 14642 = 90.76%

Precincts Reporting

0 of 19 = 0.00%

14 San Juan West

844 of 917 registered voters = 92.04%

State Treasurer - 4-year term - vote for one

Choice	Party	Absentee Voting		Total	
Mike Pellicciotti		560	70.00%	560	70.00%
Duane A. Davidson		240	30.00%	240	30.00%
Cast Votes:		800	100.00%	800	100.00%
Undervotes:		44		44	
Overvotes:		0		0	
Unresolved write-in votes:		0		0	

State Auditor - 4-year term - vote for one

Choice	Party	Absentee Voting		Total	
Pat (Patrice) McCarthy		561	70.57%	561	70.57%
Chris Leyba		234	29.43%	234	29.43%
Cast Votes:		795	100.00%	795	100.00%
Undervotes:		48		48	
Overvotes:		0		0	
Unresolved write-in votes:		1		1	

Attorney General - 4-year term - vote for one

Choice	Party	Absentee Voting		Total	
Bob Ferguson		568	70.30%	568	70.30%
Matt Larkin		240	29.70%	240	29.70%
Cast Votes:		808	100.00%	808	100.00%
Undervotes:		35		35	
Overvotes:		0		0	
Unresolved write-in votes:		1		1	

Commissioner of Public Lands - 4-year term - vote for one

Choice	Party	Absentee Voting		Total	
Hilary Franz		552	69.87%	552	69.87%
Sue Kuehl Pederson		238	30.13%	238	30.13%
Cast Votes:		790	100.00%	790	100.00%
Undervotes:		53		53	
Overvotes:		0		0	
Unresolved write-in votes:		1		1	

Precinct Results Report

2020 General Election

Run Time 5:50 PM

Run Date 11/23/2020

San Juan County

2020 General Election

11/3/2020

Page 45

Official Results**Registered Voters**

13289 of 14642 = 90.76%

Precincts Reporting

0 of 19 = 0.00%

14 San Juan West

844 of 917 registered voters = 92.04%

Superintendent of Public Instruction - 4-year term - vote for one

Choice	Party	Absentee Voting		Total	
Chris Reykdal		439	61.23%	439	61.23%
Maia Espinoza		278	38.77%	278	38.77%
Cast Votes:		717	100.00%	717	100.00%
Undervotes:		127		127	
Overvotes:		0		0	
Unresolved write-in votes:		0		0	

Insurance Commissioner - 4-year term - vote for one

Choice	Party	Absentee Voting		Total	
Mike Kreidler		594	76.06%	594	76.06%
Chirayu Avinash Patel		187	23.94%	187	23.94%
Cast Votes:		781	100.00%	781	100.00%
Undervotes:		61		61	
Overvotes:		0		0	
Unresolved write-in votes:		2		2	

State Senator - 4-year term - vote for one

Choice	Party	Absentee Voting		Total	
Elizabeth (Liz) Lovelett		577	71.59%	577	71.59%
Charles Carrell		229	28.41%	229	28.41%
Cast Votes:		806	100.00%	806	100.00%
Undervotes:		38		38	
Overvotes:		0		0	
Unresolved write-in votes:		0		0	

State Representative Position 1 - 2-year term - vote for one

Choice	Party	Absentee Voting		Total	
Debra Lekanoff		593	100.00%	593	100.00%
Cast Votes:		593	100.00%	593	100.00%
Undervotes:		236		236	
Overvotes:		0		0	
Unresolved write-in votes:		15		15	

Precinct Results Report

2020 General Election

Run Time 5:50 PM

Run Date 11/23/2020

San Juan County

2020 General Election

11/3/2020

Page 46

Official Results**Registered Voters**

13289 of 14642 = 90.76%

Precincts Reporting

0 of 19 = 0.00%

14 San Juan West

844 of 917 registered voters = 92.04%

State Representative Position 2 - 2-year short & full term - vote for one

Choice	Party	Absentee Voting		Total	
Alex Ramel		558	70.72%	558	70.72%
Russ Dzialo		231	29.28%	231	29.28%
Cast Votes:		789	100.00%	789	100.00%
Undervotes:		55		55	
Overvotes:		0		0	
Unresolved write-in votes:		0		0	

San Juan County Council Residency District Commissioner 1 - 4-year term - vote for one

Choice	Party	Absentee Voting		Total	
Christine Minney		455	59.32%	455	59.32%
Ryan T. Palmateer		312	40.68%	312	40.68%
Cast Votes:		767	100.00%	767	100.00%
Undervotes:		77		77	
Overvotes:		0		0	
Unresolved write-in votes:		0		0	

San Juan County Council Residency District Commissioner 2 - 4-year term - vote for one

Choice	Party	Absentee Voting		Total	
Cindy Wolf		409	53.82%	409	53.82%
Rick Hughes		351	46.18%	351	46.18%
Cast Votes:		760	100.00%	760	100.00%
Undervotes:		84		84	
Overvotes:		0		0	
Unresolved write-in votes:		0		0	

Precinct Results Report

2020 General Election

Run Time 5:50 PM

Run Date 11/23/2020

San Juan County

2020 General Election

11/3/2020

Page 47

Official Results**Registered Voters**

13289 of 14642 = 90.76%

Precincts Reporting

0 of 19 = 0.00%

14 San Juan West

844 of 917 registered voters = 92.04%

Council Residency District 1 Charter Review Commissioner - 1-year term - VOTE FOR NINE

Choice	Party	Absentee Voting		Total	
Kevin Loftus		312	6.15%	312	6.15%
Greg Lee		117	2.31%	117	2.31%
Paul Dossett		347	6.84%	347	6.84%
John Geniuch		207	4.08%	207	4.08%
Maureen See		444	8.76%	444	8.76%
Bill Appel		347	6.84%	347	6.84%
Nicholas Power		116	2.29%	116	2.29%
Patty Garcia		418	8.24%	418	8.24%
Bob Jarman		165	3.25%	165	3.25%
Thomas Starr		439	8.66%	439	8.66%
Kyle Davies		459	9.05%	459	9.05%
John T. Manning		227	4.48%	227	4.48%
Richard Grout		359	7.08%	359	7.08%
David Meiland		354	6.98%	354	6.98%
Dave Anderson		373	7.36%	373	7.36%
David Dehlendorf		387	7.63%	387	7.63%
Cast Votes:		5,071	100.00%	5,071	100.00%
Undervotes:		2,510		2,510	
Overvotes:		0		0	
Unresolved write-in votes:		15		15	

Supreme Court Justice Position 3 - 6-year short & full term - vote for one

Choice	Party	Absentee Voting		Total	
Dave Larson		204	29.52%	204	29.52%
Raquel Montoya-Lewis		487	70.48%	487	70.48%
Cast Votes:		691	100.00%	691	100.00%
Undervotes:		152		152	
Overvotes:		0		0	
Unresolved write-in votes:		1		1	

Precinct Results Report

2020 General Election

Run Time 5:50 PM
Run Date 11/23/2020**San Juan County**

2020 General Election

11/3/2020

Page 48

Official ResultsRegistered Voters
13289 of 14642 = 90.76%Precincts Reporting
0 of 19 = 0.00%**14 San Juan West**

844 of 917 registered voters = 92.04%

Supreme Court Justice Position 4 - 6-year term - vote for one

Choice	Party	Absentee Voting		Total	
Charles W. Johnson		495	100.00%	495	100.00%
	Cast Votes:	495	100.00%	495	100.00%
	Undervotes:	347		347	
	Overvotes:	0		0	
	Unresolved write-in votes:	2		2	

Supreme Court Justice Position 6 - 2-year unexpired term - vote for one

Choice	Party	Absentee Voting		Total	
Richard S. Serns		112	17.50%	112	17.50%
G. Helen Whitener		528	82.50%	528	82.50%
	Cast Votes:	640	100.00%	640	100.00%
	Undervotes:	202		202	
	Overvotes:	0		0	
	Unresolved write-in votes:	2		2	

Supreme Court Justice Position 7 - 6-year term - vote for one

Choice	Party	Absentee Voting		Total	
Debra L. Stephens		493	100.00%	493	100.00%
	Cast Votes:	493	100.00%	493	100.00%
	Undervotes:	346		346	
	Overvotes:	0		0	
	Unresolved write-in votes:	5		5	

San Juan Superior Court Judge - 4-year term - vote for one

Choice	Party	Absentee Voting		Total	
Kathryn C. Loring		541	100.00%	541	100.00%
	Cast Votes:	541	100.00%	541	100.00%
	Undervotes:	298		298	
	Overvotes:	0		0	
	Unresolved write-in votes:	5		5	

Precinct Results Report

2020 General Election

Run Time 5:50 PM
Run Date 11/23/2020

San Juan County

2020 General Election

11/3/2020

Page 49

Official Results

Registered Voters
13289 of 14642 = 90.76%

Precincts Reporting
0 of 19 = 0.00%

15 San Juan North

686 of 744 registered voters = 92.20%

Referendum Measure No. 90

Choice	Party	Absentee Voting		Total	
Approved		410	62.22%	410	62.22%
Rejected		249	37.78%	249	37.78%
Cast Votes:		659	100.00%	659	100.00%
Undervotes:		27		27	
Overvotes:		0		0	
Unresolved write-in votes:		0		0	

Advisory Vote No. 32 Engrossed Substitute Senate Bill 5323

Choice	Party	Absentee Voting		Total	
Repealed		336	54.11%	336	54.11%
Maintained		285	45.89%	285	45.89%
Cast Votes:		621	100.00%	621	100.00%
Undervotes:		65		65	
Overvotes:		0		0	
Unresolved write-in votes:		0		0	

Advisory Vote No. 33 Substitute Senate Bill 5628

Choice	Party	Absentee Voting		Total	
Repealed		334	54.31%	334	54.31%
Maintained		281	45.69%	281	45.69%
Cast Votes:		615	100.00%	615	100.00%
Undervotes:		71		71	
Overvotes:		0		0	
Unresolved write-in votes:		0		0	

Advisory Vote No. 34 Engrossed Substitute Senate Bill 6492

Choice	Party	Absentee Voting		Total	
Repealed		335	55.74%	335	55.74%
Maintained		266	44.26%	266	44.26%
Cast Votes:		601	100.00%	601	100.00%
Undervotes:		85		85	
Overvotes:		0		0	
Unresolved write-in votes:		0		0	

Precinct Results Report

2020 General Election

Run Time 5:50 PM
Run Date 11/23/2020**San Juan County**

2020 General Election

11/3/2020

Page 50

Official Results**Registered Voters**
13289 of 14642 = 90.76%**Precincts Reporting**
0 of 19 = 0.00%**15 San Juan North**

686 of 744 registered voters = 92.20%

Advisory Vote No. 35 Engrossed Senate Bill 6690

Choice	Party	Absentee Voting		Total	
Repealed		315	51.22%	315	51.22%
Maintained		300	48.78%	300	48.78%
Cast Votes:		615	100.00%	615	100.00%
Undervotes:		71		71	
Overvotes:		0		0	
Unresolved write-in votes:		0		0	

Engrossed Senate Joint Resolution No. 8212

Choice	Party	Absentee Voting		Total	
Approved		321	51.69%	321	51.69%
Rejected		300	48.31%	300	48.31%
Cast Votes:		621	100.00%	621	100.00%
Undervotes:		65		65	
Overvotes:		0		0	
Unresolved write-in votes:		0		0	

President / Vice President of the United States - 4-year term - vote for one

Choice	Party	Absentee Voting		Total	
Joseph R. Biden / Kamala D. Harris		439	65.52%	439	65.52%
Donald J. Trump / Michael R. Pence		217	32.39%	217	32.39%
Jo Jorgensen / Jeremy "Spike" Cohen		12	1.79%	12	1.79%
Howie Hawkins / Angela Walker		2	0.30%	2	0.30%
Gloria La Riva / Sunil Freeman		0	0.00%	0	0.00%
Alyson Kennedy / Malcolm M. Jarrett		0	0.00%	0	0.00%
Cast Votes:		670	100.00%	670	100.00%
Undervotes:		11		11	
Overvotes:		0		0	
Unresolved write-in votes:		5		5	

Precinct Results Report

2020 General Election

Run Time 5:50 PM

Run Date 11/23/2020

San Juan County

2020 General Election

11/3/2020

Page 51

Official Results**Registered Voters**

13289 of 14642 = 90.76%

Precincts Reporting

0 of 19 = 0.00%

15 San Juan North

686 of 744 registered voters = 92.20%

Congressional District 2 U.S. Representative - 2-year term - vote for one

Choice	Party	Absentee Voting		Total	
Rick Larsen		422	63.65%	422	63.65%
Timothy S. Hazelo		241	36.35%	241	36.35%
Cast Votes:		663	100.00%	663	100.00%
Undervotes:		23		23	
Overvotes:		0		0	
Unresolved write-in votes:		0		0	

Governor - 4-year term - vote for one

Choice	Party	Absentee Voting		Total	
Jay Inslee		428	63.22%	428	63.22%
Loren Culp		249	36.78%	249	36.78%
Cast Votes:		677	100.00%	677	100.00%
Undervotes:		8		8	
Overvotes:		0		0	
Unresolved write-in votes:		1		1	

Lt. Governor - 4-year term - vote for one

Choice	Party	Absentee Voting		Total	
Denny Heck		241	50.84%	241	50.84%
Marko Liias		233	49.16%	233	49.16%
Cast Votes:		474	100.00%	474	100.00%
Undervotes:		87		87	
Overvotes:		0		0	
Unresolved write-in votes:		125		125	

Secretary of State - 4-year term - vote for one

Choice	Party	Absentee Voting		Total	
Kim Wyman		322	48.71%	322	48.71%
Gael Tarleton		339	51.29%	339	51.29%
Cast Votes:		661	100.00%	661	100.00%
Undervotes:		24		24	
Overvotes:		0		0	
Unresolved write-in votes:		1		1	

Precinct Results Report

2020 General Election

Run Time 5:50 PM

Run Date 11/23/2020

San Juan County

2020 General Election

11/3/2020

Page 52

Official Results**Registered Voters**

13289 of 14642 = 90.76%

Precincts Reporting

0 of 19 = 0.00%

15 San Juan North

686 of 744 registered voters = 92.20%

State Treasurer - 4-year term - vote for one

Choice	Party	Absentee Voting		Total	
Mike Pellicciotti		379	57.95%	379	57.95%
Duane A. Davidson		275	42.05%	275	42.05%
Cast Votes:		654	100.00%	654	100.00%
Undervotes:		32		32	
Overvotes:		0		0	
Unresolved write-in votes:		0		0	

State Auditor - 4-year term - vote for one

Choice	Party	Absentee Voting		Total	
Pat (Patrice) McCarthy		398	61.42%	398	61.42%
Chris Leyba		250	38.58%	250	38.58%
Cast Votes:		648	100.00%	648	100.00%
Undervotes:		38		38	
Overvotes:		0		0	
Unresolved write-in votes:		0		0	

Attorney General - 4-year term - vote for one

Choice	Party	Absentee Voting		Total	
Bob Ferguson		394	59.70%	394	59.70%
Matt Larkin		266	40.30%	266	40.30%
Cast Votes:		660	100.00%	660	100.00%
Undervotes:		26		26	
Overvotes:		0		0	
Unresolved write-in votes:		0		0	

Commissioner of Public Lands - 4-year term - vote for one

Choice	Party	Absentee Voting		Total	
Hilary Franz		406	62.27%	406	62.27%
Sue Kuehl Pederson		246	37.73%	246	37.73%
Cast Votes:		652	100.00%	652	100.00%
Undervotes:		34		34	
Overvotes:		0		0	
Unresolved write-in votes:		0		0	

Precinct Results Report

2020 General Election

Run Time 5:50 PM
Run Date 11/23/2020**San Juan County**

2020 General Election

11/3/2020

Page 53

Official Results**Registered Voters**
13289 of 14642 = 90.76%**Precincts Reporting**
0 of 19 = 0.00%**15 San Juan North**

686 of 744 registered voters = 92.20%

Superintendent of Public Instruction - 4-year term - vote for one

Choice	Party	Absentee Voting		Total	
Chris Reykdal		332	57.74%	332	57.74%
Maia Espinoza		243	42.26%	243	42.26%
Cast Votes:		575	100.00%	575	100.00%
Undervotes:		106		106	
Overvotes:		0		0	
Unresolved write-in votes:		5		5	

Insurance Commissioner - 4-year term - vote for one

Choice	Party	Absentee Voting		Total	
Mike Kreidler		438	69.09%	438	69.09%
Chirayu Avinash Patel		196	30.91%	196	30.91%
Cast Votes:		634	100.00%	634	100.00%
Undervotes:		50		50	
Overvotes:		0		0	
Unresolved write-in votes:		2		2	

State Senator - 4-year term - vote for one

Choice	Party	Absentee Voting		Total	
Elizabeth (Liz) Lovelett		416	62.84%	416	62.84%
Charles Carrell		246	37.16%	246	37.16%
Cast Votes:		662	100.00%	662	100.00%
Undervotes:		24		24	
Overvotes:		0		0	
Unresolved write-in votes:		0		0	

State Representative Position 1 - 2-year term - vote for one

Choice	Party	Absentee Voting		Total	
Debra Lekanoff		452	100.00%	452	100.00%
Cast Votes:		452	100.00%	452	100.00%
Undervotes:		219		219	
Overvotes:		0		0	
Unresolved write-in votes:		15		15	

Precinct Results Report

2020 General Election

Run Time 5:50 PM

Run Date 11/23/2020

San Juan County

2020 General Election

11/3/2020

Page 54

Official Results**Registered Voters**

13289 of 14642 = 90.76%

Precincts Reporting

0 of 19 = 0.00%

15 San Juan North

686 of 744 registered voters = 92.20%

State Representative Position 2 - 2-year short & full term - vote for one

Choice	Party	Absentee Voting		Total	
Alex Ramel		400	61.63%	400	61.63%
Russ Dzialo		249	38.37%	249	38.37%
Cast Votes:		649	100.00%	649	100.00%
Undervotes:		37		37	
Overvotes:		0		0	
Unresolved write-in votes:		0		0	

San Juan County Council Residency District Commissioner 1 - 4-year term - vote for one

Choice	Party	Absentee Voting		Total	
Christine Minney		362	60.23%	362	60.23%
Ryan T. Palmateer		239	39.77%	239	39.77%
Cast Votes:		601	100.00%	601	100.00%
Undervotes:		82		82	
Overvotes:		0		0	
Unresolved write-in votes:		3		3	

San Juan County Council Residency District Commissioner 2 - 4-year term - vote for one

Choice	Party	Absentee Voting		Total	
Cindy Wolf		294	49.08%	294	49.08%
Rick Hughes		305	50.92%	305	50.92%
Cast Votes:		599	100.00%	599	100.00%
Undervotes:		85		85	
Overvotes:		0		0	
Unresolved write-in votes:		2		2	

Precinct Results Report

2020 General Election

Run Time 5:50 PM
Run Date 11/23/2020**San Juan County**

2020 General Election

11/3/2020

Page 55

Official ResultsRegistered Voters
13289 of 14642 = 90.76%Precincts Reporting
0 of 19 = 0.00%**15 San Juan North**

686 of 744 registered voters = 92.20%

Council Residency District 1 Charter Review Commissioner - 1-year term - VOTE FOR NINE

Choice	Party	Absentee Voting		Total	
Kevin Loftus		291	7.03%	291	7.03%
Greg Lee		117	2.83%	117	2.83%
Paul Dossett		299	7.22%	299	7.22%
John Geniuch		227	5.48%	227	5.48%
Maureen See		373	9.01%	373	9.01%
Bill Appel		280	6.76%	280	6.76%
Nicholas Power		89	2.15%	89	2.15%
Patty Garcia		312	7.54%	312	7.54%
Bob Jarman		153	3.70%	153	3.70%
Thomas Starr		376	9.08%	376	9.08%
Kyle Davies		349	8.43%	349	8.43%
John T. Manning		193	4.66%	193	4.66%
Richard Grout		253	6.11%	253	6.11%
David Meiland		248	5.99%	248	5.99%
Dave Anderson		291	7.03%	291	7.03%
David Dehlendorf		288	6.96%	288	6.96%
Cast Votes:		4,139	100.00%	4,139	100.00%
Undervotes:		2,005		2,005	
Overvotes:		2		2	
Unresolved write-in votes:		12		12	

Supreme Court Justice Position 3 - 6-year short & full term - vote for one

Choice	Party	Absentee Voting		Total	
Dave Larson		214	36.52%	214	36.52%
Raquel Montoya-Lewis		372	63.48%	372	63.48%
Cast Votes:		586	100.00%	586	100.00%
Undervotes:		100		100	
Overvotes:		0		0	
Unresolved write-in votes:		0		0	

Precinct Results Report

2020 General Election

Run Time 5:50 PM

Run Date 11/23/2020

San Juan County

2020 General Election

11/3/2020

Page 56

Official Results**Registered Voters**

13289 of 14642 = 90.76%

Precincts Reporting

0 of 19 = 0.00%

15 San Juan North

686 of 744 registered voters = 92.20%

Supreme Court Justice Position 4 - 6-year term - vote for one

Choice	Party	Absentee Voting		Total	
Charles W. Johnson		409	100.00%	409	100.00%
	Cast Votes:	409	100.00%	409	100.00%
	Undervotes:	276		276	
	Overvotes:	0		0	
	Unresolved write-in votes:	1		1	

Supreme Court Justice Position 6 - 2-year unexpired term - vote for one

Choice	Party	Absentee Voting		Total	
Richard S. Serns		137	25.28%	137	25.28%
G. Helen Whitener		405	74.72%	405	74.72%
	Cast Votes:	542	100.00%	542	100.00%
	Undervotes:	143		143	
	Overvotes:	0		0	
	Unresolved write-in votes:	1		1	

Supreme Court Justice Position 7 - 6-year term - vote for one

Choice	Party	Absentee Voting		Total	
Debra L. Stephens		411	100.00%	411	100.00%
	Cast Votes:	411	100.00%	411	100.00%
	Undervotes:	274		274	
	Overvotes:	0		0	
	Unresolved write-in votes:	1		1	

San Juan Superior Court Judge - 4-year term - vote for one

Choice	Party	Absentee Voting		Total	
Kathryn C. Loring		436	100.00%	436	100.00%
	Cast Votes:	436	100.00%	436	100.00%
	Undervotes:	245		245	
	Overvotes:	0		0	
	Unresolved write-in votes:	5		5	

Precinct Results Report

2020 General Election

Run Time 5:50 PM
Run Date 11/23/2020**San Juan County**

2020 General Election

11/3/2020

Page 57

Official ResultsRegistered Voters
13289 of 14642 = 90.76%Precincts Reporting
0 of 19 = 0.00%**16 San Juan East**

680 of 745 registered voters = 91.28%

Referendum Measure No. 90

Choice	Party	Absentee Voting		Total	
Approved		439	67.43%	439	67.43%
Rejected		212	32.57%	212	32.57%
Cast Votes:		651	100.00%	651	100.00%
Undervotes:		29		29	
Overvotes:		0		0	
Unresolved write-in votes:		0		0	

Advisory Vote No. 32 Engrossed Substitute Senate Bill 5323

Choice	Party	Absentee Voting		Total	
Repealed		279	46.19%	279	46.19%
Maintained		325	53.81%	325	53.81%
Cast Votes:		604	100.00%	604	100.00%
Undervotes:		76		76	
Overvotes:		0		0	
Unresolved write-in votes:		0		0	

Advisory Vote No. 33 Substitute Senate Bill 5628

Choice	Party	Absentee Voting		Total	
Repealed		278	46.57%	278	46.57%
Maintained		319	53.43%	319	53.43%
Cast Votes:		597	100.00%	597	100.00%
Undervotes:		83		83	
Overvotes:		0		0	
Unresolved write-in votes:		0		0	

Advisory Vote No. 34 Engrossed Substitute Senate Bill 6492

Choice	Party	Absentee Voting		Total	
Repealed		281	47.87%	281	47.87%
Maintained		306	52.13%	306	52.13%
Cast Votes:		587	100.00%	587	100.00%
Undervotes:		93		93	
Overvotes:		0		0	
Unresolved write-in votes:		0		0	

Precinct Results Report

2020 General Election

Run Time 5:50 PM
Run Date 11/23/2020**San Juan County**

2020 General Election

11/3/2020
Page 58**Official Results**Registered Voters
13289 of 14642 = 90.76%Precincts Reporting
0 of 19 = 0.00%**16 San Juan East**

680 of 745 registered voters = 91.28%

Advisory Vote No. 35 Engrossed Senate Bill 6690

Choice	Party	Absentee Voting		Total	
Repealed		254	43.42%	254	43.42%
Maintained		331	56.58%	331	56.58%
Cast Votes:		585	100.00%	585	100.00%
Undervotes:		95		95	
Overvotes:		0		0	
Unresolved write-in votes:		0		0	

Engrossed Senate Joint Resolution No. 8212

Choice	Party	Absentee Voting		Total	
Approved		322	52.79%	322	52.79%
Rejected		288	47.21%	288	47.21%
Cast Votes:		610	100.00%	610	100.00%
Undervotes:		70		70	
Overvotes:		0		0	
Unresolved write-in votes:		0		0	

President / Vice President of the United States - 4-year term - vote for one

Choice	Party	Absentee Voting		Total	
Joseph R. Biden / Kamala D. Harris		487	72.80%	487	72.80%
Donald J. Trump / Michael R. Pence		168	25.11%	168	25.11%
Jo Jorgensen / Jeremy "Spike" Cohen		12	1.79%	12	1.79%
Howie Hawkins / Angela Walker		2	0.30%	2	0.30%
Gloria La Riva / Sunil Freeman		0	0.00%	0	0.00%
Alyson Kennedy / Malcolm M. Jarrett		0	0.00%	0	0.00%
Cast Votes:		669	100.00%	669	100.00%
Undervotes:		6		6	
Overvotes:		0		0	
Unresolved write-in votes:		5		5	

Precinct Results Report

2020 General Election

Run Time 5:50 PM

Run Date 11/23/2020

San Juan County

2020 General Election

11/3/2020

Page 59

Official Results**Registered Voters**

13289 of 14642 = 90.76%

Precincts Reporting

0 of 19 = 0.00%

16 San Juan East

680 of 745 registered voters = 91.28%

Congressional District 2 U.S. Representative - 2-year term - vote for one

Choice	Party	Absentee Voting		Total	
Rick Larsen		486	73.64%	486	73.64%
Timothy S. Hazelo		174	26.36%	174	26.36%
Cast Votes:		660	100.00%	660	100.00%
Undervotes:		18		18	
Overvotes:		0		0	
Unresolved write-in votes:		2		2	

Governor - 4-year term - vote for one

Choice	Party	Absentee Voting		Total	
Jay Inslee		479	71.81%	479	71.81%
Loren Culp		188	28.19%	188	28.19%
Cast Votes:		667	100.00%	667	100.00%
Undervotes:		13		13	
Overvotes:		0		0	
Unresolved write-in votes:		0		0	

Lt. Governor - 4-year term - vote for one

Choice	Party	Absentee Voting		Total	
Denny Heck		253	50.60%	253	50.60%
Marko Liias		247	49.40%	247	49.40%
Cast Votes:		500	100.00%	500	100.00%
Undervotes:		88		88	
Overvotes:		0		0	
Unresolved write-in votes:		92		92	

Secretary of State - 4-year term - vote for one

Choice	Party	Absentee Voting		Total	
Kim Wyman		255	39.47%	255	39.47%
Gael Tarleton		391	60.53%	391	60.53%
Cast Votes:		646	100.00%	646	100.00%
Undervotes:		32		32	
Overvotes:		0		0	
Unresolved write-in votes:		2		2	

Precinct Results Report

2020 General Election

Run Time 5:50 PM

Run Date 11/23/2020

San Juan County

2020 General Election

11/3/2020

Page 60

Official Results**Registered Voters**

13289 of 14642 = 90.76%

Precincts Reporting

0 of 19 = 0.00%

16 San Juan East

680 of 745 registered voters = 91.28%

State Treasurer - 4-year term - vote for one

Choice	Party	Absentee Voting		Total	
Mike Pellicciotti		445	69.31%	445	69.31%
Duane A. Davidson		197	30.69%	197	30.69%
Cast Votes:		642	100.00%	642	100.00%
Undervotes:		37		37	
Overvotes:		0		0	
Unresolved write-in votes:		1		1	

State Auditor - 4-year term - vote for one

Choice	Party	Absentee Voting		Total	
Pat (Patrice) McCarthy		462	72.53%	462	72.53%
Chris Leyba		175	27.47%	175	27.47%
Cast Votes:		637	100.00%	637	100.00%
Undervotes:		43		43	
Overvotes:		0		0	
Unresolved write-in votes:		0		0	

Attorney General - 4-year term - vote for one

Choice	Party	Absentee Voting		Total	
Bob Ferguson		463	71.01%	463	71.01%
Matt Larkin		189	28.99%	189	28.99%
Cast Votes:		652	100.00%	652	100.00%
Undervotes:		27		27	
Overvotes:		0		0	
Unresolved write-in votes:		1		1	

Commissioner of Public Lands - 4-year term - vote for one

Choice	Party	Absentee Voting		Total	
Hilary Franz		454	71.50%	454	71.50%
Sue Kuehl Pederson		181	28.50%	181	28.50%
Cast Votes:		635	100.00%	635	100.00%
Undervotes:		44		44	
Overvotes:		0		0	
Unresolved write-in votes:		1		1	

Precinct Results Report

2020 General Election

Run Time 5:50 PM
Run Date 11/23/2020**San Juan County**

2020 General Election

11/3/2020

Page 61

Official ResultsRegistered Voters
13289 of 14642 = 90.76%Precincts Reporting
0 of 19 = 0.00%**16 San Juan East**

680 of 745 registered voters = 91.28%

Superintendent of Public Instruction - 4-year term - vote for one

Choice	Party	Absentee Voting		Total	
Chris Reykdal		318	55.11%	318	55.11%
Maia Espinoza		259	44.89%	259	44.89%
Cast Votes:		577	100.00%	577	100.00%
Undervotes:		101		101	
Overvotes:		0		0	
Unresolved write-in votes:		2		2	

Insurance Commissioner - 4-year term - vote for one

Choice	Party	Absentee Voting		Total	
Mike Kreidler		474	75.84%	474	75.84%
Chirayu Avinash Patel		151	24.16%	151	24.16%
Cast Votes:		625	100.00%	625	100.00%
Undervotes:		54		54	
Overvotes:		0		0	
Unresolved write-in votes:		1		1	

State Senator - 4-year term - vote for one

Choice	Party	Absentee Voting		Total	
Elizabeth (Liz) Lovelett		484	74.46%	484	74.46%
Charles Carrell		166	25.54%	166	25.54%
Cast Votes:		650	100.00%	650	100.00%
Undervotes:		29		29	
Overvotes:		0		0	
Unresolved write-in votes:		1		1	

State Representative Position 1 - 2-year term - vote for one

Choice	Party	Absentee Voting		Total	
Debra Lekanoff		513	100.00%	513	100.00%
Cast Votes:		513	100.00%	513	100.00%
Undervotes:		157		157	
Overvotes:		0		0	
Unresolved write-in votes:		10		10	

Precinct Results Report

2020 General Election

Run Time 5:50 PM

Run Date 11/23/2020

San Juan County

2020 General Election

11/3/2020

Page 62

Official Results**Registered Voters**

13289 of 14642 = 90.76%

Precincts Reporting

0 of 19 = 0.00%

16 San Juan East

680 of 745 registered voters = 91.28%

State Representative Position 2 - 2-year short & full term - vote for one

Choice	Party	Absentee Voting		Total	
Alex Ramel		474	73.60%	474	73.60%
Russ Dzialo		170	26.40%	170	26.40%
Cast Votes:		644	100.00%	644	100.00%
Undervotes:		35		35	
Overvotes:		0		0	
Unresolved write-in votes:		1		1	

San Juan County Council Residency District Commissioner 1 - 4-year term - vote for one

Choice	Party	Absentee Voting		Total	
Christine Minney		383	61.97%	383	61.97%
Ryan T. Palmateer		235	38.03%	235	38.03%
Cast Votes:		618	100.00%	618	100.00%
Undervotes:		62		62	
Overvotes:		0		0	
Unresolved write-in votes:		0		0	

San Juan County Council Residency District Commissioner 2 - 4-year term - vote for one

Choice	Party	Absentee Voting		Total	
Cindy Wolf		308	50.99%	308	50.99%
Rick Hughes		296	49.01%	296	49.01%
Cast Votes:		604	100.00%	604	100.00%
Undervotes:		76		76	
Overvotes:		0		0	
Unresolved write-in votes:		0		0	

Precinct Results Report

2020 General Election

Run Time 5:50 PM
Run Date 11/23/2020

San Juan County

2020 General Election

11/3/2020

Page 63

Official Results

Registered Voters
13289 of 14642 = 90.76%

Precincts Reporting
0 of 19 = 0.00%

16 San Juan East

680 of 745 registered voters = 91.28%

Council Residency District 1 Charter Review Commissioner - 1-year term - VOTE FOR NINE

Choice	Party	Absentee Voting		Total	
Kevin Loftus		260	6.45%	260	6.45%
Greg Lee		98	2.43%	98	2.43%
Paul Dossett		323	8.02%	323	8.02%
John Geniuch		180	4.47%	180	4.47%
Maureen See		386	9.58%	386	9.58%
Bill Appel		249	6.18%	249	6.18%
Nicholas Power		109	2.71%	109	2.71%
Patty Garcia		325	8.07%	325	8.07%
Bob Jarman		133	3.30%	133	3.30%
Thomas Starr		338	8.39%	338	8.39%
Kyle Davies		377	9.36%	377	9.36%
John T. Manning		190	4.72%	190	4.72%
Richard Grout		255	6.33%	255	6.33%
David Meiland		252	6.25%	252	6.25%
Dave Anderson		280	6.95%	280	6.95%
David Dehlendorf		274	6.80%	274	6.80%
Cast Votes:		4,029	100.00%	4,029	100.00%
Undervotes:		2,064		2,064	
Overvotes:		2		2	
Unresolved write-in votes:		9		9	

Supreme Court Justice Position 3 - 6-year short & full term - vote for one

Choice	Party	Absentee Voting		Total	
Dave Larson		172	29.76%	172	29.76%
Raquel Montoya-Lewis		406	70.24%	406	70.24%
Cast Votes:		578	100.00%	578	100.00%
Undervotes:		102		102	
Overvotes:		0		0	
Unresolved write-in votes:		0		0	

Precinct Results Report

2020 General Election

Run Time 5:50 PM

Run Date 11/23/2020

San Juan County

2020 General Election

11/3/2020

Page 64

Official Results**Registered Voters**

13289 of 14642 = 90.76%

Precincts Reporting

0 of 19 = 0.00%

16 San Juan East

680 of 745 registered voters = 91.28%

Supreme Court Justice Position 4 - 6-year term - vote for one

Choice	Party	Absentee Voting		Total	
Charles W. Johnson		441	100.00%	441	100.00%
	Cast Votes:	441	100.00%	441	100.00%
	Undervotes:	236		236	
	Overvotes:	0		0	
	Unresolved write-in votes:	3		3	

Supreme Court Justice Position 6 - 2-year unexpired term - vote for one

Choice	Party	Absentee Voting		Total	
Richard S. Serns		126	22.83%	126	22.83%
G. Helen Whitener		426	77.17%	426	77.17%
	Cast Votes:	552	100.00%	552	100.00%
	Undervotes:	127		127	
	Overvotes:	0		0	
	Unresolved write-in votes:	1		1	

Supreme Court Justice Position 7 - 6-year term - vote for one

Choice	Party	Absentee Voting		Total	
Debra L. Stephens		452	100.00%	452	100.00%
	Cast Votes:	452	100.00%	452	100.00%
	Undervotes:	225		225	
	Overvotes:	0		0	
	Unresolved write-in votes:	3		3	

San Juan Superior Court Judge - 4-year term - vote for one

Choice	Party	Absentee Voting		Total	
Kathryn C. Loring		478	100.00%	478	100.00%
	Cast Votes:	478	100.00%	478	100.00%
	Undervotes:	194		194	
	Overvotes:	0		0	
	Unresolved write-in votes:	8		8	

Precinct Results Report

2020 General Election

Run Time 5:50 PM
Run Date 11/23/2020**San Juan County**

2020 General Election

11/3/2020

Page 65

Official Results**Registered Voters**
13289 of 14642 = 90.76%**Precincts Reporting**
0 of 19 = 0.00%**17 Turn Point**

359 of 405 registered voters = 88.64%

Referendum Measure No. 90

Choice	Party	Absentee Voting		Total	
Approved		227	66.96%	227	66.96%
Rejected		112	33.04%	112	33.04%
Cast Votes:		339	100.00%	339	100.00%
Undervotes:		20		20	
Overvotes:		0		0	
Unresolved write-in votes:		0		0	

Advisory Vote No. 32 Engrossed Substitute Senate Bill 5323

Choice	Party	Absentee Voting		Total	
Repealed		158	49.07%	158	49.07%
Maintained		164	50.93%	164	50.93%
Cast Votes:		322	100.00%	322	100.00%
Undervotes:		37		37	
Overvotes:		0		0	
Unresolved write-in votes:		0		0	

Advisory Vote No. 33 Substitute Senate Bill 5628

Choice	Party	Absentee Voting		Total	
Repealed		153	48.42%	153	48.42%
Maintained		163	51.58%	163	51.58%
Cast Votes:		316	100.00%	316	100.00%
Undervotes:		43		43	
Overvotes:		0		0	
Unresolved write-in votes:		0		0	

Advisory Vote No. 34 Engrossed Substitute Senate Bill 6492

Choice	Party	Absentee Voting		Total	
Repealed		165	53.57%	165	53.57%
Maintained		143	46.43%	143	46.43%
Cast Votes:		308	100.00%	308	100.00%
Undervotes:		51		51	
Overvotes:		0		0	
Unresolved write-in votes:		0		0	

Precinct Results Report

2020 General Election

Run Time 5:50 PM
Run Date 11/23/2020**San Juan County**

2020 General Election

11/3/2020
Page 66**Official Results**Registered Voters
13289 of 14642 = 90.76%Precincts Reporting
0 of 19 = 0.00%**17 Turn Point**

359 of 405 registered voters = 88.64%

Advisory Vote No. 35 Engrossed Senate Bill 6690

Choice	Party	Absentee Voting		Total	
Repealed		148	46.98%	148	46.98%
Maintained		167	53.02%	167	53.02%
Cast Votes:		315	100.00%	315	100.00%
Undervotes:		44		44	
Overvotes:		0		0	
Unresolved write-in votes:		0		0	

Engrossed Senate Joint Resolution No. 8212

Choice	Party	Absentee Voting		Total	
Approved		184	58.79%	184	58.79%
Rejected		129	41.21%	129	41.21%
Cast Votes:		313	100.00%	313	100.00%
Undervotes:		46		46	
Overvotes:		0		0	
Unresolved write-in votes:		0		0	

President / Vice President of the United States - 4-year term - vote for one

Choice	Party	Absentee Voting		Total	
Joseph R. Biden / Kamala D. Harris		239	67.71%	239	67.71%
Donald J. Trump / Michael R. Pence		104	29.46%	104	29.46%
Jo Jorgensen / Jeremy "Spike" Cohen		6	1.70%	6	1.70%
Howie Hawkins / Angela Walker		3	0.85%	3	0.85%
Gloria La Riva / Sunil Freeman		1	0.28%	1	0.28%
Alyson Kennedy / Malcolm M. Jarrett		0	0.00%	0	0.00%
Cast Votes:		353	100.00%	353	100.00%
Undervotes:		5		5	
Overvotes:		0		0	
Unresolved write-in votes:		1		1	

Precinct Results Report

2020 General Election

Run Time 5:50 PM
Run Date 11/23/2020**San Juan County**

2020 General Election

11/3/2020

Page 67

Official Results**Registered Voters**
13289 of 14642 = 90.76%**Precincts Reporting**
0 of 19 = 0.00%**17 Turn Point**

359 of 405 registered voters = 88.64%

Congressional District 2 U.S. Representative - 2-year term - vote for one

Choice	Party	Absentee Voting		Total	
Rick Larsen		240	69.36%	240	69.36%
Timothy S. Hazelo		106	30.64%	106	30.64%
Cast Votes:		346	100.00%	346	100.00%
Undervotes:		13		13	
Overvotes:		0		0	
Unresolved write-in votes:		0		0	

Governor - 4-year term - vote for one

Choice	Party	Absentee Voting		Total	
Jay Inslee		236	66.67%	236	66.67%
Loren Culp		118	33.33%	118	33.33%
Cast Votes:		354	100.00%	354	100.00%
Undervotes:		3		3	
Overvotes:		0		0	
Unresolved write-in votes:		2		2	

Lt. Governor - 4-year term - vote for one

Choice	Party	Absentee Voting		Total	
Denny Heck		120	49.18%	120	49.18%
Marko Liias		124	50.82%	124	50.82%
Cast Votes:		244	100.00%	244	100.00%
Undervotes:		61		61	
Overvotes:		0		0	
Unresolved write-in votes:		54		54	

Secretary of State - 4-year term - vote for one

Choice	Party	Absentee Voting		Total	
Kim Wyman		144	42.60%	144	42.60%
Gael Tarleton		194	57.40%	194	57.40%
Cast Votes:		338	100.00%	338	100.00%
Undervotes:		20		20	
Overvotes:		0		0	
Unresolved write-in votes:		1		1	

Precinct Results Report

2020 General Election

Run Time 5:50 PM
Run Date 11/23/2020**San Juan County**

2020 General Election

11/3/2020

Page 68

Official ResultsRegistered Voters
13289 of 14642 = 90.76%Precincts Reporting
0 of 19 = 0.00%**17 Turn Point**

359 of 405 registered voters = 88.64%

State Treasurer - 4-year term - vote for one

Choice	Party	Absentee Voting		Total	
Mike Pellicciotti		216	64.29%	216	64.29%
Duane A. Davidson		120	35.71%	120	35.71%
Cast Votes:		336	100.00%	336	100.00%
Undervotes:		23		23	
Overvotes:		0		0	
Unresolved write-in votes:		0		0	

State Auditor - 4-year term - vote for one

Choice	Party	Absentee Voting		Total	
Pat (Patrice) McCarthy		228	68.26%	228	68.26%
Chris Leyba		106	31.74%	106	31.74%
Cast Votes:		334	100.00%	334	100.00%
Undervotes:		24		24	
Overvotes:		0		0	
Unresolved write-in votes:		1		1	

Attorney General - 4-year term - vote for one

Choice	Party	Absentee Voting		Total	
Bob Ferguson		232	67.84%	232	67.84%
Matt Larkin		110	32.16%	110	32.16%
Cast Votes:		342	100.00%	342	100.00%
Undervotes:		16		16	
Overvotes:		0		0	
Unresolved write-in votes:		1		1	

Commissioner of Public Lands - 4-year term - vote for one

Choice	Party	Absentee Voting		Total	
Hilary Franz		224	66.67%	224	66.67%
Sue Kuehl Pederson		112	33.33%	112	33.33%
Cast Votes:		336	100.00%	336	100.00%
Undervotes:		22		22	
Overvotes:		0		0	
Unresolved write-in votes:		1		1	

Precinct Results Report

2020 General Election

Run Time 5:50 PM
Run Date 11/23/2020

San Juan County

2020 General Election

11/3/2020

Page 69

Official Results

Registered Voters
13289 of 14642 = 90.76%

Precincts Reporting
0 of 19 = 0.00%

17 Turn Point

359 of 405 registered voters = 88.64%

Superintendent of Public Instruction - 4-year term - vote for one

Choice	Party	Absentee Voting		Total	
Chris Reykdal		177	61.46%	177	61.46%
Maia Espinoza		111	38.54%	111	38.54%
Cast Votes:		288	100.00%	288	100.00%
Undervotes:		70		70	
Overvotes:		0		0	
Unresolved write-in votes:		1		1	

Insurance Commissioner - 4-year term - vote for one

Choice	Party	Absentee Voting		Total	
Mike Kreidler		242	74.23%	242	74.23%
Chirayu Avinash Patel		84	25.77%	84	25.77%
Cast Votes:		326	100.00%	326	100.00%
Undervotes:		31		31	
Overvotes:		0		0	
Unresolved write-in votes:		2		2	

State Senator - 4-year term - vote for one

Choice	Party	Absentee Voting		Total	
Elizabeth (Liz) Lovelett		231	68.55%	231	68.55%
Charles Carrell		106	31.45%	106	31.45%
Cast Votes:		337	100.00%	337	100.00%
Undervotes:		22		22	
Overvotes:		0		0	
Unresolved write-in votes:		0		0	

State Representative Position 1 - 2-year term - vote for one

Choice	Party	Absentee Voting		Total	
Debra Lekanoff		236	100.00%	236	100.00%
Cast Votes:		236	100.00%	236	100.00%
Undervotes:		118		118	
Overvotes:		0		0	
Unresolved write-in votes:		5		5	

Precinct Results Report

2020 General Election

Run Time 5:50 PM

Run Date 11/23/2020

San Juan County

2020 General Election

11/3/2020

Page 70

Official Results**Registered Voters**

13289 of 14642 = 90.76%

Precincts Reporting

0 of 19 = 0.00%

17 Turn Point

359 of 405 registered voters = 88.64%

State Representative Position 2 - 2-year short & full term - vote for one

Choice	Party	Absentee Voting		Total	
Alex Ramel		227	68.17%	227	68.17%
Russ Dzialo		106	31.83%	106	31.83%
Cast Votes:		333	100.00%	333	100.00%
Undervotes:		26		26	
Overvotes:		0		0	
Unresolved write-in votes:		0		0	

San Juan County Council Residency District Commissioner 1 - 4-year term - vote for one

Choice	Party	Absentee Voting		Total	
Christine Minney		199	62.78%	199	62.78%
Ryan T. Palmateer		118	37.22%	118	37.22%
Cast Votes:		317	100.00%	317	100.00%
Undervotes:		42		42	
Overvotes:		0		0	
Unresolved write-in votes:		0		0	

San Juan County Council Residency District Commissioner 2 - 4-year term - vote for one

Choice	Party	Absentee Voting		Total	
Cindy Wolf		136	44.59%	136	44.59%
Rick Hughes		169	55.41%	169	55.41%
Cast Votes:		305	100.00%	305	100.00%
Undervotes:		54		54	
Overvotes:		0		0	
Unresolved write-in votes:		0		0	

Precinct Results Report

2020 General Election

Run Time 5:50 PM

Run Date 11/23/2020

San Juan County

2020 General Election

11/3/2020

Page 71

Official ResultsRegistered Voters
13289 of 14642 = 90.76%Precincts Reporting
0 of 19 = 0.00%**17 Turn Point**

359 of 405 registered voters = 88.64%

Council Residency District 1 Charter Review Commissioner - 1-year term - VOTE FOR NINE

Choice	Party	Absentee Voting		Total	
Kevin Loftus		119	5.69%	119	5.69%
Greg Lee		50	2.39%	50	2.39%
Paul Dossett		172	8.23%	172	8.23%
John Geniuch		97	4.64%	97	4.64%
Maureen See		200	9.56%	200	9.56%
Bill Appel		132	6.31%	132	6.31%
Nicholas Power		56	2.68%	56	2.68%
Patty Garcia		157	7.51%	157	7.51%
Bob Jarman		89	4.26%	89	4.26%
Thomas Starr		200	9.56%	200	9.56%
Kyle Davies		169	8.08%	169	8.08%
John T. Manning		95	4.54%	95	4.54%
Richard Grout		144	6.89%	144	6.89%
David Meiland		129	6.17%	129	6.17%
Dave Anderson		145	6.93%	145	6.93%
David Dehlendorf		137	6.55%	137	6.55%
Cast Votes:		2,091	100.00%	2,091	100.00%
Undervotes:		1,137		1,137	
Overvotes:		0		0	
Unresolved write-in votes:		3		3	

Supreme Court Justice Position 3 - 6-year short & full term - vote for one

Choice	Party	Absentee Voting		Total	
Dave Larson		98	33.45%	98	33.45%
Raquel Montoya-Lewis		195	66.55%	195	66.55%
Cast Votes:		293	100.00%	293	100.00%
Undervotes:		66		66	
Overvotes:		0		0	
Unresolved write-in votes:		0		0	

Precinct Results Report

2020 General Election

Run Time 5:50 PM

Run Date 11/23/2020

San Juan County

2020 General Election

11/3/2020

Page 72

Official Results**Registered Voters**

13289 of 14642 = 90.76%

Precincts Reporting

0 of 19 = 0.00%

17 Turn Point

359 of 405 registered voters = 88.64%

Supreme Court Justice Position 4 - 6-year term - vote for one

Choice	Party	Absentee Voting		Total	
Charles W. Johnson		196	100.00%	196	100.00%
	Cast Votes:	196	100.00%	196	100.00%
	Undervotes:	161		161	
	Overvotes:	0		0	
	Unresolved write-in votes:	2		2	

Supreme Court Justice Position 6 - 2-year unexpired term - vote for one

Choice	Party	Absentee Voting		Total	
Richard S. Serns		69	25.18%	69	25.18%
G. Helen Whitener		205	74.82%	205	74.82%
	Cast Votes:	274	100.00%	274	100.00%
	Undervotes:	85		85	
	Overvotes:	0		0	
	Unresolved write-in votes:	0		0	

Supreme Court Justice Position 7 - 6-year term - vote for one

Choice	Party	Absentee Voting		Total	
Debra L. Stephens		196	100.00%	196	100.00%
	Cast Votes:	196	100.00%	196	100.00%
	Undervotes:	162		162	
	Overvotes:	0		0	
	Unresolved write-in votes:	1		1	

San Juan Superior Court Judge - 4-year term - vote for one

Choice	Party	Absentee Voting		Total	
Kathryn C. Loring		211	100.00%	211	100.00%
	Cast Votes:	211	100.00%	211	100.00%
	Undervotes:	146		146	
	Overvotes:	0		0	
	Unresolved write-in votes:	2		2	

Precinct Results Report

2020 General Election

Run Time 5:50 PM
Run Date 11/23/2020**San Juan County**

2020 General Election

11/3/2020

Page 73

Official ResultsRegistered Voters
13289 of 14642 = 90.76%Precincts Reporting
0 of 19 = 0.00%**21 Waldron & Outer Is**

110 of 118 registered voters = 93.22%

Referendum Measure No. 90

Choice	Party	Absentee Voting		Total	
Approved		95	88.79%	95	88.79%
Rejected		12	11.21%	12	11.21%
Cast Votes:		107	100.00%	107	100.00%
Undervotes:		3		3	
Overvotes:		0		0	
Unresolved write-in votes:		0		0	

Advisory Vote No. 32 Engrossed Substitute Senate Bill 5323

Choice	Party	Absentee Voting		Total	
Repealed		21	21.21%	21	21.21%
Maintained		78	78.79%	78	78.79%
Cast Votes:		99	100.00%	99	100.00%
Undervotes:		11		11	
Overvotes:		0		0	
Unresolved write-in votes:		0		0	

Advisory Vote No. 33 Substitute Senate Bill 5628

Choice	Party	Absentee Voting		Total	
Repealed		23	23.47%	23	23.47%
Maintained		75	76.53%	75	76.53%
Cast Votes:		98	100.00%	98	100.00%
Undervotes:		12		12	
Overvotes:		0		0	
Unresolved write-in votes:		0		0	

Advisory Vote No. 34 Engrossed Substitute Senate Bill 6492

Choice	Party	Absentee Voting		Total	
Repealed		20	21.74%	20	21.74%
Maintained		72	78.26%	72	78.26%
Cast Votes:		92	100.00%	92	100.00%
Undervotes:		18		18	
Overvotes:		0		0	
Unresolved write-in votes:		0		0	

Precinct Results Report

2020 General Election

Run Time 5:50 PM
Run Date 11/23/2020**San Juan County**

2020 General Election

11/3/2020

Page 74

Official Results**Registered Voters**
13289 of 14642 = 90.76%**Precincts Reporting**
0 of 19 = 0.00%**21 Waldron & Outer Is**

110 of 118 registered voters = 93.22%

Advisory Vote No. 35 Engrossed Senate Bill 6690

Choice	Party	Absentee Voting		Total	
Repealed		14	14.74%	14	14.74%
Maintained		81	85.26%	81	85.26%
Cast Votes:		95	100.00%	95	100.00%
Undervotes:		15		15	
Overvotes:		0		0	
Unresolved write-in votes:		0		0	

Engrossed Senate Joint Resolution No. 8212

Choice	Party	Absentee Voting		Total	
Approved		56	58.95%	56	58.95%
Rejected		39	41.05%	39	41.05%
Cast Votes:		95	100.00%	95	100.00%
Undervotes:		15		15	
Overvotes:		0		0	
Unresolved write-in votes:		0		0	

President / Vice President of the United States - 4-year term - vote for one

Choice	Party	Absentee Voting		Total	
Joseph R. Biden / Kamala D. Harris		97	88.99%	97	88.99%
Donald J. Trump / Michael R. Pence		8	7.34%	8	7.34%
Jo Jorgensen / Jeremy "Spike" Cohen		1	0.92%	1	0.92%
Howie Hawkins / Angela Walker		1	0.92%	1	0.92%
Gloria La Riva / Sunil Freeman		2	1.83%	2	1.83%
Alyson Kennedy / Malcolm M. Jarrett		0	0.00%	0	0.00%
Cast Votes:		109	100.00%	109	100.00%
Undervotes:		0		0	
Overvotes:		0		0	
Unresolved write-in votes:		1		1	

Precinct Results Report

2020 General Election

Run Time 5:50 PM
Run Date 11/23/2020**San Juan County**

2020 General Election

11/3/2020

Page 75

Official Results**Registered Voters**
13289 of 14642 = 90.76%**Precincts Reporting**
0 of 19 = 0.00%**21 Waldron & Outer Is**

110 of 118 registered voters = 93.22%

Congressional District 2 U.S. Representative - 2-year term - vote for one

Choice	Party	Absentee Voting		Total	
Rick Larsen		98	90.74%	98	90.74%
Timothy S. Hazelo		10	9.26%	10	9.26%
Cast Votes:		108	100.00%	108	100.00%
Undervotes:		1		1	
Overvotes:		0		0	
Unresolved write-in votes:		1		1	

Governor - 4-year term - vote for one

Choice	Party	Absentee Voting		Total	
Jay Inslee		100	91.74%	100	91.74%
Loren Culp		9	8.26%	9	8.26%
Cast Votes:		109	100.00%	109	100.00%
Undervotes:		1		1	
Overvotes:		0		0	
Unresolved write-in votes:		0		0	

Lt. Governor - 4-year term - vote for one

Choice	Party	Absentee Voting		Total	
Denny Heck		29	29.90%	29	29.90%
Marko Liias		68	70.10%	68	70.10%
Cast Votes:		97	100.00%	97	100.00%
Undervotes:		11		11	
Overvotes:		0		0	
Unresolved write-in votes:		2		2	

Secretary of State - 4-year term - vote for one

Choice	Party	Absentee Voting		Total	
Kim Wyman		21	19.81%	21	19.81%
Gael Tarleton		85	80.19%	85	80.19%
Cast Votes:		106	100.00%	106	100.00%
Undervotes:		4		4	
Overvotes:		0		0	
Unresolved write-in votes:		0		0	

Precinct Results Report

2020 General Election

Run Time 5:50 PM
Run Date 11/23/2020**San Juan County**

2020 General Election

11/3/2020

Page 76

Official Results**Registered Voters**
13289 of 14642 = 90.76%**Precincts Reporting**
0 of 19 = 0.00%**21 Waldron & Outer Is**

110 of 118 registered voters = 93.22%

State Treasurer - 4-year term - vote for one

Choice	Party	Absentee Voting		Total	
Mike Pellicciotti		93	90.29%	93	90.29%
Duane A. Davidson		10	9.71%	10	9.71%
Cast Votes:		103	100.00%	103	100.00%
Undervotes:		7		7	
Overvotes:		0		0	
Unresolved write-in votes:		0		0	

State Auditor - 4-year term - vote for one

Choice	Party	Absentee Voting		Total	
Pat (Patrice) McCarthy		92	91.09%	92	91.09%
Chris Leyba		9	8.91%	9	8.91%
Cast Votes:		101	100.00%	101	100.00%
Undervotes:		9		9	
Overvotes:		0		0	
Unresolved write-in votes:		0		0	

Attorney General - 4-year term - vote for one

Choice	Party	Absentee Voting		Total	
Bob Ferguson		96	89.72%	96	89.72%
Matt Larkin		11	10.28%	11	10.28%
Cast Votes:		107	100.00%	107	100.00%
Undervotes:		3		3	
Overvotes:		0		0	
Unresolved write-in votes:		0		0	

Commissioner of Public Lands - 4-year term - vote for one

Choice	Party	Absentee Voting		Total	
Hilary Franz		101	95.28%	101	95.28%
Sue Kuehl Pederson		5	4.72%	5	4.72%
Cast Votes:		106	100.00%	106	100.00%
Undervotes:		4		4	
Overvotes:		0		0	
Unresolved write-in votes:		0		0	

Precinct Results Report

2020 General Election

Run Time 5:50 PM
Run Date 11/23/2020**San Juan County**

2020 General Election

11/3/2020

Page 77

Official ResultsRegistered Voters
13289 of 14642 = 90.76%Precincts Reporting
0 of 19 = 0.00%**21 Waldron & Outer Is**

110 of 118 registered voters = 93.22%

Superintendent of Public Instruction - 4-year term - vote for one

Choice	Party	Absentee Voting		Total	
Chris Reykdal		77	80.21%	77	80.21%
Maia Espinoza		19	19.79%	19	19.79%
Cast Votes:		96	100.00%	96	100.00%
Undervotes:		14		14	
Overvotes:		0		0	
Unresolved write-in votes:		0		0	

Insurance Commissioner - 4-year term - vote for one

Choice	Party	Absentee Voting		Total	
Mike Kreidler		97	97.00%	97	97.00%
Chirayu Avinash Patel		3	3.00%	3	3.00%
Cast Votes:		100	100.00%	100	100.00%
Undervotes:		10		10	
Overvotes:		0		0	
Unresolved write-in votes:		0		0	

State Senator - 4-year term - vote for one

Choice	Party	Absentee Voting		Total	
Elizabeth (Liz) Lovelett		96	92.31%	96	92.31%
Charles Carrell		8	7.69%	8	7.69%
Cast Votes:		104	100.00%	104	100.00%
Undervotes:		6		6	
Overvotes:		0		0	
Unresolved write-in votes:		0		0	

State Representative Position 1 - 2-year term - vote for one

Choice	Party	Absentee Voting		Total	
Debra Lekanoff		93	100.00%	93	100.00%
Cast Votes:		93	100.00%	93	100.00%
Undervotes:		16		16	
Overvotes:		0		0	
Unresolved write-in votes:		1		1	

Precinct Results Report

2020 General Election

Run Time 5:50 PM
Run Date 11/23/2020**San Juan County**

2020 General Election

11/3/2020

Page 78

Official ResultsRegistered Voters
13289 of 14642 = 90.76%Precincts Reporting
0 of 19 = 0.00%**21 Waldron & Outer Is**

110 of 118 registered voters = 93.22%

State Representative Position 2 - 2-year short & full term - vote for one

Choice	Party	Absentee Voting		Total	
Alex Ramel		96	93.20%	96	93.20%
Russ Dzialo		7	6.80%	7	6.80%
Cast Votes:		103	100.00%	103	100.00%
Undervotes:		7		7	
Overvotes:		0		0	
Unresolved write-in votes:		0		0	

San Juan County Council Residency District Commissioner 1 - 4-year term - vote for one

Choice	Party	Absentee Voting		Total	
Christine Minney		25	25.77%	25	25.77%
Ryan T. Palmateer		72	74.23%	72	74.23%
Cast Votes:		97	100.00%	97	100.00%
Undervotes:		13		13	
Overvotes:		0		0	
Unresolved write-in votes:		0		0	

San Juan County Council Residency District Commissioner 2 - 4-year term - vote for one

Choice	Party	Absentee Voting		Total	
Cindy Wolf		78	76.47%	78	76.47%
Rick Hughes		24	23.53%	24	23.53%
Cast Votes:		102	100.00%	102	100.00%
Undervotes:		8		8	
Overvotes:		0		0	
Unresolved write-in votes:		0		0	

Precinct Results Report

2020 General Election

Run Time 5:50 PM
Run Date 11/23/2020

San Juan County

2020 General Election

11/3/2020
Page 79

Official Results

Registered Voters
13289 of 14642 = 90.76%
Precincts Reporting
0 of 19 = 0.00%

21 Waldron & Outer Is

110 of 118 registered voters = 93.22%

Council Residency District 2 Charter Review Commissioner - 1-year term - VOTE FOR SIX

Choice	Party	Absentee Voting		Total	
Kevin Ranker		67	13.51%	67	13.51%
Tony P. Ghazel		19	3.83%	19	3.83%
Janet Brownell		68	13.71%	68	13.71%
Margaret Manning		12	2.42%	12	2.42%
Greg Ayers		35	7.06%	35	7.06%
Olivia Roseberry		63	12.70%	63	12.70%
D. N. Kinsey		38	7.66%	38	7.66%
Anne Marie Shanks		68	13.71%	68	13.71%
Sharon Abreu		60	12.10%	60	12.10%
Minor Lile		57	11.49%	57	11.49%
Tim Blanchard		9	1.81%	9	1.81%
Cast Votes:		496	100.00%	496	100.00%
Undervotes:		162		162	
Overvotes:		0		0	
Unresolved write-in votes:		2		2	

Supreme Court Justice Position 3 - 6-year short & full term - vote for one

Choice	Party	Absentee Voting		Total	
Dave Larson		9	9.38%	9	9.38%
Raquel Montoya-Lewis		87	90.63%	87	90.63%
Cast Votes:		96	100.00%	96	100.00%
Undervotes:		14		14	
Overvotes:		0		0	
Unresolved write-in votes:		0		0	

Supreme Court Justice Position 4 - 6-year term - vote for one

Choice	Party	Absentee Voting		Total	
Charles W. Johnson		62	100.00%	62	100.00%
Cast Votes:		62	100.00%	62	100.00%
Undervotes:		48		48	
Overvotes:		0		0	
Unresolved write-in votes:		0		0	

Precinct Results Report

2020 General Election

Run Time 5:50 PM
Run Date 11/23/2020

San Juan County

2020 General Election

11/3/2020

Page 80

Official Results

Registered Voters
13289 of 14642 = 90.76%

Precincts Reporting
0 of 19 = 0.00%

21 Waldron & Outer Is

110 of 118 registered voters = 93.22%

Supreme Court Justice Position 6 - 2-year unexpired term - vote for one

Choice	Party	Absentee Voting		Total	
Richard S. Serns		6	6.32%	6	6.32%
G. Helen Whitener		89	93.68%	89	93.68%
Cast Votes:		95	100.00%	95	100.00%
Undervotes:		15		15	
Overvotes:		0		0	
Unresolved write-in votes:		0		0	

Supreme Court Justice Position 7 - 6-year term - vote for one

Choice	Party	Absentee Voting		Total	
Debra L. Stephens		68	100.00%	68	100.00%
Cast Votes:		68	100.00%	68	100.00%
Undervotes:		42		42	
Overvotes:		0		0	
Unresolved write-in votes:		0		0	

San Juan Superior Court Judge - 4-year term - vote for one

Choice	Party	Absentee Voting		Total	
Kathryn C. Loring		73	100.00%	73	100.00%
Cast Votes:		73	100.00%	73	100.00%
Undervotes:		35		35	
Overvotes:		0		0	
Unresolved write-in votes:		2		2	

Precinct Results Report

2020 General Election

Run Time 5:50 PM
Run Date 11/23/2020

San Juan County

2020 General Election

11/3/2020

Page 81

Official Results

Registered Voters
13289 of 14642 = 90.76%

Precincts Reporting
0 of 19 = 0.00%

22 Orcas West

1,060 of 1,166 registered voters = 90.91%

Referendum Measure No. 90

Choice	Party	Absentee Voting		Total	
Approved		747	74.11%	747	74.11%
Rejected		261	25.89%	261	25.89%
Cast Votes:		1,008	100.00%	1,008	100.00%
Undervotes:		52		52	
Overvotes:		0		0	
Unresolved write-in votes:		0		0	

Advisory Vote No. 32 Engrossed Substitute Senate Bill 5323

Choice	Party	Absentee Voting		Total	
Repealed		391	40.43%	391	40.43%
Maintained		576	59.57%	576	59.57%
Cast Votes:		967	100.00%	967	100.00%
Undervotes:		93		93	
Overvotes:		0		0	
Unresolved write-in votes:		0		0	

Advisory Vote No. 33 Substitute Senate Bill 5628

Choice	Party	Absentee Voting		Total	
Repealed		414	43.53%	414	43.53%
Maintained		537	56.47%	537	56.47%
Cast Votes:		951	100.00%	951	100.00%
Undervotes:		109		109	
Overvotes:		0		0	
Unresolved write-in votes:		0		0	

Advisory Vote No. 34 Engrossed Substitute Senate Bill 6492

Choice	Party	Absentee Voting		Total	
Repealed		417	44.22%	417	44.22%
Maintained		526	55.78%	526	55.78%
Cast Votes:		943	100.00%	943	100.00%
Undervotes:		117		117	
Overvotes:		0		0	
Unresolved write-in votes:		0		0	

Precinct Results Report

2020 General Election

Run Time 5:50 PM
Run Date 11/23/2020**San Juan County**

2020 General Election

11/3/2020

Page 82

Official Results**Registered Voters**
13289 of 14642 = 90.76%**Precincts Reporting**
0 of 19 = 0.00%**22 Orcas West**

1,060 of 1,166 registered voters = 90.91%

Advisory Vote No. 35 Engrossed Senate Bill 6690

Choice	Party	Absentee Voting		Total	
Repealed		359	37.91%	359	37.91%
Maintained		588	62.09%	588	62.09%
Cast Votes:		947	100.00%	947	100.00%
Undervotes:		113		113	
Overvotes:		0		0	
Unresolved write-in votes:		0		0	

Engrossed Senate Joint Resolution No. 8212

Choice	Party	Absentee Voting		Total	
Approved		482	50.31%	482	50.31%
Rejected		476	49.69%	476	49.69%
Cast Votes:		958	100.00%	958	100.00%
Undervotes:		102		102	
Overvotes:		0		0	
Unresolved write-in votes:		0		0	

President / Vice President of the United States - 4-year term - vote for one

Choice	Party	Absentee Voting		Total	
Joseph R. Biden / Kamala D. Harris		807	77.08%	807	77.08%
Donald J. Trump / Michael R. Pence		221	21.11%	221	21.11%
Jo Jorgensen / Jeremy "Spike" Cohen		13	1.24%	13	1.24%
Howie Hawkins / Angela Walker		5	0.48%	5	0.48%
Gloria La Riva / Sunil Freeman		0	0.00%	0	0.00%
Alyson Kennedy / Malcolm M. Jarrett		1	0.10%	1	0.10%
Cast Votes:		1,047	100.00%	1,047	100.00%
Undervotes:		6		6	
Overvotes:		0		0	
Unresolved write-in votes:		7		7	

Precinct Results Report

2020 General Election

Run Time 5:50 PM
Run Date 11/23/2020**San Juan County**

2020 General Election

11/3/2020

Page 83

Official ResultsRegistered Voters
13289 of 14642 = 90.76%Precincts Reporting
0 of 19 = 0.00%**22 Orcas West**

1,060 of 1,166 registered voters = 90.91%

Congressional District 2 U.S. Representative - 2-year term - vote for one

Choice	Party	Absentee Voting		Total	
Rick Larsen		774	76.48%	774	76.48%
Timothy S. Hazelo		238	23.52%	238	23.52%
Cast Votes:		1,012	100.00%	1,012	100.00%
Undervotes:		43		43	
Overvotes:		0		0	
Unresolved write-in votes:		5		5	

Governor - 4-year term - vote for one

Choice	Party	Absentee Voting		Total	
Jay Inslee		789	75.72%	789	75.72%
Loren Culp		253	24.28%	253	24.28%
Cast Votes:		1,042	100.00%	1,042	100.00%
Undervotes:		18		18	
Overvotes:		0		0	
Unresolved write-in votes:		0		0	

Lt. Governor - 4-year term - vote for one

Choice	Party	Absentee Voting		Total	
Denny Heck		354	43.12%	354	43.12%
Marko Liias		467	56.88%	467	56.88%
Cast Votes:		821	100.00%	821	100.00%
Undervotes:		134		134	
Overvotes:		1		1	
Unresolved write-in votes:		104		104	

Secretary of State - 4-year term - vote for one

Choice	Party	Absentee Voting		Total	
Kim Wyman		356	34.87%	356	34.87%
Gael Tarleton		665	65.13%	665	65.13%
Cast Votes:		1,021	100.00%	1,021	100.00%
Undervotes:		39		39	
Overvotes:		0		0	
Unresolved write-in votes:		0		0	

Precinct Results Report

2020 General Election

Run Time 5:50 PM
Run Date 11/23/2020**San Juan County**

2020 General Election

11/3/2020

Page 84

Official ResultsRegistered Voters
13289 of 14642 = 90.76%Precincts Reporting
0 of 19 = 0.00%**22 Orcas West**

1,060 of 1,166 registered voters = 90.91%

State Treasurer - 4-year term - vote for one

Choice	Party	Absentee Voting		Total	
Mike Pellicciotti		722	72.06%	722	72.06%
Duane A. Davidson		280	27.94%	280	27.94%
Cast Votes:		1,002	100.00%	1,002	100.00%
Undervotes:		58		58	
Overvotes:		0		0	
Unresolved write-in votes:		0		0	

State Auditor - 4-year term - vote for one

Choice	Party	Absentee Voting		Total	
Pat (Patrice) McCarthy		749	74.90%	749	74.90%
Chris Leyba		251	25.10%	251	25.10%
Cast Votes:		1,000	100.00%	1,000	100.00%
Undervotes:		58		58	
Overvotes:		0		0	
Unresolved write-in votes:		2		2	

Attorney General - 4-year term - vote for one

Choice	Party	Absentee Voting		Total	
Bob Ferguson		761	74.75%	761	74.75%
Matt Larkin		257	25.25%	257	25.25%
Cast Votes:		1,018	100.00%	1,018	100.00%
Undervotes:		42		42	
Overvotes:		0		0	
Unresolved write-in votes:		0		0	

Commissioner of Public Lands - 4-year term - vote for one

Choice	Party	Absentee Voting		Total	
Hilary Franz		747	74.55%	747	74.55%
Sue Kuehl Pederson		255	25.45%	255	25.45%
Cast Votes:		1,002	100.00%	1,002	100.00%
Undervotes:		57		57	
Overvotes:		0		0	
Unresolved write-in votes:		1		1	

Precinct Results Report

2020 General Election

Run Time 5:50 PM
Run Date 11/23/2020**San Juan County**

2020 General Election

11/3/2020

Page 85

Official Results**Registered Voters**
13289 of 14642 = 90.76%**Precincts Reporting**
0 of 19 = 0.00%**22 Orcas West**

1,060 of 1,166 registered voters = 90.91%

Superintendent of Public Instruction - 4-year term - vote for one

Choice	Party	Absentee Voting		Total	
Chris Reykdal		565	61.75%	565	61.75%
Maia Espinoza		350	38.25%	350	38.25%
Cast Votes:		915	100.00%	915	100.00%
Undervotes:		143		143	
Overvotes:		0		0	
Unresolved write-in votes:		2		2	

Insurance Commissioner - 4-year term - vote for one

Choice	Party	Absentee Voting		Total	
Mike Kreidler		786	80.20%	786	80.20%
Chirayu Avinash Patel		194	19.80%	194	19.80%
Cast Votes:		980	100.00%	980	100.00%
Undervotes:		78		78	
Overvotes:		0		0	
Unresolved write-in votes:		2		2	

State Senator - 4-year term - vote for one

Choice	Party	Absentee Voting		Total	
Elizabeth (Liz) Lovelett		787	77.23%	787	77.23%
Charles Carrell		232	22.77%	232	22.77%
Cast Votes:		1,019	100.00%	1,019	100.00%
Undervotes:		41		41	
Overvotes:		0		0	
Unresolved write-in votes:		0		0	

State Representative Position 1 - 2-year term - vote for one

Choice	Party	Absentee Voting		Total	
Debra Lekanoff		813	100.00%	813	100.00%
Cast Votes:		813	100.00%	813	100.00%
Undervotes:		228		228	
Overvotes:		0		0	
Unresolved write-in votes:		19		19	

Precinct Results Report

2020 General Election

Run Time 5:50 PM
Run Date 11/23/2020**San Juan County**

2020 General Election

11/3/2020

Page 86

Official ResultsRegistered Voters
13289 of 14642 = 90.76%Precincts Reporting
0 of 19 = 0.00%**22 Orcas West**

1,060 of 1,166 registered voters = 90.91%

State Representative Position 2 - 2-year short & full term - vote for one

Choice	Party	Absentee Voting		Total	
Alex Ramel		751	75.18%	751	75.18%
Russ Dzialo		248	24.82%	248	24.82%
Cast Votes:		999	100.00%	999	100.00%
Undervotes:		61		61	
Overvotes:		0		0	
Unresolved write-in votes:		0		0	

San Juan County Council Residency District Commissioner 1 - 4-year term - vote for one

Choice	Party	Absentee Voting		Total	
Christine Minney		417	45.62%	417	45.62%
Ryan T. Palmateer		497	54.38%	497	54.38%
Cast Votes:		914	100.00%	914	100.00%
Undervotes:		144		144	
Overvotes:		0		0	
Unresolved write-in votes:		2		2	

San Juan County Council Residency District Commissioner 2 - 4-year term - vote for one

Choice	Party	Absentee Voting		Total	
Cindy Wolf		461	46.71%	461	46.71%
Rick Hughes		526	53.29%	526	53.29%
Cast Votes:		987	100.00%	987	100.00%
Undervotes:		72		72	
Overvotes:		0		0	
Unresolved write-in votes:		1		1	

Precinct Results Report

2020 General Election

Run Time 5:50 PM

Run Date 11/23/2020

San Juan County

2020 General Election

11/3/2020

Page 87

Official ResultsRegistered Voters
13289 of 14642 = 90.76%Precincts Reporting
0 of 19 = 0.00%**22 Orcas West**

1,060 of 1,166 registered voters = 90.91%

Council Residency District 2 Charter Review Commissioner - 1-year term - VOTE FOR SIX

Choice	Party	Absentee Voting		Total	
Kevin Ranker		535	11.19%	535	11.19%
Tony P. Ghazel		494	10.33%	494	10.33%
Janet Brownell		597	12.48%	597	12.48%
Margaret Manning		151	3.16%	151	3.16%
Greg Ayers		412	8.61%	412	8.61%
Olivia Roseberry		657	13.74%	657	13.74%
D. N. Kinsey		324	6.77%	324	6.77%
Anne Marie Shanks		519	10.85%	519	10.85%
Sharon Abreu		472	9.87%	472	9.87%
Minor Lile		417	8.72%	417	8.72%
Tim Blanchard		205	4.29%	205	4.29%
Cast Votes:		4,783	100.00%	4,783	100.00%
Undervotes:		1,563		1,563	
Overvotes:		0		0	
Unresolved write-in votes:		14		14	

Supreme Court Justice Position 3 - 6-year short & full term - vote for one

Choice	Party	Absentee Voting		Total	
Dave Larson		250	27.53%	250	27.53%
Raquel Montoya-Lewis		658	72.47%	658	72.47%
Cast Votes:		908	100.00%	908	100.00%
Undervotes:		151		151	
Overvotes:		0		0	
Unresolved write-in votes:		1		1	

Supreme Court Justice Position 4 - 6-year term - vote for one

Choice	Party	Absentee Voting		Total	
Charles W. Johnson		700	100.00%	700	100.00%
Cast Votes:		700	100.00%	700	100.00%
Undervotes:		354		354	
Overvotes:		0		0	
Unresolved write-in votes:		6		6	

Precinct Results Report

2020 General Election

Run Time 5:50 PM
Run Date 11/23/2020**San Juan County**

2020 General Election

11/3/2020

Page 88

Official ResultsRegistered Voters
13289 of 14642 = 90.76%Precincts Reporting
0 of 19 = 0.00%**22 Orcas West**

1,060 of 1,166 registered voters = 90.91%

Supreme Court Justice Position 6 - 2-year unexpired term - vote for one

Choice	Party	Absentee Voting		Total	
Richard S. Serns		134	15.51%	134	15.51%
G. Helen Whitener		730	84.49%	730	84.49%
Cast Votes:		864	100.00%	864	100.00%
Undervotes:		196		196	
Overvotes:		0		0	
Unresolved write-in votes:		0		0	

Supreme Court Justice Position 7 - 6-year term - vote for one

Choice	Party	Absentee Voting		Total	
Debra L. Stephens		720	100.00%	720	100.00%
Cast Votes:		720	100.00%	720	100.00%
Undervotes:		336		336	
Overvotes:		0		0	
Unresolved write-in votes:		4		4	

San Juan Superior Court Judge - 4-year term - vote for one

Choice	Party	Absentee Voting		Total	
Kathryn C. Loring		719	100.00%	719	100.00%
Cast Votes:		719	100.00%	719	100.00%
Undervotes:		331		331	
Overvotes:		0		0	
Unresolved write-in votes:		10		10	

Precinct Results Report

2020 General Election

Run Time 5:50 PM
Run Date 11/23/2020

San Juan County

2020 General Election

11/3/2020
Page 89

Official Results

Registered Voters
13289 of 14642 = 90.76%
Precincts Reporting
0 of 19 = 0.00%

23 Orcas Central

1,022 of 1,146 registered voters = 89.18%

Referendum Measure No. 90

Choice	Party	Absentee Voting		Total	
Approved		761	77.26%	761	77.26%
Rejected		224	22.74%	224	22.74%
Cast Votes:		985	100.00%	985	100.00%
Undervotes:		37		37	
Overvotes:		0		0	
Unresolved write-in votes:		0		0	

Advisory Vote No. 32 Engrossed Substitute Senate Bill 5323

Choice	Party	Absentee Voting		Total	
Repealed		351	38.32%	351	38.32%
Maintained		565	61.68%	565	61.68%
Cast Votes:		916	100.00%	916	100.00%
Undervotes:		106		106	
Overvotes:		0		0	
Unresolved write-in votes:		0		0	

Advisory Vote No. 33 Substitute Senate Bill 5628

Choice	Party	Absentee Voting		Total	
Repealed		375	41.57%	375	41.57%
Maintained		527	58.43%	527	58.43%
Cast Votes:		902	100.00%	902	100.00%
Undervotes:		120		120	
Overvotes:		0		0	
Unresolved write-in votes:		0		0	

Advisory Vote No. 34 Engrossed Substitute Senate Bill 6492

Choice	Party	Absentee Voting		Total	
Repealed		382	43.31%	382	43.31%
Maintained		500	56.69%	500	56.69%
Cast Votes:		882	100.00%	882	100.00%
Undervotes:		140		140	
Overvotes:		0		0	
Unresolved write-in votes:		0		0	

Precinct Results Report

2020 General Election

Run Time 5:50 PM
Run Date 11/23/2020**San Juan County**

2020 General Election

11/3/2020

Page 90

Official ResultsRegistered Voters
13289 of 14642 = 90.76%Precincts Reporting
0 of 19 = 0.00%**23 Orcas Central**

1,022 of 1,146 registered voters = 89.18%

Advisory Vote No. 35 Engrossed Senate Bill 6690

Choice	Party	Absentee Voting		Total	
Repealed		303	33.41%	303	33.41%
Maintained		604	66.59%	604	66.59%
Cast Votes:		907	100.00%	907	100.00%
Undervotes:		115		115	
Overvotes:		0		0	
Unresolved write-in votes:		0		0	

Engrossed Senate Joint Resolution No. 8212

Choice	Party	Absentee Voting		Total	
Approved		482	51.94%	482	51.94%
Rejected		446	48.06%	446	48.06%
Cast Votes:		928	100.00%	928	100.00%
Undervotes:		94		94	
Overvotes:		0		0	
Unresolved write-in votes:		0		0	

President / Vice President of the United States - 4-year term - vote for one

Choice	Party	Absentee Voting		Total	
Joseph R. Biden / Kamala D. Harris		804	79.76%	804	79.76%
Donald J. Trump / Michael R. Pence		174	17.26%	174	17.26%
Jo Jorgensen / Jeremy "Spike" Cohen		21	2.08%	21	2.08%
Howie Hawkins / Angela Walker		5	0.50%	5	0.50%
Gloria La Riva / Sunil Freeman		4	0.40%	4	0.40%
Alyson Kennedy / Malcolm M. Jarrett		0	0.00%	0	0.00%
Cast Votes:		1,008	100.00%	1,008	100.00%
Undervotes:		3		3	
Overvotes:		0		0	
Unresolved write-in votes:		11		11	

Precinct Results Report

2020 General Election

Run Time 5:50 PM
Run Date 11/23/2020**San Juan County**

2020 General Election

11/3/2020

Page 91

Official Results**Registered Voters**
13289 of 14642 = 90.76%**Precincts Reporting**
0 of 19 = 0.00%**23 Orcas Central**

1,022 of 1,146 registered voters = 89.18%

Congressional District 2 U.S. Representative - 2-year term - vote for one

Choice	Party	Absentee Voting		Total	
Rick Larsen		797	80.18%	797	80.18%
Timothy S. Hazelo		197	19.82%	197	19.82%
Cast Votes:		994	100.00%	994	100.00%
Undervotes:		25		25	
Overvotes:		0		0	
Unresolved write-in votes:		3		3	

Governor - 4-year term - vote for one

Choice	Party	Absentee Voting		Total	
Jay Inslee		792	78.73%	792	78.73%
Loren Culp		214	21.27%	214	21.27%
Cast Votes:		1,006	100.00%	1,006	100.00%
Undervotes:		13		13	
Overvotes:		0		0	
Unresolved write-in votes:		3		3	

Lt. Governor - 4-year term - vote for one

Choice	Party	Absentee Voting		Total	
Denny Heck		367	44.81%	367	44.81%
Marko Liias		452	55.19%	452	55.19%
Cast Votes:		819	100.00%	819	100.00%
Undervotes:		118		118	
Overvotes:		0		0	
Unresolved write-in votes:		85		85	

Secretary of State - 4-year term - vote for one

Choice	Party	Absentee Voting		Total	
Kim Wyman		309	31.56%	309	31.56%
Gael Tarleton		670	68.44%	670	68.44%
Cast Votes:		979	100.00%	979	100.00%
Undervotes:		43		43	
Overvotes:		0		0	
Unresolved write-in votes:		0		0	

Precinct Results Report

2020 General Election

Run Time 5:50 PM

Run Date 11/23/2020

San Juan County

2020 General Election

11/3/2020

Page 92

Official Results**Registered Voters**

13289 of 14642 = 90.76%

Precincts Reporting

0 of 19 = 0.00%

23 Orcas Central

1,022 of 1,146 registered voters = 89.18%

State Treasurer - 4-year term - vote for one

Choice	Party	Absentee Voting		Total	
Mike Pellicciotti		712	73.33%	712	73.33%
Duane A. Davidson		259	26.67%	259	26.67%
Cast Votes:		971	100.00%	971	100.00%
Undervotes:		51		51	
Overvotes:		0		0	
Unresolved write-in votes:		0		0	

State Auditor - 4-year term - vote for one

Choice	Party	Absentee Voting		Total	
Pat (Patrice) McCarthy		766	79.13%	766	79.13%
Chris Leyba		202	20.87%	202	20.87%
Cast Votes:		968	100.00%	968	100.00%
Undervotes:		54		54	
Overvotes:		0		0	
Unresolved write-in votes:		0		0	

Attorney General - 4-year term - vote for one

Choice	Party	Absentee Voting		Total	
Bob Ferguson		768	77.65%	768	77.65%
Matt Larkin		221	22.35%	221	22.35%
Cast Votes:		989	100.00%	989	100.00%
Undervotes:		33		33	
Overvotes:		0		0	
Unresolved write-in votes:		0		0	

Commissioner of Public Lands - 4-year term - vote for one

Choice	Party	Absentee Voting		Total	
Hilary Franz		764	77.48%	764	77.48%
Sue Kuehl Pederson		222	22.52%	222	22.52%
Cast Votes:		986	100.00%	986	100.00%
Undervotes:		35		35	
Overvotes:		0		0	
Unresolved write-in votes:		1		1	

Precinct Results Report

2020 General Election

Run Time 5:50 PM

Run Date 11/23/2020

San Juan County

2020 General Election

11/3/2020

Page 93

Official Results**Registered Voters**

13289 of 14642 = 90.76%

Precincts Reporting

0 of 19 = 0.00%

23 Orcas Central

1,022 of 1,146 registered voters = 89.18%

Superintendent of Public Instruction - 4-year term - vote for one

Choice	Party	Absentee Voting		Total	
Chris Reykdal		585	66.40%	585	66.40%
Maia Espinoza		296	33.60%	296	33.60%
Cast Votes:		881	100.00%	881	100.00%
Undervotes:		141		141	
Overvotes:		0		0	
Unresolved write-in votes:		0		0	

Insurance Commissioner - 4-year term - vote for one

Choice	Party	Absentee Voting		Total	
Mike Kreidler		795	82.47%	795	82.47%
Chirayu Avinash Patel		169	17.53%	169	17.53%
Cast Votes:		964	100.00%	964	100.00%
Undervotes:		56		56	
Overvotes:		0		0	
Unresolved write-in votes:		2		2	

State Senator - 4-year term - vote for one

Choice	Party	Absentee Voting		Total	
Elizabeth (Liz) Lovelett		799	81.28%	799	81.28%
Charles Carrell		184	18.72%	184	18.72%
Cast Votes:		983	100.00%	983	100.00%
Undervotes:		39		39	
Overvotes:		0		0	
Unresolved write-in votes:		0		0	

State Representative Position 1 - 2-year term - vote for one

Choice	Party	Absentee Voting		Total	
Debra Lekanoff		784	100.00%	784	100.00%
Cast Votes:		784	100.00%	784	100.00%
Undervotes:		217		217	
Overvotes:		0		0	
Unresolved write-in votes:		21		21	

Precinct Results Report

2020 General Election

Run Time 5:50 PM
Run Date 11/23/2020**San Juan County**

2020 General Election

11/3/2020

Page 94

Official Results**Registered Voters**
13289 of 14642 = 90.76%**Precincts Reporting**
0 of 19 = 0.00%**23 Orcas Central**

1,022 of 1,146 registered voters = 89.18%

State Representative Position 2 - 2-year short & full term - vote for one

Choice	Party	Absentee Voting		Total	
Alex Ramel		771	79.48%	771	79.48%
Russ Dzialo		199	20.52%	199	20.52%
Cast Votes:		970	100.00%	970	100.00%
Undervotes:		52		52	
Overvotes:		0		0	
Unresolved write-in votes:		0		0	

San Juan County Council Residency District Commissioner 1 - 4-year term - vote for one

Choice	Party	Absentee Voting		Total	
Christine Minney		347	39.08%	347	39.08%
Ryan T. Palmateer		541	60.92%	541	60.92%
Cast Votes:		888	100.00%	888	100.00%
Undervotes:		132		132	
Overvotes:		0		0	
Unresolved write-in votes:		2		2	

San Juan County Council Residency District Commissioner 2 - 4-year term - vote for one

Choice	Party	Absentee Voting		Total	
Cindy Wolf		504	52.50%	504	52.50%
Rick Hughes		456	47.50%	456	47.50%
Cast Votes:		960	100.00%	960	100.00%
Undervotes:		60		60	
Overvotes:		0		0	
Unresolved write-in votes:		2		2	

Precinct Results Report

2020 General Election

Run Time 5:50 PM

Run Date 11/23/2020

San Juan County

2020 General Election

11/3/2020

Page 95

Official Results

Registered Voters
13289 of 14642 = 90.76%

Precincts Reporting
0 of 19 = 0.00%

23 Orcas Central

1,022 of 1,146 registered voters = 89.18%

Council Residency District 2 Charter Review Commissioner - 1-year term - VOTE FOR SIX

Choice	Party	Absentee Voting		Total	
Kevin Ranker		578	12.18%	578	12.18%
Tony P. Ghazel		443	9.34%	443	9.34%
Janet Brownell		627	13.22%	627	13.22%
Margaret Manning		155	3.27%	155	3.27%
Greg Ayers		412	8.68%	412	8.68%
Olivia Roseberry		598	12.61%	598	12.61%
D. N. Kinsey		399	8.41%	399	8.41%
Anne Marie Shanks		489	10.31%	489	10.31%
Sharon Abreu		457	9.63%	457	9.63%
Minor Lile		432	9.11%	432	9.11%
Tim Blanchard		154	3.25%	154	3.25%
Cast Votes:		4,744	100.00%	4,744	100.00%
Undervotes:		1,371		1,371	
Overvotes:		2		2	
Unresolved write-in votes:		5		5	

Supreme Court Justice Position 3 - 6-year short & full term - vote for one

Choice	Party	Absentee Voting		Total	
Dave Larson		206	23.46%	206	23.46%
Raquel Montoya-Lewis		672	76.54%	672	76.54%
Cast Votes:		878	100.00%	878	100.00%
Undervotes:		143		143	
Overvotes:		1		1	
Unresolved write-in votes:		0		0	

Supreme Court Justice Position 4 - 6-year term - vote for one

Choice	Party	Absentee Voting		Total	
Charles W. Johnson		677	100.00%	677	100.00%
Cast Votes:		677	100.00%	677	100.00%
Undervotes:		340		340	
Overvotes:		0		0	
Unresolved write-in votes:		5		5	

Precinct Results Report

2020 General Election

Run Time 5:50 PM
Run Date 11/23/2020**San Juan County**

2020 General Election

11/3/2020

Page 96

Official Results**Registered Voters**
13289 of 14642 = 90.76%**Precincts Reporting**
0 of 19 = 0.00%**23 Orcas Central**

1,022 of 1,146 registered voters = 89.18%

Supreme Court Justice Position 6 - 2-year unexpired term - vote for one

Choice	Party	Absentee Voting		Total	
Richard S. Serns		119	14.30%	119	14.30%
G. Helen Whitener		713	85.70%	713	85.70%
Cast Votes:		832	100.00%	832	100.00%
Undervotes:		189		189	
Overvotes:		0		0	
Unresolved write-in votes:		1		1	

Supreme Court Justice Position 7 - 6-year term - vote for one

Choice	Party	Absentee Voting		Total	
Debra L. Stephens		688	100.00%	688	100.00%
Cast Votes:		688	100.00%	688	100.00%
Undervotes:		328		328	
Overvotes:		0		0	
Unresolved write-in votes:		6		6	

San Juan Superior Court Judge - 4-year term - vote for one

Choice	Party	Absentee Voting		Total	
Kathryn C. Loring		707	100.00%	707	100.00%
Cast Votes:		707	100.00%	707	100.00%
Undervotes:		305		305	
Overvotes:		0		0	
Unresolved write-in votes:		10		10	

Precinct Results Report

2020 General Election

Run Time 5:50 PM

Run Date 11/23/2020

San Juan County

2020 General Election

11/3/2020

Page 97

Official Results**Registered Voters**

13289 of 14642 = 90.76%

Precincts Reporting

0 of 19 = 0.00%

24 Eastsound

1,227 of 1,374 registered voters = 89.30%

Referendum Measure No. 90

Choice	Party	Absentee Voting		Total	
Approved		919	77.42%	919	77.42%
Rejected		268	22.58%	268	22.58%
Cast Votes:		1,187	100.00%	1,187	100.00%
Undervotes:		40		40	
Overvotes:		0		0	
Unresolved write-in votes:		0		0	

Advisory Vote No. 32 Engrossed Substitute Senate Bill 5323

Choice	Party	Absentee Voting		Total	
Repealed		473	42.73%	473	42.73%
Maintained		634	57.27%	634	57.27%
Cast Votes:		1,107	100.00%	1,107	100.00%
Undervotes:		120		120	
Overvotes:		0		0	
Unresolved write-in votes:		0		0	

Advisory Vote No. 33 Substitute Senate Bill 5628

Choice	Party	Absentee Voting		Total	
Repealed		468	42.66%	468	42.66%
Maintained		629	57.34%	629	57.34%
Cast Votes:		1,097	100.00%	1,097	100.00%
Undervotes:		130		130	
Overvotes:		0		0	
Unresolved write-in votes:		0		0	

Advisory Vote No. 34 Engrossed Substitute Senate Bill 6492

Choice	Party	Absentee Voting		Total	
Repealed		486	44.92%	486	44.92%
Maintained		596	55.08%	596	55.08%
Cast Votes:		1,082	100.00%	1,082	100.00%
Undervotes:		145		145	
Overvotes:		0		0	
Unresolved write-in votes:		0		0	

Precinct Results Report

2020 General Election

Run Time 5:50 PM
Run Date 11/23/2020**San Juan County**

2020 General Election

11/3/2020

Page 98

Official Results**Registered Voters**

13289 of 14642 = 90.76%

Precincts Reporting

0 of 19 = 0.00%

24 Eastsound

1,227 of 1,374 registered voters = 89.30%

Advisory Vote No. 35 Engrossed Senate Bill 6690

Choice	Party	Absentee Voting		Total	
Repealed		427	39.14%	427	39.14%
Maintained		664	60.86%	664	60.86%
Cast Votes:		1,091	100.00%	1,091	100.00%
Undervotes:		136		136	
Overvotes:		0		0	
Unresolved write-in votes:		0		0	

Engrossed Senate Joint Resolution No. 8212

Choice	Party	Absentee Voting		Total	
Approved		516	46.15%	516	46.15%
Rejected		602	53.85%	602	53.85%
Cast Votes:		1,118	100.00%	1,118	100.00%
Undervotes:		109		109	
Overvotes:		0		0	
Unresolved write-in votes:		0		0	

President / Vice President of the United States - 4-year term - vote for one

Choice	Party	Absentee Voting		Total	
Joseph R. Biden / Kamala D. Harris		908	75.29%	908	75.29%
Donald J. Trump / Michael R. Pence		271	22.47%	271	22.47%
Jo Jorgensen / Jeremy "Spike" Cohen		20	1.66%	20	1.66%
Howie Hawkins / Angela Walker		4	0.33%	4	0.33%
Gloria La Riva / Sunil Freeman		2	0.17%	2	0.17%
Alyson Kennedy / Malcolm M. Jarrett		1	0.08%	1	0.08%
Cast Votes:		1,206	100.00%	1,206	100.00%
Undervotes:		6		6	
Overvotes:		0		0	
Unresolved write-in votes:		15		15	

Precinct Results Report

2020 General Election

Run Time 5:50 PM

Run Date 11/23/2020

San Juan County

2020 General Election

11/3/2020

Page 99

Official Results**Registered Voters**

13289 of 14642 = 90.76%

Precincts Reporting

0 of 19 = 0.00%

24 Eastsound

1,227 of 1,374 registered voters = 89.30%

Congressional District 2 U.S. Representative - 2-year term - vote for one

Choice	Party	Absentee Voting		Total	
Rick Larsen		904	75.97%	904	75.97%
Timothy S. Hazelo		286	24.03%	286	24.03%
Cast Votes:		1,190	100.00%	1,190	100.00%
Undervotes:		34		34	
Overvotes:		0		0	
Unresolved write-in votes:		3		3	

Governor - 4-year term - vote for one

Choice	Party	Absentee Voting		Total	
Jay Inslee		901	75.15%	901	75.15%
Loren Culp		298	24.85%	298	24.85%
Cast Votes:		1,199	100.00%	1,199	100.00%
Undervotes:		25		25	
Overvotes:		0		0	
Unresolved write-in votes:		3		3	

Lt. Governor - 4-year term - vote for one

Choice	Party	Absentee Voting		Total	
Denny Heck		409	41.73%	409	41.73%
Marko Liias		571	58.27%	571	58.27%
Cast Votes:		980	100.00%	980	100.00%
Undervotes:		138		138	
Overvotes:		0		0	
Unresolved write-in votes:		109		109	

Secretary of State - 4-year term - vote for one

Choice	Party	Absentee Voting		Total	
Kim Wyman		391	33.11%	391	33.11%
Gael Tarleton		790	66.89%	790	66.89%
Cast Votes:		1,181	100.00%	1,181	100.00%
Undervotes:		45		45	
Overvotes:		0		0	
Unresolved write-in votes:		1		1	

Precinct Results Report

2020 General Election

Run Time 5:50 PM
Run Date 11/23/2020**San Juan County**

2020 General Election

11/3/2020

Page 100

Official Results**Registered Voters**

13289 of 14642 = 90.76%

Precincts Reporting

0 of 19 = 0.00%

24 Eastsound

1,227 of 1,374 registered voters = 89.30%

State Treasurer - 4-year term - vote for one

Choice	Party	Absentee Voting		Total	
Mike Pellicciotti		851	72.92%	851	72.92%
Duane A. Davidson		316	27.08%	316	27.08%
Cast Votes:		1,167	100.00%	1,167	100.00%
Undervotes:		60		60	
Overvotes:		0		0	
Unresolved write-in votes:		0		0	

State Auditor - 4-year term - vote for one

Choice	Party	Absentee Voting		Total	
Pat (Patrice) McCarthy		862	73.99%	862	73.99%
Chris Leyba		303	26.01%	303	26.01%
Cast Votes:		1,165	100.00%	1,165	100.00%
Undervotes:		62		62	
Overvotes:		0		0	
Unresolved write-in votes:		0		0	

Attorney General - 4-year term - vote for one

Choice	Party	Absentee Voting		Total	
Bob Ferguson		876	74.24%	876	74.24%
Matt Larkin		304	25.76%	304	25.76%
Cast Votes:		1,180	100.00%	1,180	100.00%
Undervotes:		47		47	
Overvotes:		0		0	
Unresolved write-in votes:		0		0	

Commissioner of Public Lands - 4-year term - vote for one

Choice	Party	Absentee Voting		Total	
Hilary Franz		867	74.48%	867	74.48%
Sue Kuehl Pederson		297	25.52%	297	25.52%
Cast Votes:		1,164	100.00%	1,164	100.00%
Undervotes:		63		63	
Overvotes:		0		0	
Unresolved write-in votes:		0		0	

Precinct Results Report

2020 General Election

Run Time 5:50 PM

Run Date 11/23/2020

San Juan County

2020 General Election

11/3/2020

Page 101

Official Results**Registered Voters**

13289 of 14642 = 90.76%

Precincts Reporting

0 of 19 = 0.00%

24 Eastsound

1,227 of 1,374 registered voters = 89.30%

Superintendent of Public Instruction - 4-year term - vote for one

Choice	Party	Absentee Voting		Total	
Chris Reykdal		639	60.57%	639	60.57%
Maia Espinoza		416	39.43%	416	39.43%
Cast Votes:		1,055	100.00%	1,055	100.00%
Undervotes:		171		171	
Overvotes:		0		0	
Unresolved write-in votes:		1		1	

Insurance Commissioner - 4-year term - vote for one

Choice	Party	Absentee Voting		Total	
Mike Kreidler		899	79.21%	899	79.21%
Chirayu Avinash Patel		236	20.79%	236	20.79%
Cast Votes:		1,135	100.00%	1,135	100.00%
Undervotes:		89		89	
Overvotes:		0		0	
Unresolved write-in votes:		3		3	

State Senator - 4-year term - vote for one

Choice	Party	Absentee Voting		Total	
Elizabeth (Liz) Lovelett		906	77.37%	906	77.37%
Charles Carrell		265	22.63%	265	22.63%
Cast Votes:		1,171	100.00%	1,171	100.00%
Undervotes:		56		56	
Overvotes:		0		0	
Unresolved write-in votes:		0		0	

State Representative Position 1 - 2-year term - vote for one

Choice	Party	Absentee Voting		Total	
Debra Lekanoff		948	100.00%	948	100.00%
Cast Votes:		948	100.00%	948	100.00%
Undervotes:		257		257	
Overvotes:		0		0	
Unresolved write-in votes:		22		22	

Precinct Results Report

2020 General Election

Run Time 5:50 PM
Run Date 11/23/2020**San Juan County**

2020 General Election

11/3/2020

Page 102

Official Results**Registered Voters**
13289 of 14642 = 90.76%**Precincts Reporting**
0 of 19 = 0.00%**24 Eastsound**

1,227 of 1,374 registered voters = 89.30%

State Representative Position 2 - 2-year short & full term - vote for one

Choice	Party	Absentee Voting		Total	
Alex Ramel		871	75.61%	871	75.61%
Russ Dzialo		281	24.39%	281	24.39%
Cast Votes:		1,152	100.00%	1,152	100.00%
Undervotes:		74		74	
Overvotes:		0		0	
Unresolved write-in votes:		1		1	

San Juan County Council Residency District Commissioner 1 - 4-year term - vote for one

Choice	Party	Absentee Voting		Total	
Christine Minney		455	42.92%	455	42.92%
Ryan T. Palmateer		605	57.08%	605	57.08%
Cast Votes:		1,060	100.00%	1,060	100.00%
Undervotes:		163		163	
Overvotes:		0		0	
Unresolved write-in votes:		4		4	

San Juan County Council Residency District Commissioner 2 - 4-year term - vote for one

Choice	Party	Absentee Voting		Total	
Cindy Wolf		642	55.34%	642	55.34%
Rick Hughes		518	44.66%	518	44.66%
Cast Votes:		1,160	100.00%	1,160	100.00%
Undervotes:		65		65	
Overvotes:		0		0	
Unresolved write-in votes:		2		2	

Precinct Results Report

2020 General Election

Run Time 5:50 PM

Run Date 11/23/2020

San Juan County

2020 General Election

11/3/2020

Page 103

Official Results**Registered Voters**

13289 of 14642 = 90.76%

Precincts Reporting

0 of 19 = 0.00%

24 Eastsound

1,227 of 1,374 registered voters = 89.30%

Council Residency District 2 Charter Review Commissioner - 1-year term - VOTE FOR SIX

Choice	Party	Absentee Voting		Total	
Kevin Ranker		648	11.76%	648	11.76%
Tony P. Ghazel		549	9.96%	549	9.96%
Janet Brownell		736	13.35%	736	13.35%
Margaret Manning		185	3.36%	185	3.36%
Greg Ayers		414	7.51%	414	7.51%
Olivia Roseberry		787	14.28%	787	14.28%
D. N. Kinsey		341	6.19%	341	6.19%
Anne Marie Shanks		560	10.16%	560	10.16%
Sharon Abreu		560	10.16%	560	10.16%
Minor Lile		512	9.29%	512	9.29%
Tim Blanchard		220	3.99%	220	3.99%
Cast Votes:		5,512	100.00%	5,512	100.00%
Undervotes:		1,800		1,800	
Overvotes:		6		6	
Unresolved write-in votes:		14		14	

Supreme Court Justice Position 3 - 6-year short & full term - vote for one

Choice	Party	Absentee Voting		Total	
Dave Larson		259	24.30%	259	24.30%
Raquel Montoya-Lewis		807	75.70%	807	75.70%
Cast Votes:		1,066	100.00%	1,066	100.00%
Undervotes:		158		158	
Overvotes:		0		0	
Unresolved write-in votes:		3		3	

Supreme Court Justice Position 4 - 6-year term - vote for one

Choice	Party	Absentee Voting		Total	
Charles W. Johnson		836	100.00%	836	100.00%
Cast Votes:		836	100.00%	836	100.00%
Undervotes:		384		384	
Overvotes:		0		0	
Unresolved write-in votes:		7		7	

Precinct Results Report

2020 General Election

Run Time 5:50 PM
Run Date 11/23/2020**San Juan County**

2020 General Election

11/3/2020

Page 104

Official Results**Registered Voters**
13289 of 14642 = 90.76%**Precincts Reporting**
0 of 19 = 0.00%**24 Eastsound**

1,227 of 1,374 registered voters = 89.30%

Supreme Court Justice Position 6 - 2-year unexpired term - vote for one

Choice	Party	Absentee Voting		Total	
Richard S. Serns		165	16.21%	165	16.21%
G. Helen Whitener		853	83.79%	853	83.79%
Cast Votes:		1,018	100.00%	1,018	100.00%
Undervotes:		205		205	
Overvotes:		0		0	
Unresolved write-in votes:		4		4	

Supreme Court Justice Position 7 - 6-year term - vote for one

Choice	Party	Absentee Voting		Total	
Debra L. Stephens		837	100.00%	837	100.00%
Cast Votes:		837	100.00%	837	100.00%
Undervotes:		379		379	
Overvotes:		0		0	
Unresolved write-in votes:		11		11	

San Juan Superior Court Judge - 4-year term - vote for one

Choice	Party	Absentee Voting		Total	
Kathryn C. Loring		854	100.00%	854	100.00%
Cast Votes:		854	100.00%	854	100.00%
Undervotes:		362		362	
Overvotes:		0		0	
Unresolved write-in votes:		11		11	

Precinct Results Report

2020 General Election

Run Time 5:50 PM

Run Date 11/23/2020

San Juan County

2020 General Election

11/3/2020

Page 105

Official Results**Registered Voters**

13289 of 14642 = 90.76%

Precincts Reporting

0 of 19 = 0.00%

25 Orcas East

928 of 1,003 registered voters = 92.52%

Referendum Measure No. 90

Choice	Party	Absentee Voting		Total	
Approved		684	77.03%	684	77.03%
Rejected		204	22.97%	204	22.97%
Cast Votes:		888	100.00%	888	100.00%
Undervotes:		40		40	
Overvotes:		0		0	
Unresolved write-in votes:		0		0	

Advisory Vote No. 32 Engrossed Substitute Senate Bill 5323

Choice	Party	Absentee Voting		Total	
Repealed		336	40.14%	336	40.14%
Maintained		501	59.86%	501	59.86%
Cast Votes:		837	100.00%	837	100.00%
Undervotes:		91		91	
Overvotes:		0		0	
Unresolved write-in votes:		0		0	

Advisory Vote No. 33 Substitute Senate Bill 5628

Choice	Party	Absentee Voting		Total	
Repealed		340	41.41%	340	41.41%
Maintained		481	58.59%	481	58.59%
Cast Votes:		821	100.00%	821	100.00%
Undervotes:		107		107	
Overvotes:		0		0	
Unresolved write-in votes:		0		0	

Advisory Vote No. 34 Engrossed Substitute Senate Bill 6492

Choice	Party	Absentee Voting		Total	
Repealed		358	44.64%	358	44.64%
Maintained		444	55.36%	444	55.36%
Cast Votes:		802	100.00%	802	100.00%
Undervotes:		126		126	
Overvotes:		0		0	
Unresolved write-in votes:		0		0	

Precinct Results Report

2020 General Election

Run Time 5:50 PM
Run Date 11/23/2020**San Juan County**

2020 General Election

11/3/2020

Page 106

Official Results**Registered Voters**

13289 of 14642 = 90.76%

Precincts Reporting

0 of 19 = 0.00%

25 Orcas East

928 of 1,003 registered voters = 92.52%

Advisory Vote No. 35 Engrossed Senate Bill 6690

Choice	Party	Absentee Voting		Total	
Repealed		299	36.42%	299	36.42%
Maintained		522	63.58%	522	63.58%
Cast Votes:		821	100.00%	821	100.00%
Undervotes:		107		107	
Overvotes:		0		0	
Unresolved write-in votes:		0		0	

Engrossed Senate Joint Resolution No. 8212

Choice	Party	Absentee Voting		Total	
Approved		427	51.38%	427	51.38%
Rejected		404	48.62%	404	48.62%
Cast Votes:		831	100.00%	831	100.00%
Undervotes:		97		97	
Overvotes:		0		0	
Unresolved write-in votes:		0		0	

President / Vice President of the United States - 4-year term - vote for one

Choice	Party	Absentee Voting		Total	
Joseph R. Biden / Kamala D. Harris		719	78.24%	719	78.24%
Donald J. Trump / Michael R. Pence		179	19.48%	179	19.48%
Jo Jorgensen / Jeremy "Spike" Cohen		14	1.52%	14	1.52%
Howie Hawkins / Angela Walker		7	0.76%	7	0.76%
Gloria La Riva / Sunil Freeman		0	0.00%	0	0.00%
Alyson Kennedy / Malcolm M. Jarrett		0	0.00%	0	0.00%
Cast Votes:		919	100.00%	919	100.00%
Undervotes:		4		4	
Overvotes:		0		0	
Unresolved write-in votes:		5		5	

Precinct Results Report

2020 General Election

Run Time 5:50 PM
Run Date 11/23/2020**San Juan County**

2020 General Election

11/3/2020

Page 107

Official ResultsRegistered Voters
13289 of 14642 = 90.76%Precincts Reporting
0 of 19 = 0.00%**25 Orcas East**

928 of 1,003 registered voters = 92.52%

Congressional District 2 U.S. Representative - 2-year term - vote for one

Choice	Party	Absentee Voting		Total	
Rick Larsen		695	77.83%	695	77.83%
Timothy S. Hazelo		198	22.17%	198	22.17%
Cast Votes:		893	100.00%	893	100.00%
Undervotes:		30		30	
Overvotes:		0		0	
Unresolved write-in votes:		5		5	

Governor - 4-year term - vote for one

Choice	Party	Absentee Voting		Total	
Jay Inslee		711	78.13%	711	78.13%
Loren Culp		199	21.87%	199	21.87%
Cast Votes:		910	100.00%	910	100.00%
Undervotes:		13		13	
Overvotes:		0		0	
Unresolved write-in votes:		5		5	

Lt. Governor - 4-year term - vote for one

Choice	Party	Absentee Voting		Total	
Denny Heck		337	45.98%	337	45.98%
Marko Liias		396	54.02%	396	54.02%
Cast Votes:		733	100.00%	733	100.00%
Undervotes:		113		113	
Overvotes:		0		0	
Unresolved write-in votes:		82		82	

Secretary of State - 4-year term - vote for one

Choice	Party	Absentee Voting		Total	
Kim Wyman		305	34.23%	305	34.23%
Gael Tarleton		586	65.77%	586	65.77%
Cast Votes:		891	100.00%	891	100.00%
Undervotes:		37		37	
Overvotes:		0		0	
Unresolved write-in votes:		0		0	

Precinct Results Report

2020 General Election

Run Time 5:50 PM
Run Date 11/23/2020**San Juan County**

2020 General Election

11/3/2020

Page 108

Official Results**Registered Voters**
13289 of 14642 = 90.76%**Precincts Reporting**
0 of 19 = 0.00%**25 Orcas East**

928 of 1,003 registered voters = 92.52%

State Treasurer - 4-year term - vote for one

Choice	Party	Absentee Voting		Total	
Mike Pellicciotti		653	74.12%	653	74.12%
Duane A. Davidson		228	25.88%	228	25.88%
Cast Votes:		881	100.00%	881	100.00%
Undervotes:		47		47	
Overvotes:		0		0	
Unresolved write-in votes:		0		0	

State Auditor - 4-year term - vote for one

Choice	Party	Absentee Voting		Total	
Pat (Patrice) McCarthy		683	77.35%	683	77.35%
Chris Leyba		200	22.65%	200	22.65%
Cast Votes:		883	100.00%	883	100.00%
Undervotes:		45		45	
Overvotes:		0		0	
Unresolved write-in votes:		0		0	

Attorney General - 4-year term - vote for one

Choice	Party	Absentee Voting		Total	
Bob Ferguson		683	76.66%	683	76.66%
Matt Larkin		208	23.34%	208	23.34%
Cast Votes:		891	100.00%	891	100.00%
Undervotes:		37		37	
Overvotes:		0		0	
Unresolved write-in votes:		0		0	

Commissioner of Public Lands - 4-year term - vote for one

Choice	Party	Absentee Voting		Total	
Hilary Franz		690	78.14%	690	78.14%
Sue Kuehl Pederson		193	21.86%	193	21.86%
Cast Votes:		883	100.00%	883	100.00%
Undervotes:		45		45	
Overvotes:		0		0	
Unresolved write-in votes:		0		0	

Precinct Results Report

2020 General Election

Run Time 5:50 PM
Run Date 11/23/2020**San Juan County**

2020 General Election

11/3/2020

Page 109

Official Results**Registered Voters**
13289 of 14642 = 90.76%**Precincts Reporting**
0 of 19 = 0.00%**25 Orcas East**

928 of 1,003 registered voters = 92.52%

Superintendent of Public Instruction - 4-year term - vote for one

Choice	Party	Absentee Voting		Total	
Chris Reykdal		519	65.28%	519	65.28%
Maia Espinoza		276	34.72%	276	34.72%
Cast Votes:		795	100.00%	795	100.00%
Undervotes:		133		133	
Overvotes:		0		0	
Unresolved write-in votes:		0		0	

Insurance Commissioner - 4-year term - vote for one

Choice	Party	Absentee Voting		Total	
Mike Kreidler		716	82.77%	716	82.77%
Chirayu Avinash Patel		149	17.23%	149	17.23%
Cast Votes:		865	100.00%	865	100.00%
Undervotes:		62		62	
Overvotes:		0		0	
Unresolved write-in votes:		1		1	

State Senator - 4-year term - vote for one

Choice	Party	Absentee Voting		Total	
Elizabeth (Liz) Lovelett		698	78.60%	698	78.60%
Charles Carrell		190	21.40%	190	21.40%
Cast Votes:		888	100.00%	888	100.00%
Undervotes:		40		40	
Overvotes:		0		0	
Unresolved write-in votes:		0		0	

State Representative Position 1 - 2-year term - vote for one

Choice	Party	Absentee Voting		Total	
Debra Lekanoff		719	100.00%	719	100.00%
Cast Votes:		719	100.00%	719	100.00%
Undervotes:		196		196	
Overvotes:		0		0	
Unresolved write-in votes:		13		13	

Precinct Results Report

2020 General Election

Run Time 5:50 PM
Run Date 11/23/2020**San Juan County**

2020 General Election

11/3/2020

Page 110

Official Results**Registered Voters**
13289 of 14642 = 90.76%**Precincts Reporting**
0 of 19 = 0.00%**25 Orcas East**

928 of 1,003 registered voters = 92.52%

State Representative Position 2 - 2-year short & full term - vote for one

Choice	Party	Absentee Voting		Total	
Alex Ramel		690	78.95%	690	78.95%
Russ Dzialo		184	21.05%	184	21.05%
Cast Votes:		874	100.00%	874	100.00%
Undervotes:		54		54	
Overvotes:		0		0	
Unresolved write-in votes:		0		0	

San Juan County Council Residency District Commissioner 1 - 4-year term - vote for one

Choice	Party	Absentee Voting		Total	
Christine Minney		298	37.53%	298	37.53%
Ryan T. Palmateer		496	62.47%	496	62.47%
Cast Votes:		794	100.00%	794	100.00%
Undervotes:		133		133	
Overvotes:		1		1	
Unresolved write-in votes:		0		0	

San Juan County Council Residency District Commissioner 2 - 4-year term - vote for one

Choice	Party	Absentee Voting		Total	
Cindy Wolf		459	52.10%	459	52.10%
Rick Hughes		422	47.90%	422	47.90%
Cast Votes:		881	100.00%	881	100.00%
Undervotes:		46		46	
Overvotes:		0		0	
Unresolved write-in votes:		1		1	

Precinct Results Report

2020 General Election

Run Time 5:50 PM
Run Date 11/23/2020**San Juan County**

2020 General Election

11/3/2020

Page 111

Official Results**Registered Voters**
13289 of 14642 = 90.76%**Precincts Reporting**
0 of 19 = 0.00%**25 Orcas East**

928 of 1,003 registered voters = 92.52%

Council Residency District 2 Charter Review Commissioner - 1-year term - VOTE FOR SIX

Choice	Party	Absentee Voting		Total	
Kevin Ranker		493	12.19%	493	12.19%
Tony P. Ghazel		397	9.82%	397	9.82%
Janet Brownell		540	13.35%	540	13.35%
Margaret Manning		91	2.25%	91	2.25%
Greg Ayers		356	8.80%	356	8.80%
Olivia Roseberry		544	13.45%	544	13.45%
D. N. Kinsey		256	6.33%	256	6.33%
Anne Marie Shanks		423	10.46%	423	10.46%
Sharon Abreu		423	10.46%	423	10.46%
Minor Lile		371	9.17%	371	9.17%
Tim Blanchard		150	3.71%	150	3.71%
Cast Votes:		4,044	100.00%	4,044	100.00%
Undervotes:		1,495		1,495	
Overvotes:		3		3	
Unresolved write-in votes:		11		11	

Supreme Court Justice Position 3 - 6-year short & full term - vote for one

Choice	Party	Absentee Voting		Total	
Dave Larson		182	23.30%	182	23.30%
Raquel Montoya-Lewis		599	76.70%	599	76.70%
Cast Votes:		781	100.00%	781	100.00%
Undervotes:		144		144	
Overvotes:		0		0	
Unresolved write-in votes:		3		3	

Supreme Court Justice Position 4 - 6-year term - vote for one

Choice	Party	Absentee Voting		Total	
Charles W. Johnson		614	100.00%	614	100.00%
Cast Votes:		614	100.00%	614	100.00%
Undervotes:		309		309	
Overvotes:		0		0	
Unresolved write-in votes:		5		5	

Precinct Results Report

2020 General Election

Run Time 5:50 PM
Run Date 11/23/2020**San Juan County**

2020 General Election

11/3/2020

Page 112

Official Results**Registered Voters**
13289 of 14642 = 90.76%**Precincts Reporting**
0 of 19 = 0.00%**25 Orcas East**

928 of 1,003 registered voters = 92.52%

Supreme Court Justice Position 6 - 2-year unexpired term - vote for one

Choice	Party	Absentee Voting		Total	
Richard S. Serns		112	15.07%	112	15.07%
G. Helen Whitener		631	84.93%	631	84.93%
Cast Votes:		743	100.00%	743	100.00%
Undervotes:		183		183	
Overvotes:		0		0	
Unresolved write-in votes:		2		2	

Supreme Court Justice Position 7 - 6-year term - vote for one

Choice	Party	Absentee Voting		Total	
Debra L. Stephens		607	100.00%	607	100.00%
Cast Votes:		607	100.00%	607	100.00%
Undervotes:		308		308	
Overvotes:		0		0	
Unresolved write-in votes:		13		13	

San Juan Superior Court Judge - 4-year term - vote for one

Choice	Party	Absentee Voting		Total	
Kathryn C. Loring		607	100.00%	607	100.00%
Cast Votes:		607	100.00%	607	100.00%
Undervotes:		308		308	
Overvotes:		0		0	
Unresolved write-in votes:		13		13	

Precinct Results Report

2020 General Election

Run Time 5:50 PM
Run Date 11/23/2020**San Juan County**

2020 General Election

11/3/2020

Page 113

Official Results**Registered Voters**
13289 of 14642 = 90.76%**Precincts Reporting**
0 of 19 = 0.00%**26 Blakely & Outer Is**

50 of 61 registered voters = 81.97%

Referendum Measure No. 90

Choice	Party	Absentee Voting		Total	
Approved		26	57.78%	26	57.78%
Rejected		19	42.22%	19	42.22%
Cast Votes:		45	100.00%	45	100.00%
Undervotes:		5		5	
Overvotes:		0		0	
Unresolved write-in votes:		0		0	

Advisory Vote No. 32 Engrossed Substitute Senate Bill 5323

Choice	Party	Absentee Voting		Total	
Repealed		32	69.57%	32	69.57%
Maintained		14	30.43%	14	30.43%
Cast Votes:		46	100.00%	46	100.00%
Undervotes:		4		4	
Overvotes:		0		0	
Unresolved write-in votes:		0		0	

Advisory Vote No. 33 Substitute Senate Bill 5628

Choice	Party	Absentee Voting		Total	
Repealed		33	71.74%	33	71.74%
Maintained		13	28.26%	13	28.26%
Cast Votes:		46	100.00%	46	100.00%
Undervotes:		4		4	
Overvotes:		0		0	
Unresolved write-in votes:		0		0	

Advisory Vote No. 34 Engrossed Substitute Senate Bill 6492

Choice	Party	Absentee Voting		Total	
Repealed		35	74.47%	35	74.47%
Maintained		12	25.53%	12	25.53%
Cast Votes:		47	100.00%	47	100.00%
Undervotes:		3		3	
Overvotes:		0		0	
Unresolved write-in votes:		0		0	

Precinct Results Report

2020 General Election

Run Time 5:50 PM
Run Date 11/23/2020**San Juan County**

2020 General Election

11/3/2020

Page 114

Official ResultsRegistered Voters
13289 of 14642 = 90.76%Precincts Reporting
0 of 19 = 0.00%**26 Blakely & Outer Is**

50 of 61 registered voters = 81.97%

Advisory Vote No. 35 Engrossed Senate Bill 6690

Choice	Party	Absentee Voting		Total	
Repealed		31	67.39%	31	67.39%
Maintained		15	32.61%	15	32.61%
Cast Votes:		46	100.00%	46	100.00%
Undervotes:		4		4	
Overvotes:		0		0	
Unresolved write-in votes:		0		0	

Engrossed Senate Joint Resolution No. 8212

Choice	Party	Absentee Voting		Total	
Approved		23	52.27%	23	52.27%
Rejected		21	47.73%	21	47.73%
Cast Votes:		44	100.00%	44	100.00%
Undervotes:		6		6	
Overvotes:		0		0	
Unresolved write-in votes:		0		0	

President / Vice President of the United States - 4-year term - vote for one

Choice	Party	Absentee Voting		Total	
Joseph R. Biden / Kamala D. Harris		25	52.08%	25	52.08%
Donald J. Trump / Michael R. Pence		23	47.92%	23	47.92%
Jo Jorgensen / Jeremy "Spike" Cohen		0	0.00%	0	0.00%
Howie Hawkins / Angela Walker		0	0.00%	0	0.00%
Gloria La Riva / Sunil Freeman		0	0.00%	0	0.00%
Alyson Kennedy / Malcolm M. Jarrett		0	0.00%	0	0.00%
Cast Votes:		48	100.00%	48	100.00%
Undervotes:		1		1	
Overvotes:		0		0	
Unresolved write-in votes:		1		1	

Precinct Results Report

2020 General Election

Run Time 5:50 PM
Run Date 11/23/2020**San Juan County**

2020 General Election

11/3/2020

Page 115

Official Results**Registered Voters**
13289 of 14642 = 90.76%**Precincts Reporting**
0 of 19 = 0.00%**26 Blakely & Outer Is**

50 of 61 registered voters = 81.97%

Congressional District 2 U.S. Representative - 2-year term - vote for one

Choice	Party	Absentee Voting		Total	
Rick Larsen		23	46.94%	23	46.94%
Timothy S. Hazelo		26	53.06%	26	53.06%
Cast Votes:		49	100.00%	49	100.00%
Undervotes:		1		1	
Overvotes:		0		0	
Unresolved write-in votes:		0		0	

Governor - 4-year term - vote for one

Choice	Party	Absentee Voting		Total	
Jay Inslee		26	52.00%	26	52.00%
Loren Culp		24	48.00%	24	48.00%
Cast Votes:		50	100.00%	50	100.00%
Undervotes:		0		0	
Overvotes:		0		0	
Unresolved write-in votes:		0		0	

Lt. Governor - 4-year term - vote for one

Choice	Party	Absentee Voting		Total	
Denny Heck		21	75.00%	21	75.00%
Marko Liias		7	25.00%	7	25.00%
Cast Votes:		28	100.00%	28	100.00%
Undervotes:		5		5	
Overvotes:		0		0	
Unresolved write-in votes:		17		17	

Secretary of State - 4-year term - vote for one

Choice	Party	Absentee Voting		Total	
Kim Wyman		32	65.31%	32	65.31%
Gael Tarleton		17	34.69%	17	34.69%
Cast Votes:		49	100.00%	49	100.00%
Undervotes:		1		1	
Overvotes:		0		0	
Unresolved write-in votes:		0		0	

Precinct Results Report

2020 General Election

Run Time 5:50 PM
Run Date 11/23/2020**San Juan County**

2020 General Election

11/3/2020

Page 116

Official Results**Registered Voters**
13289 of 14642 = 90.76%**Precincts Reporting**
0 of 19 = 0.00%**26 Blakely & Outer Is**

50 of 61 registered voters = 81.97%

State Treasurer - 4-year term - vote for one

Choice	Party	Absentee Voting		Total	
Mike Pellicciotti		20	40.00%	20	40.00%
Duane A. Davidson		30	60.00%	30	60.00%
Cast Votes:		50	100.00%	50	100.00%
Undervotes:		0		0	
Overvotes:		0		0	
Unresolved write-in votes:		0		0	

State Auditor - 4-year term - vote for one

Choice	Party	Absentee Voting		Total	
Pat (Patrice) McCarthy		23	47.92%	23	47.92%
Chris Leyba		25	52.08%	25	52.08%
Cast Votes:		48	100.00%	48	100.00%
Undervotes:		2		2	
Overvotes:		0		0	
Unresolved write-in votes:		0		0	

Attorney General - 4-year term - vote for one

Choice	Party	Absentee Voting		Total	
Bob Ferguson		22	44.90%	22	44.90%
Matt Larkin		27	55.10%	27	55.10%
Cast Votes:		49	100.00%	49	100.00%
Undervotes:		1		1	
Overvotes:		0		0	
Unresolved write-in votes:		0		0	

Commissioner of Public Lands - 4-year term - vote for one

Choice	Party	Absentee Voting		Total	
Hilary Franz		22	45.83%	22	45.83%
Sue Kuehl Pederson		26	54.17%	26	54.17%
Cast Votes:		48	100.00%	48	100.00%
Undervotes:		2		2	
Overvotes:		0		0	
Unresolved write-in votes:		0		0	

Precinct Results Report

2020 General Election

Run Time 5:50 PM
Run Date 11/23/2020**San Juan County**

2020 General Election

11/3/2020

Page 117

Official Results**Registered Voters**
13289 of 14642 = 90.76%**Precincts Reporting**
0 of 19 = 0.00%**26 Blakely & Outer Is**

50 of 61 registered voters = 81.97%

Superintendent of Public Instruction - 4-year term - vote for one

Choice	Party	Absentee Voting		Total	
Chris Reykdal		19	46.34%	19	46.34%
Maia Espinoza		22	53.66%	22	53.66%
Cast Votes:		41	100.00%	41	100.00%
Undervotes:		9		9	
Overvotes:		0		0	
Unresolved write-in votes:		0		0	

Insurance Commissioner - 4-year term - vote for one

Choice	Party	Absentee Voting		Total	
Mike Kreidler		22	47.83%	22	47.83%
Chirayu Avinash Patel		24	52.17%	24	52.17%
Cast Votes:		46	100.00%	46	100.00%
Undervotes:		4		4	
Overvotes:		0		0	
Unresolved write-in votes:		0		0	

State Senator - 4-year term - vote for one

Choice	Party	Absentee Voting		Total	
Elizabeth (Liz) Lovelett		21	43.75%	21	43.75%
Charles Carrell		27	56.25%	27	56.25%
Cast Votes:		48	100.00%	48	100.00%
Undervotes:		2		2	
Overvotes:		0		0	
Unresolved write-in votes:		0		0	

State Representative Position 1 - 2-year term - vote for one

Choice	Party	Absentee Voting		Total	
Debra Lekanoff		26	100.00%	26	100.00%
Cast Votes:		26	100.00%	26	100.00%
Undervotes:		18		18	
Overvotes:		0		0	
Unresolved write-in votes:		6		6	

Precinct Results Report

2020 General Election

Run Time 5:50 PM
Run Date 11/23/2020**San Juan County**

2020 General Election

11/3/2020

Page 118

Official Results**Registered Voters**
13289 of 14642 = 90.76%**Precincts Reporting**
0 of 19 = 0.00%**26 Blakely & Outer Is**

50 of 61 registered voters = 81.97%

State Representative Position 2 - 2-year short & full term - vote for one

Choice	Party	Absentee Voting		Total	
Alex Ramel		22	46.81%	22	46.81%
Russ Dzialo		25	53.19%	25	53.19%
Cast Votes:		47	100.00%	47	100.00%
Undervotes:		3		3	
Overvotes:		0		0	
Unresolved write-in votes:		0		0	

San Juan County Council Residency District Commissioner 1 - 4-year term - vote for one

Choice	Party	Absentee Voting		Total	
Christine Minney		22	57.89%	22	57.89%
Ryan T. Palmateer		16	42.11%	16	42.11%
Cast Votes:		38	100.00%	38	100.00%
Undervotes:		12		12	
Overvotes:		0		0	
Unresolved write-in votes:		0		0	

San Juan County Council Residency District Commissioner 2 - 4-year term - vote for one

Choice	Party	Absentee Voting		Total	
Cindy Wolf		10	27.78%	10	27.78%
Rick Hughes		26	72.22%	26	72.22%
Cast Votes:		36	100.00%	36	100.00%
Undervotes:		13		13	
Overvotes:		0		0	
Unresolved write-in votes:		1		1	

Precinct Results Report

2020 General Election

Run Time 5:50 PM
Run Date 11/23/2020**San Juan County**

2020 General Election

11/3/2020

Page 119

Official Results**Registered Voters**
13289 of 14642 = 90.76%**Precincts Reporting**
0 of 19 = 0.00%**26 Blakely & Outer Is**

50 of 61 registered voters = 81.97%

Council Residency District 2 Charter Review Commissioner - 1-year term - VOTE FOR SIX

Choice	Party	Absentee Voting		Total	
Kevin Ranker		16	9.70%	16	9.70%
Tony P. Ghazel		15	9.09%	15	9.09%
Janet Brownell		19	11.52%	19	11.52%
Margaret Manning		4	2.42%	4	2.42%
Greg Ayers		19	11.52%	19	11.52%
Olivia Roseberry		18	10.91%	18	10.91%
D. N. Kinsey		16	9.70%	16	9.70%
Anne Marie Shanks		23	13.94%	23	13.94%
Sharon Abreu		14	8.48%	14	8.48%
Minor Lile		13	7.88%	13	7.88%
Tim Blanchard		8	4.85%	8	4.85%
Cast Votes:		165	100.00%	165	100.00%
Undervotes:		126		126	
Overvotes:		1		1	
Unresolved write-in votes:		3		3	

Supreme Court Justice Position 3 - 6-year short & full term - vote for one

Choice	Party	Absentee Voting		Total	
Dave Larson		24	58.54%	24	58.54%
Raquel Montoya-Lewis		17	41.46%	17	41.46%
Cast Votes:		41	100.00%	41	100.00%
Undervotes:		9		9	
Overvotes:		0		0	
Unresolved write-in votes:		0		0	

Supreme Court Justice Position 4 - 6-year term - vote for one

Choice	Party	Absentee Voting		Total	
Charles W. Johnson		28	100.00%	28	100.00%
Cast Votes:		28	100.00%	28	100.00%
Undervotes:		22		22	
Overvotes:		0		0	
Unresolved write-in votes:		0		0	

Precinct Results Report

2020 General Election

Run Time 5:50 PM
Run Date 11/23/2020**San Juan County**

2020 General Election

11/3/2020

Page 120

Official Results**Registered Voters**
13289 of 14642 = 90.76%**Precincts Reporting**
0 of 19 = 0.00%**26 Blakely & Outer Is**

50 of 61 registered voters = 81.97%

Supreme Court Justice Position 6 - 2-year unexpired term - vote for one

Choice	Party	Absentee Voting		Total	
Richard S. Serns		17	47.22%	17	47.22%
G. Helen Whitener		19	52.78%	19	52.78%
Cast Votes:		36	100.00%	36	100.00%
Undervotes:		14		14	
Overvotes:		0		0	
Unresolved write-in votes:		0		0	

Supreme Court Justice Position 7 - 6-year term - vote for one

Choice	Party	Absentee Voting		Total	
Debra L. Stephens		26	100.00%	26	100.00%
Cast Votes:		26	100.00%	26	100.00%
Undervotes:		23		23	
Overvotes:		0		0	
Unresolved write-in votes:		1		1	

San Juan Superior Court Judge - 4-year term - vote for one

Choice	Party	Absentee Voting		Total	
Kathryn C. Loring		27	100.00%	27	100.00%
Cast Votes:		27	100.00%	27	100.00%
Undervotes:		21		21	
Overvotes:		0		0	
Unresolved write-in votes:		2		2	

Precinct Results Report

2020 General Election

Run Time 5:50 PM
Run Date 11/23/2020**San Juan County**

2020 General Election

11/3/2020

Page 121

Official Results**Registered Voters**
13289 of 14642 = 90.76%**Precincts Reporting**
0 of 19 = 0.00%**31 Lopez North**

1,223 of 1,324 registered voters = 92.37%

Referendum Measure No. 90

Choice	Party	Absentee Voting		Total	
Approved		856	73.48%	856	73.48%
Rejected		309	26.52%	309	26.52%
Cast Votes:		1,165	100.00%	1,165	100.00%
Undervotes:		58		58	
Overvotes:		0		0	
Unresolved write-in votes:		0		0	

Advisory Vote No. 32 Engrossed Substitute Senate Bill 5323

Choice	Party	Absentee Voting		Total	
Repealed		435	39.55%	435	39.55%
Maintained		665	60.45%	665	60.45%
Cast Votes:		1,100	100.00%	1,100	100.00%
Undervotes:		123		123	
Overvotes:		0		0	
Unresolved write-in votes:		0		0	

Advisory Vote No. 33 Substitute Senate Bill 5628

Choice	Party	Absentee Voting		Total	
Repealed		461	42.37%	461	42.37%
Maintained		627	57.63%	627	57.63%
Cast Votes:		1,088	100.00%	1,088	100.00%
Undervotes:		135		135	
Overvotes:		0		0	
Unresolved write-in votes:		0		0	

Advisory Vote No. 34 Engrossed Substitute Senate Bill 6492

Choice	Party	Absentee Voting		Total	
Repealed		476	44.65%	476	44.65%
Maintained		590	55.35%	590	55.35%
Cast Votes:		1,066	100.00%	1,066	100.00%
Undervotes:		156		156	
Overvotes:		1		1	
Unresolved write-in votes:		0		0	

Precinct Results Report

2020 General Election

Run Time 5:50 PM
Run Date 11/23/2020**San Juan County**

2020 General Election

11/3/2020

Page 122

Official Results**Registered Voters**
13289 of 14642 = 90.76%**Precincts Reporting**
0 of 19 = 0.00%**31 Lopez North**

1,223 of 1,324 registered voters = 92.37%

Advisory Vote No. 35 Engrossed Senate Bill 6690

Choice	Party	Absentee Voting		Total	
Repealed		421	38.55%	421	38.55%
Maintained		671	61.45%	671	61.45%
Cast Votes:		1,092	100.00%	1,092	100.00%
Undervotes:		131		131	
Overvotes:		0		0	
Unresolved write-in votes:		0		0	

Engrossed Senate Joint Resolution No. 8212

Choice	Party	Absentee Voting		Total	
Approved		614	55.77%	614	55.77%
Rejected		487	44.23%	487	44.23%
Cast Votes:		1,101	100.00%	1,101	100.00%
Undervotes:		122		122	
Overvotes:		0		0	
Unresolved write-in votes:		0		0	

President / Vice President of the United States - 4-year term - vote for one

Choice	Party	Absentee Voting		Total	
Joseph R. Biden / Kamala D. Harris		921	76.69%	921	76.69%
Donald J. Trump / Michael R. Pence		261	21.73%	261	21.73%
Jo Jorgensen / Jeremy "Spike" Cohen		11	0.92%	11	0.92%
Howie Hawkins / Angela Walker		6	0.50%	6	0.50%
Gloria La Riva / Sunil Freeman		1	0.08%	1	0.08%
Alyson Kennedy / Malcolm M. Jarrett		1	0.08%	1	0.08%
Cast Votes:		1,201	100.00%	1,201	100.00%
Undervotes:		10		10	
Overvotes:		0		0	
Unresolved write-in votes:		12		12	

Precinct Results Report

2020 General Election

Run Time 5:50 PM
Run Date 11/23/2020**San Juan County**

2020 General Election

11/3/2020

Page 123

Official Results**Registered Voters**
13289 of 14642 = 90.76%**Precincts Reporting**
0 of 19 = 0.00%**31 Lopez North**

1,223 of 1,324 registered voters = 92.37%

Congressional District 2 U.S. Representative - 2-year term - vote for one

Choice	Party	Absentee Voting		Total	
Rick Larsen		919	76.84%	919	76.84%
Timothy S. Hazelo		277	23.16%	277	23.16%
Cast Votes:		1,196	100.00%	1,196	100.00%
Undervotes:		24		24	
Overvotes:		0		0	
Unresolved write-in votes:		3		3	

Governor - 4-year term - vote for one

Choice	Party	Absentee Voting		Total	
Jay Inslee		916	75.83%	916	75.83%
Loren Culp		292	24.17%	292	24.17%
Cast Votes:		1,208	100.00%	1,208	100.00%
Undervotes:		15		15	
Overvotes:		0		0	
Unresolved write-in votes:		0		0	

Lt. Governor - 4-year term - vote for one

Choice	Party	Absentee Voting		Total	
Denny Heck		454	47.44%	454	47.44%
Marko Lias		503	52.56%	503	52.56%
Cast Votes:		957	100.00%	957	100.00%
Undervotes:		127		127	
Overvotes:		0		0	
Unresolved write-in votes:		139		139	

Secretary of State - 4-year term - vote for one

Choice	Party	Absentee Voting		Total	
Kim Wyman		400	33.76%	400	33.76%
Gael Tarleton		785	66.24%	785	66.24%
Cast Votes:		1,185	100.00%	1,185	100.00%
Undervotes:		38		38	
Overvotes:		0		0	
Unresolved write-in votes:		0		0	

Precinct Results Report

2020 General Election

Run Time 5:50 PM

Run Date 11/23/2020

San Juan County

2020 General Election

11/3/2020

Page 124

Official Results**Registered Voters**

13289 of 14642 = 90.76%

Precincts Reporting

0 of 19 = 0.00%

31 Lopez North

1,223 of 1,324 registered voters = 92.37%

State Treasurer - 4-year term - vote for one

Choice	Party	Absentee Voting		Total	
Mike Pellicciotti		836	71.39%	836	71.39%
Duane A. Davidson		335	28.61%	335	28.61%
Cast Votes:		1,171	100.00%	1,171	100.00%
Undervotes:		50		50	
Overvotes:		0		0	
Unresolved write-in votes:		2		2	

State Auditor - 4-year term - vote for one

Choice	Party	Absentee Voting		Total	
Pat (Patrice) McCarthy		890	76.07%	890	76.07%
Chris Leyba		280	23.93%	280	23.93%
Cast Votes:		1,170	100.00%	1,170	100.00%
Undervotes:		53		53	
Overvotes:		0		0	
Unresolved write-in votes:		0		0	

Attorney General - 4-year term - vote for one

Choice	Party	Absentee Voting		Total	
Bob Ferguson		881	74.16%	881	74.16%
Matt Larkin		307	25.84%	307	25.84%
Cast Votes:		1,188	100.00%	1,188	100.00%
Undervotes:		35		35	
Overvotes:		0		0	
Unresolved write-in votes:		0		0	

Commissioner of Public Lands - 4-year term - vote for one

Choice	Party	Absentee Voting		Total	
Hilary Franz		883	75.28%	883	75.28%
Sue Kuehl Pederson		290	24.72%	290	24.72%
Cast Votes:		1,173	100.00%	1,173	100.00%
Undervotes:		50		50	
Overvotes:		0		0	
Unresolved write-in votes:		0		0	

Precinct Results Report

2020 General Election

Run Time 5:50 PM
Run Date 11/23/2020

San Juan County

2020 General Election

11/3/2020
Page 125

Official Results

Registered Voters
13289 of 14642 = 90.76%
Precincts Reporting
0 of 19 = 0.00%

31 Lopez North

1,223 of 1,324 registered voters = 92.37%

Superintendent of Public Instruction - 4-year term - vote for one

Choice	Party	Absentee Voting		Total	
Chris Reykdal		693	64.71%	693	64.71%
Maia Espinoza		378	35.29%	378	35.29%
Cast Votes:		1,071	100.00%	1,071	100.00%
Undervotes:		149		149	
Overvotes:		0		0	
Unresolved write-in votes:		3		3	

Insurance Commissioner - 4-year term - vote for one

Choice	Party	Absentee Voting		Total	
Mike Kreidler		934	82.07%	934	82.07%
Chirayu Avinash Patel		204	17.93%	204	17.93%
Cast Votes:		1,138	100.00%	1,138	100.00%
Undervotes:		81		81	
Overvotes:		0		0	
Unresolved write-in votes:		4		4	

State Senator - 4-year term - vote for one

Choice	Party	Absentee Voting		Total	
Elizabeth (Liz) Lovelett		916	78.22%	916	78.22%
Charles Carrell		255	21.78%	255	21.78%
Cast Votes:		1,171	100.00%	1,171	100.00%
Undervotes:		52		52	
Overvotes:		0		0	
Unresolved write-in votes:		0		0	

State Representative Position 1 - 2-year term - vote for one

Choice	Party	Absentee Voting		Total	
Debra Lekanoff		930	100.00%	930	100.00%
Cast Votes:		930	100.00%	930	100.00%
Undervotes:		272		272	
Overvotes:		0		0	
Unresolved write-in votes:		21		21	

Precinct Results Report

2020 General Election

Run Time 5:50 PM
Run Date 11/23/2020**San Juan County**

2020 General Election

11/3/2020

Page 126

Official ResultsRegistered Voters
13289 of 14642 = 90.76%Precincts Reporting
0 of 19 = 0.00%**31 Lopez North**

1,223 of 1,324 registered voters = 92.37%

State Representative Position 2 - 2-year short & full term - vote for one

Choice	Party	Absentee Voting		Total	
Alex Ramel		878	76.02%	878	76.02%
Russ Dzialo		277	23.98%	277	23.98%
Cast Votes:		1,155	100.00%	1,155	100.00%
Undervotes:		65		65	
Overvotes:		0		0	
Unresolved write-in votes:		3		3	

San Juan County Council Residency District Commissioner 1 - 4-year term - vote for one

Choice	Party	Absentee Voting		Total	
Christine Minney		440	41.51%	440	41.51%
Ryan T. Palmateer		620	58.49%	620	58.49%
Cast Votes:		1,060	100.00%	1,060	100.00%
Undervotes:		158		158	
Overvotes:		0		0	
Unresolved write-in votes:		5		5	

San Juan County Council Residency District Commissioner 2 - 4-year term - vote for one

Choice	Party	Absentee Voting		Total	
Cindy Wolf		599	55.16%	599	55.16%
Rick Hughes		487	44.84%	487	44.84%
Cast Votes:		1,086	100.00%	1,086	100.00%
Undervotes:		136		136	
Overvotes:		0		0	
Unresolved write-in votes:		1		1	

Precinct Results Report

2020 General Election

Run Time 5:50 PM

Run Date 11/23/2020

San Juan County

2020 General Election

11/3/2020

Page 127

Official Results**Registered Voters**

13289 of 14642 = 90.76%

Precincts Reporting

0 of 19 = 0.00%

31 Lopez North

1,223 of 1,324 registered voters = 92.37%

Council Residency District 3 Charter Review Commissioner - 1-year term - VOTE FOR THREE

Choice	Party	Absentee Voting		Total	
Jane Fuller		668	24.76%	668	24.76%
Megan Constable		221	8.19%	221	8.19%
Robert A. OConnell		561	20.79%	561	20.79%
Liz Lafferty		637	23.61%	637	23.61%
Julienne Battalia		357	13.23%	357	13.23%
Monico L. Mackinnon		254	9.41%	254	9.41%
Cast Votes:		2,698	100.00%	2,698	100.00%
Undervotes:		958		958	
Overvotes:		0		0	
Unresolved write-in votes:		13		13	

Supreme Court Justice Position 3 - 6-year short & full term - vote for one

Choice	Party	Absentee Voting		Total	
Dave Larson		297	27.78%	297	27.78%
Raquel Montoya-Lewis		772	72.22%	772	72.22%
Cast Votes:		1,069	100.00%	1,069	100.00%
Undervotes:		154		154	
Overvotes:		0		0	
Unresolved write-in votes:		0		0	

Supreme Court Justice Position 4 - 6-year term - vote for one

Choice	Party	Absentee Voting		Total	
Charles W. Johnson		813	100.00%	813	100.00%
Cast Votes:		813	100.00%	813	100.00%
Undervotes:		401		401	
Overvotes:		0		0	
Unresolved write-in votes:		9		9	

Precinct Results Report

2020 General Election

Run Time 5:50 PM
Run Date 11/23/2020**San Juan County**

2020 General Election

11/3/2020

Page 128

Official ResultsRegistered Voters
13289 of 14642 = 90.76%Precincts Reporting
0 of 19 = 0.00%**31 Lopez North**

1,223 of 1,324 registered voters = 92.37%

Supreme Court Justice Position 6 - 2-year unexpired term - vote for one

Choice	Party	Absentee Voting		Total	
Richard S. Serns		171	17.01%	171	17.01%
G. Helen Whitener		834	82.99%	834	82.99%
Cast Votes:		1,005	100.00%	1,005	100.00%
Undervotes:		216		216	
Overvotes:		0		0	
Unresolved write-in votes:		2		2	

Supreme Court Justice Position 7 - 6-year term - vote for one

Choice	Party	Absentee Voting		Total	
Debra L. Stephens		819	100.00%	819	100.00%
Cast Votes:		819	100.00%	819	100.00%
Undervotes:		397		397	
Overvotes:		0		0	
Unresolved write-in votes:		7		7	

San Juan Superior Court Judge - 4-year term - vote for one

Choice	Party	Absentee Voting		Total	
Kathryn C. Loring		819	100.00%	819	100.00%
Cast Votes:		819	100.00%	819	100.00%
Undervotes:		398		398	
Overvotes:		0		0	
Unresolved write-in votes:		6		6	

Lopez Solid Waste Disposal District Proposition No. 1 - Excess Property Tax Levy

Choice	Party	Absentee Voting		Total	
Yes		961	83.49%	961	83.49%
No		190	16.51%	190	16.51%
Cast Votes:		1,151	100.00%	1,151	100.00%
Undervotes:		72		72	
Overvotes:		0		0	
Unresolved write-in votes:		0		0	

Precinct Results Report

2020 General Election

Run Time 5:50 PM

Run Date 11/23/2020

San Juan County

2020 General Election

11/3/2020

Page 129

Official Results**Registered Voters**

13289 of 14642 = 90.76%

Precincts Reporting

0 of 19 = 0.00%

32 Lopez South

931 of 1,002 registered voters = 92.91%

Referendum Measure No. 90

Choice	Party	Absentee Voting		Total	
Approved		699	78.10%	699	78.10%
Rejected		196	21.90%	196	21.90%
Cast Votes:		895	100.00%	895	100.00%
Undervotes:		36		36	
Overvotes:		0		0	
Unresolved write-in votes:		0		0	

Advisory Vote No. 32 Engrossed Substitute Senate Bill 5323

Choice	Party	Absentee Voting		Total	
Repealed		319	38.43%	319	38.43%
Maintained		511	61.57%	511	61.57%
Cast Votes:		830	100.00%	830	100.00%
Undervotes:		101		101	
Overvotes:		0		0	
Unresolved write-in votes:		0		0	

Advisory Vote No. 33 Substitute Senate Bill 5628

Choice	Party	Absentee Voting		Total	
Repealed		315	38.23%	315	38.23%
Maintained		509	61.77%	509	61.77%
Cast Votes:		824	100.00%	824	100.00%
Undervotes:		107		107	
Overvotes:		0		0	
Unresolved write-in votes:		0		0	

Advisory Vote No. 34 Engrossed Substitute Senate Bill 6492

Choice	Party	Absentee Voting		Total	
Repealed		307	37.95%	307	37.95%
Maintained		502	62.05%	502	62.05%
Cast Votes:		809	100.00%	809	100.00%
Undervotes:		121		121	
Overvotes:		1		1	
Unresolved write-in votes:		0		0	

Precinct Results Report

2020 General Election

Run Time 5:50 PM
Run Date 11/23/2020**San Juan County**

2020 General Election

11/3/2020

Page 130

Official ResultsRegistered Voters
13289 of 14642 = 90.76%Precincts Reporting
0 of 19 = 0.00%**32 Lopez South**

931 of 1,002 registered voters = 92.91%

Advisory Vote No. 35 Engrossed Senate Bill 6690

Choice	Party	Absentee Voting		Total	
Repealed		292	34.97%	292	34.97%
Maintained		543	65.03%	543	65.03%
Cast Votes:		835	100.00%	835	100.00%
Undervotes:		95		95	
Overvotes:		1		1	
Unresolved write-in votes:		0		0	

Engrossed Senate Joint Resolution No. 8212

Choice	Party	Absentee Voting		Total	
Approved		465	55.23%	465	55.23%
Rejected		377	44.77%	377	44.77%
Cast Votes:		842	100.00%	842	100.00%
Undervotes:		88		88	
Overvotes:		1		1	
Unresolved write-in votes:		0		0	

President / Vice President of the United States - 4-year term - vote for one

Choice	Party	Absentee Voting		Total	
Joseph R. Biden / Kamala D. Harris		717	78.10%	717	78.10%
Donald J. Trump / Michael R. Pence		174	18.95%	174	18.95%
Jo Jorgensen / Jeremy "Spike" Cohen		11	1.20%	11	1.20%
Howie Hawkins / Angela Walker		15	1.63%	15	1.63%
Gloria La Riva / Sunil Freeman		1	0.11%	1	0.11%
Alyson Kennedy / Malcolm M. Jarrett		0	0.00%	0	0.00%
Cast Votes:		918	100.00%	918	100.00%
Undervotes:		6		6	
Overvotes:		0		0	
Unresolved write-in votes:		7		7	

Precinct Results Report

2020 General Election

Run Time 5:50 PM

Run Date 11/23/2020

San Juan County

2020 General Election

11/3/2020

Page 131

Official Results**Registered Voters**

13289 of 14642 = 90.76%

Precincts Reporting

0 of 19 = 0.00%

32 Lopez South

931 of 1,002 registered voters = 92.91%

Congressional District 2 U.S. Representative - 2-year term - vote for one

Choice	Party	Absentee Voting		Total	
Rick Larsen		707	80.07%	707	80.07%
Timothy S. Hazelo		176	19.93%	176	19.93%
Cast Votes:		883	100.00%	883	100.00%
Undervotes:		38		38	
Overvotes:		0		0	
Unresolved write-in votes:		10		10	

Governor - 4-year term - vote for one

Choice	Party	Absentee Voting		Total	
Jay Inslee		724	79.13%	724	79.13%
Loren Culp		191	20.87%	191	20.87%
Cast Votes:		915	100.00%	915	100.00%
Undervotes:		15		15	
Overvotes:		0		0	
Unresolved write-in votes:		1		1	

Lt. Governor - 4-year term - vote for one

Choice	Party	Absentee Voting		Total	
Denny Heck		301	40.73%	301	40.73%
Marko Liias		438	59.27%	438	59.27%
Cast Votes:		739	100.00%	739	100.00%
Undervotes:		114		114	
Overvotes:		0		0	
Unresolved write-in votes:		78		78	

Secretary of State - 4-year term - vote for one

Choice	Party	Absentee Voting		Total	
Kim Wyman		273	30.81%	273	30.81%
Gael Tarleton		613	69.19%	613	69.19%
Cast Votes:		886	100.00%	886	100.00%
Undervotes:		44		44	
Overvotes:		0		0	
Unresolved write-in votes:		1		1	

Precinct Results Report

2020 General Election

Run Time 5:50 PM
Run Date 11/23/2020**San Juan County**

2020 General Election

11/3/2020

Page 132

Official Results**Registered Voters**
13289 of 14642 = 90.76%**Precincts Reporting**
0 of 19 = 0.00%**32 Lopez South**

931 of 1,002 registered voters = 92.91%

State Treasurer - 4-year term - vote for one

Choice	Party	Absentee Voting		Total	
Mike Pellicciotti		666	75.34%	666	75.34%
Duane A. Davidson		218	24.66%	218	24.66%
Cast Votes:		884	100.00%	884	100.00%
Undervotes:		46		46	
Overvotes:		0		0	
Unresolved write-in votes:		1		1	

State Auditor - 4-year term - vote for one

Choice	Party	Absentee Voting		Total	
Pat (Patrice) McCarthy		696	79.45%	696	79.45%
Chris Leyba		180	20.55%	180	20.55%
Cast Votes:		876	100.00%	876	100.00%
Undervotes:		55		55	
Overvotes:		0		0	
Unresolved write-in votes:		0		0	

Attorney General - 4-year term - vote for one

Choice	Party	Absentee Voting		Total	
Bob Ferguson		706	79.24%	706	79.24%
Matt Larkin		185	20.76%	185	20.76%
Cast Votes:		891	100.00%	891	100.00%
Undervotes:		39		39	
Overvotes:		0		0	
Unresolved write-in votes:		1		1	

Commissioner of Public Lands - 4-year term - vote for one

Choice	Party	Absentee Voting		Total	
Hilary Franz		691	78.70%	691	78.70%
Sue Kuehl Pederson		187	21.30%	187	21.30%
Cast Votes:		878	100.00%	878	100.00%
Undervotes:		53		53	
Overvotes:		0		0	
Unresolved write-in votes:		0		0	

Precinct Results Report

2020 General Election

Run Time 5:50 PM
Run Date 11/23/2020**San Juan County**

2020 General Election

11/3/2020
Page 133**Official Results****Registered Voters**
13289 of 14642 = 90.76%**Precincts Reporting**
0 of 19 = 0.00%**32 Lopez South**

931 of 1,002 registered voters = 92.91%

Superintendent of Public Instruction - 4-year term - vote for one

Choice	Party	Absentee Voting		Total	
Chris Reykdal		560	69.57%	560	69.57%
Maia Espinoza		245	30.43%	245	30.43%
Cast Votes:		805	100.00%	805	100.00%
Undervotes:		125		125	
Overvotes:		0		0	
Unresolved write-in votes:		1		1	

Insurance Commissioner - 4-year term - vote for one

Choice	Party	Absentee Voting		Total	
Mike Kreidler		706	82.00%	706	82.00%
Chirayu Avinash Patel		155	18.00%	155	18.00%
Cast Votes:		861	100.00%	861	100.00%
Undervotes:		67		67	
Overvotes:		0		0	
Unresolved write-in votes:		3		3	

State Senator - 4-year term - vote for one

Choice	Party	Absentee Voting		Total	
Elizabeth (Liz) Lovelett		719	81.15%	719	81.15%
Charles Carrell		167	18.85%	167	18.85%
Cast Votes:		886	100.00%	886	100.00%
Undervotes:		45		45	
Overvotes:		0		0	
Unresolved write-in votes:		0		0	

State Representative Position 1 - 2-year term - vote for one

Choice	Party	Absentee Voting		Total	
Debra Lekanoff		723	100.00%	723	100.00%
Cast Votes:		723	100.00%	723	100.00%
Undervotes:		193		193	
Overvotes:		0		0	
Unresolved write-in votes:		15		15	

Precinct Results Report

2020 General Election

Run Time 5:50 PM
Run Date 11/23/2020**San Juan County**

2020 General Election

11/3/2020

Page 134

Official ResultsRegistered Voters
13289 of 14642 = 90.76%Precincts Reporting
0 of 19 = 0.00%**32 Lopez South**

931 of 1,002 registered voters = 92.91%

State Representative Position 2 - 2-year short & full term - vote for one

Choice	Party	Absentee Voting		Total	
Alex Ramel		707	80.52%	707	80.52%
Russ Dzialo		171	19.48%	171	19.48%
Cast Votes:		878	100.00%	878	100.00%
Undervotes:		53		53	
Overvotes:		0		0	
Unresolved write-in votes:		0		0	

San Juan County Council Residency District Commissioner 1 - 4-year term - vote for one

Choice	Party	Absentee Voting		Total	
Christine Minney		267	33.38%	267	33.38%
Ryan T. Palmateer		533	66.63%	533	66.63%
Cast Votes:		800	100.00%	800	100.00%
Undervotes:		130		130	
Overvotes:		0		0	
Unresolved write-in votes:		1		1	

San Juan County Council Residency District Commissioner 2 - 4-year term - vote for one

Choice	Party	Absentee Voting		Total	
Cindy Wolf		508	61.88%	508	61.88%
Rick Hughes		313	38.12%	313	38.12%
Cast Votes:		821	100.00%	821	100.00%
Undervotes:		109		109	
Overvotes:		0		0	
Unresolved write-in votes:		1		1	

Precinct Results Report

2020 General Election

Run Time 5:50 PM
Run Date 11/23/2020**San Juan County**

2020 General Election

11/3/2020

Page 135

Official Results**Registered Voters**
13289 of 14642 = 90.76%**Precincts Reporting**
0 of 19 = 0.00%**32 Lopez South**

931 of 1,002 registered voters = 92.91%

Council Residency District 3 Charter Review Commissioner - 1-year term - VOTE FOR THREE

Choice	Party	Absentee Voting		Total	
Jane Fuller		513	25.75%	513	25.75%
Megan Constable		147	7.38%	147	7.38%
Robert A. OConnell		388	19.48%	388	19.48%
Liz Lafferty		486	24.40%	486	24.40%
Julienne Battalia		286	14.36%	286	14.36%
Monico L. Mackinnon		172	8.63%	172	8.63%
Cast Votes:		1,992	100.00%	1,992	100.00%
Undervotes:		791		791	
Overvotes:		0		0	
Unresolved write-in votes:		10		10	

Supreme Court Justice Position 3 - 6-year short & full term - vote for one

Choice	Party	Absentee Voting		Total	
Dave Larson		167	21.30%	167	21.30%
Raquel Montoya-Lewis		617	78.70%	617	78.70%
Cast Votes:		784	100.00%	784	100.00%
Undervotes:		147		147	
Overvotes:		0		0	
Unresolved write-in votes:		0		0	

Supreme Court Justice Position 4 - 6-year term - vote for one

Choice	Party	Absentee Voting		Total	
Charles W. Johnson		571	100.00%	571	100.00%
Cast Votes:		571	100.00%	571	100.00%
Undervotes:		357		357	
Overvotes:		0		0	
Unresolved write-in votes:		3		3	

Precinct Results Report

2020 General Election

Run Time 5:50 PM
Run Date 11/23/2020**San Juan County**

2020 General Election

11/3/2020

Page 136

Official ResultsRegistered Voters
13289 of 14642 = 90.76%Precincts Reporting
0 of 19 = 0.00%**32 Lopez South**

931 of 1,002 registered voters = 92.91%

Supreme Court Justice Position 6 - 2-year unexpired term - vote for one

Choice	Party	Absentee Voting		Total	
Richard S. Serns		111	14.92%	111	14.92%
G. Helen Whitener		633	85.08%	633	85.08%
Cast Votes:		744	100.00%	744	100.00%
Undervotes:		185		185	
Overvotes:		0		0	
Unresolved write-in votes:		2		2	

Supreme Court Justice Position 7 - 6-year term - vote for one

Choice	Party	Absentee Voting		Total	
Debra L. Stephens		580	100.00%	580	100.00%
Cast Votes:		580	100.00%	580	100.00%
Undervotes:		344		344	
Overvotes:		0		0	
Unresolved write-in votes:		7		7	

San Juan Superior Court Judge - 4-year term - vote for one

Choice	Party	Absentee Voting		Total	
Kathryn C. Loring		574	100.00%	574	100.00%
Cast Votes:		574	100.00%	574	100.00%
Undervotes:		344		344	
Overvotes:		0		0	
Unresolved write-in votes:		13		13	

Lopez Solid Waste Disposal District Proposition No. 1 - Excess Property Tax Levy

Choice	Party	Absentee Voting		Total	
Yes		701	81.89%	701	81.89%
No		155	18.11%	155	18.11%
Cast Votes:		856	100.00%	856	100.00%
Undervotes:		75		75	
Overvotes:		0		0	
Unresolved write-in votes:		0		0	

Precinct Results Report

2020 General Election

Run Time 5:50 PM
Run Date 11/23/2020**San Juan County**

2020 General Election

11/3/2020

Page 137

Official ResultsRegistered Voters
13289 of 14642 = 90.76%Precincts Reporting
0 of 19 = 0.00%**33 Decatur & Outer Is**

121 of 133 registered voters = 90.98%

Referendum Measure No. 90

Choice	Party	Absentee Voting		Total	
Approved		77	64.71%	77	64.71%
Rejected		42	35.29%	42	35.29%
Cast Votes:		119	100.00%	119	100.00%
Undervotes:		2		2	
Overvotes:		0		0	
Unresolved write-in votes:		0		0	

Advisory Vote No. 32 Engrossed Substitute Senate Bill 5323

Choice	Party	Absentee Voting		Total	
Repealed		58	51.79%	58	51.79%
Maintained		54	48.21%	54	48.21%
Cast Votes:		112	100.00%	112	100.00%
Undervotes:		9		9	
Overvotes:		0		0	
Unresolved write-in votes:		0		0	

Advisory Vote No. 33 Substitute Senate Bill 5628

Choice	Party	Absentee Voting		Total	
Repealed		57	50.89%	57	50.89%
Maintained		55	49.11%	55	49.11%
Cast Votes:		112	100.00%	112	100.00%
Undervotes:		9		9	
Overvotes:		0		0	
Unresolved write-in votes:		0		0	

Advisory Vote No. 34 Engrossed Substitute Senate Bill 6492

Choice	Party	Absentee Voting		Total	
Repealed		58	52.73%	58	52.73%
Maintained		52	47.27%	52	47.27%
Cast Votes:		110	100.00%	110	100.00%
Undervotes:		11		11	
Overvotes:		0		0	
Unresolved write-in votes:		0		0	

Precinct Results Report

2020 General Election

Run Time 5:50 PM
Run Date 11/23/2020**San Juan County**

2020 General Election

11/3/2020

Page 138

Official ResultsRegistered Voters
13289 of 14642 = 90.76%Precincts Reporting
0 of 19 = 0.00%**33 Decatur & Outer Is**

121 of 133 registered voters = 90.98%

Advisory Vote No. 35 Engrossed Senate Bill 6690

Choice	Party	Absentee Voting		Total	
Repealed		51	45.54%	51	45.54%
Maintained		61	54.46%	61	54.46%
Cast Votes:		112	100.00%	112	100.00%
Undervotes:		9		9	
Overvotes:		0		0	
Unresolved write-in votes:		0		0	

Engrossed Senate Joint Resolution No. 8212

Choice	Party	Absentee Voting		Total	
Approved		65	56.03%	65	56.03%
Rejected		51	43.97%	51	43.97%
Cast Votes:		116	100.00%	116	100.00%
Undervotes:		5		5	
Overvotes:		0		0	
Unresolved write-in votes:		0		0	

President / Vice President of the United States - 4-year term - vote for one

Choice	Party	Absentee Voting		Total	
Joseph R. Biden / Kamala D. Harris		75	63.03%	75	63.03%
Donald J. Trump / Michael R. Pence		40	33.61%	40	33.61%
Jo Jorgensen / Jeremy "Spike" Cohen		3	2.52%	3	2.52%
Howie Hawkins / Angela Walker		1	0.84%	1	0.84%
Gloria La Riva / Sunil Freeman		0	0.00%	0	0.00%
Alyson Kennedy / Malcolm M. Jarrett		0	0.00%	0	0.00%
Cast Votes:		119	100.00%	119	100.00%
Undervotes:		2		2	
Overvotes:		0		0	
Unresolved write-in votes:		0		0	

Precinct Results Report

2020 General Election

Run Time 5:50 PM
Run Date 11/23/2020**San Juan County**

2020 General Election

11/3/2020

Page 139

Official Results**Registered Voters**
13289 of 14642 = 90.76%**Precincts Reporting**
0 of 19 = 0.00%**33 Decatur & Outer Is**

121 of 133 registered voters = 90.98%

Congressional District 2 U.S. Representative - 2-year term - vote for one

Choice	Party	Absentee Voting		Total	
Rick Larsen		72	61.02%	72	61.02%
Timothy S. Hazelo		46	38.98%	46	38.98%
Cast Votes:		118	100.00%	118	100.00%
Undervotes:		3		3	
Overvotes:		0		0	
Unresolved write-in votes:		0		0	

Governor - 4-year term - vote for one

Choice	Party	Absentee Voting		Total	
Jay Inslee		73	60.83%	73	60.83%
Loren Culp		47	39.17%	47	39.17%
Cast Votes:		120	100.00%	120	100.00%
Undervotes:		1		1	
Overvotes:		0		0	
Unresolved write-in votes:		0		0	

Lt. Governor - 4-year term - vote for one

Choice	Party	Absentee Voting		Total	
Denny Heck		42	51.85%	42	51.85%
Marko Liias		39	48.15%	39	48.15%
Cast Votes:		81	100.00%	81	100.00%
Undervotes:		19		19	
Overvotes:		0		0	
Unresolved write-in votes:		21		21	

Secretary of State - 4-year term - vote for one

Choice	Party	Absentee Voting		Total	
Kim Wyman		58	49.57%	58	49.57%
Gael Tarleton		59	50.43%	59	50.43%
Cast Votes:		117	100.00%	117	100.00%
Undervotes:		4		4	
Overvotes:		0		0	
Unresolved write-in votes:		0		0	

Precinct Results Report

2020 General Election

Run Time 5:50 PM
Run Date 11/23/2020**San Juan County**

2020 General Election

11/3/2020

Page 140

Official Results**Registered Voters**
13289 of 14642 = 90.76%**Precincts Reporting**
0 of 19 = 0.00%**33 Decatur & Outer Is**

121 of 133 registered voters = 90.98%

State Treasurer - 4-year term - vote for one

Choice	Party	Absentee Voting		Total	
Mike Pellicciotti		65	56.03%	65	56.03%
Duane A. Davidson		51	43.97%	51	43.97%
Cast Votes:		116	100.00%	116	100.00%
Undervotes:		5		5	
Overvotes:		0		0	
Unresolved write-in votes:		0		0	

State Auditor - 4-year term - vote for one

Choice	Party	Absentee Voting		Total	
Pat (Patrice) McCarthy		67	57.76%	67	57.76%
Chris Leyba		49	42.24%	49	42.24%
Cast Votes:		116	100.00%	116	100.00%
Undervotes:		5		5	
Overvotes:		0		0	
Unresolved write-in votes:		0		0	

Attorney General - 4-year term - vote for one

Choice	Party	Absentee Voting		Total	
Bob Ferguson		69	58.47%	69	58.47%
Matt Larkin		49	41.53%	49	41.53%
Cast Votes:		118	100.00%	118	100.00%
Undervotes:		3		3	
Overvotes:		0		0	
Unresolved write-in votes:		0		0	

Commissioner of Public Lands - 4-year term - vote for one

Choice	Party	Absentee Voting		Total	
Hilary Franz		71	61.21%	71	61.21%
Sue Kuehl Pederson		45	38.79%	45	38.79%
Cast Votes:		116	100.00%	116	100.00%
Undervotes:		5		5	
Overvotes:		0		0	
Unresolved write-in votes:		0		0	

Precinct Results Report

2020 General Election

Run Time 5:50 PM
Run Date 11/23/2020**San Juan County**

2020 General Election

11/3/2020

Page 141

Official ResultsRegistered Voters
13289 of 14642 = 90.76%Precincts Reporting
0 of 19 = 0.00%**33 Decatur & Outer Is**

121 of 133 registered voters = 90.98%

Superintendent of Public Instruction - 4-year term - vote for one

Choice	Party	Absentee Voting		Total	
Chris Reykdal		61	62.24%	61	62.24%
Maia Espinoza		37	37.76%	37	37.76%
Cast Votes:		98	100.00%	98	100.00%
Undervotes:		21		21	
Overvotes:		0		0	
Unresolved write-in votes:		2		2	

Insurance Commissioner - 4-year term - vote for one

Choice	Party	Absentee Voting		Total	
Mike Kreidler		77	66.38%	77	66.38%
Chirayu Avinash Patel		39	33.62%	39	33.62%
Cast Votes:		116	100.00%	116	100.00%
Undervotes:		5		5	
Overvotes:		0		0	
Unresolved write-in votes:		0		0	

State Senator - 4-year term - vote for one

Choice	Party	Absentee Voting		Total	
Elizabeth (Liz) Lovelett		70	59.83%	70	59.83%
Charles Carrell		47	40.17%	47	40.17%
Cast Votes:		117	100.00%	117	100.00%
Undervotes:		4		4	
Overvotes:		0		0	
Unresolved write-in votes:		0		0	

State Representative Position 1 - 2-year term - vote for one

Choice	Party	Absentee Voting		Total	
Debra Lekanoff		73	100.00%	73	100.00%
Cast Votes:		73	100.00%	73	100.00%
Undervotes:		36		36	
Overvotes:		0		0	
Unresolved write-in votes:		12		12	

Precinct Results Report

2020 General Election

Run Time 5:50 PM
Run Date 11/23/2020**San Juan County**

2020 General Election

11/3/2020

Page 142

Official ResultsRegistered Voters
13289 of 14642 = 90.76%Precincts Reporting
0 of 19 = 0.00%**33 Decatur & Outer Is**

121 of 133 registered voters = 90.98%

State Representative Position 2 - 2-year short & full term - vote for one

Choice	Party	Absentee Voting		Total	
Alex Ramel		70	60.87%	70	60.87%
Russ Dzialo		45	39.13%	45	39.13%
Cast Votes:		115	100.00%	115	100.00%
Undervotes:		6		6	
Overvotes:		0		0	
Unresolved write-in votes:		0		0	

San Juan County Council Residency District Commissioner 1 - 4-year term - vote for one

Choice	Party	Absentee Voting		Total	
Christine Minney		43	45.26%	43	45.26%
Ryan T. Palmateer		52	54.74%	52	54.74%
Cast Votes:		95	100.00%	95	100.00%
Undervotes:		24		24	
Overvotes:		0		0	
Unresolved write-in votes:		2		2	

San Juan County Council Residency District Commissioner 2 - 4-year term - vote for one

Choice	Party	Absentee Voting		Total	
Cindy Wolf		55	56.12%	55	56.12%
Rick Hughes		43	43.88%	43	43.88%
Cast Votes:		98	100.00%	98	100.00%
Undervotes:		21		21	
Overvotes:		0		0	
Unresolved write-in votes:		2		2	

Precinct Results Report

2020 General Election

Run Time 5:50 PM
Run Date 11/23/2020**San Juan County**

2020 General Election

11/3/2020

Page 143

Official ResultsRegistered Voters
13289 of 14642 = 90.76%Precincts Reporting
0 of 19 = 0.00%**33 Decatur & Outer Is**

121 of 133 registered voters = 90.98%

Council Residency District 3 Charter Review Commissioner - 1-year term - VOTE FOR THREE

Choice	Party	Absentee Voting		Total	
Jane Fuller		63	26.69%	63	26.69%
Megan Constable		20	8.47%	20	8.47%
Robert A. OConnell		49	20.76%	49	20.76%
Liz Lafferty		50	21.19%	50	21.19%
Julienne Battalia		23	9.75%	23	9.75%
Monico L. Mackinnon		31	13.14%	31	13.14%
Cast Votes:		236	100.00%	236	100.00%
Undervotes:		126		126	
Overvotes:		0		0	
Unresolved write-in votes:		1		1	

Supreme Court Justice Position 3 - 6-year short & full term - vote for one

Choice	Party	Absentee Voting		Total	
Dave Larson		28	29.79%	28	29.79%
Raquel Montoya-Lewis		66	70.21%	66	70.21%
Cast Votes:		94	100.00%	94	100.00%
Undervotes:		25		25	
Overvotes:		0		0	
Unresolved write-in votes:		2		2	

Supreme Court Justice Position 4 - 6-year term - vote for one

Choice	Party	Absentee Voting		Total	
Charles W. Johnson		77	100.00%	77	100.00%
Cast Votes:		77	100.00%	77	100.00%
Undervotes:		42		42	
Overvotes:		0		0	
Unresolved write-in votes:		2		2	

Precinct Results Report

2020 General Election

Run Time 5:50 PM
Run Date 11/23/2020**San Juan County**

2020 General Election

11/3/2020

Page 144

Official ResultsRegistered Voters
13289 of 14642 = 90.76%Precincts Reporting
0 of 19 = 0.00%**33 Decatur & Outer Is**

121 of 133 registered voters = 90.98%

Supreme Court Justice Position 6 - 2-year unexpired term - vote for one

Choice	Party	Absentee Voting		Total	
Richard S. Serns		23	25.56%	23	25.56%
G. Helen Whitener		67	74.44%	67	74.44%
Cast Votes:		90	100.00%	90	100.00%
Undervotes:		29		29	
Overvotes:		0		0	
Unresolved write-in votes:		2		2	

Supreme Court Justice Position 7 - 6-year term - vote for one

Choice	Party	Absentee Voting		Total	
Debra L. Stephens		71	100.00%	71	100.00%
Cast Votes:		71	100.00%	71	100.00%
Undervotes:		47		47	
Overvotes:		0		0	
Unresolved write-in votes:		3		3	

San Juan Superior Court Judge - 4-year term - vote for one

Choice	Party	Absentee Voting		Total	
Kathryn C. Loring		73	100.00%	73	100.00%
Cast Votes:		73	100.00%	73	100.00%
Undervotes:		44		44	
Overvotes:		0		0	
Unresolved write-in votes:		4		4	

Precinct Results Report

2020 General Election

Run Time 5:50 PM
Run Date 11/23/2020

San Juan County

2020 General Election

11/3/2020
Page 145

Official Results

Registered Voters
13289 of 14642 = 90.76%
Precincts Reporting
0 of 19 = 0.00%

41 Shaw

168 of 180 registered voters = 93.33%

Referendum Measure No. 90

Choice	Party	Absentee Voting		Total	
Approved		109	66.46%	109	66.46%
Rejected		55	33.54%	55	33.54%
Cast Votes:		164	100.00%	164	100.00%
Undervotes:		4		4	
Overvotes:		0		0	
Unresolved write-in votes:		0		0	

Advisory Vote No. 32 Engrossed Substitute Senate Bill 5323

Choice	Party	Absentee Voting		Total	
Repealed		68	42.50%	68	42.50%
Maintained		92	57.50%	92	57.50%
Cast Votes:		160	100.00%	160	100.00%
Undervotes:		8		8	
Overvotes:		0		0	
Unresolved write-in votes:		0		0	

Advisory Vote No. 33 Substitute Senate Bill 5628

Choice	Party	Absentee Voting		Total	
Repealed		73	46.20%	73	46.20%
Maintained		85	53.80%	85	53.80%
Cast Votes:		158	100.00%	158	100.00%
Undervotes:		10		10	
Overvotes:		0		0	
Unresolved write-in votes:		0		0	

Advisory Vote No. 34 Engrossed Substitute Senate Bill 6492

Choice	Party	Absentee Voting		Total	
Repealed		71	45.81%	71	45.81%
Maintained		84	54.19%	84	54.19%
Cast Votes:		155	100.00%	155	100.00%
Undervotes:		13		13	
Overvotes:		0		0	
Unresolved write-in votes:		0		0	

Precinct Results Report

2020 General Election

Run Time 5:50 PM
Run Date 11/23/2020**San Juan County**

2020 General Election

11/3/2020

Page 146

Official ResultsRegistered Voters
13289 of 14642 = 90.76%Precincts Reporting
0 of 19 = 0.00%**41 Shaw**

168 of 180 registered voters = 93.33%

Advisory Vote No. 35 Engrossed Senate Bill 6690

Choice	Party	Absentee Voting		Total	
Repealed		59	38.06%	59	38.06%
Maintained		96	61.94%	96	61.94%
Cast Votes:		155	100.00%	155	100.00%
Undervotes:		13		13	
Overvotes:		0		0	
Unresolved write-in votes:		0		0	

Engrossed Senate Joint Resolution No. 8212

Choice	Party	Absentee Voting		Total	
Approved		87	55.77%	87	55.77%
Rejected		69	44.23%	69	44.23%
Cast Votes:		156	100.00%	156	100.00%
Undervotes:		12		12	
Overvotes:		0		0	
Unresolved write-in votes:		0		0	

President / Vice President of the United States - 4-year term - vote for one

Choice	Party	Absentee Voting		Total	
Joseph R. Biden / Kamala D. Harris		126	75.00%	126	75.00%
Donald J. Trump / Michael R. Pence		40	23.81%	40	23.81%
Jo Jorgensen / Jeremy "Spike" Cohen		0	0.00%	0	0.00%
Howie Hawkins / Angela Walker		1	0.60%	1	0.60%
Gloria La Riva / Sunil Freeman		0	0.00%	0	0.00%
Alyson Kennedy / Malcolm M. Jarrett		1	0.60%	1	0.60%
Cast Votes:		168	100.00%	168	100.00%
Undervotes:		0		0	
Overvotes:		0		0	
Unresolved write-in votes:		0		0	

Precinct Results Report

2020 General Election

Run Time 5:50 PM
Run Date 11/23/2020**San Juan County**

2020 General Election

11/3/2020

Page 147

Official Results**Registered Voters**
13289 of 14642 = 90.76%**Precincts Reporting**
0 of 19 = 0.00%**41 Shaw**

168 of 180 registered voters = 93.33%

Congressional District 2 U.S. Representative - 2-year term - vote for one

Choice	Party	Absentee Voting		Total	
Rick Larsen		126	76.36%	126	76.36%
Timothy S. Hazelo		39	23.64%	39	23.64%
Cast Votes:		165	100.00%	165	100.00%
Undervotes:		2		2	
Overvotes:		0		0	
Unresolved write-in votes:		1		1	

Governor - 4-year term - vote for one

Choice	Party	Absentee Voting		Total	
Jay Inslee		126	75.90%	126	75.90%
Loren Culp		40	24.10%	40	24.10%
Cast Votes:		166	100.00%	166	100.00%
Undervotes:		2		2	
Overvotes:		0		0	
Unresolved write-in votes:		0		0	

Lt. Governor - 4-year term - vote for one

Choice	Party	Absentee Voting		Total	
Denny Heck		64	49.23%	64	49.23%
Marko Liias		66	50.77%	66	50.77%
Cast Votes:		130	100.00%	130	100.00%
Undervotes:		19		19	
Overvotes:		0		0	
Unresolved write-in votes:		19		19	

Secretary of State - 4-year term - vote for one

Choice	Party	Absentee Voting		Total	
Kim Wyman		58	35.80%	58	35.80%
Gael Tarleton		104	64.20%	104	64.20%
Cast Votes:		162	100.00%	162	100.00%
Undervotes:		6		6	
Overvotes:		0		0	
Unresolved write-in votes:		0		0	

Precinct Results Report

2020 General Election

Run Time 5:50 PM

Run Date 11/23/2020

San Juan County

2020 General Election

11/3/2020

Page 148

Official Results**Registered Voters**

13289 of 14642 = 90.76%

Precincts Reporting

0 of 19 = 0.00%

41 Shaw

168 of 180 registered voters = 93.33%

State Treasurer - 4-year term - vote for one

Choice	Party	Absentee Voting		Total	
Mike Pellicciotti		117	73.58%	117	73.58%
Duane A. Davidson		42	26.42%	42	26.42%
Cast Votes:		159	100.00%	159	100.00%
Undervotes:		8		8	
Overvotes:		0		0	
Unresolved write-in votes:		1		1	

State Auditor - 4-year term - vote for one

Choice	Party	Absentee Voting		Total	
Pat (Patrice) McCarthy		121	75.63%	121	75.63%
Chris Leyba		39	24.38%	39	24.38%
Cast Votes:		160	100.00%	160	100.00%
Undervotes:		8		8	
Overvotes:		0		0	
Unresolved write-in votes:		0		0	

Attorney General - 4-year term - vote for one

Choice	Party	Absentee Voting		Total	
Bob Ferguson		119	72.56%	119	72.56%
Matt Larkin		45	27.44%	45	27.44%
Cast Votes:		164	100.00%	164	100.00%
Undervotes:		4		4	
Overvotes:		0		0	
Unresolved write-in votes:		0		0	

Commissioner of Public Lands - 4-year term - vote for one

Choice	Party	Absentee Voting		Total	
Hilary Franz		122	75.31%	122	75.31%
Sue Kuehl Pederson		40	24.69%	40	24.69%
Cast Votes:		162	100.00%	162	100.00%
Undervotes:		5		5	
Overvotes:		0		0	
Unresolved write-in votes:		1		1	

Precinct Results Report

2020 General Election

Run Time 5:50 PM
Run Date 11/23/2020**San Juan County**

2020 General Election

11/3/2020

Page 149

Official Results**Registered Voters**
13289 of 14642 = 90.76%**Precincts Reporting**
0 of 19 = 0.00%**41 Shaw**

168 of 180 registered voters = 93.33%

Superintendent of Public Instruction - 4-year term - vote for one

Choice	Party	Absentee Voting		Total	
Chris Reykdal		94	63.95%	94	63.95%
Maia Espinoza		53	36.05%	53	36.05%
Cast Votes:		147	100.00%	147	100.00%
Undervotes:		19		19	
Overvotes:		0		0	
Unresolved write-in votes:		2		2	

Insurance Commissioner - 4-year term - vote for one

Choice	Party	Absentee Voting		Total	
Mike Kreidler		124	82.67%	124	82.67%
Chirayu Avinash Patel		26	17.33%	26	17.33%
Cast Votes:		150	100.00%	150	100.00%
Undervotes:		15		15	
Overvotes:		0		0	
Unresolved write-in votes:		3		3	

State Senator - 4-year term - vote for one

Choice	Party	Absentee Voting		Total	
Elizabeth (Liz) Lovelett		125	77.16%	125	77.16%
Charles Carrell		37	22.84%	37	22.84%
Cast Votes:		162	100.00%	162	100.00%
Undervotes:		6		6	
Overvotes:		0		0	
Unresolved write-in votes:		0		0	

State Representative Position 1 - 2-year term - vote for one

Choice	Party	Absentee Voting		Total	
Debra Lekanoff		127	100.00%	127	100.00%
Cast Votes:		127	100.00%	127	100.00%
Undervotes:		34		34	
Overvotes:		0		0	
Unresolved write-in votes:		7		7	

Precinct Results Report

2020 General Election

Run Time 5:50 PM
Run Date 11/23/2020**San Juan County**

2020 General Election

11/3/2020

Page 150

Official Results**Registered Voters**
13289 of 14642 = 90.76%**Precincts Reporting**
0 of 19 = 0.00%**41 Shaw**

168 of 180 registered voters = 93.33%

State Representative Position 2 - 2-year short & full term - vote for one

Choice	Party	Absentee Voting		Total	
Alex Ramel		123	76.40%	123	76.40%
Russ Dzialo		38	23.60%	38	23.60%
Cast Votes:		161	100.00%	161	100.00%
Undervotes:		6		6	
Overvotes:		0		0	
Unresolved write-in votes:		1		1	

San Juan County Council Residency District Commissioner 1 - 4-year term - vote for one

Choice	Party	Absentee Voting		Total	
Christine Minney		76	53.15%	76	53.15%
Ryan T. Palmateer		67	46.85%	67	46.85%
Cast Votes:		143	100.00%	143	100.00%
Undervotes:		24		24	
Overvotes:		0		0	
Unresolved write-in votes:		1		1	

San Juan County Council Residency District Commissioner 2 - 4-year term - vote for one

Choice	Party	Absentee Voting		Total	
Cindy Wolf		62	40.52%	62	40.52%
Rick Hughes		91	59.48%	91	59.48%
Cast Votes:		153	100.00%	153	100.00%
Undervotes:		15		15	
Overvotes:		0		0	
Unresolved write-in votes:		0		0	

Precinct Results Report

2020 General Election

Run Time 5:50 PM

Run Date 11/23/2020

San Juan County

2020 General Election

11/3/2020

Page 151

Official ResultsRegistered Voters
13289 of 14642 = 90.76%Precincts Reporting
0 of 19 = 0.00%**41 Shaw**

168 of 180 registered voters = 93.33%

Council Residency District 3 Charter Review Commissioner - 1-year term - VOTE FOR THREE

Choice	Party	Absentee Voting		Total	
Jane Fuller		95	26.54%	95	26.54%
Megan Constable		31	8.66%	31	8.66%
Robert A. OConnell		67	18.72%	67	18.72%
Liz Lafferty		81	22.63%	81	22.63%
Julienne Battalia		43	12.01%	43	12.01%
Monico L. Mackinnon		41	11.45%	41	11.45%
Cast Votes:		358	100.00%	358	100.00%
Undervotes:		141		141	
Overvotes:		1		1	
Unresolved write-in votes:		2		2	

Supreme Court Justice Position 3 - 6-year short & full term - vote for one

Choice	Party	Absentee Voting		Total	
Dave Larson		35	24.31%	35	24.31%
Raquel Montoya-Lewis		109	75.69%	109	75.69%
Cast Votes:		144	100.00%	144	100.00%
Undervotes:		24		24	
Overvotes:		0		0	
Unresolved write-in votes:		0		0	

Supreme Court Justice Position 4 - 6-year term - vote for one

Choice	Party	Absentee Voting		Total	
Charles W. Johnson		111	100.00%	111	100.00%
Cast Votes:		111	100.00%	111	100.00%
Undervotes:		56		56	
Overvotes:		0		0	
Unresolved write-in votes:		1		1	

Precinct Results Report

2020 General Election

Run Time 5:50 PM
Run Date 11/23/2020

San Juan County

2020 General Election

11/3/2020
Page 152

Official Results

Registered Voters
13289 of 14642 = 90.76%
Precincts Reporting
0 of 19 = 0.00%

41 Shaw

168 of 180 registered voters = 93.33%

Supreme Court Justice Position 6 - 2-year unexpired term - vote for one

Choice	Party	Absentee Voting		Total	
Richard S. Serns		27	19.42%	27	19.42%
G. Helen Whitener		112	80.58%	112	80.58%
Cast Votes:		139	100.00%	139	100.00%
Undervotes:		27		27	
Overvotes:		0		0	
Unresolved write-in votes:		2		2	

Supreme Court Justice Position 7 - 6-year term - vote for one

Choice	Party	Absentee Voting		Total	
Debra L. Stephens		103	100.00%	103	100.00%
Cast Votes:		103	100.00%	103	100.00%
Undervotes:		61		61	
Overvotes:		0		0	
Unresolved write-in votes:		4		4	

San Juan Superior Court Judge - 4-year term - vote for one

Choice	Party	Absentee Voting		Total	
Kathryn C. Loring		103	100.00%	103	100.00%
Cast Votes:		103	100.00%	103	100.00%
Undervotes:		61		61	
Overvotes:		0		0	
Unresolved write-in votes:		4		4	

*** End of report ***