

Oath of Authenticity

STATE OF WASHINGTON)
) ss.
COUNTY OF SAN JUAN)

I solemnly swear that the unofficial returns and supporting documentation of the April Special Election held on April 27, 2021, in San Juan County, State of Washington, are true and correct.



F. Milene Henley

F. Milene Henley, County Auditor

Subscribed and sworn before me this 7th day of May 2021

Christine Minney

Christine Minney, County Legislative Authority (witness)

Jonathan Cain

Jonathan Cain, County Chief Deputy Prosecuting Attorney (witness)

Certification of the Canvassing Board

STATE OF WASHINGTON)
) ss.
COUNTY OF SAN JUAN)

The undersigned officers designated by law as constituting the Canvassing Board for the County of San Juan, State of Washington, hereby certify that this is a full, true and correct copy of the Abstract of Votes including the cumulative results, precinct results, and reconciliation report of votes cast at the April Special Election held on April 27, 2021, in San Juan County, State of Washington, and that the following are the true and reconciled numbers of voters and votes counted.

Witness our hands and official seal this 7th day of May 2021



F. Milene Henley

F. Milene Henley, County Auditor

Christine Minney

Christine Minney, County Legislative Authority (witness)

Jonathan Cain

Jonathan Cain, County Chief Deputy Prosecuting Attorney (witness)

San Juan County

April Special - April 27, 2021

Canvass Board Meeting - canvassing vote-by-mail and challenged ballots - Certification

Friday, May 7, 2021

Canvass Board Members Present:

F. Milene Henley, SJC Auditor	Ballots issued:	12,124	
Christine Minney, SJC Councilmember	Registered voters:	12,005	
Jonathan Cain, SJC Chief Deputy Prosecuting Attorney	Ballots received:	5,699	47%

Challenged Envelopes

	Total to Canvass	Accepted	Rejected
No Signature received	20		
Cure forms received and processed	1		
Outstanding balance (letters sent to voters, no response)	19	0	19
Mismatch Signature	14		
Cure forms received and processed	2		
Outstanding balance (letters sent to voters, no response)	8	4	8
Late Return - Mail <i>- added 3</i>	15 12	0	12 15


Challenged Ballots

	Total to Canvass	Accepted	Rejected
Total Challenged Ballots	1	1	0

Total to Canvass 46

Informational Only

Wrong Precinct in Voter Registration	2
Cancelled Voter	1
Re-issue ballots	1

San Juan County Auditor Signature: 

San Juan County Canvass Board
Review of Late Ballots

San Juan County Canvass Board
April 27, 2021 Special Election

On May 6, 2021, the Canvass Board reviewed 12 envelopes with late postmarks.

_____ envelopes were accepted as timely and

12 envelopes were rejected as late by the Canvass Board.




F. Milene Henley, County Auditor (witness)

May 6, 2021



Christine Minney, County Council member (witness)

May 6, 2021



Randall Gaylord, County Prosecuting Attorney (witness)
JONATHAN CAIN, DPA FOR

May 6, 2021

Received in Batch 225



San Juan County Canvass Board
Review of Late Ballots

San Juan County Canvass Board
April 27, 2021 Special Election

On May 7, 2021, the Canvass Board reviewed 3 envelopes with late postmarks.

0 envelopes were accepted as timely and

3 envelopes were rejected as late by the Canvass Board.


F. Milene Henley, County Auditor (witness)

May 7, 2021


Christine Minney, County Councilmember (witness)

May 7, 2021


Jonathan Cain, County Chief Deputy Prosecuting Attorney (witness)

May 7, 2021

San Juan County Auditor

Reconciliation Form

General information

County name San Juan
 Election date 4/27/2021

Registered voters eligible to participate

Active registered voters 12,005
 Inactive registered voters 302

Category Reconciliation (detailed accounting of ballots)

	Issued (number of voters issued ballots)	Credited voters in VoteWA (envelopes containing ballots)	Ballots Accepted (Counted / Tabulated)	Ballots not counted		Discrepancy (If zero, category balances)
				Ballots forwarded to other counties	Ballots Rejected	
UOCAVA	308	23	21	N/A	2	0
Federal write-in	N/A	0	0	N/A	0	0
Provisional	0	0	0	0	0	0
DREs	0	0	0	N/A	0	0
All voters not reported in above categories	11,816	5,714	5,677	0	37	0
Total for all voter categories	12,124	5,737	5,698	0	39	0

Summary

Reconciliation

Overall Ballot Reconciliation	
Ballots Received	5,737
Ballots Accepted	5,698
Ballots Not Counted	39
Discrepancy	0

Voters credited to ballots counted

Credited voters in VoteWA	5,699
Credited envelopes without ballots	(1)
Voters not credited in VoteWA (examples: FWAB or ACP)	0
Total valid ballots	5,698
Discrepancy	0

Additional Information

Replacement Ballots

Requested	127
Issued	127
Returned	38
Counted	38
Rejected	0

Return method

Email	13
Fax	0
Deposited at staffed, unstaffed deposit sites and voting centers	2,794
Non-UOCAVA returned by Fax or Email	8

Generation method

VoteWA	37
Other online programs	0
PDF originating from county	0
Non-UOCAVA ballots issued electronically	40

AVU

Estimated number of paper ballots printed by AVU	0
--	---

Category discrepancy explanation

VoteWA discrepancy explanation

Credited envelope without ballot

Report prepared by: Camolyn Armstrong
 Contact number: (360) 370-7563

Date: April 7, 2021

Reconciliation Form

Data entry

General information

County name

San Juan

Election date

4/27/2021

Registered voters eligible to participate

Number of ACTIVE registered voters

12,005

Number of INACTIVE registered voters

302

Total registered voters eligible to participate

12,307

VoteWA

How many voters were credited in VoteWA?

5,699

How many envelopes without ballots were credited, including ballots of other elections?

1

How many valid voters were NOT credited in VoteWA (ACP, FWAB)?

Adjusted number of valid voters

5,698

Ballots issued

What was the total number of ballots issued?

12,124

Of the total number above, how many UOCAVA ballots were issued?

308

Of the total number above, how many provisional ballots were issued?

-

Of the total number above, how many DRE ballots were issued?

-

Voted ballots received

How many voted ballots (in total) did you receive?

5,737

Of the number above, how many UOCAVA ballots did you receive?

23

Of the number above, how many Federal write-in ballots did you receive?

-

Of the number above, how many provisional ballots did you receive?

-

Of the number above, how DRE ballots were cast?

-

Ballots Accepted

How many ballots (in total) were counted/tabulated?	5,698
Of the number above, how many UOCAVA ballots were counted/tabulated?	21
Of the number above, how many Federal Write-in ballots were counted/tabulated?	-
Of the number above, how many provisional ballots were counted/tabulated?	-
Of the number above, how many DRE ballots were counted/tabulated?	-

Ballots NOT Counted/Tabulated

Forwarded ballots	
Total ballots forwarded to other counties?	-
Of the total number above, how many of the forwarded ballots were provisional ballots?	-
Of the total number above, how many of the forwarded ballots were late transfer?	-
Rejected ballots	
Total ballots rejected	39
Of the total above, how many were rejected because of a missing signature?	19
Of the total above, how many were rejected because of the signature didn't match?	8
Of the total above, how many were rejected because of the ballot was Postmarked too late?	12
Of the total above, how many were rejected because they were returned electronically and no ha	-
Of the total above, how many were rejected other reasons?	-
Total UOCAVA ballots rejected	2
Of the total above, how many were rejected because of a missing signature?	1
Of the total above, how many were rejected because of the signature didn't match?	-
Of the total above, how many were rejected because of the ballot was Postmarked too late?	1
Of the total above, how many were rejected other reasons?	-
Total Federal Write-in Absentee ballots rejected	-
Of the total above, how many were rejected because of a missing signature?	-
Of the total above, how many were rejected because of the signature didn't match?	-
Of the total above, how many were rejected because of the ballot was Postmarked too late?	-
Of the total above, how many were rejected other reasons?	-
Total provisional ballots rejected	-
Of the total above, how many were rejected because of a missing signature?	-
Of the total above, how many were rejected because of the signature didn't match?	-
Of the total above, how many were rejected because of the ballot was Postmarked too late?	-
Of the total above, how many were rejected other reasons?	-
Total DRE ballots rejected	-

Additional Information

Replacement Ballots

How many replacement ballots were requested?	127
How many replacement ballots were issued?	127
How many replacement ballots were received?	38
How many replacement ballots were counted?	38
How many replacement ballots were rejected?	-

Ballot generation method

How many ballots were generated through VoteWA?	37
How many ballots were generated through other online programs?	-
How many ballots were generated through a PDF originating from the county?	-
How many non-UOCAVA ballots were issued by email, fax, or online program?	40

Ballots returned

In total, how many ballots were returned by E-mail?	13
In total, how many ballots were returned by fax?	-
How many non-UOCAVA ballots were returned by E-Mail or fax?	8
How many ballots were deposited at staffed or unstaffed deposit sites and voting centers?	2,794

AVU

Please provide an estimate of the number of paper ballots printed by AVU	-
--	---

Signature

Report prepared by

Date

Camolyn Armstrong

05/07/21

Contact number

(360) 370-7563

Completing this form fulfils the requirements in RCW 29A.60.235 and 2011 c 10 s 62

Rev 2.4 (08/13/2019)

Cumulative Results

2021 April Special Election

Run Time 5:09 PM
Run Date 05/06/2021**San Juan County**

2021 April Special

4/27/2021

Page 1

Official ResultsRegistered Voters
5698 of 12004 = 47.47%Precincts Reporting
0 of 18 = 0.00%**Town of Friday Harbor - Proposition No. 1 - Annexation of Town of Friday Harbor**

Precincts			Voters		
Counted	Total	Percent	Ballots	Registered	Percent
0	2	0.00%	778	1,863	41.76%

Choice	Party	Absentee Voting		Total	
Yes		565	75.03%	565	75.03%
No		188	24.97%	188	24.97%
Cast Votes:		753	100.00%	753	100.00%
Undervotes:		25		25	
Overvotes:		0		0	
Unresolved write-in votes:		0		0	

SJC Fire Protection District No. 3 - Proposition No. 1 - Annexation of Town of Friday Harbor

Precincts			Voters		
Counted	Total	Percent	Ballots	Registered	Percent
0	10	0.00%	2,610	5,233	49.88%

Choice	Party	Absentee Voting		Total	
Yes		2,169	86.52%	2,169	86.52%
No		338	13.48%	338	13.48%
Cast Votes:		2,507	100.00%	2,507	100.00%
Undervotes:		102		102	
Overvotes:		1		1	
Unresolved write-in votes:		0		0	

Cumulative Results

2021 April Special Election

Run Time 5:09 PM
Run Date 05/06/2021**San Juan County**

2021 April Special

4/27/2021

Page 2

Official Results**Registered Voters**
5698 of 12004 = 47.47%**Precincts Reporting**
0 of 18 = 0.00%**Orcas Island School District**

Precincts			Voters		
Counted	Total	Percent	Ballots	Registered	Percent
0	6	0.00%	2,310	4,908	47.07%

Choice	Party	Absentee Voting		Total	
Yes		1,608	69.73%	1,608	69.73%
No		698	30.27%	698	30.27%
Cast Votes:		2,306	100.00%	2,306	100.00%
Undervotes:		3		3	
Overvotes:		1		1	
Unresolved write-in votes:		0		0	

SJ Island Park & Recreation District

Precincts			Voters		
Counted	Total	Percent	Ballots	Registered	Percent
0	10	0.00%	3,354	7,013	47.83%

Choice	Party	Absentee Voting		Total	
Approved		2,670	79.99%	2,670	79.99%
Rejected		668	20.01%	668	20.01%
Cast Votes:		3,338	100.00%	3,338	100.00%
Undervotes:		16		16	
Overvotes:		0		0	
Unresolved write-in votes:		0		0	

*** End of report ***

Manual Count of Random Groups - Post Election Audit

Date of Election: April 27, 2021 Special Election

Measure to be counted: SJI Park & Recreation District Proposition No. 1 - Levy

Response	Batch						Manual Totals	Machine Totals
	196	201	200	199	190	197		
Approved	39	42	43	41	39	43	247	247
Rejected	11	12	7	8	10	6	54	54
Undevotes								
Overvotes								

Manual Audit matched machine count: Yes; No

If answer is NO, explain the reason(s): _____

Audit results certified by:

Elections Supervisor _____

Camolyn Armstrong

Date _____

4/28/21

Manual Count of Random Groups - Post Election Audit

Date of Election: April 27, 2021 Special Election

Batch 197

Measure to be counted: SJI Park & Recreation District Proposition No. 1 - Levy

Response	Count 1	Count 2		Manual Totals
Approved	43	43		
Rejected	6	6		
Undervotes	0	0		
Overvotes	0	0		

Audit results processed by:

Count Team 1:

Sign 1. S Buganski Date 4-28-2021

Sign 2. Pati Wickham Date 4/28/21

Count Team 2:

Sign 1. ABuganski Date 4.28.21

Sign 2. Kim Birne Date 4.28.21

Manual Count of Random Groups - Post Election Audit

Date of Election: April 27, 2021 Special Election

Batch 198

Measure to be counted: SJI Park & Recreation District Proposition No. 1 - Levy

Response	Count 1	Count 2		Manual Totals
Approved	39	39	[Hatched Area]	
Rejected	10	10		
Undervotes	0	0		
Overvotes	0	0		

Audit results processed by:

Count Team 1:

Sign 1. Abeganski Date 4-28-21

Sign 2. Kim Burns Date 4/28/21

Count Team 2:

Sign 1. Leel Begatt Date 4-28-2021

Sign 2. Patti Wickham Date 4/28/21

Manual Count of Random Groups - Post Election Audit

Date of Election: April 27, 2021 Special Election

Batch 199

Measure to be counted: SJI Park & Recreation District Proposition No. 1 - Levy

Response	Count 1	Count 2		Manual Totals
Approved	41	41		
Rejected	8	8		
Undervotes	0	0		
Overvotes	0	0		

Audit results processed by:

Count Team 1:

Sign 1. OBuganski Date 4-28-21

Sign 2. Kim Bunn Date 4/28/21

Count Team 2:

Sign 1. Lea Buganski Date 4-28-2021

Sign 2. Pats Wickham Date 4/28/21

Manual Count of Random Groups - Post Election Audit

Date of Election: April 27, 2021 Special Election

Batch 200

Measure to be counted: SJI Park & Recreation District Proposition No. 1 - Levy

Response	Count 1	Count 2		Manual Totals
Approved	43	43		
Rejected	7	7		
Undervotes	0	0		
Overvotes	0	0		

Audit results processed by:

Count Team 1:

Sign 1. Le D Bugarski Date 4-28-2021

Sign 2. Patti Wickham Date 4/28/21

Count Team 2:

Sign 1. Bugarski Date 4-28-21

Sign 2. Kim Burns Date 4-28-21

Manual Count of Random Groups - Post Election Audit

Date of Election: April 27, 2021 Special Election

Batch 201

Measure to be counted: SJI Park & Recreation District Proposition No. 1 - Levy

Response	Count 1	Count 2		Manual Totals
Approved	42	42		
Rejected	12	12		
Undervotes	0	0		
Overvotes	0	0		

Audit results processed by:

Count Team 1:

Sign 1. DBuganski Date 4-28-21

Sign 2. Kim Burns Date ~~4/28/21~~ 4/28/21

Count Team 2:

Sign 1. Led Bugank Date 4-28-2021

Sign 2. Pats Wickham Date 4/28/21

Manual Count of Random Groups - Post Election Audit

Date of Election: April 27, 2021 Special Election

Batch 196

Measure to be counted: SJI Park & Recreation District Proposition No. 1 - Levy

Response	Count 1	Count 2		Manual Totals
Approved	39	39		
Rejected	11	11		
Undervotes	0	0		
Overvotes	0	0		

Audit results processed by:

Count Team 1:

Sign 1. Leil Bergeson Date 4-28-2021

Sign 2. Patricia Wickham Date 4/28/21

Count Team 2:

Sign 1. Abigail Date 4-28-21

Sign 2. Kim Burns Date 4-28-21

Cumulative Results

2021 April Special Election

Run Time 8:06 PM
Run Date 04/27/2021**San Juan County**

2021 April Special

4/27/2021

Page 1

Unofficial ResultsRegistered Voters
4356 of 12004 = 36.29%Precincts Reporting
0 of 18 = 0.00%**Town of Friday Harbor - Proposition No. 1 - Annexation of Town of Friday Harbor**

Precincts			Voters		
Counted	Total	Percent	Ballots	Registered	Percent
0	2	0.00%	564	1,863	30.27%

Choice	Party	Absentee Voting		Total	
Yes		428	77.40%	428	77.40%
No		125	22.60%	125	22.60%
Cast Votes:		553	100.00%	553	100.00%
Undervotes:		11		11	
Overvotes:		0		0	
Unresolved write-in votes:		0		0	

*Below scan***SJC Fire Protection District No. 3 - Proposition No. 1 - Annexation of Town of Friday Harbor**

Precincts			Voters		
Counted	Total	Percent	Ballots	Registered	Percent
0	10	0.00%	1,971	5,233	37.66%

Choice	Party	Absentee Voting		Total	
Yes		1,654	87.10%	1,654	87.10%
No		245	12.90%	245	12.90%
Cast Votes:		1,899	100.00%	1,899	100.00%
Undervotes:		72		72	
Overvotes:		0		0	
Unresolved write-in votes:		0		0	

Cumulative Results

2021 April Special Election

Run Time 8:06 PM
Run Date 04/27/2021**San Juan County**

2021 April Special

4/27/2021

Page 2

Unofficial ResultsRegistered Voters
4356 of 12004 = 36.29%Precincts Reporting
0 of 18 = 0.00%**Orcas Island School District**

Precincts			Voters		
Counted	Total	Percent	Ballots	Registered	Percent
0	6	0.00%	1,821	4,908	37.10%

Choice	Party	Absentee Voting		Total	
Yes		1,240	68.17%	1,240	68.17%
No		579	31.83%	579	31.83%
Cast Votes:		1,819	100.00%	1,819	100.00%
Undervotes:		2		2	
Overvotes:		0		0	
Unresolved write-in votes:		0		0	

SJ Island Park & Recreation District

Precincts			Voters		
Counted	Total	Percent	Ballots	Registered	Percent
0	10	0.00%	2,507	7,013	35.75%

Choice	Party	Absentee Voting		Total	
Approved		1,990	79.76%	1,990	79.76%
Rejected		505	20.24%	505	20.24%
Cast Votes:		2,495	100.00%	2,495	100.00%
Undervotes:		12		12	
Overvotes:		0		0	
Unresolved write-in votes:		0		0	

*** End of report ***

Cumulative Results

2021 April Special Election

Run Time 12:54 PM
Run Date 04/28/2021**San Juan County**

2021 April Special

4/27/2021

Page 1

Unofficial Results**Registered Voters**

4657 of 12004 = 38.80%

Precincts Reporting

0 of 18 = 0.00%

Town of Friday Harbor - Proposition No. 1 - Annexation of Town of Friday Harbor

Precincts			Voters		
Counted	Total	Percent	Ballots	Registered	Percent
0	2	0.00%	647	1,863	34.73%

Choice	Party	Absentee Voting		Total	
Yes		481	76.35%	481	76.35%
No		149	23.65%	149	23.65%
Cast Votes:		630	100.00%	630	100.00%
Undervotes:		17		17	
Overvotes:		0		0	
Unresolved write-in votes:		0		0	

APW Scan

SJC Fire Protection District No. 3 - Proposition No. 1 - Annexation of Town of Friday Harbor

Precincts			Voters		
Counted	Total	Percent	Ballots	Registered	Percent
0	10	0.00%	2,189	5,233	41.83%

Choice	Party	Absentee Voting		Total	
Yes		1,830	86.85%	1,830	86.85%
No		277	13.15%	277	13.15%
Cast Votes:		2,107	100.00%	2,107	100.00%
Undervotes:		82		82	
Overvotes:		0		0	
Unresolved write-in votes:		0		0	

Cumulative Results

2021 April Special Election

Run Time 12:54 PM
Run Date 04/28/2021**San Juan County**

2021 April Special

4/27/2021

Page 2

Unofficial Results**Registered Voters**
4657 of 12004 = 38.80%**Precincts Reporting**
0 of 18 = 0.00%**Orcas Island School District**

Precincts			Voters		
Counted	Total	Percent	Ballots	Registered	Percent
0	6	0.00%	1,821	4,908	37.10%

Choice	Party	Absentee Voting		Total	
Yes		1,240	68.17%	1,240	68.17%
No		579	31.83%	579	31.83%
Cast Votes:		1,819	100.00%	1,819	100.00%
Undervotes:		2		2	
Overvotes:		0		0	
Unresolved write-in votes:		0		0	

SJ Island Park & Recreation District

Precincts			Voters		
Counted	Total	Percent	Ballots	Registered	Percent
0	10	0.00%	2,808	7,013	40.04%

Choice	Party	Absentee Voting		Total	
Approved		2,237	80.01%	2,237	80.01%
Rejected		559	19.99%	559	19.99%
Cast Votes:		2,796	100.00%	2,796	100.00%
Undervotes:		12		12	
Overvotes:		0		0	
Unresolved write-in votes:		0		0	

*** End of report ***

Precinct Results Report

2021 April Special Election

Run Time 8:23 AM

Run Date 05/07/2021

San Juan County

2021 April Special

4/27/2021

Page 1

Official Results**Registered Voters**

5698 of 12004 = 47.47%

Precincts Reporting

0 of 18 = 0.00%

101 Friday Harbor NW

422 of 1,073 registered voters = 39.33%

Proposition No. 1 - Annexation of Town of Friday Harbor into SJC Fire Protection District No. 3

Choice	Party	Absentee Voting		Total	
Yes		302	73.84%	302	73.84%
No		107	26.16%	107	26.16%
Cast Votes:		409	100.00%	409	100.00%
Undervotes:		13		13	
Overvotes:		0		0	
Unresolved write-in votes:		0		0	

Proposition No. 1 - Levy

Choice	Party	Absentee Voting		Total	
Approved		339	80.52%	339	80.52%
Rejected		82	19.48%	82	19.48%
Cast Votes:		421	100.00%	421	100.00%
Undervotes:		1		1	
Overvotes:		0		0	
Unresolved write-in votes:		0		0	

Precinct Results Report

2021 April Special Election

Run Time 8:23 AM

Run Date 05/07/2021

San Juan County

2021 April Special

4/27/2021

Page 2

Official Results**Registered Voters**

5698 of 12004 = 47.47%

Precincts Reporting

0 of 18 = 0.00%

102 Friday Harbor SE

356 of 790 registered voters = 45.06%

Proposition No. 1 - Annexation of Town of Friday Harbor into SJC Fire Protection District No. 3

Choice	Party	Absentee Voting		Total	
Yes		263	76.45%	263	76.45%
No		81	23.55%	81	23.55%
Cast Votes:		344	100.00%	344	100.00%
Undervotes:		12		12	
Overvotes:		0		0	
Unresolved write-in votes:		0		0	

Proposition No. 1 - Levy

Choice	Party	Absentee Voting		Total	
Approved		286	80.79%	286	80.79%
Rejected		68	19.21%	68	19.21%
Cast Votes:		354	100.00%	354	100.00%
Undervotes:		2		2	
Overvotes:		0		0	
Unresolved write-in votes:		0		0	

Precinct Results Report

2021 April Special Election

Run Time 8:23 AM

Run Date 05/07/2021

San Juan County

2021 April Special

4/27/2021

Page 3

Official Results**Registered Voters**

5698 of 12004 = 47.47%

Precincts Reporting

0 of 18 = 0.00%

11 San Juan SE

317 of 575 registered voters = 55.13%

Proposition No. 1 - Annexation of Town of Friday Harbor into SJC Fire Protection District No. 3

Choice	Party	Absentee Voting		Total	
Yes		261	85.02%	261	85.02%
No		46	14.98%	46	14.98%
Cast Votes:		307	100.00%	307	100.00%
Undervotes:		10		10	
Overvotes:		0		0	
Unresolved write-in votes:		0		0	

Proposition No. 1 - Levy

Choice	Party	Absentee Voting		Total	
Approved		256	81.53%	256	81.53%
Rejected		58	18.47%	58	18.47%
Cast Votes:		314	100.00%	314	100.00%
Undervotes:		3		3	
Overvotes:		0		0	
Unresolved write-in votes:		0		0	

Precinct Results Report

2021 April Special Election

Run Time 8:23 AM

Run Date 05/07/2021

San Juan County

2021 April Special

4/27/2021

Page 4

Official Results**Registered Voters**

5698 of 12004 = 47.47%

Precincts Reporting

0 of 18 = 0.00%

12 San Juan SW

442 of 848 registered voters = 52.12%

Proposition No. 1 - Annexation of Town of Friday Harbor into SJC Fire Protection District No. 3

Choice	Party	Absentee Voting		Total	
Yes		395	92.51%	395	92.51%
No		32	7.49%	32	7.49%
Cast Votes:		427	100.00%	427	100.00%
Undervotes:		14		14	
Overvotes:		1		1	
Unresolved write-in votes:		0		0	

Proposition No. 1 - Levy

Choice	Party	Absentee Voting		Total	
Approved		372	84.16%	372	84.16%
Rejected		70	15.84%	70	15.84%
Cast Votes:		442	100.00%	442	100.00%
Undervotes:		0		0	
Overvotes:		0		0	
Unresolved write-in votes:		0		0	

Precinct Results Report

2021 April Special Election

Run Time 8:23 AM

Run Date 05/07/2021

San Juan County

2021 April Special

4/27/2021

Page 5

Official Results**Registered Voters**

5698 of 12004 = 47.47%

Precincts Reporting

0 of 18 = 0.00%

13 San Juan CNTRL

467 of 1,010 registered voters = 46.24%

Proposition No. 1 - Annexation of Town of Friday Harbor into SJC Fire Protection District No. 3

Choice	Party	Absentee Voting		Total	
Yes		367	84.37%	367	84.37%
No		68	15.63%	68	15.63%
Cast Votes:		435	100.00%	435	100.00%
Undervotes:		32		32	
Overvotes:		0		0	
Unresolved write-in votes:		0		0	

Proposition No. 1 - Levy

Choice	Party	Absentee Voting		Total	
Approved		377	80.90%	377	80.90%
Rejected		89	19.10%	89	19.10%
Cast Votes:		466	100.00%	466	100.00%
Undervotes:		1		1	
Overvotes:		0		0	
Unresolved write-in votes:		0		0	

Precinct Results Report

2021 April Special Election

Run Time 8:23 AM

Run Date 05/07/2021

San Juan County

2021 April Special

4/27/2021

Page 6

Official Results**Registered Voters**

5698 of 12004 = 47.47%

Precincts Reporting

0 of 18 = 0.00%

14 San Juan West

448 of 924 registered voters = 48.48%

Proposition No. 1 - Annexation of Town of Friday Harbor into SJC Fire Protection District No. 3

Choice	Party	Absentee Voting		Total	
Yes		370	86.45%	370	86.45%
No		58	13.55%	58	13.55%
Cast Votes:		428	100.00%	428	100.00%
Undervotes:		20		20	
Overvotes:		0		0	
Unresolved write-in votes:		0		0	

Proposition No. 1 - Levy

Choice	Party	Absentee Voting		Total	
Approved		345	77.53%	345	77.53%
Rejected		100	22.47%	100	22.47%
Cast Votes:		445	100.00%	445	100.00%
Undervotes:		3		3	
Overvotes:		0		0	
Unresolved write-in votes:		0		0	

Precinct Results Report

2021 April Special Election

Run Time 8:23 AM
Run Date 05/07/2021**San Juan County**

2021 April Special

4/27/2021

Page 7

Official Results**Registered Voters**
5698 of 12004 = 47.47%**Precincts Reporting**
0 of 18 = 0.00%**15-A San Juan North**

323 of 647 registered voters = 49.92%

Proposition No. 1 - Annexation of Town of Friday Harbor into SJC Fire Protection District No. 3

Choice	Party	Absentee Voting		Total	
Yes		270	85.99%	270	85.99%
No		44	14.01%	44	14.01%
Cast Votes:		314	100.00%	314	100.00%
Undervotes:		9		9	
Overvotes:		0		0	
Unresolved write-in votes:		0		0	

Proposition No. 1 - Levy

Choice	Party	Absentee Voting		Total	
Approved		236	73.75%	236	73.75%
Rejected		84	26.25%	84	26.25%
Cast Votes:		320	100.00%	320	100.00%
Undervotes:		3		3	
Overvotes:		0		0	
Unresolved write-in votes:		0		0	

Precinct Results Report

2021 April Special Election

Run Time 8:23 AM
Run Date 05/07/2021**San Juan County**

2021 April Special

4/27/2021

Page 8

Official Results**Registered Voters**
5698 of 12004 = 47.47%**Precincts Reporting**
0 of 18 = 0.00%**15-B San Juan North**

7 of 16 registered voters = 43.75%

Proposition No. 1 - Annexation of Town of Friday Harbor into SJC Fire Protection District No. 3

Choice	Party	Absentee Voting		Total	
Yes		2	33.33%	2	33.33%
No		4	66.67%	4	66.67%
Cast Votes:		6	100.00%	6	100.00%
Undervotes:		1		1	
Overvotes:		0		0	
Unresolved write-in votes:		0		0	

Proposition No. 1 - Levy

Choice	Party	Absentee Voting		Total	
Approved		0	0.00%	0	0.00%
Rejected		7	100.00%	7	100.00%
Cast Votes:		7	100.00%	7	100.00%
Undervotes:		0		0	
Overvotes:		0		0	
Unresolved write-in votes:		0		0	

Precinct Results Report

2021 April Special Election

Run Time 8:23 AM

Run Date 05/07/2021

San Juan County

2021 April Special

4/27/2021

Page 9

Official Results

Registered Voters

5698 of 12004 = 47.47%

Precincts Reporting

0 of 18 = 0.00%

15 San Juan North

30 of 74 registered voters = 40.54%

Proposition No. 1 - Annexation of Town of Friday Harbor into SJC Fire Protection District No. 3

Choice	Party	Absentee Voting		Total	
Yes		24	80.00%	24	80.00%
No		6	20.00%	6	20.00%
	Cast Votes:	30	100.00%	30	100.00%
	Undervotes:	0		0	
	Overvotes:	0		0	
	Unresolved write-in votes:	0		0	

Precinct Results Report

2021 April Special Election

Run Time 8:23 AM

Run Date 05/07/2021

San Juan County

2021 April Special

4/27/2021

Page 10

Official Results**Registered Voters**

5698 of 12004 = 47.47%

Precincts Reporting

0 of 18 = 0.00%

16 San Juan East

369 of 739 registered voters = 49.93%

Proposition No. 1 - Annexation of Town of Friday Harbor into SJC Fire Protection District No. 3

Choice	Party	Absentee Voting		Total	
Yes		306	86.44%	306	86.44%
No		48	13.56%	48	13.56%
Cast Votes:		354	100.00%	354	100.00%
Undervotes:		15		15	
Overvotes:		0		0	
Unresolved write-in votes:		0		0	

Proposition No. 1 - Levy

Choice	Party	Absentee Voting		Total	
Approved		295	80.38%	295	80.38%
Rejected		72	19.62%	72	19.62%
Cast Votes:		367	100.00%	367	100.00%
Undervotes:		2		2	
Overvotes:		0		0	
Unresolved write-in votes:		0		0	

Precinct Results Report

2021 April Special Election

Run Time 8:23 AM

Run Date 05/07/2021

San Juan County

2021 April Special

4/27/2021

Page 11

Official Results**Registered Voters**

5698 of 12004 = 47.47%

Precincts Reporting

0 of 18 = 0.00%

17-A Turn Point

203 of 391 registered voters = 51.92%

Proposition No. 1 - Annexation of Town of Friday Harbor into SJC Fire Protection District No. 3

Choice	Party	Absentee Voting		Total	
Yes		170	84.16%	170	84.16%
No		32	15.84%	32	15.84%
Cast Votes:		202	100.00%	202	100.00%
Undervotes:		1		1	
Overvotes:		0		0	
Unresolved write-in votes:		0		0	

Proposition No. 1 - Levy

Choice	Party	Absentee Voting		Total	
Approved		164	81.19%	164	81.19%
Rejected		38	18.81%	38	18.81%
Cast Votes:		202	100.00%	202	100.00%
Undervotes:		1		1	
Overvotes:		0		0	
Unresolved write-in votes:		0		0	

Precinct Results Report

2021 April Special Election

Run Time 8:23 AM
Run Date 05/07/2021

San Juan County

2021 April Special

4/27/2021

Page 12

Official Results

Registered Voters
5698 of 12004 = 47.47%

Precincts Reporting
0 of 18 = 0.00%

17-B Turn Point

4 of 9 registered voters = 44.44%

Proposition No. 1 - Annexation of Town of Friday Harbor into SJC Fire Protection District No. 3

Choice	Party	Absentee Voting	Total
Yes		4 100.00%	4 100.00%
No		0 0.00%	0 0.00%
	Cast Votes:	4 100.00%	4 100.00%
	Undervotes:	0	0
	Overvotes:	0	0
	Unresolved write-in votes:	0	0

Precinct Results Report

2021 April Special Election

Run Time 8:23 AM

Run Date 05/07/2021

San Juan County

2021 April Special

4/27/2021

Page 13

Official Results**Registered Voters**

5698 of 12004 = 47.47%

Precincts Reporting

0 of 18 = 0.00%

21 Waldron & Outer Is

49 of 120 registered voters = 40.83%

Proposition No. 1 - Technology Capital Projects Levy

Choice	Party	Absentee Voting		Total	
Yes		43	87.76%	43	87.76%
No		6	12.24%	6	12.24%
Cast Votes:		49	100.00%	49	100.00%
Undervotes:		0		0	
Overvotes:		0		0	
Unresolved write-in votes:		0		0	

Precinct Results Report

2021 April Special Election

Run Time 8:23 AM

Run Date 05/07/2021

San Juan County

2021 April Special

4/27/2021

Page 14

Official Results

Registered Voters

5698 of 12004 = 47.47%

Precincts Reporting

0 of 18 = 0.00%

22 Orcas West

537 of 1,159 registered voters = 46.33%

Proposition No. 1 - Technology Capital Projects Levy

Choice	Party	Absentee Voting		Total	
Yes		373	69.59%	373	69.59%
No		163	30.41%	163	30.41%
Cast Votes:		536	100.00%	536	100.00%
Undervotes:		1		1	
Overvotes:		0		0	
Unresolved write-in votes:		0		0	

Precinct Results Report

2021 April Special Election

Run Time 8:23 AM
Run Date 05/07/2021

San Juan County

2021 April Special

4/27/2021

Page 15

Official Results

Registered Voters
5698 of 12004 = 47.47%

Precincts Reporting
0 of 18 = 0.00%

23 Orcas Central

566 of 1,134 registered voters = 49.91%

Proposition No. 1 - Technology Capital Projects Levy

Choice	Party	Absentee Voting		Total	
Yes		382	67.49%	382	67.49%
No		184	32.51%	184	32.51%
Cast Votes:		566	100.00%	566	100.00%
Undervotes:		0		0	
Overvotes:		0		0	
Unresolved write-in votes:		0		0	

Precinct Results Report

2021 April Special Election

Run Time 8:23 AM

Run Date 05/07/2021

San Juan County

2021 April Special

4/27/2021

Page 16

Official Results**Registered Voters**

5698 of 12004 = 47.47%

Precincts Reporting

0 of 18 = 0.00%

24 Eastsound

614 of 1,416 registered voters = 43.36%

Proposition No. 1 - Technology Capital Projects Levy

Choice	Party	Absentee Voting		Total	
Yes		423	69.12%	423	69.12%
No		189	30.88%	189	30.88%
Cast Votes:		612	100.00%	612	100.00%
Undervotes:		1		1	
Overvotes:		1		1	
Unresolved write-in votes:		0		0	

Precinct Results Report

2021 April Special Election

Run Time 8:23 AM
Run Date 05/07/2021**San Juan County**

2021 April Special

4/27/2021

Page 17

Official ResultsRegistered Voters
5698 of 12004 = 47.47%Precincts Reporting
0 of 18 = 0.00%**25 Orcas East**

518 of 1,015 registered voters = 51.03%

Proposition No. 1 - Technology Capital Projects Levy

Choice	Party	Absentee Voting		Total	
Yes		369	71.37%	369	71.37%
No		148	28.63%	148	28.63%
	Cast Votes:	517	100.00%	517	100.00%
	Undervotes:	1		1	
	Overvotes:	0		0	
	Unresolved write-in votes:	0		0	

Precinct Results Report

2021 April Special Election

Run Time 8:23 AM

Run Date 05/07/2021

San Juan County

2021 April Special

4/27/2021

Page 18

Official Results

Registered Voters

5698 of 12004 = 47.47%

Precincts Reporting

0 of 18 = 0.00%

26 Blakely & Outer Is

26 of 64 registered voters = 40.63%

Proposition No. 1 - Technology Capital Projects Levy

Choice	Party	Absentee Voting		Total	
Yes		18	69.23%	18	69.23%
No		8	30.77%	8	30.77%
Cast Votes:		26	100.00%	26	100.00%
Undervotes:		0		0	
Overvotes:		0		0	
Unresolved write-in votes:		0		0	

*** End of report ***