

Oath of Authenticity

STATE OF WASHINGTON)
) ss.
COUNTY OF SAN JUAN)


I solemnly swear that the unofficial returns and supporting documentation of the August Primary Election held on August 3, 2021, in San Juan County, State of Washington, are true and correct.






F. Milene Henley, County Auditor

Subscribed and sworn before me this 17th day of August 2021



Jamie Stephens, County Legislative Authority (witness)



Jonathan Cain, Chief Deputy Prosecuting Attorney (witness)


Certification of the Canvassing Board

STATE OF WASHINGTON)
) ss.
COUNTY OF SAN JUAN)


The undersigned officers designated by law as constituting the Canvassing Board for the County of San Juan, State of Washington, hereby certify that this is a full, true, and correct copy of the Abstract of Votes including the cumulative results, precinct results, and reconciliation report of votes cast at the August Primary Election held on August 3, 2021, in San Juan County, State of Washington, and that the following are the true and reconciled numbers of voters and votes counted.

Witness our hands and official seal this 17th day of August 2021






F. Milene Henley, County Auditor



Jamie Stephens, County Legislative Authority (witness)



Jonathan Cain, Chief Deputy Prosecuting Attorney (witness)

San Juan County Auditor

Reconciliation Form

General information

County name	San Juan	Registered voters eligible to participate	
Election date	8/3/2021	Active registered voters	4,295
		Inactive registered voters	231

Category Reconciliation (detailed accounting of ballots)

	Issued (number of voters issued ballots)	Credited voters in VoteWA (envelopes containing ballots)	Ballots Accepted (Counted / Tabulated)	Ballots not counted		Discrepancy (If zero, category balances)
				Ballots forwarded to other counties	Ballots Rejected	
UOCAVA	115	8	8	N/A	0	0
Federal write-in	N/A	0	0	N/A	0	0
Provisional	0	0	0	0	0	0
DREs	0	0	0	N/A	0	0
All voters not reported in above categories	4,220	2,160	2,135	0	25	0
Total for all voter categories	4,335	2,168	2,143	0	25	0

Summary

Reconciliation

Overall Ballot Reconciliation

Ballots Received	2,168
Ballots Accepted	2,143
Ballots Not Counted	25
Discrepancy	0

Voters credited to ballots counted

Credited voters in VoteWA	2,146
Credited envelopes without ballots	(3)
Voters not credited in VoteWA (examples: FWAB or ACP)	0
Total valid ballots	2,143
Discrepancy	0

Additional Information

Replacement Ballots

Requested	80
Issued	80
Returned	40
Counted	40
Rejected	0

Return method

Email	4
Fax	0
Deposited at staffed, unstaffed deposit sites and voting centers	1,204
Non-UOCAVA returned by Fax or Email	4

Generation method

VoteWA	14
Other online programs	0
PDF originating from county	0
Non-UOCAVA ballots issued electronically	14

AVU

Estimated number of paper ballots printed by AVU	0
--	---

Category discrepancy explanation

VoteWA discrepancy explanation

Report prepared by: Camolyn Armstrong



Date: August 17, 2021

Contact number: (360) 370-7563

Reconciliation Form

Data entry

General information

County name	San Juan
Election date	8/3/2021

Registered voters eligible to participate

Number of ACTIVE registered voters	4,295
Number of INACTIVE registered voters	231
Total registered voters eligible to participate	4,526

VoteWA

How many voters were credited in VoteWA?	2,146
How many envelopes without ballots were credited, including ballots of other elections?	3
How many valid voters were NOT credited in VoteWA (ACP, FWAB)?	
Adjusted number of valid voters	2,143

Ballots issued

What was the total number of ballots issued?	4,335
Of the total number above, how many UOCAVA ballots were issued?	115
Of the total number above, how many provisional ballots were issued?	-
Of the total number above, how many DRE ballots were issued?	-

Voted ballots received

How many voted ballots (in total) did you receive?	2,168
Of the number above, how many UOCAVA ballots did you receive?	8
Of the number above, how many Federal write-in ballots did you receive?	-
Of the number above, how many provisional ballots did you receive?	-
Of the number above, how DRE ballots were cast?	-

Ballots Accepted

How many ballots (in total) were counted/tabulated?	2,143
Of the number above, how many UOCAVA ballots were counted/tabulated?	8

Of the number above, how many Federal Write-in ballots were counted/tabulated?

-

Of the number above, how many provisional ballots were counted/tabulated?

-

Of the number above, how many DRE ballots were counted/tabulated?

-

Ballots NOT Counted/Tabulated

Forwarded ballots

Total ballots forwarded to other counties?

-

Of the total number above, how many of the forwarded ballots were provisional ballots?

-

Of the total number above, how many of the forwarded ballots were late transfer?

-

Rejected ballots

Total ballots rejected

25

Of the total above, how many were rejected because of a missing signature?

-

Of the total above, how many were rejected because of the signature didn't match?

8

Of the total above, how many were rejected because of the ballot was Postmarked too late?

17

Of the total above, how many were rejected because they were returned electronically and no hard copy?

-

Of the total above, how many were rejected other reasons?

-

Total UOCAVA ballots rejected

-

Of the total above, how many were rejected because of a missing signature?

-

Of the total above, how many were rejected because of the signature didn't match?

-

Of the total above, how many were rejected because of the ballot was Postmarked too late?

-

Of the total above, how many were rejected other reasons?

-

Total Federal Write-in Absentee ballots rejected

-

Of the total above, how many were rejected because of a missing signature?

-

Of the total above, how many were rejected because of the signature didn't match?

-

Of the total above, how many were rejected because of the ballot was Postmarked too late?

-

Of the total above, how many were rejected other reasons?

-

Total provisional ballots rejected

-

Of the total above, how many were rejected because of a missing signature?

-

Of the total above, how many were rejected because of the signature didn't match?

-

Of the total above, how many were rejected because of the ballot was Postmarked too late?

-

Of the total above, how many were rejected other reasons?

-

Total DRE ballots rejected

-

Additional Information

Replacement Ballots

How many replacement ballots were requested?

80

How many replacement ballots were issued?

80

How many replacement ballots were received?	40
How many replacement ballots were counted?	40
How many replacement ballots were rejected?	-

Ballot generation method

How many ballots were generated through VoteWA?	14
How many ballots were generated through other online programs?	-
How many ballots were generated through a PDF originating from the county?	-
How many non-UOCAVA ballots were issued by email, fax, or online program?	14

Ballots returned

In total, how many ballots were returned by E-mail?	4
In total, how many ballots were returned by fax?	-
How many non-UOCAVA ballots were returned by E-Mail or fax?	4
How many ballots were deposited at staffed or unstaffed deposit sites and voting centers?	1,204

AVU

Please provide an estimate of the number of paper ballots printed by AVU	-
--	---

Signature

Report prepared by

Camolyn Armstrong



Date

08/17/21

Contact number

(360) 370-7563

Completing this form fulfils the requirements in RCW 29A.60.235 and 2011 c 10 s 62

Rev 2.4 (08/13/2019)

San Juan County

Primary Election - August 3, 2021

Canvass Board Meeting - canvassing vote-by-mail and challenged ballots - Certification

Tuesday, August 17, 2021


Canvass Board Members Present:

F. Milene Henley, SJC Auditor	Ballots issued:	4,335	
Jamie Stephens, SJC Councilmember	Registered voters:	4,295	
Jonathan Cain – SJC Chief Deputy Prosecuting Attorney	Ballots received:	2,171	51%

Challenged Envelopes	Total to Canvass	Accepted	Rejected
No Signature received	2	2	0
Cure forms received and processed			
Outstanding balance (letters sent to voters, no response)			
Mismatch Signature	10	2	8
Cure forms received and processed			
Outstanding balance (letters sent to voters, no response)			
Late Return - Mail	17	0	17
Challenged Ballots	Total to Canvass	Accepted	Rejected
Total Challenged Ballots	1	1	0
	Total to Canvass	30	Total Rejected
			25

Informational Only

Moved out of election	3
Re-issue / Replacement ballots	1
Deceased Voter	1

San Juan County Auditor Signature: 

San Juan County

Primary Election - August 3, 2021

Canvass Board Meeting - canvassing vote-by-mail and challenged ballots - Review

Monday, August 16, 2021

Canvass Board Members Present:

F. Milene Henley, SJC Auditor

Jamie Stephens, SJC Councilmember

Jonathan Cain – SJC Chief Deputy Prosecuting Attorney

Ballots issued: 4,334

Registered voters: 4,295

Ballots received: 2,142 50%

Challenged Envelopes

Total to Canvass

Accepted

Rejected

No Signature received

2

0	2
---	---

Cure forms received and processed

Outstanding balance (letters sent to voters, no response)

Mismatch Signature

10

2	8
---	---

Cure forms received and processed

Outstanding balance (letters sent to voters, no response)

Late Return - Mail

17

0	17
---	----

Challenged Ballots

Total to Canvass

Accepted

Rejected

Total Challenged Ballots

1

1	0
---	---

Total to Canvass

30

Informational Only

Moved out of election

3

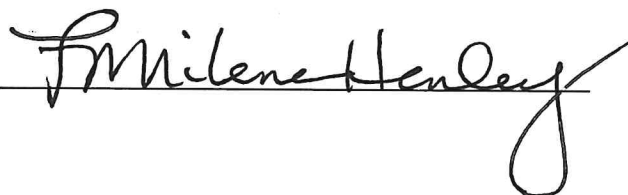
Re-issue / Replacement ballots

1

Deceased Voter

1

San Juan County Auditor Signature:




San Juan County Canvass Board
Review of Late Mailed Ballots

San Juan County Canvass Board
August 3, 2021 Primary Election

On August 16, 2021, the Canvass Board reviewed 17 envelopes with late postmarks.

0 envelopes were accepted as timely and

17 envelopes were rejected as late by the Canvass Board.



F. Milene Henley, Auditor (witness)

August 16, 2021



Jamie Stephens, Councilmember (witness)

August 16, 2021



Jonathan Cain, Chief Deputy Prosecuting Attorney (witness)

August 16, 2021

Cumulative Results Report

2021 Primary Election

Run Time 4:57 PM
Run Date 08/16/2021

San Juan County

2021 Primary Election

8/3/2021

Page 1

Official Results

Registered Voters
2143 of 4295 = 49.90%

Precincts Reporting
0 of 5 = 0.00%

Town of Friday Harbor Mayor - 4-year term - vote for one

Precincts			Voters		
Counted	Total	Percent	Ballots	Registered	Percent
0	2	0.00%	785	1,825	43.01%

Choice	Party	Absentee Voting		Total	
Farhad Ghatan		235	30.32%	235	30.32%
Ray Jackson		466	60.13%	466	60.13%
Philip Carvalho		74	9.55%	74	9.55%
Cast Votes:		775	100.00%	775	100.00%
Undervotes:		0		0	
Overvotes:		0		0	
Unresolved write-in votes:		10		10	

Lopez Island School Dist. No. 144 Capital Projects Levy

Precincts			Voters		
Counted	Total	Percent	Ballots	Registered	Percent
0	3	0.00%	1,358	2,470	54.98%

Choice	Party	Absentee Voting		Total	
Yes		992	73.16%	992	73.16%
No		364	26.84%	364	26.84%
Cast Votes:		1,356	100.00%	1,356	100.00%
Undervotes:		2		2	
Overvotes:		0		0	
Unresolved write-in votes:		0		0	

SJC Fire Protection Dist. No. 4 Emergency Medical Services Property Tax Levy

Precincts			Voters		
Counted	Total	Percent	Ballots	Registered	Percent
0	2	0.00%	1,298	2,335	55.59%

Choice	Party	Absentee Voting		Total	
Yes		1,046	80.65%	1,046	80.65%
No		251	19.35%	251	19.35%
Cast Votes:		1,297	100.00%	1,297	100.00%
Undervotes:		1		1	
Overvotes:		0		0	
Unresolved write-in votes:		0		0	

Precinct Results Report

2021 Primary Election

Run Time 4:58 PM

Run Date 08/16/2021

San Juan County

2021 Primary Election

8/3/2021

Page 1

Official Results

Registered Voters

2143 of 4295 = 49.90%

Precincts Reporting

0 of 5 = 0.00%

101 Friday Harbor NW

433 of 1,046 registered voters = 41.40%

Town of Friday Harbor Mayor - 4-year term - vote for one

Choice	Party	Absentee Voting		Total	
Farhad Ghatan		127	29.67%	127	29.67%
Ray Jackson		253	59.11%	253	59.11%
Philip Carvalho		48	11.21%	48	11.21%
Cast Votes:		428	100.00%	428	100.00%
Undervotes:		0		0	
Overvotes:		0		0	
Unresolved write-in votes:		5		5	

Precinct Results Report

2021 Primary Election

Run Time 4:58 PM
Run Date 08/16/2021

San Juan County

2021 Primary Election

8/3/2021

Page 2

Official Results

Registered Voters
2143 of 4295 = 49.90%

Precincts Reporting
0 of 5 = 0.00%

102 Friday Harbor SE

352 of 779 registered voters = 45.19%

Town of Friday Harbor Mayor - 4-year term - vote for one

Choice	Party	Absentee Voting		Total	
Farhad Ghatan		108	31.12%	108	31.12%
Ray Jackson		213	61.38%	213	61.38%
Philip Carvalho		26	7.49%	26	7.49%
Cast Votes:		347	100.00%	347	100.00%
Undervotes:		0		0	
Overvotes:		0		0	
Unresolved write-in votes:		5		5	

Precinct Results Report

2021 Primary Election

Run Time 4:58 PM

Run Date 08/16/2021

San Juan County

2021 Primary Election

8/3/2021

Page 3

Official Results**Registered Voters**
2143 of 4295 = 49.90%**Precincts Reporting**
0 of 5 = 0.00%**31 Lopez North**

746 of 1,338 registered voters = 55.75%

Lopez Island School Dist. No. 144 Capital Projects Levy

Choice	Party	Absentee Voting		Total	
Yes		541	72.72%	541	72.72%
No		203	27.28%	203	27.28%
Cast Votes:		744	100.00%	744	100.00%
Undervotes:		2		2	
Overvotes:		0		0	
Unresolved write-in votes:		0		0	

SJC Fire Protection Dist. No. 4 Emergency Medical Services Property Tax Levy

Choice	Party	Absentee Voting		Total	
Yes		614	82.42%	614	82.42%
No		131	17.58%	131	17.58%
Cast Votes:		745	100.00%	745	100.00%
Undervotes:		1		1	
Overvotes:		0		0	
Unresolved write-in votes:		0		0	

Precinct Results Report

2021 Primary Election

Run Time 4:58 PM

Run Date 08/16/2021

San Juan County

2021 Primary Election

8/3/2021

Page 4

Official ResultsRegistered Voters
2143 of 4295 = 49.90%Precincts Reporting
0 of 5 = 0.00%**32 Lopez South**

552 of 997 registered voters = 55.37%

Lopez Island School Dist. No. 144 Capital Projects Levy

Choice	Party	Absentee Voting		Total	
Yes		415	75.18%	415	75.18%
No		137	24.82%	137	24.82%
Cast Votes:		552	100.00%	552	100.00%
Undervotes:		0		0	
Overvotes:		0		0	
Unresolved write-in votes:		0		0	

SJC Fire Protection Dist. No. 4 Emergency Medical Services Property Tax Levy

Choice	Party	Absentee Voting		Total	
Yes		432	78.26%	432	78.26%
No		120	21.74%	120	21.74%
Cast Votes:		552	100.00%	552	100.00%
Undervotes:		0		0	
Overvotes:		0		0	
Unresolved write-in votes:		0		0	

Precinct Results Report

2021 Primary Election

Run Time 4:58 PM
Run Date 08/16/2021

San Juan County

2021 Primary Election

8/3/2021

Page 5

Official Results

Registered Voters
2143 of 4295 = 49.90%

Precincts Reporting
0 of 5 = 0.00%

33 Decatur & Outer Is

60 of 135 registered voters = 44.44%

Lopez Island School Dist. No. 144 Capital Projects Levy

Choice	Party	Absentee Voting		Total	
Yes		36	60.00%	36	60.00%
No		24	40.00%	24	40.00%
Cast Votes:		60	100.00%	60	100.00%
Undervotes:		0		0	
Overvotes:		0		0	
Unresolved write-in votes:		0		0	

*** End of report ***

Manual Count of Random Groups - Post Election Audit

Date of Election: August 2, 2021 Primary Election

Batch 120

Measure to be counted: SJC Fire Protection Dist. No. 4 - Tax Levy

Response	Count Team 1		Count Team 2		Manual Totals
	Yes	No	Yes	No	
Overvotes	0	0	0	0	0
Undervotes	0	0	0	0	0
Yes	29	9	29	9	29
No	9	9	9	9	9

Audit results processed by:

Count Team 1:

Sign 1. Gregory Estep
 Date 8/11/21

Sign 2. Ben D/ler
 Date 8/11/21

Count Team 2:

Sign 1. Dr. Kim
 Date 8/11/21

Sign 2. Judy Lee
 Date 8-11-21

Manual Count of Random Groups - Post Election Audit

Date of Election: August 2, 2021 Primary Election Batch 129

Measure to be counted: SJC Fire Protection Dist. No. 4 - Tax Levy

Response	Count Team 1		Count Team 2		Manual Totals
	Yes	No	Yes	No	
Overvotes	0	0	0	0	0
Undervotes	0	0	0	0	0
No	19	7	19	7	19
Yes	19	7	19	7	19

Audit results processed by:

Count Team 1:

Sign 1. George E. Johnson

Date 8/4/21

Count Team 2:

Sign 2. Bob Johnson

Date 8/4/21

Count Team 1:

Sign 1. Dr. M. ...

Date 8/4/21

Count Team 2:

Sign 2. Judy ...

Date 8-4-21

Manual Count of Random Groups - Post Election Audit

Date of Election: August 2, 2021 Primary Election

Batch 128

Measure to be counted: SJC Fire Protection Dist. No. 4 - Tax Levy

Audit results processed by:

Count Team 2:

Sign 1. *[Signature]*

Date: 8-4-21

Sign 2. *[Signature]*

Date: 8/14/21

Count Team 1:

Sign 1. *[Signature]*

Date: 8/14/21

Sign 2. *[Signature]*

Date: 8/14/21

Response	Count Team 1		Count Team 2		Manual Totals
	Yes	No	Yes	No	
Overvotes	0	0	0	0	0
Undervotes	0	0	0	0	0
Yes	36	13	36	13	36
No	13	0	13	0	13

Manual Count of Random Groups - Post Election Audit

Date of Election: August 2, 2021 Primary Election
 Measure to be counted: SJC Fire Protection Dist. No. 4 - Tax Levy

Batch 122

Response	Count Team 1		Count Team 2		Manual Totals
	Yes	No	Yes	No	
Overvotes	0	0	N/A	0	0
Undervotes	0	0	N/A	0	0

Audit results processed by:

Count Team 1: Sign 1. D.M. Kwan Date 8/11/2021

Count Team 2: Sign 2. Judy & Jean Date 8/11/2021

Count Team 1: Sign 1. Deann Estevan Date 8/11/21

Count Team 2: Sign 2. [Signature] Date 8/11/21

Manual Count of Random Groups - Post Election Audit

Date of Election: August 2, 2021 Primary Election

Batch 125e

Measure to be counted: SJC Fire Protection Dist. No. 4 - Tax Levy

Response	Count Team 1		Count Team 2		Manual Totals
	Yes	No	Yes	No	
Overvotes	1	0	1	0	1
Undervotes	0	0	0	0	0
Yes	41	41	41	41	41
No	7	7	7	7	7

Audit results processed by:

Count Team 1:

Sign 1. Donna

Date 8/4/2021

Count Team 2:

Sign 1. Deanna Johnson

Date 8/4/21

Sign 2:

Donna

Date 8/4/21

Cumulative Results Report

2021 Primary Election

Run Time 1:00 PM
Run Date 08/04/2021

San Juan County

2021 Primary Election

8/3/2021

Page 1

Official Results

Registered Voters
1327 of 4295 = 30.90%

Precincts Reporting
0 of 5 = 0.00%

Town of Friday Harbor Mayor - 4-year term - vote for one

Precincts			Voters		
Counted	Total	Percent	Ballots	Registered	Percent
0	2	0.00%	567	1,825	31.07%

Before PEA.

Choice	Party	Absentee Voting		Total	
Farhad Ghatan		173	31.00%	173	31.00%
Ray Jackson		334	59.86%	334	59.86%
Philip Carvalho		51	9.14%	51	9.14%
Cast Votes:		558	100.00%	558	100.00%
Undervotes:		0		0	
Overvotes:		0		0	
Unresolved write-in votes:		9		9	

Lopez Island School Dist. No. 144 Capital Projects Levy

Precincts			Voters		
Counted	Total	Percent	Ballots	Registered	Percent
0	3	0.00%	760	2,470	30.77%

Choice	Party	Absentee Voting		Total	
Yes		563	74.18%	563	74.18%
No		196	25.82%	196	25.82%
Cast Votes:		759	100.00%	759	100.00%
Undervotes:		1		1	
Overvotes:		0		0	
Unresolved write-in votes:		0		0	

SJC Fire Protection Dist. No. 4 Emergency Medical Services Property Tax Levy

Precincts			Voters		
Counted	Total	Percent	Ballots	Registered	Percent
0	2	0.00%	724	2,335	31.01%

Choice	Party	Absentee Voting		Total	
Yes		595	82.18%	595	82.18%
No		129	17.82%	129	17.82%
Cast Votes:		724	100.00%	724	100.00%
Undervotes:		0		0	
Overvotes:		0		0	
Unresolved write-in votes:		0		0	

Cumulative Results Report

2021 Primary Election

Run Time 1:01 PM
Run Date 08/04/2021

San Juan County

2021 Primary Election

8/3/2021

Page 1

Official Results

Registered Voters
1631 of 4295 = 37.97%
Precincts Reporting
0 of 5 = 0.00%

Town of Friday Harbor Mayor - 4-year term - vote for one

Precincts			Voters		
Counted	Total	Percent	Ballots	Registered	Percent
0	2	0.00%	650	1,825	35.62%

Choice	Party	Absentee Voting		Total	
Farhad Ghatan		199	31.05%	199	31.05%
Ray Jackson		387	60.37%	387	60.37%
Philip Carvalho		55	8.58%	55	8.58%
Cast Votes:		641	100.00%	641	100.00%
Undervotes:		0		0	
Overvotes:		0		0	
Unresolved write-in votes:		9		9	

After PEA.

Lopez Island School Dist. No. 144 Capital Projects Levy

Precincts			Voters		
Counted	Total	Percent	Ballots	Registered	Percent
0	3	0.00%	981	2,470	39.72%

Choice	Party	Absentee Voting		Total	
Yes		724	73.95%	724	73.95%
No		255	26.05%	255	26.05%
Cast Votes:		979	100.00%	979	100.00%
Undervotes:		2		2	
Overvotes:		0		0	
Unresolved write-in votes:		0		0	

SJC Fire Protection Dist. No. 4 Emergency Medical Services Property Tax Levy

Precincts			Voters		
Counted	Total	Percent	Ballots	Registered	Percent
0	2	0.00%	936	2,335	40.09%

Choice	Party	Absentee Voting		Total	
Yes		767	82.03%	767	82.03%
No		168	17.97%	168	17.97%
Cast Votes:		935	100.00%	935	100.00%
Undervotes:		1		1	✓
Overvotes:		0		0	✓
Unresolved write-in votes:		0		0	✓

Hand Count TOTALS

- 595 = 172
- 129 = 39

Match