

When recorded, return to:

Space for Recorder's use:

San Juan County Elections
PO Box 638
Friday Harbor WA 98250

Document Title(s):
2021 General Election

Grantors: San Juan County
Grantees: San Juan County

Tax Parcel Number(s):

Legal Description: November 2, 2021 General Election Canvassing Reports

Reference Auditor File Numbers:



San Juan County Elections

F. Milene Henley, Auditor

Camolyn Armstrong, Elections Supervisor

Mail: PO Box 638, Friday Harbor, WA 98250 • (360) 378-3357 • Fax: (360) 378-8856
 Location: 55 Second Street, Friday Harbor, WA • elections@sanjuanco.com

Canvassing Board Review and Certification Meetings November 2, 2021 General Election

November 22, 2021 — Review

Attendees:

- Natasha Warmenhoven – San Juan County Deputy Auditor
- Jamie Stephens – San Juan County Council Member
- Randall Gaylord – San Juan County Prosecuting Attorney
- Camolyn Armstrong – Elections Supervisor
- Oswyn Eshelman – Elections Specialist

Deputy Auditor Natasha Warmenhoven called the Canvassing Board Review Meeting to order at 8:34 a.m. on Monday, November 22, 2021, at the San Juan County Elections office.

Canvassing Board members reviewed challenged envelopes and ballots as follows:

Challenged Envelopes	Total to Canvass	Accepted	Rejected
No Signature Received	12	0	12
Mismatch Signature	42	17	25
Late Return – Mail	104	-	104
Challenged Ballots	Total to Canvass	Accepted	Rejected
Total Challenged Ballots- Voter Intent	25	25	-
Total to Canvass		183	

Informational Only

- Reissue / Replacement ballots 1
- Ballot Returned- No Declaration 1
- Returned 2 Declarations – credit for 1 1

The Canvassing Board reviewed and rejected 12 envelopes from no signature received.

The Canvassing Board reviewed forty-two challenged envelopes and accepted seventeen, from the mismatched signature group.

The Canvassing Board reviewed twenty-five ballots, challenged for voter intent. The challenged votes were decided by an aggregate opinion.

The Canvassing Board reviewed three additional envelopes. One was a re-issue with a ballot already accepted for the voter. One was a ballot returned without a declaration; there was no envelope returned, just the ballot, rendering it impossible to determine who the voter was and determine if credit was due for the election. The last one was two declarations returned - only received credit for one.

The meeting was tabled at 9:30 a.m. and reconvened at 10:40 before being adjourned at 11:36 with notice that the Canvassing Board would reconvene Tuesday, November 23, at 8:30 a.m. at the Elections office to certify the election.

November 23, 2021 — Certification

Attendees:

- Natasha Warmenhoven – San Juan County Deputy Auditor
- Jamie Stephens – San Juan County Council Member
- Randall Gaylord – San Juan County Prosecuting Attorney
- Camolyn Armstrong – Elections Supervisor
- Oswyn Eshelman – Elections Specialist

Deputy Auditor Natasha Warmenhoven called the Canvassing Board Certification Meeting to order at 8:33 a.m. on Tuesday, November 23, 2021, at the San Juan County Elections office. There was an observer for the Republican Party, Tom Starr, present during the meeting.

Ms. Armstrong presented the following documents to the Canvassing Board members for review:

- VoteWA Reconciliation Form
- VoteWA Reconciliation Report
- Precinct Report
- Official Cumulative Report
- Post-Election Audit Reports

Canvassing Board members reviewed the reports. Ms. Armstrong explained how the numbers on the reports were obtained.

Ms. Armstrong noted that five signature cures had been received since the Canvassing Board last met.

The final number of Canvassing Board ballots with their categories is summarized in the table below.

Challenged Envelopes	Total to Canvass	Accepted	Rejected
No Signature Received	12		
Cure forms received & processed/Accepted by Canvass Board	2		
Outstanding balance (letters sent to voters, no response)	10	2	10
Mismatch Signature	42		
Cure forms received & processed/Accepted by Canvass Board	20		
Outstanding balance (letters sent to voters, no response)	22	20	22
Late Return – Mail	104	0	104
Challenged Ballots	Total to Canvass	Accepted	Rejected
Total Challenged Ballots – Voter Intent	25	25	0
		Total	
		Rejected	136

Canvassing Board members signed the Oath of Authenticity and Certification of Canvassing Board to certify the November 2, 2021 General Election.

The meeting was adjourned at 8:58 a.m.

Respectfully submitted,



Natasha Warmenhoven, SJC Deputy Auditor

Approved:



Natasha Warmenhoven, SJC Deputy Auditor



Jamie Stephens, SJC Council Member



Randall Gaylord SJC Prosecuting Attorney

San Juan County Auditor

Reconciliation Form

General information

County name San Juan
 Election date 11/2/2021

Registered voters eligible to participate

Active registered voters 14,563
 Inactive registered voters 796

Category Reconciliation (detailed accounting of ballots)

	Issued (number of voters issued ballots)	Credited voters in VoteWA (envelopes containing ballots)	Ballots Accepted (Counted / Tabulated)	Ballots not counted		Discrepancy (If zero, category balances)
				Ballots forwarded to other counties	Ballots Rejected	
UOCAVA	354	33	33	N/A	0	0
Federal write-in	N/A	0	0	N/A	0	0
Provisional	0	0	0	0	0	0
DREs	0	0	0	N/A	0	0
All voters not reported in above categories	14,471	8,452	8,316	0	136	0
Total for all voter categories	14,825	8,485	8,349	0	136	0

Summary

Reconciliation

Overall Ballot Reconciliation

Ballots Received	8,485
Ballots Accepted	8,349
Ballots Not Counted	136
Discrepancy	0

Voters credited to ballots counted

Credited voters in VoteWA	8,351
Credited envelopes without ballots	{2}
Voters not credited in VoteWA (examples: FWAB or ACP)	0

Total valid ballots	8,349
Discrepancy	0

Additional Information

Replacement Ballots

Requested	302
Issued	301
Returned	180
Counted	179
Rejected	1

Return method

Email	23
Fax	0
Deposited at staffed, unstaffed deposit sites and voting centers	5,238
Non-UOCAVA returned by Fax or Email	0

Generation method

VoteWA	338
Other online programs	0
PDF originating from county	0
Non-UOCAVA ballots issued electronically	97

AVU

Estimated number of paper ballots printed by AVU	0
--	---

Category discrepancy explanation

VoteWA discrepancy explanation

Report prepared by: Camolyn Armstrong, Elections Supervisor

Date: November 22, 2021

Contact number: 360-370-7563

Oath of Authenticity

STATE OF WASHINGTON)
) ss.
COUNTY OF SAN JUAN)


I solemnly swear that the unofficial returns and supporting documentation of the November General Election held on November 2, 2021, in San Juan County, State of Washington, are true and correct.

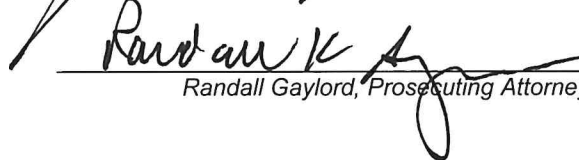


Natasha Warmenhoven, County Deputy Auditor



Subscribed and sworn before me this 23rd day of November 2021



Jamie Stephens, County Legislative Authority (witness)


Randall Gaylord, Prosecuting Attorney (witness)


Certification of the Canvassing Board


STATE OF WASHINGTON)
) ss.
COUNTY OF SAN JUAN)


The undersigned officers designated by law as constituting the Canvassing Board for the County of San Juan, State of Washington, hereby certify that this is a full, true, and correct copy of the Abstract of Votes including the cumulative results, precinct results, and reconciliation report of votes cast at the November General Election held on November 2, 2021, in San Juan County, State of Washington, and that the following are the true and reconciled numbers of voters and votes counted.

Witness our hands and official seal this 23rd day of November 2021





Natasha Warmenhoven, County Deputy Auditor


Jamie Stephens, County Legislative Authority (witness)


Randall Gaylord, Prosecuting Attorney (witness)

Reconciliation Form

Data entry

General information	
County name	San Juan
Election date	11/2/2021

Registered voters eligible to participate	
Number of ACTIVE registered voters	14,563
Number of INACTIVE registered voters	796
Total registered voters eligible to participate	15,359

VoteWA	
How many voters were credited in VoteWA?	8,351
How many envelopes without ballots were credited, including ballots of other elections?	2
How many valid voters were NOT credited in VoteWA (ACP, FWAB)?	
Adjusted number of valid voters	8,349

Ballots issued	
What was the total number of ballots issued?	14,825
Of the total number above, how many UOCAVA ballots were issued?	354
Of the total number above, how many provisional ballots were issued?	-
Of the total number above, how many DRE ballots were issued?	-

Voted ballots received	
How many voted ballots (in total) did you receive?	8,485
Of the number above, how many UOCAVA ballots did you receive?	33
Of the number above, how many Federal write-in ballots did you receive?	-
Of the number above, how many provisional ballots did you receive?	-
Of the number above, how DRE ballots were cast?	-


Ballots Accepted	
How many ballots (in total) were counted/tabulated?	8,349
Of the number above, how many UOCAVA ballots were counted/tabulated?	33
Of the number above, how many Federal Write-in ballots were counted/tabulated?	-
Of the number above, how many provisional ballots were counted/tabulated?	-
Of the number above, how many DRE ballots were counted/tabulated?	-

Ballots NOT Counted/Tabulated	
Forwarded ballots	
Total ballots forwarded to other counties?	-
Of the total number above, how many of the forwarded ballots were provisional ballots?	-
Of the total number above, how many of the forwarded ballots were late transfer?	-
Rejected ballots	
Total ballots rejected	136
Of the total above, how many were rejected because of a missing signature?	10
Of the total above, how many were rejected because of the signature didn't match?	22
Of the total above, how many were rejected because of the ballot was Postmarked too late?	104
Of the total above, how many were rejected because they were returned electronically and no hardcopy was received?	-
Of the total above, how many were rejected other reasons?	-
Total UOCAVA ballots rejected	
Of the total above, how many were rejected because of a missing signature?	-
Of the total above, how many were rejected because of the signature didn't match?	-
Of the total above, how many were rejected because of the ballot was Postmarked too late?	-
Of the total above, how many were rejected other reasons?	-
Total Federal Write-in Absentee ballots rejected	
Of the total above, how many were rejected because of a missing signature?	-
Of the total above, how many were rejected because of the signature didn't match?	-

Of the total above, how many were rejected because of the ballot was Postmarked too late?	-
Of the total above, how many were rejected other reasons?	-
Total provisional ballots rejected	-
Of the total above, how many were rejected because of a missing signature?	-
Of the total above, how many were rejected because of the signature didn't match?	-
Of the total above, how many were rejected because of the ballot was Postmarked too late?	-
Of the total above, how many were rejected other reasons?	-
Total DRE ballots rejected	-

Additional Information	
Replacement Ballots	
How many replacement ballots were requested?	302
How many replacement ballots were issued?	301
How many replacement ballots were received?	180
How many replacement ballots were counted?	179
How many replacement ballots were rejected?	1
Ballot generation method	
How many ballots were generated through VoteWA?	338
How many ballots were generated through other online programs?	-
How many ballots were generated through a PDF originating from the county?	-
How many non-UOCAVA ballots were issued by email, fax, or online program?	97
Ballots returned	
In total, how many ballots were returned by E-mail?	23
In total, how many ballots were returned by fax?	-
How many non-UOCAVA ballots were returned by E-Mail or fax?	-
How many ballots were deposited at staffed or unstaffed deposit sites and voting centers?	5,238
AVU	
Please provide an estimate of the number of paper ballots printed by AVU	-

Signature	
Report prepared by	Date
Camolyn Armstrong, Elections Supervisor	11/22/21
Contact number	
360-370-7563	
<p>Completing this form fulfils the requirements in RCW 29A.60.235 and 2011 c 10 s 62 Rev 2.4 (08/13/2019)</p>	



San Juan County Elections

F. Milene Henley, Auditor

Camolyn Armstrong, Elections Supervisor

Mail: PO Box 638, Friday Harbor, WA 98250 • (360) 378-3357 • Fax: (360) 378-8856
Location: 55 Second Street, Friday Harbor, WA • elections@sanjuanco.com

General Election - November 2, 2021

Canvass Board Meeting - canvassing vote-by-mail and challenged ballots - Review

Monday, November 22, 2021

Canvass Board Members Present:

Natasha Warmanhoven, SJC Deputy Auditor	Ballots issued:	14,858	
Jamie Stephens, SJC Councilmember	Registered voters:	14,564	
Randall Gaylord, SJC Prosecuting Attorney	Ballots received:	8,487	
	Ballots accepted:	8,328	57%


Challenged Envelopes	Total to Canvass	Accepted	Rejected
No Signature received	12	<input type="text"/>	<input type="text" value="12"/>
Cure forms received and processed			
Outstanding balance (letters sent to voters, no response)			
Mismatch Signature	42 43	<input type="text" value="17"/>	<input type="text" value="25"/>
Cure forms received and processed		<input type="text" value="26"/>	<input type="text" value="26"/>
Outstanding balance (letters sent to voters, no response)			
Late Return - Mail	104	<input type="text"/>	<input type="text" value="104"/>
Total Challenged Envelopes sent to Canvass	159		


NRKW

Challenged Ballots	Total to Canvass	Accepted	Rejected
Total Challenged Ballots – Voter Intent	25	<input type="text" value="decided"/>	<input type="text"/>
		Total Rejected	<input type="text"/>

Informational Only

- Re-issue / Replacement ballots 1
- Ballot return - No declaration 1
- Returned 2 declarations - credit for 1 1

San Juan County Deputy Auditor Signature: 



San Juan County Elections

F. Milene Henley, Auditor

Camolyn Armstrong, Elections Supervisor

Mail: PO Box 638, Friday Harbor, WA 98250 • (360) 378-3357 • Fax: (360) 378-8856

Location: 55 Second Street, Friday Harbor, WA • elections@sanjuanco.com

General Election -November 2, 2021

Canvass Board Meeting -Certification

Tuesday, November 23, 2021

Canvass Board Members Present:

Natasha Warmanhoven, SJC Deputy Auditor

Jamie Stephens, SJC Councilmember

Randall Gaylord, SJC Prosecuting Attorney

Ballots issued: 14,825

Registered voters: 14,563

Ballots received: 8,487

Ballots accepted: 8,351 57%

Challenged Envelopes

Total to Canvass

Accepted

Rejected

No Signature received

12

2	10
---	----

Cure forms received and processed

2

Outstanding balance (letters sent to voters, no response)

10

Mismatch Signature

42

20	22
----	----

Cure forms received and processed

20

Outstanding balance (letters sent to voters, no response)

22

Late Return - Mail

104

0	104
---	-----

Total Challenged Envelopes sent to Canvass 158

Challenged Ballots

Total to Canvass

Total Challenged Ballots - Voter Intent

25

Resolved

Total Rejected

136

San Juan County Deputy Auditor Signature: _____

San Juan County Canvass Board
Review of Late Mailed Ballots

San Juan County Canvass Board
November 2, 2021 General Election

On November 22, 2021, the Canvass Board reviewed 104 envelopes with late postmarks.

0 envelopes were accepted as timely and

104 envelopes were rejected as late by the Canvass Board.



Natasha Warmenhoven, Deputy Auditor
(witness)

November 22, 2021



Jamie Stephens, Councilmember (witness)

November 22, 2021



Randall Gaylord, Prosecuting Attorney (witness)

November 22, 2021

APPOINTMENT AND DESIGNATION OF RESPONSIBILITIES

Pursuant to RCW 29A.60.140, the San Juan County Canvassing Board does hereby appoint Camolyn Armstrong, Elections Supervisor, to act as their duly authorized representative for the purpose of swearing in the Election Board Inspectors who will be counting official ballots for the 2022 election year. Furthermore, pursuant to RCW 29A.40.110, the Election Supervisor and their appointees are authorized to begin preparing the returned envelopes of absentee ballots for examination by the Canvassing Board upon receipt, to appoint other representatives as prescribed by law to assist them in various tasks, and to prepare ballots for tabulation as designated in WAC 434-250 (Elections By Mail) and as prescribed in the San Juan County Canvassing Board Administrative Rules. Following initial processing, all absentee ballots must be kept in secure storage until final processing. Secure storage must employ the use of numbered seals and logs, or other security measures which will detect any inappropriate or unauthorized access to the secured ballot materials when they are not being prepared or processed by authorized personnel. As provided in WAC 434-250-110, it is hereby ordered that tabulation may begin at 8:00 p.m. on Election Day. Upon completion of the total tabulation of all ballots, the Election Supervisor is directed to prepare the abstract and certification of said elections for the Canvassing Board.

This appointment will remain in effect until revoked in writing and will serve to alleviate the necessity of convening the Canvassing Board prior to an election as stated in the San Juan County Canvassing Board Administrative Rules.



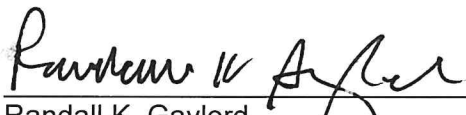
Natasha Warmenhoven
San Juan County Chief Deputy Auditor

Nov. 23, 2021
Date



Jamie Stephens
SJC Council Chairman

11/23/2021
Date



Randall K. Gaylord
San Juan County Prosecuting Attorney

11/23/2021
Date

Manual Count of Random Groups - Post Election Audit

Date of Election: November 2, 2021 General Elect Batch _____

Measure to be counted: Charter Amendment - Proposition No. 3

Response	Batch						Manual Totals	Machine Totals
	210	212	213	214	215	216		
Approved	21	25	21	14	14	26	121	121
Rejected	26	22	25	31	34	19	157	157
Undevotes	2	2	1	3	0	1	9	9
Overvotes	0	0	0	0	0	0	0	0
Corrections								

Explain any discrepancies : _____

Manual Audit matched machine count: Yes; No

Audit results certified by:

Elections Supervisor:

Camolyn Armstrong

Date November 3, 2021

Manual Count of Random Groups - Post Election Audit

Date of Election: November 2, 2021 General Election Batch 210

Measure to be counted: Charter Amendment - Proposition No. 3

Response	Count Team 1	Count Team 2	Manual Totals
Approved	21	21	
Rejected	26	24	
Undervotes	2	2	
Overvotes	0	0	

Audit results processed by:

Count Team 1:

Sign 1. Oswyn Eckelner Date 11/3/21

Sign 2. Marie Williamson Date 11-3-21

Count Team 2:

Sign 1. Dan M. Keen Date 11/3/21

Sign 2. Kim Burns Date 11-3-21

Manual Count of Random Groups - Post Election Audit

Date of Election: November 2, 2021 General Election Batch 212

Measure to be counted: Charter Amendment - Proposition No. 3

Response	Count Team 1	Count Team 2	Manual Totals
Approved	25	25	25
Rejected	22	22	22
Undervotes	2	2	2
Overvotes	0	0	0

Audit results processed by:

Count Team 1:

Sign 1. *Jim M. Deane* Date 11/3/2021

Sign 2. *Kim Burns* Date 11/3/2021

Count Team 2:

Sign 1. *Deann Estelmer* Date 11/3/21

Sign 2. *Marie Wilkinson* Date 11-3-21

Manual Count of Random Groups - Post Election Audit

Date of Election: November 2, 2021 General Election Batch 213

Measure to be counted: Charter Amendment - Proposition No. 3

Response	Count Team 1	Count Team 2	Manual Totals
Approved	21	21	
Rejected	25	25	
Undervotes	1	1	
Overvotes	0	0	

Audit results processed by:

Count Team 1:

Sign 1. Deann Eshelmer Date 11/3/21

Sign 2. Marie Williamson Date 11-3-21

Count Team 2:

Sign 1. Sierra Hansen Date 11/3/21

Sign 2. Kim Burns Date 11/3/21

Manual Count of Random Groups - Post Election Audit

Date of Election: November 2, 2021 General Election Batch 214

Measure to be counted: Charter Amendment - Proposition No. 3

Response	Count Team 1	Count Team 2	Manual Totals
Approved	14	14	14
Rejected	31	31	31
Undervotes	3	3	3
Overvotes	0	0	0

Audit results processed by:

Count Team 1:

Sign 1. Patty Wickham Date 11/3/21

Sign 2. RJ New Date 11/3/21

Count Team 2:

Sign 1. Maria Williamson Date 11-3-21

Sign 2. Oslyn Esker Date 11/3/2021

Manual Count of Random Groups - Post Election Audit

Date of Election: November 2, 2021 General Election Batch 215

Measure to be counted: Charter Amendment - Proposition No. 3

Response	Count Team 1	Count Team 2	Manual Totals
Approved	14	14	14
Rejected	34	34	34
Undervotes	0	0	0
Overvotes	0	0	0

Audit results processed by:

Count Team 1:

Sign 1. Jan M. Keen Date 11/3/2021

Sign 2. Kim Burns Date 11/3/2021

Count Team 2:

Sign 1. Marie Williamson Date 11-3-21

Sign 2. Daayn Estelmer Date 11/3/2021

Manual Count of Random Groups - Post Election Audit

Date of Election: November 2, 2021 General Election Batch 214

Measure to be counted: Charter Amendment - Proposition No. 3

Response	Count Team 1	Count Team 2	Manual Totals
Approved	24	26	
Rejected	19	19	
Undervotes	1	1	
Overvotes	0	0	

Audit results processed by:

Count Team 1:

Sign 1. Jim M. Keen Date 11/3/2021

Sign 2. Kim Burns Date 11/3/2021

Count Team 2:

Sign 1. Patricia Wickham Date 11/3/21

Sign 2. R. D. Lee Date 11/3/21

Cumulative Results Report

2021 General Election

Run Time 8:00 PM
Run Date 11/02/2021

San Juan County

2021 General Election

11/2/2021

Page 2

Election Night Results

Unofficial Results

Registered Voters
4559 of 14573 = 31.28%
Precincts Reporting
0 of 39 = 0.00%

Charter Amendment Proposition No. 1

Precincts			Voters		
Counted	Total	Percent	Ballots	Registered	Percent
0	39	0.00%	4,559	14,573	31.28%

Choice	Party	Absentee Voting		Total	
Approved		2,101	47.82%	2,101	47.82%
Rejected		2,293	52.18%	2,293	52.18%
Cast Votes:		4,394	100.00%	4,394	100.00%
Undervotes:		165		165	
Overvotes:		0		0	
Unresolved write-in votes:		0		0	

Charter Amendment Proposition No. 2

Precincts			Voters		
Counted	Total	Percent	Ballots	Registered	Percent
0	39	0.00%	4,559	14,573	31.28%

Choice	Party	Absentee Voting		Total	
Approved		3,211	73.28%	3,211	73.28%
Rejected		1,171	26.72%	1,171	26.72%
Cast Votes:		4,382	100.00%	4,382	100.00%
Undervotes:		177		177	
Overvotes:		0		0	
Unresolved write-in votes:		0		0	

Charter Amendment Proposition No. 3

Race Selected

Precincts			Voters		
Counted	Total	Percent	Ballots	Registered	Percent
0	39	0.00%	4,559	14,573	31.28%

Choice	Party	Absentee Voting		Total	
Approved		1,697	38.55%	1,697	38.55%
Rejected		2,705	61.45%	2,705	61.45%
Cast Votes:		4,402	100.00%	4,402	100.00%
Undervotes:		157		157	
Overvotes:		0		0	
Unresolved write-in votes:		0		0	

Cumulative Results Report

2021 General Election

Run Time 1:09 PM
Run Date 11/03/2021

San Juan County

2021 General Election

11/2/2021

Page 2

Unofficial Results

Registered Voters
4846 of 14573 = 33.25%

Precincts Reporting
0 of 39 = 0.00%

Post Election Results

Charter Amendment Proposition No. 1

Precincts			Voters		
Counted	Total	Percent	Ballots	Registered	Percent
0	39	0.00%	4,846	14,573	33.25%

Choice	Party	Absentee Voting		Total	
Approved		2,236	47.91%	2,236	47.91%
Rejected		2,431	52.09%	2,431	52.09%
Cast Votes:		4,667	100.00%	4,667	100.00%
Undervotes:		179		179	
Overvotes:		0		0	
Unresolved write-in votes:		0		0	

Charter Amendment Proposition No. 2

Precincts			Voters		
Counted	Total	Percent	Ballots	Registered	Percent
0	39	0.00%	4,846	14,573	33.25%

Choice	Party	Absentee Voting		Total	
Approved		3,419	73.38%	3,419	73.38%
Rejected		1,240	26.62%	1,240	26.62%
Cast Votes:		4,659	100.00%	4,659	100.00%
Undervotes:		187		187	
Overvotes:		0		0	
Unresolved write-in votes:		0		0	

Charter Amendment Proposition No. 3

Face Selected

Precincts			Voters		
Counted	Total	Percent	Ballots	Registered	Percent
0	39	0.00%	4,846	14,573	33.25%

Choice	Party	Absentee Voting		Total	
Approved		1,818	38.85%	1,818	38.85%
Rejected		2,862	61.15%	2,862	61.15%
Cast Votes:		4,680	100.00%	4,680	100.00%
Undervotes:		166		166	
Overvotes:		0		0	
Unresolved write-in votes:		0		0	

*Hand count
813
Election night
→ 1697 = 121
2705 = 157
- 157 = 9*

Cumulative Results Report

San Juan County

Official Results

2021 General Election

2021 General Election

Registered Voters
8349 of 14573 = 57.29%

Run Time 4:44 PM
Run Date 11/22/2021

11/2/2021

Precincts Reporting
0 of 39 = 0.00%

Page 1

Advisory Vote No. 36 Engrossed Second Substitute House Bill 1477

Precincts			Voters		
Counted	Total	Percent	Ballots	Registered	Percent
0	39	0.00%	8,349	14,573	57.29%

Choice	Party	Absentee Voting		Total	
Repealed		3,209	42.54%	3,209	42.54%
Maintained		4,335	57.46%	4,335	57.46%
Cast Votes:		7,544	100.00%	7,544	100.00%
Undervotes:		805		805	
Overvotes:		0		0	
Unresolved write-in votes:		0		0	

Advisory Vote No. 37 Engrossed Substitute Senate Bill 5096

Precincts			Voters		
Counted	Total	Percent	Ballots	Registered	Percent
0	39	0.00%	8,349	14,573	57.29%

Choice	Party	Absentee Voting		Total	
Repealed		3,780	49.21%	3,780	49.21%
Maintained		3,902	50.79%	3,902	50.79%
Cast Votes:		7,682	100.00%	7,682	100.00%
Undervotes:		667		667	
Overvotes:		0		0	
Unresolved write-in votes:		0		0	

Advisory Vote No. 38 Second Substitute Senate Bill 5315

Precincts			Voters		
Counted	Total	Percent	Ballots	Registered	Percent
0	39	0.00%	8,349	14,573	57.29%

Choice	Party	Absentee Voting		Total	
Repealed		3,390	46.89%	3,390	46.89%
Maintained		3,840	53.11%	3,840	53.11%
Cast Votes:		7,230	100.00%	7,230	100.00%
Undervotes:		1,119		1,119	
Overvotes:		0		0	
Unresolved write-in votes:		0		0	

Cumulative Results Report

2021 General Election

Run Time 4:44 PM
Run Date 11/22/2021

San Juan County

2021 General Election

11/2/2021

Page 2

Official Results

Registered Voters
8349 of 14573 = 57.29%

Precincts Reporting
0 of 39 = 0.00%

Charter Amendment Proposition No. 1

Precincts			Voters		
Counted	Total	Percent	Ballots	Registered	Percent
0	39	0.00%	8,349	14,573	57.29%

Choice	Party	Absentee Voting		Total	
Approved		4,022	50.51%	4,022	50.51%
Rejected		3,941	49.49%	3,941	49.49%
Cast Votes:		7,963	100.00%	7,963	100.00%
Undervotes:		384		384	
Overvotes:		2		2	
Unresolved write-in votes:		0		0	

Charter Amendment Proposition No. 2

Precincts			Voters		
Counted	Total	Percent	Ballots	Registered	Percent
0	39	0.00%	8,349	14,573	57.29%

Choice	Party	Absentee Voting		Total	
Approved		5,844	73.42%	5,844	73.42%
Rejected		2,116	26.58%	2,116	26.58%
Cast Votes:		7,960	100.00%	7,960	100.00%
Undervotes:		389		389	
Overvotes:		0		0	
Unresolved write-in votes:		0		0	

Charter Amendment Proposition No. 3

Precincts			Voters		
Counted	Total	Percent	Ballots	Registered	Percent
0	39	0.00%	8,349	14,573	57.29%

Choice	Party	Absentee Voting		Total	
Approved		3,307	41.41%	3,307	41.41%
Rejected		4,679	58.59%	4,679	58.59%
Cast Votes:		7,986	100.00%	7,986	100.00%
Undervotes:		362		362	
Overvotes:		1		1	
Unresolved write-in votes:		0		0	

Cumulative Results Report

2021 General Election

Run Time 4:44 PM
Run Date 11/22/2021

San Juan County

2021 General Election

11/2/2021

Page 3

Official Results

Registered Voters
8349 of 14573 = 57.29%

Precincts Reporting
0 of 39 = 0.00%

Charter Amendment Proposition No. 4

Precincts			Voters		
Counted	Total	Percent	Ballots	Registered	Percent
0	39	0.00%	8,349	14,573	57.29%

Choice	Party	Absentee Voting		Total	
Approved		2,334	30.22%	2,334	30.22%
Rejected		5,389	69.78%	5,389	69.78%
Cast Votes:		7,723	100.00%	7,723	100.00%
Undervotes:		625		625	
Overvotes:		1		1	
Unresolved write-in votes:		0		0	

Charter Amendment Proposition No. 5

Precincts			Voters		
Counted	Total	Percent	Ballots	Registered	Percent
0	39	0.00%	8,349	14,573	57.29%

Choice	Party	Absentee Voting		Total	
Approved		4,139	53.51%	4,139	53.51%
Rejected		3,596	46.49%	3,596	46.49%
Cast Votes:		7,735	100.00%	7,735	100.00%
Undervotes:		612		612	
Overvotes:		2		2	
Unresolved write-in votes:		0		0	

Charter Amendment Proposition No. 6

Precincts			Voters		
Counted	Total	Percent	Ballots	Registered	Percent
0	39	0.00%	8,349	14,573	57.29%

Choice	Party	Absentee Voting		Total	
Approved		2,985	38.75%	2,985	38.75%
Rejected		4,718	61.25%	4,718	61.25%
Cast Votes:		7,703	100.00%	7,703	100.00%
Undervotes:		646		646	
Overvotes:		0		0	
Unresolved write-in votes:		0		0	

Cumulative Results Report

San Juan County

Official Results

2021 General Election

2021 General Election

Registered Voters
8349 of 14573 = 57.29%

Run Time 4:44 PM
Run Date 11/22/2021

11/2/2021

Precincts Reporting
0 of 39 = 0.00%

Page 4

Town of Friday Harbor Mayor - 4-year term - vote for one

Precincts			Voters		
Counted	Total	Percent	Ballots	Registered	Percent
0	2	0.00%	1,063	1,854	57.34%

Choice	Party	Absentee Voting		Total	
Ray Jackson		704	69.43%	704	69.43%
Farhad Ghatan		310	30.57%	310	30.57%
Cast Votes:		1,014	100.00%	1,014	100.00%
Undervotes:		33		33	
Overvotes:		0		0	
Unresolved write-in votes:		16		16	

Town of Friday Harbor Council Member 3 - 4-year term - vote for one

Precincts			Voters		
Counted	Total	Percent	Ballots	Registered	Percent
0	2	0.00%	1,063	1,854	57.34%

Choice	Party	Absentee Voting		Total	
Anna Maria de Freitas		647	75.94%	647	75.94%
Susie Schneider		205	24.06%	205	24.06%
Cast Votes:		852	100.00%	852	100.00%
Undervotes:		204		204	
Overvotes:		1		1	
Unresolved write-in votes:		6		6	

Town of Friday Harbor Council Member 4 - 4-year term - vote for one

Precincts			Voters		
Counted	Total	Percent	Ballots	Registered	Percent
0	2	0.00%	1,063	1,854	57.34%

Choice	Party	Absentee Voting		Total	
Howard Rosenfeld		342	36.34%	342	36.34%
Mason Turnage		599	63.66%	599	63.66%
Cast Votes:		941	100.00%	941	100.00%
Undervotes:		116		116	
Overvotes:		0		0	
Unresolved write-in votes:		6		6	

Cumulative Results Report

2021 General Election

Run Time 4:44 PM
Run Date 11/22/2021

San Juan County

2021 General Election

11/2/2021

Page 5

Official Results

Registered Voters
8349 of 14573 = 57.29%

Precincts Reporting
0 of 39 = 0.00%

SJI School District No. 149 Director 1 - 4-year term - vote for one

Precincts			Voters		
Counted	Total	Percent	Ballots	Registered	Percent
0	19	0.00%	4,235	7,052	60.05%

Choice	Party	Absentee Voting		Total	
Sarah Werling Sandwith		2,790	100.00%	2,790	100.00%
	Cast Votes:	2,790	100.00%	2,790	100.00%
	Undervotes:	1,400		1,400	
	Overvotes:	0		0	
	Unresolved write-in votes:	45		45	

SJI School District No. 149 Director 2 - 4-year term - vote for one

Precincts			Voters		
Counted	Total	Percent	Ballots	Registered	Percent
0	19	0.00%	4,235	7,052	60.05%

Choice	Party	Absentee Voting		Total	
Barbara Nash Bevens		2,604	100.00%	2,604	100.00%
	Cast Votes:	2,604	100.00%	2,604	100.00%
	Undervotes:	1,572		1,572	
	Overvotes:	1		1	
	Unresolved write-in votes:	58		58	

Orcas Island School District No. 137 Director 1 - 4-year term - vote for one

Precincts			Voters		
Counted	Total	Percent	Ballots	Registered	Percent
0	13	0.00%	2,632	4,885	53.88%

Choice	Party	Absentee Voting		Total	
Chris Sutton		1,455	100.00%	1,455	100.00%
	Cast Votes:	1,455	100.00%	1,455	100.00%
	Undervotes:	1,136		1,136	
	Overvotes:	0		0	
	Unresolved write-in votes:	41		41	

Cumulative Results Report

2021 General Election

Run Time 4:44 PM
Run Date 11/22/2021

San Juan County

2021 General Election

11/2/2021

Page 6

Official Results

Registered Voters
8349 of 14573 = 57.29%

Precincts Reporting
0 of 39 = 0.00%

Orcas Island School District No. 137 Director 2 - 4-year term - vote for one

Precincts			Voters		
Counted	Total	Percent	Ballots	Registered	Percent
0	13	0.00%	2,632	4,885	53.88%

Choice	Party	Absentee Voting		Total	
Bridget Broderick		1,367	100.00%	1,367	100.00%
	Cast Votes:	1,367	100.00%	1,367	100.00%
	Undervotes:	1,225		1,225	
	Overvotes:	0		0	
	Unresolved write-in votes:	40		40	

Orcas Island School District No. 137 Director 3 - 4-year term - vote for one

Precincts			Voters		
Counted	Total	Percent	Ballots	Registered	Percent
0	13	0.00%	2,632	4,885	53.88%

Choice	Party	Absentee Voting		Total	
Linda Sheridan		1,521	100.00%	1,521	100.00%
	Cast Votes:	1,521	100.00%	1,521	100.00%
	Undervotes:	1,082		1,082	
	Overvotes:	0		0	
	Unresolved write-in votes:	29		29	

Lopez Island School District No. 144 Director 1 - 4-year term - vote for one

Precincts			Voters		
Counted	Total	Percent	Ballots	Registered	Percent
0	5	0.00%	1,370	2,451	55.90%

Choice	Party	Absentee Voting		Total	
Sarah Rabel		961	100.00%	961	100.00%
	Cast Votes:	961	100.00%	961	100.00%
	Undervotes:	386		386	
	Overvotes:	0		0	
	Unresolved write-in votes:	23		23	

Cumulative Results Report

2021 General Election

Run Time 4:44 PM
Run Date 11/22/2021

San Juan County

2021 General Election

11/2/2021

Page 7

Official Results

Registered Voters
8349 of 14573 = 57.29%

Precincts Reporting
0 of 39 = 0.00%

Lopez Island School District No. 144 Director 2 - 4-year term - vote for one

Precincts			Voters		
Counted	Total	Percent	Ballots	Registered	Percent
0	5	0.00%	1,370	2,451	55.90%

Choice	Party	Absentee Voting		Total	
Kirman Taylor		851	100.00%	851	100.00%
	Cast Votes:	851	100.00%	851	100.00%
	Undervotes:	478		478	
	Overvotes:	0		0	
	Unresolved write-in votes:	41		41	

Lopez Island School District No. 144 Director 5 - 2-year unexpired term - vote for one

Precincts			Voters		
Counted	Total	Percent	Ballots	Registered	Percent
0	5	0.00%	1,370	2,451	55.90%

Choice	Party	Absentee Voting		Total	
Kelli Carrier		911	100.00%	911	100.00%
	Cast Votes:	911	100.00%	911	100.00%
	Undervotes:	444		444	
	Overvotes:	0		0	
	Unresolved write-in votes:	15		15	

Shaw Island School District No. 10 Director 1 - 4-year term - vote for one

Precincts			Voters		
Counted	Total	Percent	Ballots	Registered	Percent
0	2	0.00%	112	185	60.54%

Choice	Party	Absentee Voting		Total	
Shirley Sprenger Lange		89	100.00%	89	100.00%
	Cast Votes:	89	100.00%	89	100.00%
	Undervotes:	20		20	
	Overvotes:	0		0	
	Unresolved write-in votes:	3		3	

Cumulative Results Report

San Juan County

Official Results

2021 General Election

2021 General Election

Registered Voters
8349 of 14573 = 57.29%

Run Time 4:44 PM
Run Date 11/22/2021

11/2/2021

Precincts Reporting
0 of 39 = 0.00%

Page 8

Shaw Island School District No. 10 Director 2 - 4-year term - vote for one

Precincts			Voters		
Counted	Total	Percent	Ballots	Registered	Percent
0	2	0.00%	112	185	60.54%

Choice	Party	Absentee Voting		Total	
Shannon Klohr		94	100.00%	94	100.00%
	Cast Votes:	94	100.00%	94	100.00%
	Undervotes:	17		17	
	Overvotes:	0		0	
	Unresolved write-in votes:	1		1	

SJC Fire Protection District No. 2 Commissioner 2 - 6-year term - vote for one

Precincts			Voters		
Counted	Total	Percent	Ballots	Registered	Percent
0	11	0.00%	2,547	4,695	54.25%

Choice	Party	Absentee Voting		Total	
Wesley H. Heinmiller		650	29.29%	650	29.29%
Patrick Shepler		1,569	70.71%	1,569	70.71%
	Cast Votes:	2,219	100.00%	2,219	100.00%
	Undervotes:	313		313	
	Overvotes:	2		2	
	Unresolved write-in votes:	13		13	

SJC Fire Protection District No. 3 Commissioner 2 - 6-year term - vote for one

Precincts			Voters		
Counted	Total	Percent	Ballots	Registered	Percent
0	19	0.00%	4,235	7,052	60.05%

Choice	Party	Absentee Voting		Total	
Bob Jarman		1,821	49.34%	1,821	49.34%
Dwight T. Colley		1,870	50.66%	1,870	50.66%
	Cast Votes:	3,691	100.00%	3,691	100.00%
	Undervotes:	527		527	
	Overvotes:	0		0	
	Unresolved write-in votes:	17		17	

Cumulative Results Report

2021 General Election

Run Time 4:44 PM
Run Date 11/22/2021

San Juan County

2021 General Election

11/2/2021

Page 9

Official Results

Registered Voters
8349 of 14573 = 57.29%

Precincts Reporting
0 of 39 = 0.00%

SJC Fire Protection District No. 4 Commissioner 2 - 6-year term - vote for one

Precincts			Voters		
Counted	Total	Percent	Ballots	Registered	Percent
0	4	0.00%	1,307	2,315	56.46%

Choice	Party	Absentee Voting		Total	
Phil Paige		839	100.00%	839	100.00%
	Cast Votes:	839	100.00%	839	100.00%
	Undervotes:	446		446	
	Overvotes:	0		0	
	Unresolved write-in votes:	22		22	

Port of Friday Harbor Commissioner 3 - 6-year term - vote for one

Precincts			Voters		
Counted	Total	Percent	Ballots	Registered	Percent
0	15	0.00%	4,188	6,961	60.16%

Choice	Party	Absentee Voting		Total	
Greg Hertel		984	25.65%	984	25.65%
Victoria Compton		2,853	74.35%	2,853	74.35%
	Cast Votes:	3,837	100.00%	3,837	100.00%
	Undervotes:	333		333	
	Overvotes:	1		1	
	Unresolved write-in votes:	17		17	

Port of Orcas Commissioner 1 - 4-year term - vote for one

Precincts			Voters		
Counted	Total	Percent	Ballots	Registered	Percent
0	11	0.00%	2,547	4,695	54.25%

Choice	Party	Absentee Voting		Total	
Jason Laursen		1,384	100.00%	1,384	100.00%
	Cast Votes:	1,384	100.00%	1,384	100.00%
	Undervotes:	1,126		1,126	
	Overvotes:	0		0	
	Unresolved write-in votes:	37		37	

Cumulative Results Report

San Juan County

Official Results

2021 General Election

2021 General Election

Registered Voters
8349 of 14573 = 57.29%

Run Time 4:44 PM
Run Date 11/22/2021

11/2/2021

Precincts Reporting
0 of 39 = 0.00%

Page 10

Port of Orcas Commissioner 2 - 4-year term - vote for one

Precincts			Voters		
Counted	Total	Percent	Ballots	Registered	Percent
0	11	0.00%	2,547	4,695	54.25%

Choice	Party	Absentee Voting		Total	
Michael D. Triplett		1,371	100.00%	1,371	100.00%
	Cast Votes:	1,371	100.00%	1,371	100.00%
	Undervotes:	1,130		1,130	
	Overvotes:	0		0	
	Unresolved write-in votes:	46		46	

Port of Orcas Commissioner 4 - 4-year short/full term - vote for one

Precincts			Voters		
Counted	Total	Percent	Ballots	Registered	Percent
0	11	0.00%	2,547	4,695	54.25%

Choice	Party	Absentee Voting		Total	
Robert Hamilton		1,401	100.00%	1,401	100.00%
	Cast Votes:	1,401	100.00%	1,401	100.00%
	Undervotes:	1,128		1,128	
	Overvotes:	0		0	
	Unresolved write-in votes:	18		18	

Port of Lopez Commissioner 3 - 4-year term - vote for one

Precincts			Voters		
Counted	Total	Percent	Ballots	Registered	Percent
0	4	0.00%	1,307	2,315	56.46%

Choice	Party	Absentee Voting		Total	
Paul Henriksen		931	100.00%	931	100.00%
	Cast Votes:	931	100.00%	931	100.00%
	Undervotes:	359		359	
	Overvotes:	0		0	
	Unresolved write-in votes:	17		17	

Cumulative Results Report

2021 General Election

Run Time 4:44 PM
Run Date 11/22/2021

San Juan County

2021 General Election

11/2/2021

Page 11

Official Results

Registered Voters

8349 of 14573 = 57.29%

Precincts Reporting

0 of 39 = 0.00%

SJI Park & Recreation District Commissioner 2 - 4-year term - vote for one

Precincts			Voters		
Counted	Total	Percent	Ballots	Registered	Percent
0	15	0.00%	4,188	6,961	60.16%

Choice	Party	Absentee Voting		Total	
Shannon Miniken		2,404	100.00%	2,404	100.00%
	Cast Votes:	2,404	100.00%	2,404	100.00%
	Undervotes:	1,735		1,735	
	Overvotes:	1		1	
	Unresolved write-in votes:	48		48	

SJI Park & Recreation District Commissioner 3 - 4-year term - vote for one

Precincts			Voters		
Counted	Total	Percent	Ballots	Registered	Percent
0	15	0.00%	4,188	6,961	60.16%

Choice	Party	Absentee Voting		Total	
Scott Zehner		2,787	100.00%	2,787	100.00%
	Cast Votes:	2,787	100.00%	2,787	100.00%
	Undervotes:	1,373		1,373	
	Overvotes:	1		1	
	Unresolved write-in votes:	27		27	

SJI Park & Recreation District Commissioner 5 - 4-year term - vote for one

Precincts			Voters		
Counted	Total	Percent	Ballots	Registered	Percent
0	15	0.00%	4,188	6,961	60.16%

Choice	Party	Absentee Voting		Total	
Allison M. Moalli		2,623	100.00%	2,623	100.00%
	Cast Votes:	2,623	100.00%	2,623	100.00%
	Undervotes:	1,527		1,527	
	Overvotes:	1		1	
	Unresolved write-in votes:	37		37	

Cumulative Results Report

San Juan County

Official Results

2021 General Election

2021 General Election

Registered Voters
8349 of 14573 = 57.29%

Run Time 4:44 PM
Run Date 11/22/2021

11/2/2021

Precincts Reporting
0 of 39 = 0.00%

Page 12

Orcas Island Park & Recreation District Commissioner 1 - 2-year unexpired term - vote for one

Precincts			Voters		
Counted	Total	Percent	Ballots	Registered	Percent
0	11	0.00%	2,547	4,695	54.25%

Choice	Party	Absentee Voting		Total	
Dennis Dahl		1,538	100.00%	1,538	100.00%
	Cast Votes:	1,538	100.00%	1,538	100.00%
	Undervotes:	994		994	
	Overvotes:	0		0	
	Unresolved write-in votes:	15		15	

Orcas Island Park & Recreation District Commissioner 2 - 4-year term - vote for one

Precincts			Voters		
Counted	Total	Percent	Ballots	Registered	Percent
0	11	0.00%	2,547	4,695	54.25%

Choice	Party	Absentee Voting		Total	
Bob Eagan		1,691	100.00%	1,691	100.00%
	Cast Votes:	1,691	100.00%	1,691	100.00%
	Undervotes:	837		837	
	Overvotes:	1		1	
	Unresolved write-in votes:	18		18	

Orcas Island Park & Recreation District Commissioner 3 - 2-year unexpired term - vote for one

Precincts			Voters		
Counted	Total	Percent	Ballots	Registered	Percent
0	11	0.00%	2,547	4,695	54.25%

Choice	Party	Absentee Voting		Total	
Barry Madan		1,457	100.00%	1,457	100.00%
	Cast Votes:	1,457	100.00%	1,457	100.00%
	Undervotes:	1,063		1,063	
	Overvotes:	0		0	
	Unresolved write-in votes:	27		27	

Cumulative Results Report

San Juan County

Official Results

2021 General Election

2021 General Election

Registered Voters
8349 of 14573 = 57.29%

Run Time 4:44 PM
Run Date 11/22/2021

11/2/2021

Precincts Reporting
0 of 39 = 0.00%

Page 13

Orcas Island Park & Recreation District Commissioner 4 - 4-year term - vote for one

Precincts			Voters		
Counted	Total	Percent	Ballots	Registered	Percent
0	11	0.00%	2,547	4,695	54.25%

Choice	Party	Absentee Voting		Total	
Justin Paulsen		1,476	100.00%	1,476	100.00%
	Cast Votes:	1,476	100.00%	1,476	100.00%
	Undervotes:	1,032		1,032	
	Overvotes:	0		0	
	Unresolved write-in votes:	39		39	

Orcas Island Park & Recreation District Commissioner 5 - 4-year term - vote for one

Precincts			Voters		
Counted	Total	Percent	Ballots	Registered	Percent
0	11	0.00%	2,547	4,695	54.25%

Choice	Party	Absentee Voting		Total	
Deborah Jones		1,519	100.00%	1,519	100.00%
	Cast Votes:	1,519	100.00%	1,519	100.00%
	Undervotes:	1,011		1,011	
	Overvotes:	0		0	
	Unresolved write-in votes:	17		17	

SJC Cemetery District No. 1 Commissioner 2 - 6-year term - vote for one

Precincts			Voters		
Counted	Total	Percent	Ballots	Registered	Percent
0	15	0.00%	4,188	6,961	60.16%

Choice	Party	Absentee Voting		Total	
Kim Sundstrom		2,671	81.86%	2,671	81.86%
Linda M. Francis		592	18.14%	592	18.14%
	Cast Votes:	3,263	100.00%	3,263	100.00%
	Undervotes:	908		908	
	Overvotes:	1		1	
	Unresolved write-in votes:	16		16	

Cumulative Results Report

2021 General Election

Run Time 4:44 PM
Run Date 11/22/2021

San Juan County

2021 General Election

11/2/2021

Page 14

Official Results

Registered Voters
8349 of 14573 = 57.29%

Precincts Reporting
0 of 39 = 0.00%

SJC Cemetery District No. 1 Commissioner 3 - 2-year unexpired term - vote for one

Precincts			Voters		
Counted	Total	Percent	Ballots	Registered	Percent
0	15	0.00%	4,188	6,961	60.16%

Choice	Party	Absentee Voting		Total	
Rex Guard		2,958	81.96%	2,958	81.96%
Daniel Miller		651	18.04%	651	18.04%
Cast Votes:		3,609	100.00%	3,609	100.00%
Undervotes:		573		573	
Overvotes:		0		0	
Unresolved write-in votes:		6		6	

SJC Cemetery District No. 2 Commissioner 3 - 6-year term - vote for one

Precincts			Voters		
Counted	Total	Percent	Ballots	Registered	Percent
0	1	0.00%	35	53	66.04%

Choice	Party	Absentee Voting		Total	
Cheryl L. Opalski		11	35.48%	11	35.48%
Michael Olson		20	64.52%	20	64.52%
Cast Votes:		31	100.00%	31	100.00%
Undervotes:		4		4	
Overvotes:		0		0	
Unresolved write-in votes:		0		0	

SJC Cemetery District No. 3 Commissioner 1 - 4-year unexpired term - vote for one

Precincts			Voters		
Counted	Total	Percent	Ballots	Registered	Percent
0	9	0.00%	1,965	3,674	53.48%

Choice	Party	Absentee Voting		Total	
Patricia Resch		1,166	100.00%	1,166	100.00%
Cast Votes:		1,166	100.00%	1,166	100.00%
Undervotes:		793		793	
Overvotes:		0		0	
Unresolved write-in votes:		6		6	

Cumulative Results Report

San Juan County

Official Results

2021 General Election

2021 General Election

Registered Voters
8349 of 14573 = 57.29%

Run Time 4:44 PM
Run Date 11/22/2021

11/2/2021

Precincts Reporting
0 of 39 = 0.00%

Page 15

SJC Cemetery District No. 3 Commissioner 2 - 6-year term - vote for one

Precincts			Voters		
Counted	Total	Percent	Ballots	Registered	Percent
0	9	0.00%	1,965	3,674	53.48%

Choice	Party	Absentee Voting		Total	
Leith Templin		1,182	100.00%	1,182	100.00%
	Cast Votes:	1,182	100.00%	1,182	100.00%
	Undervotes:	767		767	
	Overvotes:	0		0	
	Unresolved write-in votes:	16		16	

SJC Public Hospital District No. 1 Commissioner 3 - 6-year term - vote for one

Precincts			Voters		
Counted	Total	Percent	Ballots	Registered	Percent
0	19	0.00%	4,235	7,052	60.05%

Choice	Party	Absentee Voting		Total	
Everett Clary		2,259	100.00%	2,259	100.00%
	Cast Votes:	2,259	100.00%	2,259	100.00%
	Undervotes:	1,889		1,889	
	Overvotes:	0		0	
	Unresolved write-in votes:	87		87	

SJC Public Hospital District No. 1 Commissioner 5 - 6-year term - vote for one

Precincts			Voters		
Counted	Total	Percent	Ballots	Registered	Percent
0	19	0.00%	4,235	7,052	60.05%

Choice	Party	Absentee Voting		Total	
Trish Lehman		2,697	100.00%	2,697	100.00%
	Cast Votes:	2,697	100.00%	2,697	100.00%
	Undervotes:	1,482		1,482	
	Overvotes:	1		1	
	Unresolved write-in votes:	55		55	

Cumulative Results Report

San Juan County

Official Results

2021 General Election

2021 General Election

Registered Voters
8349 of 14573 = 57.29%

Run Time 4:44 PM
Run Date 11/22/2021

11/2/2021

Precincts Reporting
0 of 39 = 0.00%

Page 16

SJC Public Hospital District No. 2 Commissioner 1 - 6-year term - vote for one

Precincts			Voters		
Counted	Total	Percent	Ballots	Registered	Percent
0	4	0.00%	1,307	2,315	56.46%

Choice	Party	Absentee Voting		Total	
Christa Campbell		924	100.00%	924	100.00%
	Cast Votes:	924	100.00%	924	100.00%
	Undervotes:	365		365	
	Overvotes:	0		0	
	Unresolved write-in votes:	18		18	

SJC Public Hospital District No. 2 Commissioner 2 - 4-year unexpired term - vote for one

Precincts			Voters		
Counted	Total	Percent	Ballots	Registered	Percent
0	4	0.00%	1,307	2,315	56.46%

Choice	Party	Absentee Voting		Total	
Steven Greenstein		419	41.04%	419	41.04%
Karen Hattman		602	58.96%	602	58.96%
	Cast Votes:	1,021	100.00%	1,021	100.00%
	Undervotes:	276		276	
	Overvotes:	2		2	
	Unresolved write-in votes:	8		8	

SJC Public Hospital District No. 2 Commissioner 3 - 6-year term - vote for one

Precincts			Voters		
Counted	Total	Percent	Ballots	Registered	Percent
0	4	0.00%	1,307	2,315	56.46%

Choice	Party	Absentee Voting		Total	
Iris Graville		970	100.00%	970	100.00%
	Cast Votes:	970	100.00%	970	100.00%
	Undervotes:	318		318	
	Overvotes:	0		0	
	Unresolved write-in votes:	19		19	

Cumulative Results Report

San Juan County

Official Results

2021 General Election

2021 General Election

Registered Voters
8349 of 14573 = 57.29%

Run Time 4:44 PM
Run Date 11/22/2021

11/2/2021

Precincts Reporting
0 of 39 = 0.00%

Page 17

SJC Public Hospital District No. 3 Commissioner 2 - 6-year term - vote for one

Precincts			Voters		
Counted	Total	Percent	Ballots	Registered	Percent
0	11	0.00%	2,547	4,695	54.25%

Choice	Party	Absentee Voting		Total	
Pegi A. Groundwater		1,451	100.00%	1,451	100.00%
	Cast Votes:	1,451	100.00%	1,451	100.00%
	Undervotes:	1,063		1,063	
	Overvotes:	0		0	
	Unresolved write-in votes:	33		33	

SJC Public Hospital District No. 3 Commissioner 5 - 6-year term - vote for one

Precincts			Voters		
Counted	Total	Percent	Ballots	Registered	Percent
0	11	0.00%	2,547	4,695	54.25%

Choice	Party	Absentee Voting		Total	
David Zoeller		1,603	100.00%	1,603	100.00%
	Cast Votes:	1,603	100.00%	1,603	100.00%
	Undervotes:	925		925	
	Overvotes:	0		0	
	Unresolved write-in votes:	19		19	

Cape San Juan Water District Commissioner 1 - 4-year unexpired term - vote for one

Precincts			Voters		
Counted	Total	Percent	Ballots	Registered	Percent
0	1	0.00%	106	153	69.28%

Choice	Party	Absentee Voting		Total	
Roger Hill		85	100.00%	85	100.00%
	Cast Votes:	85	100.00%	85	100.00%
	Undervotes:	18		18	
	Overvotes:	0		0	
	Unresolved write-in votes:	3		3	

Cumulative Results Report

2021 General Election

Run Time 4:44 PM
Run Date 11/22/2021

San Juan County

2021 General Election

11/2/2021

Page 18

Official Results

Registered Voters
8349 of 14573 = 57.29%

Precincts Reporting
0 of 39 = 0.00%

Cape San Juan Water District Commissioner 2 - 6-year term - vote for one

Precincts			Voters		
Counted	Total	Percent	Ballots	Registered	Percent
0	1	0.00%	106	153	69.28%

Choice	Party	Absentee Voting		Total	
Ken O'Brien		25	28.74%	25	28.74%
Luci Francis (W)		62	71.26%	62	71.26%
Cast Votes:		87	100.00%	87	100.00%
Undervotes:		15		15	
Overvotes:		0		0	
Unresolved write-in votes:		4		4	

Cape San Juan Water District Commissioner 3 - 2-year unexpired term - vote for one

Precincts			Voters		
Counted	Total	Percent	Ballots	Registered	Percent
0	1	0.00%	106	153	69.28%

Choice	Party	Absentee Voting		Total	
David Rumolo		91	100.00%	91	100.00%
Cast Votes:		91	100.00%	91	100.00%
Undervotes:		13		13	
Overvotes:		0		0	
Unresolved write-in votes:		2		2	

Fisherman Bay Sewer District Commissioner 3 - 6-year term - vote for one

Precincts			Voters		
Counted	Total	Percent	Ballots	Registered	Percent
0	1	0.00%	131	244	53.69%

Choice	Party	Absentee Voting		Total	
Christopher R. Ledbetter		83	100.00%	83	100.00%
Cast Votes:		83	100.00%	83	100.00%
Undervotes:		45		45	
Overvotes:		0		0	
Unresolved write-in votes:		3		3	

Cumulative Results Report

2021 General Election

Run Time 4:44 PM
Run Date 11/22/2021

San Juan County

2021 General Election

11/2/2021

Page 19

Official Results

Registered Voters
8349 of 14573 = 57.29%

Precincts Reporting
0 of 39 = 0.00%

Mackaye Harbor Water District Commissioner 1 - 6-year term - vote for one

Precincts			Voters		
Counted	Total	Percent	Ballots	Registered	Percent
0	1	0.00%	43	68	63.24%

Choice	Party	Absentee Voting		Total	
Walt Krumbholz		26	76.47%	26	76.47%
Dean Anderson		8	23.53%	8	23.53%
Cast Votes:		34	100.00%	34	100.00%
Undervotes:		9		9	
Overvotes:		0		0	
Unresolved write-in votes:		0		0	

Eastsound Sewer & Water District Commissioner 3 - 6-year term - vote for one

Precincts			Voters		
Counted	Total	Percent	Ballots	Registered	Percent
0	5	0.00%	1,038	1,981	52.40%

Choice	Party	Absentee Voting		Total	
Greg Ayers		558	100.00%	558	100.00%
Cast Votes:		558	100.00%	558	100.00%
Undervotes:		447		447	
Overvotes:		0		0	
Unresolved write-in votes:		33		33	

Cattle Point Water District Commissioner 2 - 6-year short/full term - vote for one

Precincts			Voters		
Counted	Total	Percent	Ballots	Registered	Percent
0	1	0.00%	52	64	81.25%

Choice	Party	Absentee Voting		Total	
Mark L. Prugar		45	100.00%	45	100.00%
Cast Votes:		45	100.00%	45	100.00%
Undervotes:		7		7	
Overvotes:		0		0	
Unresolved write-in votes:		0		0	

Cumulative Results Report

San Juan County

Official Results

2021 General Election

2021 General Election

Registered Voters
8349 of 14573 = 57.29%

Run Time 4:44 PM
Run Date 11/22/2021

11/2/2021

Precincts Reporting
0 of 39 = 0.00%

Page 20

Cattle Point Water District Commissioner 3 - 4-year unexpired term - vote for one

Precincts			Voters		
Counted	Total	Percent	Ballots	Registered	Percent
0	1	0.00%	52	64	81.25%

Choice	Party	Absentee Voting		Total	
Doug Musgrove		48	100.00%	48	100.00%
	Cast Votes:	48	100.00%	48	100.00%
	Undervotes:	4		4	
	Overvotes:	0		0	
	Unresolved write-in votes:	0		0	

SJC Fire Protection District No. 3 Proposition No. 1 - Emergency Medical Services (EMS) Levy

Precincts			Voters		
Counted	Total	Percent	Ballots	Registered	Percent
0	19	0.00%	4,235	7,052	60.05%

Choice	Party	Absentee Voting		Total	
Yes		2,278	56.19%	2,278	56.19%
No		1,776	43.81%	1,776	43.81%
	Cast Votes:	4,054	100.00%	4,054	100.00%
	Undervotes:	181		181	
	Overvotes:	0		0	
	Unresolved write-in votes:	0		0	

SJC Public Hospital District No. 1 Proposition No. 1 - Authorizing Regular Property Tax Levy

Precincts			Voters		
Counted	Total	Percent	Ballots	Registered	Percent
0	19	0.00%	4,235	7,052	60.05%

Choice	Party	Absentee Voting		Total	
Yes		2,207	54.33%	2,207	54.33%
No		1,855	45.67%	1,855	45.67%
	Cast Votes:	4,062	100.00%	4,062	100.00%
	Undervotes:	170		170	
	Overvotes:	3		3	
	Unresolved write-in votes:	0		0	

Cumulative Results Report

2021 General Election

Run Time 4:44 PM
Run Date 11/22/2021**San Juan County**

2021 General Election

11/2/2021

Page 21

Official Results**Registered Voters**
8349 of 14573 = 57.29%**Precincts Reporting**
0 of 39 = 0.00%**Lopez Solid Waste Disposal District Proposition No. 1 - Excess Property Tax Levy for 2022**

Precincts			Voters		
Counted	Total	Percent	Ballots	Registered	Percent
0	4	0.00%	1,307	2,315	56.46%

Choice	Party	Absentee Voting		Total	
Yes		1,070	83.99%	1,070	83.99%
No		204	16.01%	204	16.01%
Cast Votes:		1,274	100.00%	1,274	100.00%
Undervotes:		33		33	
Overvotes:		0		0	
Unresolved write-in votes:		0		0	

Orcas Island Park & Recreation District Proposition No. 1 - Six Year Property Tax Levy

Precincts			Voters		
Counted	Total	Percent	Ballots	Registered	Percent
0	11	0.00%	2,547	4,695	54.25%

Choice	Party	Absentee Voting		Total	
Yes		1,599	67.96%	1,599	67.96%
No		754	32.04%	754	32.04%
Cast Votes:		2,353	100.00%	2,353	100.00%
Undervotes:		194		194	
Overvotes:		0		0	
Unresolved write-in votes:		0		0	

*** End of report ***

Precinct Results Report

2021 General Election

Run Time 4:49 PM

Run Date 11/22/2021

San Juan County

2021 General Election

11/2/2021

Page 1

Official Results**Registered Voters**

8349 of 14573 = 57.29%

Precincts Reporting

0 of 39 = 0.00%

101 Friday Harbor NW

584 of 1,064 registered voters = 54.89%

Advisory Vote No. 36 Engrossed Second Substitute House Bill 1477

Choice	Party	Absentee Voting		Total	
Repealed		217	44.56%	217	44.56%
Maintained		270	55.44%	270	55.44%
Cast Votes:		487	100.00%	487	100.00%
Undervotes:		97		97	
Overvotes:		0		0	
Unresolved write-in votes:		0		0	

Advisory Vote No. 37 Engrossed Substitute Senate Bill 5096

Choice	Party	Absentee Voting		Total	
Repealed		285	52.78%	285	52.78%
Maintained		255	47.22%	255	47.22%
Cast Votes:		540	100.00%	540	100.00%
Undervotes:		44		44	
Overvotes:		0		0	
Unresolved write-in votes:		0		0	

Advisory Vote No. 38 Second Substitute Senate Bill 5315

Choice	Party	Absentee Voting		Total	
Repealed		277	54.74%	277	54.74%
Maintained		229	45.26%	229	45.26%
Cast Votes:		506	100.00%	506	100.00%
Undervotes:		78		78	
Overvotes:		0		0	
Unresolved write-in votes:		0		0	

Charter Amendment Proposition No. 1

Choice	Party	Absentee Voting		Total	
Approved		275	50.46%	275	50.46%
Rejected		270	49.54%	270	49.54%
Cast Votes:		545	100.00%	545	100.00%
Undervotes:		37		37	
Overvotes:		2		2	
Unresolved write-in votes:		0		0	

Precinct Results Report

2021 General Election

Run Time 4:49 PM
Run Date 11/22/2021**San Juan County**

2021 General Election

11/2/2021

Page 2

Official ResultsRegistered Voters
8349 of 14573 = 57.29%Precincts Reporting
0 of 39 = 0.00%**101 Friday Harbor NW**

584 of 1,064 registered voters = 54.89%

Charter Amendment Proposition No. 2

Choice	Party	Absentee Voting		Total	
Approved		374	68.75%	374	68.75%
Rejected		170	31.25%	170	31.25%
	Cast Votes:	544	100.00%	544	100.00%
	Undervotes:	40		40	
	Overvotes:	0		0	
	Unresolved write-in votes:	0		0	

Charter Amendment Proposition No. 3

Choice	Party	Absentee Voting		Total	
Approved		217	39.89%	217	39.89%
Rejected		327	60.11%	327	60.11%
	Cast Votes:	544	100.00%	544	100.00%
	Undervotes:	39		39	
	Overvotes:	1		1	
	Unresolved write-in votes:	0		0	

Charter Amendment Proposition No. 4

Choice	Party	Absentee Voting		Total	
Approved		147	27.89%	147	27.89%
Rejected		380	72.11%	380	72.11%
	Cast Votes:	527	100.00%	527	100.00%
	Undervotes:	56		56	
	Overvotes:	1		1	
	Unresolved write-in votes:	0		0	

Charter Amendment Proposition No. 5

Choice	Party	Absentee Voting		Total	
Approved		260	48.24%	260	48.24%
Rejected		279	51.76%	279	51.76%
	Cast Votes:	539	100.00%	539	100.00%
	Undervotes:	44		44	
	Overvotes:	1		1	
	Unresolved write-in votes:	0		0	

Precinct Results Report

2021 General Election

Run Time 4:49 PM
Run Date 11/22/2021**San Juan County**

2021 General Election

11/2/2021

Page 3

Official ResultsRegistered Voters
8349 of 14573 = 57.29%Precincts Reporting
0 of 39 = 0.00%**101 Friday Harbor NW**

584 of 1,064 registered voters = 54.89%

Charter Amendment Proposition No. 6

Choice	Party	Absentee Voting		Total	
Approved		198	37.50%	198	37.50%
Rejected		330	62.50%	330	62.50%
Cast Votes:		528	100.00%	528	100.00%
Undervotes:		56		56	
Overvotes:		0		0	
Unresolved write-in votes:		0		0	

Town of Friday Harbor Mayor - 4-year term - vote for one

Choice	Party	Absentee Voting		Total	
Ray Jackson		393	71.20%	393	71.20%
Farhad Ghatan		159	28.80%	159	28.80%
Cast Votes:		552	100.00%	552	100.00%
Undervotes:		19		19	
Overvotes:		0		0	
Unresolved write-in votes:		13		13	

Town of Friday Harbor Council Member 3 - 4-year term - vote for one

Choice	Party	Absentee Voting		Total	
Anna Maria de Freitas		359	75.10%	359	75.10%
Susie Schneider		119	24.90%	119	24.90%
Cast Votes:		478	100.00%	478	100.00%
Undervotes:		100		100	
Overvotes:		1		1	
Unresolved write-in votes:		5		5	

Town of Friday Harbor Council Member 4 - 4-year term - vote for one

Choice	Party	Absentee Voting		Total	
Howard Rosenfeld		187	36.59%	187	36.59%
Mason Turnage		324	63.41%	324	63.41%
Cast Votes:		511	100.00%	511	100.00%
Undervotes:		68		68	
Overvotes:		0		0	
Unresolved write-in votes:		5		5	

Precinct Results Report

2021 General Election

Run Time 4:49 PM
Run Date 11/22/2021**San Juan County**

2021 General Election

11/2/2021

Page 4

Official ResultsRegistered Voters
8349 of 14573 = 57.29%Precincts Reporting
0 of 39 = 0.00%**101 Friday Harbor NW**

584 of 1,064 registered voters = 54.89%

SJI School District No. 149 Director 1 - 4-year term - vote for one

Choice	Party	Absentee Voting		Total	
Sarah Werling Sandwith		424	100.00%	424	100.00%
	Cast Votes:	424	100.00%	424	100.00%
	Undervotes:	151		151	
	Overvotes:	0		0	
	Unresolved write-in votes:	9		9	

SJI School District No. 149 Director 2 - 4-year term - vote for one

Choice	Party	Absentee Voting		Total	
Barbara Nash Bevens		395	100.00%	395	100.00%
	Cast Votes:	395	100.00%	395	100.00%
	Undervotes:	177		177	
	Overvotes:	1		1	
	Unresolved write-in votes:	11		11	

SJC Fire Protection District No. 3 Commissioner 2 - 6-year term - vote for one

Choice	Party	Absentee Voting		Total	
Bob Jarman		256	50.29%	256	50.29%
Dwight T. Colley		253	49.71%	253	49.71%
	Cast Votes:	509	100.00%	509	100.00%
	Undervotes:	71		71	
	Overvotes:	0		0	
	Unresolved write-in votes:	4		4	

Port of Friday Harbor Commissioner 3 - 6-year term - vote for one

Choice	Party	Absentee Voting		Total	
Greg Hertel		142	25.91%	142	25.91%
Victoria Compton		406	74.09%	406	74.09%
	Cast Votes:	548	100.00%	548	100.00%
	Undervotes:	31		31	
	Overvotes:	1		1	
	Unresolved write-in votes:	4		4	

Precinct Results Report

2021 General Election

Run Time 4:49 PM

Run Date 11/22/2021

San Juan County

2021 General Election

11/2/2021

Page 5

Official Results

Registered Voters

8349 of 14573 = 57.29%

Precincts Reporting

0 of 39 = 0.00%

101 Friday Harbor NW

584 of 1,064 registered voters = 54.89%

SJI Park & Recreation District Commissioner 2 - 4-year term - vote for one

Choice	Party	Absentee Voting		Total	
Shannon Miniken		368	100.00%	368	100.00%
	Cast Votes:	368	100.00%	368	100.00%
	Undervotes:	205		205	
	Overvotes:	1		1	
	Unresolved write-in votes:	10		10	

SJI Park & Recreation District Commissioner 3 - 4-year term - vote for one

Choice	Party	Absentee Voting		Total	
Scott Zehner		404	100.00%	404	100.00%
	Cast Votes:	404	100.00%	404	100.00%
	Undervotes:	168		168	
	Overvotes:	1		1	
	Unresolved write-in votes:	11		11	

SJI Park & Recreation District Commissioner 5 - 4-year term - vote for one

Choice	Party	Absentee Voting		Total	
Allison M. Moalli		396	100.00%	396	100.00%
	Cast Votes:	396	100.00%	396	100.00%
	Undervotes:	178		178	
	Overvotes:	1		1	
	Unresolved write-in votes:	9		9	

SJC Cemetery District No. 1 Commissioner 2 - 6-year term - vote for one

Choice	Party	Absentee Voting		Total	
Kim Sundstrom		374	79.57%	374	79.57%
Linda M. Francis		96	20.43%	96	20.43%
	Cast Votes:	470	100.00%	470	100.00%
	Undervotes:	107		107	
	Overvotes:	1		1	
	Unresolved write-in votes:	6		6	

Precinct Results Report

2021 General Election

Run Time 4:49 PM

Run Date 11/22/2021

San Juan County

2021 General Election

11/2/2021

Page 6

Official Results**Registered Voters**

8349 of 14573 = 57.29%

Precincts Reporting

0 of 39 = 0.00%

101 Friday Harbor NW

584 of 1,064 registered voters = 54.89%

SJC Cemetery District No. 1 Commissioner 3 - 2-year unexpired term - vote for one

Choice	Party	Absentee Voting		Total	
Rex Guard		400	77.97%	400	77.97%
Daniel Miller		113	22.03%	113	22.03%
Cast Votes:		513	100.00%	513	100.00%
Undervotes:		68		68	
Overvotes:		0		0	
Unresolved write-in votes:		3		3	

SJC Public Hospital District No. 1 Commissioner 3 - 6-year term - vote for one

Choice	Party	Absentee Voting		Total	
Everett Clary		343	100.00%	343	100.00%
Cast Votes:		343	100.00%	343	100.00%
Undervotes:		224		224	
Overvotes:		0		0	
Unresolved write-in votes:		17		17	

SJC Public Hospital District No. 1 Commissioner 5 - 6-year term - vote for one

Choice	Party	Absentee Voting		Total	
Trish Lehman		403	100.00%	403	100.00%
Cast Votes:		403	100.00%	403	100.00%
Undervotes:		169		169	
Overvotes:		1		1	
Unresolved write-in votes:		11		11	

SJC Fire Protection District No. 3 Proposition No. 1 - Emergency Medical Services (EMS) Levy

Choice	Party	Absentee Voting		Total	
Yes		309	55.98%	309	55.98%
No		243	44.02%	243	44.02%
Cast Votes:		552	100.00%	552	100.00%
Undervotes:		32		32	
Overvotes:		0		0	
Unresolved write-in votes:		0		0	

Precinct Results Report

2021 General Election

Run Time 4:49 PM
Run Date 11/22/2021

San Juan County

2021 General Election

11/2/2021

Page 7

Official Results

Registered Voters
8349 of 14573 = 57.29%

Precincts Reporting
0 of 39 = 0.00%

101 Friday Harbor NW

584 of 1,064 registered voters = 54.89%

SJC Public Hospital District No. 1 Proposition No. 1 - Authorizing Regular Property Tax Levy

Choice	Party	Absentee Voting		Total	
Yes		279	50.18%	279	50.18%
No		277	49.82%	277	49.82%
Cast Votes:		556	100.00%	556	100.00%
Undervotes:		27		27	
Overvotes:		1		1	
Unresolved write-in votes:		0		0	

Precinct Results Report

2021 General Election

Run Time 4:49 PM
Run Date 11/22/2021**San Juan County**

2021 General Election

11/2/2021

Page 8

Official Results**Registered Voters**

8349 of 14573 = 57.29%

Precincts Reporting

0 of 39 = 0.00%

102 Friday Harbor SE

479 of 790 registered voters = 60.63%

Advisory Vote No. 36 Engrossed Second Substitute House Bill 1477

Choice	Party	Absentee Voting		Total	
Repealed		171	43.85%	171	43.85%
Maintained		219	56.15%	219	56.15%
Cast Votes:		390	100.00%	390	100.00%
Undervotes:		89		89	
Overvotes:		0		0	
Unresolved write-in votes:		0		0	

Advisory Vote No. 37 Engrossed Substitute Senate Bill 5096

Choice	Party	Absentee Voting		Total	
Repealed		219	51.05%	219	51.05%
Maintained		210	48.95%	210	48.95%
Cast Votes:		429	100.00%	429	100.00%
Undervotes:		50		50	
Overvotes:		0		0	
Unresolved write-in votes:		0		0	

Advisory Vote No. 38 Second Substitute Senate Bill 5315

Choice	Party	Absentee Voting		Total	
Repealed		220	53.66%	220	53.66%
Maintained		190	46.34%	190	46.34%
Cast Votes:		410	100.00%	410	100.00%
Undervotes:		69		69	
Overvotes:		0		0	
Unresolved write-in votes:		0		0	

Charter Amendment Proposition No. 1

Choice	Party	Absentee Voting		Total	
Approved		248	55.98%	248	55.98%
Rejected		195	44.02%	195	44.02%
Cast Votes:		443	100.00%	443	100.00%
Undervotes:		36		36	
Overvotes:		0		0	
Unresolved write-in votes:		0		0	

Precinct Results Report

2021 General Election

Run Time 4:49 PM
Run Date 11/22/2021**San Juan County**

2021 General Election

11/2/2021

Page 9

Official ResultsRegistered Voters
8349 of 14573 = 57.29%Precincts Reporting
0 of 39 = 0.00%**102 Friday Harbor SE**

479 of 790 registered voters = 60.63%

Charter Amendment Proposition No. 2

Choice	Party	Absentee Voting		Total	
Approved		323	73.74%	323	73.74%
Rejected		115	26.26%	115	26.26%
Cast Votes:		438	100.00%	438	100.00%
Undervotes:		41		41	
Overvotes:		0		0	
Unresolved write-in votes:		0		0	

Charter Amendment Proposition No. 3

Choice	Party	Absentee Voting		Total	
Approved		195	44.02%	195	44.02%
Rejected		248	55.98%	248	55.98%
Cast Votes:		443	100.00%	443	100.00%
Undervotes:		36		36	
Overvotes:		0		0	
Unresolved write-in votes:		0		0	

Charter Amendment Proposition No. 4

Choice	Party	Absentee Voting		Total	
Approved		146	34.11%	146	34.11%
Rejected		282	65.89%	282	65.89%
Cast Votes:		428	100.00%	428	100.00%
Undervotes:		51		51	
Overvotes:		0		0	
Unresolved write-in votes:		0		0	

Charter Amendment Proposition No. 5

Choice	Party	Absentee Voting		Total	
Approved		255	57.82%	255	57.82%
Rejected		186	42.18%	186	42.18%
Cast Votes:		441	100.00%	441	100.00%
Undervotes:		38		38	
Overvotes:		0		0	
Unresolved write-in votes:		0		0	

Precinct Results Report

2021 General Election

Run Time 4:49 PM

Run Date 11/22/2021

San Juan County

2021 General Election

11/2/2021

Page 10

Official Results**Registered Voters**

8349 of 14573 = 57.29%

Precincts Reporting

0 of 39 = 0.00%

102 Friday Harbor SE

479 of 790 registered voters = 60.63%

Charter Amendment Proposition No. 6

Choice	Party	Absentee Voting		Total	
Approved		184	42.30%	184	42.30%
Rejected		251	57.70%	251	57.70%
Cast Votes:		435	100.00%	435	100.00%
Undervotes:		44		44	
Overvotes:		0		0	
Unresolved write-in votes:		0		0	

Town of Friday Harbor Mayor - 4-year term - vote for one

Choice	Party	Absentee Voting		Total	
Ray Jackson		311	67.32%	311	67.32%
Farhad Ghatan		151	32.68%	151	32.68%
Cast Votes:		462	100.00%	462	100.00%
Undervotes:		14		14	
Overvotes:		0		0	
Unresolved write-in votes:		3		3	

Town of Friday Harbor Council Member 3 - 4-year term - vote for one

Choice	Party	Absentee Voting		Total	
Anna Maria de Freitas		288	77.01%	288	77.01%
Susie Schneider		86	22.99%	86	22.99%
Cast Votes:		374	100.00%	374	100.00%
Undervotes:		104		104	
Overvotes:		0		0	
Unresolved write-in votes:		1		1	

Town of Friday Harbor Council Member 4 - 4-year term - vote for one

Choice	Party	Absentee Voting		Total	
Howard Rosenfeld		155	36.05%	155	36.05%
Mason Turnage		275	63.95%	275	63.95%
Cast Votes:		430	100.00%	430	100.00%
Undervotes:		48		48	
Overvotes:		0		0	
Unresolved write-in votes:		1		1	

Precinct Results Report

2021 General Election

Run Time 4:49 PM

Run Date 11/22/2021

San Juan County

2021 General Election

11/2/2021

Page 11

Official Results

Registered Voters

8349 of 14573 = 57.29%

Precincts Reporting

0 of 39 = 0.00%

102 Friday Harbor SE

479 of 790 registered voters = 60.63%

SJI School District No. 149 Director 1 - 4-year term - vote for one

Choice	Party	Absentee Voting		Total	
Sarah Werling Sandwith		326	100.00%	326	100.00%
	Cast Votes:	326	100.00%	326	100.00%
	Undervotes:	152		152	
	Overvotes:	0		0	
	Unresolved write-in votes:	1		1	

SJI School District No. 149 Director 2 - 4-year term - vote for one

Choice	Party	Absentee Voting		Total	
Barbara Nash Bevens		289	100.00%	289	100.00%
	Cast Votes:	289	100.00%	289	100.00%
	Undervotes:	188		188	
	Overvotes:	0		0	
	Unresolved write-in votes:	2		2	

SJC Fire Protection District No. 3 Commissioner 2 - 6-year term - vote for one

Choice	Party	Absentee Voting		Total	
Bob Jarman		213	52.72%	213	52.72%
Dwight T. Colley		191	47.28%	191	47.28%
	Cast Votes:	404	100.00%	404	100.00%
	Undervotes:	72		72	
	Overvotes:	0		0	
	Unresolved write-in votes:	3		3	

Port of Friday Harbor Commissioner 3 - 6-year term - vote for one

Choice	Party	Absentee Voting		Total	
Greg Hertel		123	28.41%	123	28.41%
Victoria Compton		310	71.59%	310	71.59%
	Cast Votes:	433	100.00%	433	100.00%
	Undervotes:	45		45	
	Overvotes:	0		0	
	Unresolved write-in votes:	1		1	

Precinct Results Report

2021 General Election

Run Time 4:49 PM
Run Date 11/22/2021**San Juan County**

2021 General Election

11/2/2021

Page 12

Official ResultsRegistered Voters
8349 of 14573 = 57.29%Precincts Reporting
0 of 39 = 0.00%**102 Friday Harbor SE**

479 of 790 registered voters = 60.63%

SJI Park & Recreation District Commissioner 2 - 4-year term - vote for one

Choice	Party	Absentee Voting		Total	
Shannon Miniken		280	100.00%	280	100.00%
	Cast Votes:	280	100.00%	280	100.00%
	Undervotes:	194		194	
	Overvotes:	0		0	
	Unresolved write-in votes:	5		5	

SJI Park & Recreation District Commissioner 3 - 4-year term - vote for one

Choice	Party	Absentee Voting		Total	
Scott Zehner		323	100.00%	323	100.00%
	Cast Votes:	323	100.00%	323	100.00%
	Undervotes:	155		155	
	Overvotes:	0		0	
	Unresolved write-in votes:	1		1	

SJI Park & Recreation District Commissioner 5 - 4-year term - vote for one

Choice	Party	Absentee Voting		Total	
Allison M. Moalli		306	100.00%	306	100.00%
	Cast Votes:	306	100.00%	306	100.00%
	Undervotes:	172		172	
	Overvotes:	0		0	
	Unresolved write-in votes:	1		1	

SJC Cemetery District No. 1 Commissioner 2 - 6-year term - vote for one

Choice	Party	Absentee Voting		Total	
Kim Sundstrom		289	80.28%	289	80.28%
Linda M. Francis		71	19.72%	71	19.72%
	Cast Votes:	360	100.00%	360	100.00%
	Undervotes:	119		119	
	Overvotes:	0		0	
	Unresolved write-in votes:	0		0	

Precinct Results Report

2021 General Election

Run Time 4:49 PM
Run Date 11/22/2021**San Juan County**

2021 General Election

11/2/2021

Page 13

Official ResultsRegistered Voters
8349 of 14573 = 57.29%Precincts Reporting
0 of 39 = 0.00%**102 Friday Harbor SE**

479 of 790 registered voters = 60.63%

SJC Cemetery District No. 1 Commissioner 3 - 2-year unexpired term - vote for one

Choice	Party	Absentee Voting		Total	
Rex Guard		335	80.92%	335	80.92%
Daniel Miller		79	19.08%	79	19.08%
Cast Votes:		414	100.00%	414	100.00%
Undervotes:		65		65	
Overvotes:		0		0	
Unresolved write-in votes:		0		0	

SJC Public Hospital District No. 1 Commissioner 3 - 6-year term - vote for one

Choice	Party	Absentee Voting		Total	
Everett Clary		265	100.00%	265	100.00%
Cast Votes:		265	100.00%	265	100.00%
Undervotes:		203		203	
Overvotes:		0		0	
Unresolved write-in votes:		11		11	

SJC Public Hospital District No. 1 Commissioner 5 - 6-year term - vote for one

Choice	Party	Absentee Voting		Total	
Trish Lehman		306	100.00%	306	100.00%
Cast Votes:		306	100.00%	306	100.00%
Undervotes:		170		170	
Overvotes:		0		0	
Unresolved write-in votes:		3		3	

SJC Fire Protection District No. 3 Proposition No. 1 - Emergency Medical Services (EMS) Levy

Choice	Party	Absentee Voting		Total	
Yes		263	59.37%	263	59.37%
No		180	40.63%	180	40.63%
Cast Votes:		443	100.00%	443	100.00%
Undervotes:		36		36	
Overvotes:		0		0	
Unresolved write-in votes:		0		0	

Precinct Results Report

2021 General Election

Run Time 4:49 PM
Run Date 11/22/2021

San Juan County

2021 General Election

11/2/2021
Page 14

Official Results

Registered Voters
8349 of 14573 = 57.29%
Precincts Reporting
0 of 39 = 0.00%

102 Friday Harbor SE

479 of 790 registered voters = 60.63%

SJC Public Hospital District No. 1 Proposition No. 1 - Authorizing Regular Property Tax Levy

Choice	Party	Absentee Voting		Total	
Yes		255	57.82%	255	57.82%
No		186	42.18%	186	42.18%
Cast Votes:		441	100.00%	441	100.00%
Undervotes:		37		37	
Overvotes:		1		1	
Unresolved write-in votes:		0		0	

Precinct Results Report

2021 General Election

Run Time 4:49 PM
Run Date 11/22/2021**San Juan County**

2021 General Election

11/2/2021

Page 15

Official ResultsRegistered Voters
8349 of 14573 = 57.29%Precincts Reporting
0 of 39 = 0.00%**11-A San Juan SE**

231 of 354 registered voters = 65.25%

Advisory Vote No. 36 Engrossed Second Substitute House Bill 1477

Choice	Party	Absentee Voting		Total	
Repealed		96	45.28%	96	45.28%
Maintained		116	54.72%	116	54.72%
Cast Votes:		212	100.00%	212	100.00%
Undervotes:		19		19	
Overvotes:		0		0	
Unresolved write-in votes:		0		0	

Advisory Vote No. 37 Engrossed Substitute Senate Bill 5096

Choice	Party	Absentee Voting		Total	
Repealed		125	57.34%	125	57.34%
Maintained		93	42.66%	93	42.66%
Cast Votes:		218	100.00%	218	100.00%
Undervotes:		13		13	
Overvotes:		0		0	
Unresolved write-in votes:		0		0	

Advisory Vote No. 38 Second Substitute Senate Bill 5315

Choice	Party	Absentee Voting		Total	
Repealed		106	51.71%	106	51.71%
Maintained		99	48.29%	99	48.29%
Cast Votes:		205	100.00%	205	100.00%
Undervotes:		26		26	
Overvotes:		0		0	
Unresolved write-in votes:		0		0	

Charter Amendment Proposition No. 1

Choice	Party	Absentee Voting		Total	
Approved		91	41.36%	91	41.36%
Rejected		129	58.64%	129	58.64%
Cast Votes:		220	100.00%	220	100.00%
Undervotes:		11		11	
Overvotes:		0		0	
Unresolved write-in votes:		0		0	

Precinct Results Report

2021 General Election

Run Time 4:49 PM
Run Date 11/22/2021**San Juan County**

2021 General Election

11/2/2021

Page 16

Official Results**Registered Voters**

8349 of 14573 = 57.29%

Precincts Reporting

0 of 39 = 0.00%

11-A San Juan SE

231 of 354 registered voters = 65.25%

Charter Amendment Proposition No. 2

Choice	Party	Absentee Voting		Total	
Approved		149	67.73%	149	67.73%
Rejected		71	32.27%	71	32.27%
Cast Votes:		220	100.00%	220	100.00%
Undervotes:		11		11	
Overvotes:		0		0	
Unresolved write-in votes:		0		0	

Charter Amendment Proposition No. 3

Choice	Party	Absentee Voting		Total	
Approved		78	35.29%	78	35.29%
Rejected		143	64.71%	143	64.71%
Cast Votes:		221	100.00%	221	100.00%
Undervotes:		10		10	
Overvotes:		0		0	
Unresolved write-in votes:		0		0	

Charter Amendment Proposition No. 4

Choice	Party	Absentee Voting		Total	
Approved		60	28.57%	60	28.57%
Rejected		150	71.43%	150	71.43%
Cast Votes:		210	100.00%	210	100.00%
Undervotes:		21		21	
Overvotes:		0		0	
Unresolved write-in votes:		0		0	

Charter Amendment Proposition No. 5

Choice	Party	Absentee Voting		Total	
Approved		94	43.72%	94	43.72%
Rejected		121	56.28%	121	56.28%
Cast Votes:		215	100.00%	215	100.00%
Undervotes:		16		16	
Overvotes:		0		0	
Unresolved write-in votes:		0		0	

Precinct Results Report

2021 General Election

Run Time 4:49 PM
Run Date 11/22/2021**San Juan County**

2021 General Election

11/2/2021

Page 17

Official Results**Registered Voters**
8349 of 14573 = 57.29%**Precincts Reporting**
0 of 39 = 0.00%**11-A San Juan SE**

231 of 354 registered voters = 65.25%

Charter Amendment Proposition No. 6

Choice	Party	Absentee Voting		Total	
Approved		66	30.99%	66	30.99%
Rejected		147	69.01%	147	69.01%
Cast Votes:		213	100.00%	213	100.00%
Undervotes:		18		18	
Overvotes:		0		0	
Unresolved write-in votes:		0		0	

SJI School District No. 149 Director 1 - 4-year term - vote for one

Choice	Party	Absentee Voting		Total	
Sarah Werling Sandwith		148	100.00%	148	100.00%
Cast Votes:		148	100.00%	148	100.00%
Undervotes:		82		82	
Overvotes:		0		0	
Unresolved write-in votes:		1		1	

SJI School District No. 149 Director 2 - 4-year term - vote for one

Choice	Party	Absentee Voting		Total	
Barbara Nash Bevens		145	100.00%	145	100.00%
Cast Votes:		145	100.00%	145	100.00%
Undervotes:		85		85	
Overvotes:		0		0	
Unresolved write-in votes:		1		1	

SJC Fire Protection District No. 3 Commissioner 2 - 6-year term - vote for one

Choice	Party	Absentee Voting		Total	
Bob Jarman		96	50.26%	96	50.26%
Dwight T. Colley		95	49.74%	95	49.74%
Cast Votes:		191	100.00%	191	100.00%
Undervotes:		40		40	
Overvotes:		0		0	
Unresolved write-in votes:		0		0	

Precinct Results Report

2021 General Election

Run Time 4:49 PM

Run Date 11/22/2021

San Juan County

2021 General Election

11/2/2021

Page 18

Official Results**Registered Voters**

8349 of 14573 = 57.29%

Precincts Reporting

0 of 39 = 0.00%

11-A San Juan SE

231 of 354 registered voters = 65.25%

Port of Friday Harbor Commissioner 3 - 6-year term - vote for one

Choice	Party	Absentee Voting		Total	
Greg Hertel		51	23.39%	51	23.39%
Victoria Compton		167	76.61%	167	76.61%
Cast Votes:		218	100.00%	218	100.00%
Undervotes:		11		11	
Overvotes:		0		0	
Unresolved write-in votes:		2		2	

SJI Park & Recreation District Commissioner 2 - 4-year term - vote for one

Choice	Party	Absentee Voting		Total	
Shannon Miniken		125	100.00%	125	100.00%
Cast Votes:		125	100.00%	125	100.00%
Undervotes:		104		104	
Overvotes:		0		0	
Unresolved write-in votes:		2		2	

SJI Park & Recreation District Commissioner 3 - 4-year term - vote for one

Choice	Party	Absentee Voting		Total	
Scott Zehner		144	100.00%	144	100.00%
Cast Votes:		144	100.00%	144	100.00%
Undervotes:		84		84	
Overvotes:		0		0	
Unresolved write-in votes:		3		3	

SJI Park & Recreation District Commissioner 5 - 4-year term - vote for one

Choice	Party	Absentee Voting		Total	
Allison M. Moalli		136	100.00%	136	100.00%
Cast Votes:		136	100.00%	136	100.00%
Undervotes:		94		94	
Overvotes:		0		0	
Unresolved write-in votes:		1		1	

Precinct Results Report

2021 General Election

Run Time 4:49 PM
Run Date 11/22/2021**San Juan County**

2021 General Election

11/2/2021

Page 19

Official Results**Registered Voters**
8349 of 14573 = 57.29%
Precincts Reporting
0 of 39 = 0.00%**11-A San Juan SE**

231 of 354 registered voters = 65.25%

SJC Cemetery District No. 1 Commissioner 2 - 6-year term - vote for one

Choice	Party	Absentee Voting		Total	
Kim Sundstrom		153	85.96%	153	85.96%
Linda M. Francis		25	14.04%	25	14.04%
Cast Votes:		178	100.00%	178	100.00%
Undervotes:		52		52	
Overvotes:		0		0	
Unresolved write-in votes:		1		1	

SJC Cemetery District No. 1 Commissioner 3 - 2-year unexpired term - vote for one

Choice	Party	Absentee Voting		Total	
Rex Guard		165	82.09%	165	82.09%
Daniel Miller		36	17.91%	36	17.91%
Cast Votes:		201	100.00%	201	100.00%
Undervotes:		30		30	
Overvotes:		0		0	
Unresolved write-in votes:		0		0	

SJC Public Hospital District No. 1 Commissioner 3 - 6-year term - vote for one

Choice	Party	Absentee Voting		Total	
Everett Clary		112	100.00%	112	100.00%
Cast Votes:		112	100.00%	112	100.00%
Undervotes:		114		114	
Overvotes:		0		0	
Unresolved write-in votes:		5		5	

SJC Public Hospital District No. 1 Commissioner 5 - 6-year term - vote for one

Choice	Party	Absentee Voting		Total	
Trish Lehman		138	100.00%	138	100.00%
Cast Votes:		138	100.00%	138	100.00%
Undervotes:		89		89	
Overvotes:		0		0	
Unresolved write-in votes:		4		4	

Precinct Results Report

2021 General Election

Run Time 4:49 PM
Run Date 11/22/2021

San Juan County

2021 General Election

11/2/2021

Page 20

Official Results

Registered Voters
8349 of 14573 = 57.29%

Precincts Reporting
0 of 39 = 0.00%

11-A San Juan SE

231 of 354 registered voters = 65.25%

SJC Fire Protection District No. 3 Proposition No. 1 - Emergency Medical Services (EMS) Levy

Choice	Party	Absentee Voting		Total	
Yes		114	51.82%	114	51.82%
No		106	48.18%	106	48.18%
Cast Votes:		220	100.00%	220	100.00%
Undervotes:		11		11	
Overvotes:		0		0	
Unresolved write-in votes:		0		0	

SJC Public Hospital District No. 1 Proposition No. 1 - Authorizing Regular Property Tax Levy

Choice	Party	Absentee Voting		Total	
Yes		112	50.22%	112	50.22%
No		111	49.78%	111	49.78%
Cast Votes:		223	100.00%	223	100.00%
Undervotes:		8		8	
Overvotes:		0		0	
Unresolved write-in votes:		0		0	

Precinct Results Report

2021 General Election

Run Time 4:49 PM
Run Date 11/22/2021**San Juan County**

2021 General Election

11/2/2021

Page 21

Official ResultsRegistered Voters
8349 of 14573 = 57.29%Precincts Reporting
0 of 39 = 0.00%**11-B San Juan SE**

106 of 153 registered voters = 69.28%

Advisory Vote No. 36 Engrossed Second Substitute House Bill 1477

Choice	Party	Absentee Voting		Total	
Repealed		38	44.71%	38	44.71%
Maintained		47	55.29%	47	55.29%
Cast Votes:		85	100.00%	85	100.00%
Undervotes:		21		21	
Overvotes:		0		0	
Unresolved write-in votes:		0		0	

Advisory Vote No. 37 Engrossed Substitute Senate Bill 5096

Choice	Party	Absentee Voting		Total	
Repealed		50	50.00%	50	50.00%
Maintained		50	50.00%	50	50.00%
Cast Votes:		100	100.00%	100	100.00%
Undervotes:		6		6	
Overvotes:		0		0	
Unresolved write-in votes:		0		0	

Advisory Vote No. 38 Second Substitute Senate Bill 5315

Choice	Party	Absentee Voting		Total	
Repealed		50	53.19%	50	53.19%
Maintained		44	46.81%	44	46.81%
Cast Votes:		94	100.00%	94	100.00%
Undervotes:		12		12	
Overvotes:		0		0	
Unresolved write-in votes:		0		0	

Charter Amendment Proposition No. 1

Choice	Party	Absentee Voting		Total	
Approved		42	41.18%	42	41.18%
Rejected		60	58.82%	60	58.82%
Cast Votes:		102	100.00%	102	100.00%
Undervotes:		4		4	
Overvotes:		0		0	
Unresolved write-in votes:		0		0	

Precinct Results Report

2021 General Election

Run Time 4:49 PM
Run Date 11/22/2021

San Juan County

2021 General Election

11/2/2021

Page 22

Official Results

Registered Voters
8349 of 14573 = 57.29%

Precincts Reporting
0 of 39 = 0.00%

11-B San Juan SE

106 of 153 registered voters = 69.28%

Charter Amendment Proposition No. 2

Choice	Party	Absentee Voting		Total	
Approved		81	78.64%	81	78.64%
Rejected		22	21.36%	22	21.36%
Cast Votes:		103	100.00%	103	100.00%
Undervotes:		3		3	
Overvotes:		0		0	
Unresolved write-in votes:		0		0	

Charter Amendment Proposition No. 3

Choice	Party	Absentee Voting		Total	
Approved		32	30.77%	32	30.77%
Rejected		72	69.23%	72	69.23%
Cast Votes:		104	100.00%	104	100.00%
Undervotes:		2		2	
Overvotes:		0		0	
Unresolved write-in votes:		0		0	

Charter Amendment Proposition No. 4

Choice	Party	Absentee Voting		Total	
Approved		29	29.29%	29	29.29%
Rejected		70	70.71%	70	70.71%
Cast Votes:		99	100.00%	99	100.00%
Undervotes:		7		7	
Overvotes:		0		0	
Unresolved write-in votes:		0		0	

Charter Amendment Proposition No. 5

Choice	Party	Absentee Voting		Total	
Approved		54	54.55%	54	54.55%
Rejected		45	45.45%	45	45.45%
Cast Votes:		99	100.00%	99	100.00%
Undervotes:		6		6	
Overvotes:		1		1	
Unresolved write-in votes:		0		0	

Precinct Results Report

2021 General Election

Run Time 4:49 PM

Run Date 11/22/2021

San Juan County

2021 General Election

11/2/2021

Page 23

Official Results**Registered Voters**

8349 of 14573 = 57.29%

Precincts Reporting

0 of 39 = 0.00%

11-B San Juan SE

106 of 153 registered voters = 69.28%

Charter Amendment Proposition No. 6

Choice	Party	Absentee Voting		Total	
Approved		37	36.63%	37	36.63%
Rejected		64	63.37%	64	63.37%
Cast Votes:		101	100.00%	101	100.00%
Undervotes:		5		5	
Overvotes:		0		0	
Unresolved write-in votes:		0		0	

SJI School District No. 149 Director 1 - 4-year term - vote for one

Choice	Party	Absentee Voting		Total	
Sarah Werling Sandwith		74	100.00%	74	100.00%
Cast Votes:		74	100.00%	74	100.00%
Undervotes:		29		29	
Overvotes:		0		0	
Unresolved write-in votes:		3		3	

SJI School District No. 149 Director 2 - 4-year term - vote for one

Choice	Party	Absentee Voting		Total	
Barbara Nash Bevens		71	100.00%	71	100.00%
Cast Votes:		71	100.00%	71	100.00%
Undervotes:		32		32	
Overvotes:		0		0	
Unresolved write-in votes:		3		3	

SJC Fire Protection District No. 3 Commissioner 2 - 6-year term - vote for one

Choice	Party	Absentee Voting		Total	
Bob Jarman		50	55.56%	50	55.56%
Dwight T. Colley		40	44.44%	40	44.44%
Cast Votes:		90	100.00%	90	100.00%
Undervotes:		16		16	
Overvotes:		0		0	
Unresolved write-in votes:		0		0	

Precinct Results Report

2021 General Election

Run Time 4:49 PM
Run Date 11/22/2021**San Juan County**

2021 General Election

11/2/2021

Page 24

Official Results**Registered Voters**
8349 of 14573 = 57.29%
Precincts Reporting
0 of 39 = 0.00%**11-B San Juan SE**

106 of 153 registered voters = 69.28%

Port of Friday Harbor Commissioner 3 - 6-year term - vote for one

Choice	Party	Absentee Voting		Total	
Greg Hertel		16	16.00%	16	16.00%
Victoria Compton		84	84.00%	84	84.00%
Cast Votes:		100	100.00%	100	100.00%
Undervotes:		5		5	
Overvotes:		0		0	
Unresolved write-in votes:		1		1	

SJI Park & Recreation District Commissioner 2 - 4-year term - vote for one

Choice	Party	Absentee Voting		Total	
Shannon Miniken		65	100.00%	65	100.00%
Cast Votes:		65	100.00%	65	100.00%
Undervotes:		41		41	
Overvotes:		0		0	
Unresolved write-in votes:		0		0	

SJI Park & Recreation District Commissioner 3 - 4-year term - vote for one

Choice	Party	Absentee Voting		Total	
Scott Zehner		74	100.00%	74	100.00%
Cast Votes:		74	100.00%	74	100.00%
Undervotes:		32		32	
Overvotes:		0		0	
Unresolved write-in votes:		0		0	

SJI Park & Recreation District Commissioner 5 - 4-year term - vote for one

Choice	Party	Absentee Voting		Total	
Allison M. Moalli		71	100.00%	71	100.00%
Cast Votes:		71	100.00%	71	100.00%
Undervotes:		35		35	
Overvotes:		0		0	
Unresolved write-in votes:		0		0	

Precinct Results Report

2021 General Election

Run Time 4:49 PM
Run Date 11/22/2021**San Juan County**

2021 General Election

11/2/2021

Page 25

Official ResultsRegistered Voters
8349 of 14573 = 57.29%Precincts Reporting
0 of 39 = 0.00%**11-B San Juan SE**

106 of 153 registered voters = 69.28%

SJC Cemetery District No. 1 Commissioner 2 - 6-year term - vote for one

Choice	Party	Absentee Voting		Total	
Kim Sundstrom		50	69.44%	50	69.44%
Linda M. Francis		22	30.56%	22	30.56%
Cast Votes:		72	100.00%	72	100.00%
Undervotes:		34		34	
Overvotes:		0		0	
Unresolved write-in votes:		0		0	

SJC Cemetery District No. 1 Commissioner 3 - 2-year unexpired term - vote for one

Choice	Party	Absentee Voting		Total	
Rex Guard		63	73.26%	63	73.26%
Daniel Miller		23	26.74%	23	26.74%
Cast Votes:		86	100.00%	86	100.00%
Undervotes:		20		20	
Overvotes:		0		0	
Unresolved write-in votes:		0		0	

SJC Public Hospital District No. 1 Commissioner 3 - 6-year term - vote for one

Choice	Party	Absentee Voting		Total	
Everett Clary		65	100.00%	65	100.00%
Cast Votes:		65	100.00%	65	100.00%
Undervotes:		38		38	
Overvotes:		0		0	
Unresolved write-in votes:		3		3	

SJC Public Hospital District No. 1 Commissioner 5 - 6-year term - vote for one

Choice	Party	Absentee Voting		Total	
Trish Lehman		68	100.00%	68	100.00%
Cast Votes:		68	100.00%	68	100.00%
Undervotes:		36		36	
Overvotes:		0		0	
Unresolved write-in votes:		2		2	

Precinct Results Report

2021 General Election

Run Time 4:49 PM
Run Date 11/22/2021**San Juan County**

2021 General Election

11/2/2021

Page 26

Official ResultsRegistered Voters
8349 of 14573 = 57.29%
Precincts Reporting
0 of 39 = 0.00%**11-B San Juan SE**

106 of 153 registered voters = 69.28%

Cape San Juan Water District Commissioner 1 - 4-year unexpired term - vote for one

Choice	Party	Absentee Voting		Total	
Roger Hill		85	100.00%	85	100.00%
	Cast Votes:	85	100.00%	85	100.00%
	Undervotes:	18		18	
	Overvotes:	0		0	
	Unresolved write-in votes:	3		3	

Cape San Juan Water District Commissioner 2 - 6-year term - vote for one

Choice	Party	Absentee Voting		Total	
Ken O'Brien		25	28.74%	25	28.74%
Luci Francis (W)		62	71.26%	62	71.26%
	Cast Votes:	87	100.00%	87	100.00%
	Undervotes:	15		15	
	Overvotes:	0		0	
	Unresolved write-in votes:	4		4	

Cape San Juan Water District Commissioner 3 - 2-year unexpired term - vote for one

Choice	Party	Absentee Voting		Total	
David Rumolo		91	100.00%	91	100.00%
	Cast Votes:	91	100.00%	91	100.00%
	Undervotes:	13		13	
	Overvotes:	0		0	
	Unresolved write-in votes:	2		2	

SJC Fire Protection District No. 3 Proposition No. 1 - Emergency Medical Services (EMS) Levy

Choice	Party	Absentee Voting		Total	
Yes		67	65.05%	67	65.05%
No		36	34.95%	36	34.95%
	Cast Votes:	103	100.00%	103	100.00%
	Undervotes:	3		3	
	Overvotes:	0		0	
	Unresolved write-in votes:	0		0	

Precinct Results Report

2021 General Election

Run Time 4:49 PM
Run Date 11/22/2021

San Juan County

2021 General Election

11/2/2021

Page 27

Official Results

Registered Voters
8349 of 14573 = 57.29%

Precincts Reporting
0 of 39 = 0.00%

11-B San Juan SE

106 of 153 registered voters = 69.28%

SJC Public Hospital District No. 1 Proposition No. 1 - Authorizing Regular Property Tax Levy

Choice	Party	Absentee Voting		Total	
Yes		53	51.96%	53	51.96%
No		49	48.04%	49	48.04%
Cast Votes:		102	100.00%	102	100.00%
Undervotes:		4		4	
Overvotes:		0		0	
Unresolved write-in votes:		0		0	

Precinct Results Report

2021 General Election

Run Time 4:49 PM

Run Date 11/22/2021

San Juan County

2021 General Election

11/2/2021

Page 28

Official Results**Registered Voters**

8349 of 14573 = 57.29%

Precincts Reporting

0 of 39 = 0.00%

11-C San Juan SE

52 of 64 registered voters = 81.25%

Advisory Vote No. 36 Engrossed Second Substitute House Bill 1477

Choice	Party	Absentee Voting		Total	
Repealed		12	28.57%	12	28.57%
Maintained		30	71.43%	30	71.43%
Cast Votes:		42	100.00%	42	100.00%
Undervotes:		10		10	
Overvotes:		0		0	
Unresolved write-in votes:		0		0	

Advisory Vote No. 37 Engrossed Substitute Senate Bill 5096

Choice	Party	Absentee Voting		Total	
Repealed		18	38.30%	18	38.30%
Maintained		29	61.70%	29	61.70%
Cast Votes:		47	100.00%	47	100.00%
Undervotes:		5		5	
Overvotes:		0		0	
Unresolved write-in votes:		0		0	

Advisory Vote No. 38 Second Substitute Senate Bill 5315

Choice	Party	Absentee Voting		Total	
Repealed		13	28.89%	13	28.89%
Maintained		32	71.11%	32	71.11%
Cast Votes:		45	100.00%	45	100.00%
Undervotes:		7		7	
Overvotes:		0		0	
Unresolved write-in votes:		0		0	

Charter Amendment Proposition No. 1

Choice	Party	Absentee Voting		Total	
Approved		31	64.58%	31	64.58%
Rejected		17	35.42%	17	35.42%
Cast Votes:		48	100.00%	48	100.00%
Undervotes:		4		4	
Overvotes:		0		0	
Unresolved write-in votes:		0		0	

Precinct Results Report

2021 General Election

Run Time 4:49 PM

Run Date 11/22/2021

San Juan County

2021 General Election

11/2/2021

Page 29

Official Results

Registered Voters

8349 of 14573 = 57.29%

Precincts Reporting

0 of 39 = 0.00%

11-C San Juan SE

52 of 64 registered voters = 81.25%

Charter Amendment Proposition No. 2

Choice	Party	Absentee Voting		Total	
Approved		39	78.00%	39	78.00%
Rejected		11	22.00%	11	22.00%
Cast Votes:		50	100.00%	50	100.00%
Undervotes:		2		2	
Overvotes:		0		0	
Unresolved write-in votes:		0		0	

Charter Amendment Proposition No. 3

Choice	Party	Absentee Voting		Total	
Approved		29	59.18%	29	59.18%
Rejected		20	40.82%	20	40.82%
Cast Votes:		49	100.00%	49	100.00%
Undervotes:		3		3	
Overvotes:		0		0	
Unresolved write-in votes:		0		0	

Charter Amendment Proposition No. 4

Choice	Party	Absentee Voting		Total	
Approved		15	30.00%	15	30.00%
Rejected		35	70.00%	35	70.00%
Cast Votes:		50	100.00%	50	100.00%
Undervotes:		2		2	
Overvotes:		0		0	
Unresolved write-in votes:		0		0	

Charter Amendment Proposition No. 5

Choice	Party	Absentee Voting		Total	
Approved		32	65.31%	32	65.31%
Rejected		17	34.69%	17	34.69%
Cast Votes:		49	100.00%	49	100.00%
Undervotes:		3		3	
Overvotes:		0		0	
Unresolved write-in votes:		0		0	

Precinct Results Report

2021 General Election

Run Time 4:49 PM

Run Date 11/22/2021

San Juan County

2021 General Election

11/2/2021

Page 30

Official Results**Registered Voters**

8349 of 14573 = 57.29%

Precincts Reporting

0 of 39 = 0.00%

11-C San Juan SE

52 of 64 registered voters = 81.25%

Charter Amendment Proposition No. 6

Choice	Party	Absentee Voting		Total	
Approved		26	56.52%	26	56.52%
Rejected		20	43.48%	20	43.48%
Cast Votes:		46	100.00%	46	100.00%
Undervotes:		6		6	
Overvotes:		0		0	
Unresolved write-in votes:		0		0	

SJI School District No. 149 Director 1 - 4-year term - vote for one

Choice	Party	Absentee Voting		Total	
Sarah Werling Sandwith		37	100.00%	37	100.00%
Cast Votes:		37	100.00%	37	100.00%
Undervotes:		15		15	
Overvotes:		0		0	
Unresolved write-in votes:		0		0	

SJI School District No. 149 Director 2 - 4-year term - vote for one

Choice	Party	Absentee Voting		Total	
Barbara Nash Bevens		34	100.00%	34	100.00%
Cast Votes:		34	100.00%	34	100.00%
Undervotes:		18		18	
Overvotes:		0		0	
Unresolved write-in votes:		0		0	

SJC Fire Protection District No. 3 Commissioner 2 - 6-year term - vote for one

Choice	Party	Absentee Voting		Total	
Bob Jarman		24	51.06%	24	51.06%
Dwight T. Colley		23	48.94%	23	48.94%
Cast Votes:		47	100.00%	47	100.00%
Undervotes:		5		5	
Overvotes:		0		0	
Unresolved write-in votes:		0		0	

Precinct Results Report

2021 General Election

Run Time 4:49 PM
Run Date 11/22/2021**San Juan County**

2021 General Election

11/2/2021

Page 31

Official ResultsRegistered Voters
8349 of 14573 = 57.29%Precincts Reporting
0 of 39 = 0.00%**11-C San Juan SE**

52 of 64 registered voters = 81.25%

Port of Friday Harbor Commissioner 3 - 6-year term - vote for one

Choice	Party	Absentee Voting		Total	
Greg Hertel		16	32.65%	16	32.65%
Victoria Compton		33	67.35%	33	67.35%
Cast Votes:		49	100.00%	49	100.00%
Undervotes:		3		3	
Overvotes:		0		0	
Unresolved write-in votes:		0		0	

SJI Park & Recreation District Commissioner 2 - 4-year term - vote for one

Choice	Party	Absentee Voting		Total	
Shannon Miniken		33	100.00%	33	100.00%
Cast Votes:		33	100.00%	33	100.00%
Undervotes:		19		19	
Overvotes:		0		0	
Unresolved write-in votes:		0		0	

SJI Park & Recreation District Commissioner 3 - 4-year term - vote for one

Choice	Party	Absentee Voting		Total	
Scott Zehner		39	100.00%	39	100.00%
Cast Votes:		39	100.00%	39	100.00%
Undervotes:		13		13	
Overvotes:		0		0	
Unresolved write-in votes:		0		0	

SJI Park & Recreation District Commissioner 5 - 4-year term - vote for one

Choice	Party	Absentee Voting		Total	
Allison M. Moalli		35	100.00%	35	100.00%
Cast Votes:		35	100.00%	35	100.00%
Undervotes:		17		17	
Overvotes:		0		0	
Unresolved write-in votes:		0		0	

Precinct Results Report

2021 General Election

Run Time 4:49 PM
Run Date 11/22/2021**San Juan County**

2021 General Election

11/2/2021

Page 32

Official ResultsRegistered Voters
8349 of 14573 = 57.29%Precincts Reporting
0 of 39 = 0.00%**11-C San Juan SE**

52 of 64 registered voters = 81.25%

SJC Cemetery District No. 1 Commissioner 2 - 6-year term - vote for one

Choice	Party	Absentee Voting		Total	
Kim Sundstrom		31	79.49%	31	79.49%
Linda M. Francis		8	20.51%	8	20.51%
Cast Votes:		39	100.00%	39	100.00%
Undervotes:		13		13	
Overvotes:		0		0	
Unresolved write-in votes:		0		0	

SJC Cemetery District No. 1 Commissioner 3 - 2-year unexpired term - vote for one

Choice	Party	Absentee Voting		Total	
Rex Guard		31	70.45%	31	70.45%
Daniel Miller		13	29.55%	13	29.55%
Cast Votes:		44	100.00%	44	100.00%
Undervotes:		8		8	
Overvotes:		0		0	
Unresolved write-in votes:		0		0	

SJC Public Hospital District No. 1 Commissioner 3 - 6-year term - vote for one

Choice	Party	Absentee Voting		Total	
Everett Clary		29	100.00%	29	100.00%
Cast Votes:		29	100.00%	29	100.00%
Undervotes:		22		22	
Overvotes:		0		0	
Unresolved write-in votes:		1		1	

SJC Public Hospital District No. 1 Commissioner 5 - 6-year term - vote for one

Choice	Party	Absentee Voting		Total	
Trish Lehman		36	100.00%	36	100.00%
Cast Votes:		36	100.00%	36	100.00%
Undervotes:		16		16	
Overvotes:		0		0	
Unresolved write-in votes:		0		0	

Precinct Results Report

2021 General Election

Run Time 4:49 PM

Run Date 11/22/2021

San Juan County

2021 General Election

11/2/2021

Page 33

Official Results**Registered Voters**

8349 of 14573 = 57.29%

Precincts Reporting

0 of 39 = 0.00%

11-C San Juan SE

52 of 64 registered voters = 81.25%

Cattle Point Water District Commissioner 2 - 6-year short/full term - vote for one

Choice	Party	Absentee Voting		Total	
Mark L. Prugar		45	100.00%	45	100.00%
	Cast Votes:	45	100.00%	45	100.00%
	Undervotes:	7		7	
	Overvotes:	0		0	
	Unresolved write-in votes:	0		0	

Cattle Point Water District Commissioner 3 - 4-year unexpired term - vote for one

Choice	Party	Absentee Voting		Total	
Doug Musgrove		48	100.00%	48	100.00%
	Cast Votes:	48	100.00%	48	100.00%
	Undervotes:	4		4	
	Overvotes:	0		0	
	Unresolved write-in votes:	0		0	

SJC Fire Protection District No. 3 Proposition No. 1 - Emergency Medical Services (EMS) Levy

Choice	Party	Absentee Voting		Total	
Yes		42	85.71%	42	85.71%
No		7	14.29%	7	14.29%
	Cast Votes:	49	100.00%	49	100.00%
	Undervotes:	3		3	
	Overvotes:	0		0	
	Unresolved write-in votes:	0		0	

Precinct Results Report

2021 General Election

Run Time 4:49 PM

Run Date 11/22/2021

San Juan County

2021 General Election

11/2/2021

Page 34

Official Results

Registered Voters

8349 of 14573 = 57.29%

Precincts Reporting

0 of 39 = 0.00%

11-C San Juan SE

52 of 64 registered voters = 81.25%

SJC Public Hospital District No. 1 Proposition No. 1 - Authorizing Regular Property Tax Levy

Choice	Party	Absentee Voting		Total	
Yes		35	70.00%	35	70.00%
No		15	30.00%	15	30.00%
Cast Votes:		50	100.00%	50	100.00%
Undervotes:		2		2	
Overvotes:		0		0	
Unresolved write-in votes:		0		0	

Precinct Results Report

2021 General Election

Run Time 4:49 PM

Run Date 11/22/2021

San Juan County

2021 General Election

11/2/2021

Page 35

Official Results**Registered Voters**

8349 of 14573 = 57.29%

Precincts Reporting

0 of 39 = 0.00%

12-A San Juan SW

132 of 195 registered voters = 67.69%

Advisory Vote No. 36 Engrossed Second Substitute House Bill 1477

Choice	Party	Absentee Voting		Total	
Repealed		53	42.40%	53	42.40%
Maintained		72	57.60%	72	57.60%
Cast Votes:		125	100.00%	125	100.00%
Undervotes:		7		7	
Overvotes:		0		0	
Unresolved write-in votes:		0		0	

Advisory Vote No. 37 Engrossed Substitute Senate Bill 5096

Choice	Party	Absentee Voting		Total	
Repealed		56	44.44%	56	44.44%
Maintained		70	55.56%	70	55.56%
Cast Votes:		126	100.00%	126	100.00%
Undervotes:		6		6	
Overvotes:		0		0	
Unresolved write-in votes:		0		0	

Advisory Vote No. 38 Second Substitute Senate Bill 5315

Choice	Party	Absentee Voting		Total	
Repealed		52	44.07%	52	44.07%
Maintained		66	55.93%	66	55.93%
Cast Votes:		118	100.00%	118	100.00%
Undervotes:		14		14	
Overvotes:		0		0	
Unresolved write-in votes:		0		0	

Charter Amendment Proposition No. 1

Choice	Party	Absentee Voting		Total	
Approved		79	61.72%	79	61.72%
Rejected		49	38.28%	49	38.28%
Cast Votes:		128	100.00%	128	100.00%
Undervotes:		4		4	
Overvotes:		0		0	
Unresolved write-in votes:		0		0	

Precinct Results Report

2021 General Election

Run Time 4:49 PM
Run Date 11/22/2021**San Juan County**

2021 General Election

11/2/2021

Page 36

Official Results**Registered Voters**
8349 of 14573 = 57.29%**Precincts Reporting**
0 of 39 = 0.00%**12-A San Juan SW**

132 of 195 registered voters = 67.69%

Charter Amendment Proposition No. 2

Choice	Party	Absentee Voting		Total	
Approved		103	80.47%	103	80.47%
Rejected		25	19.53%	25	19.53%
Cast Votes:		128	100.00%	128	100.00%
Undervotes:		4		4	
Overvotes:		0		0	
Unresolved write-in votes:		0		0	

Charter Amendment Proposition No. 3

Choice	Party	Absentee Voting		Total	
Approved		65	50.00%	65	50.00%
Rejected		65	50.00%	65	50.00%
Cast Votes:		130	100.00%	130	100.00%
Undervotes:		2		2	
Overvotes:		0		0	
Unresolved write-in votes:		0		0	

Charter Amendment Proposition No. 4

Choice	Party	Absentee Voting		Total	
Approved		49	38.58%	49	38.58%
Rejected		78	61.42%	78	61.42%
Cast Votes:		127	100.00%	127	100.00%
Undervotes:		5		5	
Overvotes:		0		0	
Unresolved write-in votes:		0		0	

Charter Amendment Proposition No. 5

Choice	Party	Absentee Voting		Total	
Approved		80	63.49%	80	63.49%
Rejected		46	36.51%	46	36.51%
Cast Votes:		126	100.00%	126	100.00%
Undervotes:		6		6	
Overvotes:		0		0	
Unresolved write-in votes:		0		0	

Precinct Results Report

2021 General Election

Run Time 4:49 PM
Run Date 11/22/2021**San Juan County**

2021 General Election

11/2/2021
Page 37**Official Results**Registered Voters
8349 of 14573 = 57.29%
Precincts Reporting
0 of 39 = 0.00%**12-A San Juan SW**

132 of 195 registered voters = 67.69%

Charter Amendment Proposition No. 6

Choice	Party	Absentee Voting		Total	
Approved		57	45.60%	57	45.60%
Rejected		68	54.40%	68	54.40%
Cast Votes:		125	100.00%	125	100.00%
Undervotes:		7		7	
Overvotes:		0		0	
Unresolved write-in votes:		0		0	

SJI School District No. 149 Director 1 - 4-year term - vote for one

Choice	Party	Absentee Voting		Total	
Sarah Werling Sandwith		82	100.00%	82	100.00%
Cast Votes:		82	100.00%	82	100.00%
Undervotes:		47		47	
Overvotes:		0		0	
Unresolved write-in votes:		3		3	

SJI School District No. 149 Director 2 - 4-year term - vote for one

Choice	Party	Absentee Voting		Total	
Barbara Nash Bevens		82	100.00%	82	100.00%
Cast Votes:		82	100.00%	82	100.00%
Undervotes:		47		47	
Overvotes:		0		0	
Unresolved write-in votes:		3		3	

SJC Fire Protection District No. 3 Commissioner 2 - 6-year term - vote for one

Choice	Party	Absentee Voting		Total	
Bob Jarman		53	46.90%	53	46.90%
Dwight T. Colley		60	53.10%	60	53.10%
Cast Votes:		113	100.00%	113	100.00%
Undervotes:		19		19	
Overvotes:		0		0	
Unresolved write-in votes:		0		0	

Precinct Results Report

2021 General Election

Run Time 4:49 PM
Run Date 11/22/2021**San Juan County**

2021 General Election

11/2/2021

Page 38

Official ResultsRegistered Voters
8349 of 14573 = 57.29%Precincts Reporting
0 of 39 = 0.00%**12-A San Juan SW**

132 of 195 registered voters = 67.69%

Port of Friday Harbor Commissioner 3 - 6-year term - vote for one

Choice	Party	Absentee Voting		Total	
Greg Hertel		23	20.35%	23	20.35%
Victoria Compton		90	79.65%	90	79.65%
Cast Votes:		113	100.00%	113	100.00%
Undervotes:		18		18	
Overvotes:		0		0	
Unresolved write-in votes:		1		1	

SJI Park & Recreation District Commissioner 2 - 4-year term - vote for one

Choice	Party	Absentee Voting		Total	
Shannon Miniken		81	100.00%	81	100.00%
Cast Votes:		81	100.00%	81	100.00%
Undervotes:		50		50	
Overvotes:		0		0	
Unresolved write-in votes:		1		1	

SJI Park & Recreation District Commissioner 3 - 4-year term - vote for one

Choice	Party	Absentee Voting		Total	
Scott Zehner		92	100.00%	92	100.00%
Cast Votes:		92	100.00%	92	100.00%
Undervotes:		39		39	
Overvotes:		0		0	
Unresolved write-in votes:		1		1	

SJI Park & Recreation District Commissioner 5 - 4-year term - vote for one

Choice	Party	Absentee Voting		Total	
Allison M. Moalli		84	100.00%	84	100.00%
Cast Votes:		84	100.00%	84	100.00%
Undervotes:		47		47	
Overvotes:		0		0	
Unresolved write-in votes:		1		1	

Precinct Results Report

2021 General Election

Run Time 4:49 PM

Run Date 11/22/2021

San Juan County

2021 General Election

11/2/2021

Page 39

Official Results**Registered Voters**

8349 of 14573 = 57.29%

Precincts Reporting

0 of 39 = 0.00%

12-A San Juan SW

132 of 195 registered voters = 67.69%

SJC Cemetery District No. 1 Commissioner 2 - 6-year term - vote for one

Choice	Party	Absentee Voting		Total	
Kim Sundstrom		78	77.23%	78	77.23%
Linda M. Francis		23	22.77%	23	22.77%
Cast Votes:		101	100.00%	101	100.00%
Undervotes:		30		30	
Overvotes:		0		0	
Unresolved write-in votes:		1		1	

SJC Cemetery District No. 1 Commissioner 3 - 2-year unexpired term - vote for one

Choice	Party	Absentee Voting		Total	
Rex Guard		94	87.04%	94	87.04%
Daniel Miller		14	12.96%	14	12.96%
Cast Votes:		108	100.00%	108	100.00%
Undervotes:		23		23	
Overvotes:		0		0	
Unresolved write-in votes:		1		1	

SJC Public Hospital District No. 1 Commissioner 3 - 6-year term - vote for one

Choice	Party	Absentee Voting		Total	
Everett Clary		71	100.00%	71	100.00%
Cast Votes:		71	100.00%	71	100.00%
Undervotes:		59		59	
Overvotes:		0		0	
Unresolved write-in votes:		2		2	

SJC Public Hospital District No. 1 Commissioner 5 - 6-year term - vote for one

Choice	Party	Absentee Voting		Total	
Trish Lehman		83	100.00%	83	100.00%
Cast Votes:		83	100.00%	83	100.00%
Undervotes:		47		47	
Overvotes:		0		0	
Unresolved write-in votes:		2		2	

Precinct Results Report

2021 General Election

Run Time 4:49 PM
Run Date 11/22/2021

San Juan County

2021 General Election

11/2/2021
Page 40

Official Results

Registered Voters
8349 of 14573 = 57.29%
Precincts Reporting
0 of 39 = 0.00%

12-A San Juan SW

132 of 195 registered voters = 67.69%

SJC Fire Protection District No. 3 Proposition No. 1 - Emergency Medical Services (EMS) Levy

Choice	Party	Absentee Voting		Total	
Yes		86	67.19%	86	67.19%
No		42	32.81%	42	32.81%
Cast Votes:		128	100.00%	128	100.00%
Undervotes:		4		4	
Overvotes:		0		0	
Unresolved write-in votes:		0		0	

SJC Public Hospital District No. 1 Proposition No. 1 - Authorizing Regular Property Tax Levy

Choice	Party	Absentee Voting		Total	
Yes		80	61.54%	80	61.54%
No		50	38.46%	50	38.46%
Cast Votes:		130	100.00%	130	100.00%
Undervotes:		1		1	
Overvotes:		1		1	
Unresolved write-in votes:		0		0	

Precinct Results Report

2021 General Election

Run Time 4:49 PM
Run Date 11/22/2021**San Juan County**

2021 General Election

11/2/2021

Page 41

Official ResultsRegistered Voters
8349 of 14573 = 57.29%
Precincts Reporting
0 of 39 = 0.00%**12-B San Juan SW**

404 of 636 registered voters = 63.52%

Advisory Vote No. 36 Engrossed Second Substitute House Bill 1477

Choice	Party	Absentee Voting		Total	
Repealed		165	44.84%	165	44.84%
Maintained		203	55.16%	203	55.16%
Cast Votes:		368	100.00%	368	100.00%
Undervotes:		36		36	
Overvotes:		0		0	
Unresolved write-in votes:		0		0	

Advisory Vote No. 37 Engrossed Substitute Senate Bill 5096

Choice	Party	Absentee Voting		Total	
Repealed		188	50.67%	188	50.67%
Maintained		183	49.33%	183	49.33%
Cast Votes:		371	100.00%	371	100.00%
Undervotes:		33		33	
Overvotes:		0		0	
Unresolved write-in votes:		0		0	

Advisory Vote No. 38 Second Substitute Senate Bill 5315

Choice	Party	Absentee Voting		Total	
Repealed		169	48.70%	169	48.70%
Maintained		178	51.30%	178	51.30%
Cast Votes:		347	100.00%	347	100.00%
Undervotes:		57		57	
Overvotes:		0		0	
Unresolved write-in votes:		0		0	

Charter Amendment Proposition No. 1

Choice	Party	Absentee Voting		Total	
Approved		187	48.45%	187	48.45%
Rejected		199	51.55%	199	51.55%
Cast Votes:		386	100.00%	386	100.00%
Undervotes:		18		18	
Overvotes:		0		0	
Unresolved write-in votes:		0		0	

Precinct Results Report

2021 General Election

Run Time 4:49 PM

Run Date 11/22/2021

San Juan County

2021 General Election

11/2/2021

Page 42

Official Results**Registered Voters**

8349 of 14573 = 57.29%

Precincts Reporting

0 of 39 = 0.00%

12-B San Juan SW

404 of 636 registered voters = 63.52%

Charter Amendment Proposition No. 2

Choice	Party	Absentee Voting		Total	
Approved		261	67.79%	261	67.79%
Rejected		124	32.21%	124	32.21%
Cast Votes:		385	100.00%	385	100.00%
Undervotes:		19		19	
Overvotes:		0		0	
Unresolved write-in votes:		0		0	

Charter Amendment Proposition No. 3

Choice	Party	Absentee Voting		Total	
Approved		162	41.86%	162	41.86%
Rejected		225	58.14%	225	58.14%
Cast Votes:		387	100.00%	387	100.00%
Undervotes:		17		17	
Overvotes:		0		0	
Unresolved write-in votes:		0		0	

Charter Amendment Proposition No. 4

Choice	Party	Absentee Voting		Total	
Approved		126	33.07%	126	33.07%
Rejected		255	66.93%	255	66.93%
Cast Votes:		381	100.00%	381	100.00%
Undervotes:		23		23	
Overvotes:		0		0	
Unresolved write-in votes:		0		0	

Charter Amendment Proposition No. 5

Choice	Party	Absentee Voting		Total	
Approved		182	49.06%	182	49.06%
Rejected		189	50.94%	189	50.94%
Cast Votes:		371	100.00%	371	100.00%
Undervotes:		33		33	
Overvotes:		0		0	
Unresolved write-in votes:		0		0	

Precinct Results Report

2021 General Election

Run Time 4:49 PM

Run Date 11/22/2021

San Juan County

2021 General Election

11/2/2021

Page 43

Official Results**Registered Voters**

8349 of 14573 = 57.29%

Precincts Reporting

0 of 39 = 0.00%

12-B San Juan SW

404 of 636 registered voters = 63.52%

Charter Amendment Proposition No. 6

Choice	Party	Absentee Voting		Total	
Approved		145	39.08%	145	39.08%
Rejected		226	60.92%	226	60.92%
Cast Votes:		371	100.00%	371	100.00%
Undervotes:		33		33	
Overvotes:		0		0	
Unresolved write-in votes:		0		0	

SJI School District No. 149 Director 1 - 4-year term - vote for one

Choice	Party	Absentee Voting		Total	
Sarah Werling Sandwith		265	100.00%	265	100.00%
Cast Votes:		265	100.00%	265	100.00%
Undervotes:		135		135	
Overvotes:		0		0	
Unresolved write-in votes:		4		4	

SJI School District No. 149 Director 2 - 4-year term - vote for one

Choice	Party	Absentee Voting		Total	
Barbara Nash Bevens		253	100.00%	253	100.00%
Cast Votes:		253	100.00%	253	100.00%
Undervotes:		145		145	
Overvotes:		0		0	
Unresolved write-in votes:		6		6	

SJC Fire Protection District No. 3 Commissioner 2 - 6-year term - vote for one

Choice	Party	Absentee Voting		Total	
Bob Jarman		200	53.33%	200	53.33%
Dwight T. Colley		175	46.67%	175	46.67%
Cast Votes:		375	100.00%	375	100.00%
Undervotes:		28		28	
Overvotes:		0		0	
Unresolved write-in votes:		1		1	

Precinct Results Report

2021 General Election

Run Time 4:49 PM

Run Date 11/22/2021

San Juan County

2021 General Election

11/2/2021

Page 44

Official Results**Registered Voters**

8349 of 14573 = 57.29%

Precincts Reporting

0 of 39 = 0.00%

12-B San Juan SW

404 of 636 registered voters = 63.52%

Port of Friday Harbor Commissioner 3 - 6-year term - vote for one

Choice	Party	Absentee Voting		Total	
Greg Hertel		95	25.40%	95	25.40%
Victoria Compton		279	74.60%	279	74.60%
Cast Votes:		374	100.00%	374	100.00%
Undervotes:		30		30	
Overvotes:		0		0	
Unresolved write-in votes:		0		0	

SJI Park & Recreation District Commissioner 2 - 4-year term - vote for one

Choice	Party	Absentee Voting		Total	
Shannon Miniken		224	100.00%	224	100.00%
Cast Votes:		224	100.00%	224	100.00%
Undervotes:		175		175	
Overvotes:		0		0	
Unresolved write-in votes:		5		5	

SJI Park & Recreation District Commissioner 3 - 4-year term - vote for one

Choice	Party	Absentee Voting		Total	
Scott Zehner		272	100.00%	272	100.00%
Cast Votes:		272	100.00%	272	100.00%
Undervotes:		130		130	
Overvotes:		0		0	
Unresolved write-in votes:		2		2	

SJI Park & Recreation District Commissioner 5 - 4-year term - vote for one

Choice	Party	Absentee Voting		Total	
Allison M. Moalli		266	100.00%	266	100.00%
Cast Votes:		266	100.00%	266	100.00%
Undervotes:		135		135	
Overvotes:		0		0	
Unresolved write-in votes:		3		3	

Precinct Results Report

2021 General Election

Run Time 4:49 PM
Run Date 11/22/2021**San Juan County**

2021 General Election

11/2/2021

Page 45

Official Results**Registered Voters**

8349 of 14573 = 57.29%

Precincts Reporting

0 of 39 = 0.00%

12-B San Juan SW

404 of 636 registered voters = 63.52%

SJC Cemetery District No. 1 Commissioner 2 - 6-year term - vote for one

Choice	Party	Absentee Voting		Total	
Kim Sundstrom		268	81.21%	268	81.21%
Linda M. Francis		62	18.79%	62	18.79%
Cast Votes:		330	100.00%	330	100.00%
Undervotes:		74		74	
Overvotes:		0		0	
Unresolved write-in votes:		0		0	

SJC Cemetery District No. 1 Commissioner 3 - 2-year unexpired term - vote for one

Choice	Party	Absentee Voting		Total	
Rex Guard		310	85.87%	310	85.87%
Daniel Miller		51	14.13%	51	14.13%
Cast Votes:		361	100.00%	361	100.00%
Undervotes:		43		43	
Overvotes:		0		0	
Unresolved write-in votes:		0		0	

SJC Public Hospital District No. 1 Commissioner 3 - 6-year term - vote for one

Choice	Party	Absentee Voting		Total	
Everett Clay		221	100.00%	221	100.00%
Cast Votes:		221	100.00%	221	100.00%
Undervotes:		172		172	
Overvotes:		0		0	
Unresolved write-in votes:		11		11	

SJC Public Hospital District No. 1 Commissioner 5 - 6-year term - vote for one

Choice	Party	Absentee Voting		Total	
Trish Lehman		268	100.00%	268	100.00%
Cast Votes:		268	100.00%	268	100.00%
Undervotes:		129		129	
Overvotes:		0		0	
Unresolved write-in votes:		7		7	

Precinct Results Report

2021 General Election

Run Time 4:49 PM

Run Date 11/22/2021

San Juan County

2021 General Election

11/2/2021

Page 46

Official Results**Registered Voters**

8349 of 14573 = 57.29%

Precincts Reporting

0 of 39 = 0.00%

12-B San Juan SW

404 of 636 registered voters = 63.52%

SJC Fire Protection District No. 3 Proposition No. 1 - Emergency Medical Services (EMS) Levy

Choice	Party	Absentee Voting		Total	
Yes		221	57.11%	221	57.11%
No		166	42.89%	166	42.89%
Cast Votes:		387	100.00%	387	100.00%
Undervotes:		17		17	
Overvotes:		0		0	
Unresolved write-in votes:		0		0	

SJC Public Hospital District No. 1 Proposition No. 1 - Authorizing Regular Property Tax Levy

Choice	Party	Absentee Voting		Total	
Yes		206	53.23%	206	53.23%
No		181	46.77%	181	46.77%
Cast Votes:		387	100.00%	387	100.00%
Undervotes:		17		17	
Overvotes:		0		0	
Unresolved write-in votes:		0		0	

Precinct Results Report

2021 General Election

Run Time 4:49 PM

Run Date 11/22/2021

San Juan County

2021 General Election

11/2/2021

Page 47

Official Results**Registered Voters**

8349 of 14573 = 57.29%

Precincts Reporting

0 of 39 = 0.00%

13-A San Juan Central

470 of 811 registered voters = 57.95%

Advisory Vote No. 36 Engrossed Second Substitute House Bill 1477

Choice	Party	Absentee Voting		Total	
Repealed		184	42.79%	184	42.79%
Maintained		246	57.21%	246	57.21%
Cast Votes:		430	100.00%	430	100.00%
Undervotes:		40		40	
Overvotes:		0		0	
Unresolved write-in votes:		0		0	

Advisory Vote No. 37 Engrossed Substitute Senate Bill 5096

Choice	Party	Absentee Voting		Total	
Repealed		206	47.47%	206	47.47%
Maintained		228	52.53%	228	52.53%
Cast Votes:		434	100.00%	434	100.00%
Undervotes:		36		36	
Overvotes:		0		0	
Unresolved write-in votes:		0		0	

Advisory Vote No. 38 Second Substitute Senate Bill 5315

Choice	Party	Absentee Voting		Total	
Repealed		188	47.00%	188	47.00%
Maintained		212	53.00%	212	53.00%
Cast Votes:		400	100.00%	400	100.00%
Undervotes:		70		70	
Overvotes:		0		0	
Unresolved write-in votes:		0		0	

Charter Amendment Proposition No. 1

Choice	Party	Absentee Voting		Total	
Approved		237	51.52%	237	51.52%
Rejected		223	48.48%	223	48.48%
Cast Votes:		460	100.00%	460	100.00%
Undervotes:		10		10	
Overvotes:		0		0	
Unresolved write-in votes:		0		0	

Precinct Results Report

2021 General Election

Run Time 4:49 PM
Run Date 11/22/2021

San Juan County

2021 General Election

11/2/2021

Page 48

Official Results

Registered Voters
8349 of 14573 = 57.29%

Precincts Reporting
0 of 39 = 0.00%

13-A San Juan Central 470 of 811 registered voters = 57.95%

Charter Amendment Proposition No. 2

Choice	Party	Absentee Voting		Total	
Approved		338	73.48%	338	73.48%
Rejected		122	26.52%	122	26.52%
Cast Votes:		460	100.00%	460	100.00%
Undervotes:		10		10	
Overvotes:		0		0	
Unresolved write-in votes:		0		0	

Charter Amendment Proposition No. 3

Choice	Party	Absentee Voting		Total	
Approved		193	41.87%	193	41.87%
Rejected		268	58.13%	268	58.13%
Cast Votes:		461	100.00%	461	100.00%
Undervotes:		9		9	
Overvotes:		0		0	
Unresolved write-in votes:		0		0	

Charter Amendment Proposition No. 4

Choice	Party	Absentee Voting		Total	
Approved		145	32.66%	145	32.66%
Rejected		299	67.34%	299	67.34%
Cast Votes:		444	100.00%	444	100.00%
Undervotes:		26		26	
Overvotes:		0		0	
Unresolved write-in votes:		0		0	

Charter Amendment Proposition No. 5

Choice	Party	Absentee Voting		Total	
Approved		228	51.01%	228	51.01%
Rejected		219	48.99%	219	48.99%
Cast Votes:		447	100.00%	447	100.00%
Undervotes:		23		23	
Overvotes:		0		0	
Unresolved write-in votes:		0		0	

Precinct Results Report

2021 General Election

Run Time 4:49 PM

Run Date 11/22/2021

San Juan County

2021 General Election

11/2/2021

Page 49

Official Results**Registered Voters**

8349 of 14573 = 57.29%

Precincts Reporting

0 of 39 = 0.00%

13-A San Juan Central

470 of 811 registered voters = 57.95%

Charter Amendment Proposition No. 6

Choice	Party	Absentee Voting		Total	
Approved		171	38.60%	171	38.60%
Rejected		272	61.40%	272	61.40%
Cast Votes:		443	100.00%	443	100.00%
Undervotes:		27		27	
Overvotes:		0		0	
Unresolved write-in votes:		0		0	

SJI School District No. 149 Director 1 - 4-year term - vote for one

Choice	Party	Absentee Voting		Total	
Sarah Werling Sandwith		297	100.00%	297	100.00%
Cast Votes:		297	100.00%	297	100.00%
Undervotes:		166		166	
Overvotes:		0		0	
Unresolved write-in votes:		7		7	

SJI School District No. 149 Director 2 - 4-year term - vote for one

Choice	Party	Absentee Voting		Total	
Barbara Nash Bevans		270	100.00%	270	100.00%
Cast Votes:		270	100.00%	270	100.00%
Undervotes:		188		188	
Overvotes:		0		0	
Unresolved write-in votes:		12		12	

SJC Fire Protection District No. 3 Commissioner 2 - 6-year term - vote for one

Choice	Party	Absentee Voting		Total	
Bob Jarman		205	48.01%	205	48.01%
Dwight T. Colley		222	51.99%	222	51.99%
Cast Votes:		427	100.00%	427	100.00%
Undervotes:		41		41	
Overvotes:		0		0	
Unresolved write-in votes:		2		2	

Precinct Results Report

2021 General Election

Run Time 4:49 PM
Run Date 11/22/2021**San Juan County**

2021 General Election

11/2/2021

Page 50

Official ResultsRegistered Voters
8349 of 14573 = 57.29%Precincts Reporting
0 of 39 = 0.00%**13-A San Juan Central**

470 of 811 registered voters = 57.95%

Port of Friday Harbor Commissioner 3 - 6-year term - vote for one

Choice	Party	Absentee Voting		Total	
Greg Hertel		125	29.00%	125	29.00%
Victoria Compton		306	71.00%	306	71.00%
Cast Votes:		431	100.00%	431	100.00%
Undervotes:		37		37	
Overvotes:		0		0	
Unresolved write-in votes:		2		2	

SJI Park & Recreation District Commissioner 2 - 4-year term - vote for one

Choice	Party	Absentee Voting		Total	
Shannon Miniken		238	100.00%	238	100.00%
Cast Votes:		238	100.00%	238	100.00%
Undervotes:		224		224	
Overvotes:		0		0	
Unresolved write-in votes:		8		8	

SJI Park & Recreation District Commissioner 3 - 4-year term - vote for one

Choice	Party	Absentee Voting		Total	
Scott Zehner		315	100.00%	315	100.00%
Cast Votes:		315	100.00%	315	100.00%
Undervotes:		153		153	
Overvotes:		0		0	
Unresolved write-in votes:		2		2	

SJI Park & Recreation District Commissioner 5 - 4-year term - vote for one

Choice	Party	Absentee Voting		Total	
Allison M. Moalli		275	100.00%	275	100.00%
Cast Votes:		275	100.00%	275	100.00%
Undervotes:		191		191	
Overvotes:		0		0	
Unresolved write-in votes:		4		4	

Precinct Results Report

2021 General Election

Run Time 4:49 PM

Run Date 11/22/2021

San Juan County

2021 General Election

11/2/2021

Page 51

Official Results**Registered Voters**

8349 of 14573 = 57.29%

Precincts Reporting

0 of 39 = 0.00%

13-A San Juan Central

470 of 811 registered voters = 57.95%

SJC Cemetery District No. 1 Commissioner 2 - 6-year term - vote for one

Choice	Party	Absentee Voting		Total	
Kim Sundstrom		324	84.38%	324	84.38%
Linda M. Francis		60	15.63%	60	15.63%
Cast Votes:		384	100.00%	384	100.00%
Undervotes:		83		83	
Overvotes:		0		0	
Unresolved write-in votes:		3		3	

SJC Cemetery District No. 1 Commissioner 3 - 2-year unexpired term - vote for one

Choice	Party	Absentee Voting		Total	
Rex Guard		352	83.61%	352	83.61%
Daniel Miller		69	16.39%	69	16.39%
Cast Votes:		421	100.00%	421	100.00%
Undervotes:		48		48	
Overvotes:		0		0	
Unresolved write-in votes:		1		1	

SJC Public Hospital District No. 1 Commissioner 3 - 6-year term - vote for one

Choice	Party	Absentee Voting		Total	
Everett Clary		219	100.00%	219	100.00%
Cast Votes:		219	100.00%	219	100.00%
Undervotes:		241		241	
Overvotes:		0		0	
Unresolved write-in votes:		10		10	

SJC Public Hospital District No. 1 Commissioner 5 - 6-year term - vote for one

Choice	Party	Absentee Voting		Total	
Trish Lehman		287	100.00%	287	100.00%
Cast Votes:		287	100.00%	287	100.00%
Undervotes:		177		177	
Overvotes:		0		0	
Unresolved write-in votes:		6		6	

Precinct Results Report

2021 General Election

Run Time 4:49 PM
Run Date 11/22/2021

San Juan County

2021 General Election

11/2/2021
Page 52

Official Results

Registered Voters
8349 of 14573 = 57.29%
Precincts Reporting
0 of 39 = 0.00%

13-A San Juan Central

470 of 811 registered voters = 57.95%

SJC Fire Protection District No. 3 Proposition No. 1 - Emergency Medical Services (EMS) Levy

Choice	Party	Absentee Voting		Total	
Yes		241	53.20%	241	53.20%
No		212	46.80%	212	46.80%
Cast Votes:		453	100.00%	453	100.00%
Undervotes:		17		17	
Overvotes:		0		0	
Unresolved write-in votes:		0		0	

SJC Public Hospital District No. 1 Proposition No. 1 - Authorizing Regular Property Tax Levy

Choice	Party	Absentee Voting		Total	
Yes		259	56.43%	259	56.43%
No		200	43.57%	200	43.57%
Cast Votes:		459	100.00%	459	100.00%
Undervotes:		11		11	
Overvotes:		0		0	
Unresolved write-in votes:		0		0	

Precinct Results Report

2021 General Election

Run Time 4:49 PM

Run Date 11/22/2021

San Juan County

2021 General Election

11/2/2021

Page 53

Official Results**Registered Voters**

8349 of 14573 = 57.29%

Precincts Reporting

0 of 39 = 0.00%

13-B San Juan Central

111 of 197 registered voters = 56.35%

Advisory Vote No. 36 Engrossed Second Substitute House Bill 1477

Choice	Party	Absentee Voting		Total	
Repealed		46	45.10%	46	45.10%
Maintained		56	54.90%	56	54.90%
Cast Votes:		102	100.00%	102	100.00%
Undervotes:		9		9	
Overvotes:		0		0	
Unresolved write-in votes:		0		0	

Advisory Vote No. 37 Engrossed Substitute Senate Bill 5096

Choice	Party	Absentee Voting		Total	
Repealed		55	52.88%	55	52.88%
Maintained		49	47.12%	49	47.12%
Cast Votes:		104	100.00%	104	100.00%
Undervotes:		7		7	
Overvotes:		0		0	
Unresolved write-in votes:		0		0	

Advisory Vote No. 38 Second Substitute Senate Bill 5315

Choice	Party	Absentee Voting		Total	
Repealed		53	53.00%	53	53.00%
Maintained		47	47.00%	47	47.00%
Cast Votes:		100	100.00%	100	100.00%
Undervotes:		11		11	
Overvotes:		0		0	
Unresolved write-in votes:		0		0	

Charter Amendment Proposition No. 1

Choice	Party	Absentee Voting		Total	
Approved		48	45.71%	48	45.71%
Rejected		57	54.29%	57	54.29%
Cast Votes:		105	100.00%	105	100.00%
Undervotes:		6		6	
Overvotes:		0		0	
Unresolved write-in votes:		0		0	

Precinct Results Report

2021 General Election

Run Time 4:49 PM
Run Date 11/22/2021**San Juan County**

2021 General Election

11/2/2021

Page 54

Official Results**Registered Voters**

8349 of 14573 = 57.29%

Precincts Reporting

0 of 39 = 0.00%

13-B San Juan Central

111 of 197 registered voters = 56.35%

Charter Amendment Proposition No. 2

Choice	Party	Absentee Voting		Total	
Approved		74	67.89%	74	67.89%
Rejected		35	32.11%	35	32.11%
Cast Votes:		109	100.00%	109	100.00%
Undervotes:		2		2	
Overvotes:		0		0	
Unresolved write-in votes:		0		0	

Charter Amendment Proposition No. 3

Choice	Party	Absentee Voting		Total	
Approved		40	36.70%	40	36.70%
Rejected		69	63.30%	69	63.30%
Cast Votes:		109	100.00%	109	100.00%
Undervotes:		2		2	
Overvotes:		0		0	
Unresolved write-in votes:		0		0	

Charter Amendment Proposition No. 4

Choice	Party	Absentee Voting		Total	
Approved		28	25.45%	28	25.45%
Rejected		82	74.55%	82	74.55%
Cast Votes:		110	100.00%	110	100.00%
Undervotes:		1		1	
Overvotes:		0		0	
Unresolved write-in votes:		0		0	

Charter Amendment Proposition No. 5

Choice	Party	Absentee Voting		Total	
Approved		51	47.66%	51	47.66%
Rejected		56	52.34%	56	52.34%
Cast Votes:		107	100.00%	107	100.00%
Undervotes:		4		4	
Overvotes:		0		0	
Unresolved write-in votes:		0		0	

Precinct Results Report

2021 General Election

Run Time 4:49 PM

Run Date 11/22/2021

San Juan County

2021 General Election

11/2/2021

Page 55

Official Results

Registered Voters

8349 of 14573 = 57.29%

Precincts Reporting

0 of 39 = 0.00%

13-B San Juan Central

111 of 197 registered voters = 56.35%

Charter Amendment Proposition No. 6

Choice	Party	Absentee Voting		Total	
Approved		36	33.96%	36	33.96%
Rejected		70	66.04%	70	66.04%
Cast Votes:		106	100.00%	106	100.00%
Undervotes:		5		5	
Overvotes:		0		0	
Unresolved write-in votes:		0		0	

SJI School District No. 149 Director 1 - 4-year term - vote for one

Choice	Party	Absentee Voting		Total	
Sarah Werling Sandwith		73	100.00%	73	100.00%
Cast Votes:		73	100.00%	73	100.00%
Undervotes:		38		38	
Overvotes:		0		0	
Unresolved write-in votes:		0		0	

SJI School District No. 149 Director 2 - 4-year term - vote for one

Choice	Party	Absentee Voting		Total	
Barbara Nash Bevens		62	100.00%	62	100.00%
Cast Votes:		62	100.00%	62	100.00%
Undervotes:		48		48	
Overvotes:		0		0	
Unresolved write-in votes:		1		1	

SJC Fire Protection District No. 3 Commissioner 2 - 6-year term - vote for one

Choice	Party	Absentee Voting		Total	
Bob Jarman		52	51.49%	52	51.49%
Dwight T. Colley		49	48.51%	49	48.51%
Cast Votes:		101	100.00%	101	100.00%
Undervotes:		10		10	
Overvotes:		0		0	
Unresolved write-in votes:		0		0	

Precinct Results Report

2021 General Election

Run Time 4:49 PM

Run Date 11/22/2021

San Juan County

2021 General Election

11/2/2021

Page 56

Official Results**Registered Voters**

8349 of 14573 = 57.29%

Precincts Reporting

0 of 39 = 0.00%

13-B San Juan Central

111 of 197 registered voters = 56.35%

Port of Friday Harbor Commissioner 3 - 6-year term - vote for one

Choice	Party	Absentee Voting		Total	
Greg Hertel		39	36.11%	39	36.11%
Victoria Compton		69	63.89%	69	63.89%
Cast Votes:		108	100.00%	108	100.00%
Undervotes:		3		3	
Overvotes:		0		0	
Unresolved write-in votes:		0		0	

SJI Park & Recreation District Commissioner 2 - 4-year term - vote for one

Choice	Party	Absentee Voting		Total	
Shannon Miniken		60	100.00%	60	100.00%
Cast Votes:		60	100.00%	60	100.00%
Undervotes:		51		51	
Overvotes:		0		0	
Unresolved write-in votes:		0		0	

SJI Park & Recreation District Commissioner 3 - 4-year term - vote for one

Choice	Party	Absentee Voting		Total	
Scott Zehner		73	100.00%	73	100.00%
Cast Votes:		73	100.00%	73	100.00%
Undervotes:		38		38	
Overvotes:		0		0	
Unresolved write-in votes:		0		0	

SJI Park & Recreation District Commissioner 5 - 4-year term - vote for one

Choice	Party	Absentee Voting		Total	
Allison M. Moalli		68	100.00%	68	100.00%
Cast Votes:		68	100.00%	68	100.00%
Undervotes:		41		41	
Overvotes:		0		0	
Unresolved write-in votes:		2		2	

Precinct Results Report

2021 General Election

Run Time 4:49 PM
Run Date 11/22/2021**San Juan County**

2021 General Election

11/2/2021

Page 57

Official ResultsRegistered Voters
8349 of 14573 = 57.29%Precincts Reporting
0 of 39 = 0.00%**13-B San Juan Central**

111 of 197 registered voters = 56.35%

SJC Cemetery District No. 1 Commissioner 2 - 6-year term - vote for one

Choice	Party	Absentee Voting		Total	
Kim Sundstrom		80	94.12%	80	94.12%
Linda M. Francis		5	5.88%	5	5.88%
Cast Votes:		85	100.00%	85	100.00%
Undervotes:		26		26	
Overvotes:		0		0	
Unresolved write-in votes:		0		0	

SJC Cemetery District No. 1 Commissioner 3 - 2-year unexpired term - vote for one

Choice	Party	Absentee Voting		Total	
Rex Guard		87	87.00%	87	87.00%
Daniel Miller		13	13.00%	13	13.00%
Cast Votes:		100	100.00%	100	100.00%
Undervotes:		11		11	
Overvotes:		0		0	
Unresolved write-in votes:		0		0	

SJC Public Hospital District No. 1 Commissioner 3 - 6-year term - vote for one

Choice	Party	Absentee Voting		Total	
Everett Clary		47	100.00%	47	100.00%
Cast Votes:		47	100.00%	47	100.00%
Undervotes:		62		62	
Overvotes:		0		0	
Unresolved write-in votes:		2		2	

SJC Public Hospital District No. 1 Commissioner 5 - 6-year term - vote for one

Choice	Party	Absentee Voting		Total	
Trish Lehman		62	100.00%	62	100.00%
Cast Votes:		62	100.00%	62	100.00%
Undervotes:		49		49	
Overvotes:		0		0	
Unresolved write-in votes:		0		0	

Precinct Results Report

2021 General Election

Run Time 4:49 PM

Run Date 11/22/2021

San Juan County

2021 General Election

11/2/2021

Page 58

Official Results

Registered Voters

8349 of 14573 = 57.29%

Precincts Reporting

0 of 39 = 0.00%

13-B San Juan Central

111 of 197 registered voters = 56.35%

SJC Fire Protection District No. 3 Proposition No. 1 - Emergency Medical Services (EMS) Levy

Choice	Party	Absentee Voting		Total	
Yes		51	47.22%	51	47.22%
No		57	52.78%	57	52.78%
Cast Votes:		108	100.00%	108	100.00%
Undervotes:		3		3	
Overvotes:		0		0	
Unresolved write-in votes:		0		0	

SJC Public Hospital District No. 1 Proposition No. 1 - Authorizing Regular Property Tax Levy

Choice	Party	Absentee Voting		Total	
Yes		55	50.46%	55	50.46%
No		54	49.54%	54	49.54%
Cast Votes:		109	100.00%	109	100.00%
Undervotes:		2		2	
Overvotes:		0		0	
Unresolved write-in votes:		0		0	

Precinct Results Report

2021 General Election

Run Time 4:49 PM
Run Date 11/22/2021**San Juan County**

2021 General Election

11/2/2021

Page 59

Official Results**Registered Voters**
8349 of 14573 = 57.29%**Precincts Reporting**
0 of 39 = 0.00%**14-A San Juan West**

483 of 823 registered voters = 58.69%

Advisory Vote No. 36 Engrossed Second Substitute House Bill 1477

Choice	Party	Absentee Voting		Total	
Repealed		189	43.55%	189	43.55%
Maintained		245	56.45%	245	56.45%
Cast Votes:		434	100.00%	434	100.00%
Undervotes:		49		49	
Overvotes:		0		0	
Unresolved write-in votes:		0		0	

Advisory Vote No. 37 Engrossed Substitute Senate Bill 5096

Choice	Party	Absentee Voting		Total	
Repealed		232	53.70%	232	53.70%
Maintained		200	46.30%	200	46.30%
Cast Votes:		432	100.00%	432	100.00%
Undervotes:		51		51	
Overvotes:		0		0	
Unresolved write-in votes:		0		0	

Advisory Vote No. 38 Second Substitute Senate Bill 5315

Choice	Party	Absentee Voting		Total	
Repealed		188	45.52%	188	45.52%
Maintained		225	54.48%	225	54.48%
Cast Votes:		413	100.00%	413	100.00%
Undervotes:		70		70	
Overvotes:		0		0	
Unresolved write-in votes:		0		0	

Charter Amendment Proposition No. 1

Choice	Party	Absentee Voting		Total	
Approved		223	47.75%	223	47.75%
Rejected		244	52.25%	244	52.25%
Cast Votes:		467	100.00%	467	100.00%
Undervotes:		16		16	
Overvotes:		0		0	
Unresolved write-in votes:		0		0	

Precinct Results Report

2021 General Election

Run Time 4:49 PM
Run Date 11/22/2021**San Juan County**

2021 General Election

11/2/2021

Page 60

Official Results**Registered Voters**
8349 of 14573 = 57.29%**Precincts Reporting**
0 of 39 = 0.00%**14-A San Juan West**

483 of 823 registered voters = 58.69%

Charter Amendment Proposition No. 2

Choice	Party	Absentee Voting		Total	
Approved		341	73.33%	341	73.33%
Rejected		124	26.67%	124	26.67%
Cast Votes:		465	100.00%	465	100.00%
Undervotes:		18		18	
Overvotes:		0		0	
Unresolved write-in votes:		0		0	

Charter Amendment Proposition No. 3

Choice	Party	Absentee Voting		Total	
Approved		199	42.61%	199	42.61%
Rejected		268	57.39%	268	57.39%
Cast Votes:		467	100.00%	467	100.00%
Undervotes:		16		16	
Overvotes:		0		0	
Unresolved write-in votes:		0		0	

Charter Amendment Proposition No. 4

Choice	Party	Absentee Voting		Total	
Approved		128	28.32%	128	28.32%
Rejected		324	71.68%	324	71.68%
Cast Votes:		452	100.00%	452	100.00%
Undervotes:		31		31	
Overvotes:		0		0	
Unresolved write-in votes:		0		0	

Charter Amendment Proposition No. 5

Choice	Party	Absentee Voting		Total	
Approved		220	49.22%	220	49.22%
Rejected		227	50.78%	227	50.78%
Cast Votes:		447	100.00%	447	100.00%
Undervotes:		36		36	
Overvotes:		0		0	
Unresolved write-in votes:		0		0	

Precinct Results Report

2021 General Election

Run Time 4:49 PM
Run Date 11/22/2021**San Juan County**

2021 General Election

11/2/2021

Page 61

Official Results**Registered Voters**
8349 of 14573 = 57.29%**Precincts Reporting**
0 of 39 = 0.00%**14-A San Juan West**

483 of 823 registered voters = 58.69%

Charter Amendment Proposition No. 6

Choice	Party	Absentee Voting		Total	
Approved		169	37.72%	169	37.72%
Rejected		279	62.28%	279	62.28%
	Cast Votes:	448	100.00%	448	100.00%
	Undervotes:	35		35	
	Overvotes:	0		0	
	Unresolved write-in votes:	0		0	

SJI School District No. 149 Director 1 - 4-year term - vote for one

Choice	Party	Absentee Voting		Total	
Sarah Werling Sandwith		296	100.00%	296	100.00%
	Cast Votes:	296	100.00%	296	100.00%
	Undervotes:	179		179	
	Overvotes:	0		0	
	Unresolved write-in votes:	8		8	

SJI School District No. 149 Director 2 - 4-year term - vote for one

Choice	Party	Absentee Voting		Total	
Barbara Nash Bevens		277	100.00%	277	100.00%
	Cast Votes:	277	100.00%	277	100.00%
	Undervotes:	198		198	
	Overvotes:	0		0	
	Unresolved write-in votes:	8		8	

SJC Fire Protection District No. 3 Commissioner 2 - 6-year term - vote for one

Choice	Party	Absentee Voting		Total	
Bob Jarman		184	44.23%	184	44.23%
Dwight T. Colley		232	55.77%	232	55.77%
	Cast Votes:	416	100.00%	416	100.00%
	Undervotes:	65		65	
	Overvotes:	0		0	
	Unresolved write-in votes:	2		2	

Precinct Results Report

2021 General Election

Run Time 4:49 PM
Run Date 11/22/2021**San Juan County**

2021 General Election

11/2/2021

Page 62

Official ResultsRegistered Voters
8349 of 14573 = 57.29%Precincts Reporting
0 of 39 = 0.00%**14-A San Juan West**

483 of 823 registered voters = 58.69%

Port of Friday Harbor Commissioner 3 - 6-year term - vote for one

Choice	Party	Absentee Voting		Total	
Greg Hertel		96	21.38%	96	21.38%
Victoria Compton		353	78.62%	353	78.62%
Cast Votes:		449	100.00%	449	100.00%
Undervotes:		33		33	
Overvotes:		0		0	
Unresolved write-in votes:		1		1	

SJI Park & Recreation District Commissioner 2 - 4-year term - vote for one

Choice	Party	Absentee Voting		Total	
Shannon Miniken		259	100.00%	259	100.00%
Cast Votes:		259	100.00%	259	100.00%
Undervotes:		216		216	
Overvotes:		0		0	
Unresolved write-in votes:		8		8	

SJI Park & Recreation District Commissioner 3 - 4-year term - vote for one

Choice	Party	Absentee Voting		Total	
Scott Zehner		301	100.00%	301	100.00%
Cast Votes:		301	100.00%	301	100.00%
Undervotes:		180		180	
Overvotes:		0		0	
Unresolved write-in votes:		2		2	

SJI Park & Recreation District Commissioner 5 - 4-year term - vote for one

Choice	Party	Absentee Voting		Total	
Allison M. Moalli		270	100.00%	270	100.00%
Cast Votes:		270	100.00%	270	100.00%
Undervotes:		203		203	
Overvotes:		0		0	
Unresolved write-in votes:		10		10	

Precinct Results Report

2021 General Election

Run Time 4:49 PM
Run Date 11/22/2021**San Juan County**

2021 General Election

11/2/2021

Page 63

Official ResultsRegistered Voters
8349 of 14573 = 57.29%Precincts Reporting
0 of 39 = 0.00%**14-A San Juan West**

483 of 823 registered voters = 58.69%

SJC Cemetery District No. 1 Commissioner 2 - 6-year term - vote for one

Choice	Party	Absentee Voting		Total	
Kim Sundstrom		314	86.74%	314	86.74%
Linda M. Francis		48	13.26%	48	13.26%
Cast Votes:		362	100.00%	362	100.00%
Undervotes:		119		119	
Overvotes:		0		0	
Unresolved write-in votes:		2		2	

SJC Cemetery District No. 1 Commissioner 3 - 2-year unexpired term - vote for one

Choice	Party	Absentee Voting		Total	
Rex Guard		343	84.69%	343	84.69%
Daniel Miller		62	15.31%	62	15.31%
Cast Votes:		405	100.00%	405	100.00%
Undervotes:		78		78	
Overvotes:		0		0	
Unresolved write-in votes:		0		0	

SJC Public Hospital District No. 1 Commissioner 3 - 6-year term - vote for one

Choice	Party	Absentee Voting		Total	
Everett Clary		250	100.00%	250	100.00%
Cast Votes:		250	100.00%	250	100.00%
Undervotes:		226		226	
Overvotes:		0		0	
Unresolved write-in votes:		7		7	

SJC Public Hospital District No. 1 Commissioner 5 - 6-year term - vote for one

Choice	Party	Absentee Voting		Total	
Trish Lehman		288	100.00%	288	100.00%
Cast Votes:		288	100.00%	288	100.00%
Undervotes:		191		191	
Overvotes:		0		0	
Unresolved write-in votes:		4		4	

Precinct Results Report

2021 General Election

Run Time 4:49 PM
Run Date 11/22/2021**San Juan County**

2021 General Election

11/2/2021

Page 64

Official Results**Registered Voters**
8349 of 14573 = 57.29%**Precincts Reporting**
0 of 39 = 0.00%**14-A San Juan West**

483 of 823 registered voters = 58.69%

SJC Fire Protection District No. 3 Proposition No. 1 - Emergency Medical Services (EMS) Levy

Choice	Party	Absentee Voting		Total	
Yes		261	56.99%	261	56.99%
No		197	43.01%	197	43.01%
Cast Votes:		458	100.00%	458	100.00%
Undervotes:		25		25	
Overvotes:		0		0	
Unresolved write-in votes:		0		0	

SJC Public Hospital District No. 1 Proposition No. 1 - Authorizing Regular Property Tax Levy

Choice	Party	Absentee Voting		Total	
Yes		265	57.11%	265	57.11%
No		199	42.89%	199	42.89%
Cast Votes:		464	100.00%	464	100.00%
Undervotes:		19		19	
Overvotes:		0		0	
Unresolved write-in votes:		0		0	

Precinct Results Report

2021 General Election

Run Time 4:49 PM
Run Date 11/22/2021**San Juan County**

2021 General Election

11/2/2021

Page 65

Official ResultsRegistered Voters
8349 of 14573 = 57.29%Precincts Reporting
0 of 39 = 0.00%**14-B San Juan West**

51 of 85 registered voters = 60.00%

Advisory Vote No. 36 Engrossed Second Substitute House Bill 1477

Choice	Party	Absentee Voting		Total	
Repealed		17	34.00%	17	34.00%
Maintained		33	66.00%	33	66.00%
Cast Votes:		50	100.00%	50	100.00%
Undervotes:		1		1	
Overvotes:		0		0	
Unresolved write-in votes:		0		0	

Advisory Vote No. 37 Engrossed Substitute Senate Bill 5096

Choice	Party	Absentee Voting		Total	
Repealed		29	58.00%	29	58.00%
Maintained		21	42.00%	21	42.00%
Cast Votes:		50	100.00%	50	100.00%
Undervotes:		1		1	
Overvotes:		0		0	
Unresolved write-in votes:		0		0	

Advisory Vote No. 38 Second Substitute Senate Bill 5315

Choice	Party	Absentee Voting		Total	
Repealed		25	51.02%	25	51.02%
Maintained		24	48.98%	24	48.98%
Cast Votes:		49	100.00%	49	100.00%
Undervotes:		2		2	
Overvotes:		0		0	
Unresolved write-in votes:		0		0	

Charter Amendment Proposition No. 1

Choice	Party	Absentee Voting		Total	
Approved		27	55.10%	27	55.10%
Rejected		22	44.90%	22	44.90%
Cast Votes:		49	100.00%	49	100.00%
Undervotes:		2		2	
Overvotes:		0		0	
Unresolved write-in votes:		0		0	

Precinct Results Report

2021 General Election

Run Time 4:49 PM
Run Date 11/22/2021**San Juan County**

2021 General Election

11/2/2021

Page 66

Official ResultsRegistered Voters
8349 of 14573 = 57.29%Precincts Reporting
0 of 39 = 0.00%**14-B San Juan West**

51 of 85 registered voters = 60.00%

Charter Amendment Proposition No. 2

Choice	Party	Absentee Voting		Total	
Approved		40	78.43%	40	78.43%
Rejected		11	21.57%	11	21.57%
Cast Votes:		51	100.00%	51	100.00%
Undervotes:		0		0	
Overvotes:		0		0	
Unresolved write-in votes:		0		0	

Charter Amendment Proposition No. 3

Choice	Party	Absentee Voting		Total	
Approved		20	39.22%	20	39.22%
Rejected		31	60.78%	31	60.78%
Cast Votes:		51	100.00%	51	100.00%
Undervotes:		0		0	
Overvotes:		0		0	
Unresolved write-in votes:		0		0	

Charter Amendment Proposition No. 4

Choice	Party	Absentee Voting		Total	
Approved		18	35.29%	18	35.29%
Rejected		33	64.71%	33	64.71%
Cast Votes:		51	100.00%	51	100.00%
Undervotes:		0		0	
Overvotes:		0		0	
Unresolved write-in votes:		0		0	

Charter Amendment Proposition No. 5

Choice	Party	Absentee Voting		Total	
Approved		28	56.00%	28	56.00%
Rejected		22	44.00%	22	44.00%
Cast Votes:		50	100.00%	50	100.00%
Undervotes:		1		1	
Overvotes:		0		0	
Unresolved write-in votes:		0		0	

Precinct Results Report

2021 General Election

Run Time 4:49 PM
Run Date 11/22/2021**San Juan County**

2021 General Election

11/2/2021

Page 67

Official Results**Registered Voters**
8349 of 14573 = 57.29%**Precincts Reporting**
0 of 39 = 0.00%**14-B San Juan West**

51 of 85 registered voters = 60.00%

Charter Amendment Proposition No. 6

Choice	Party	Absentee Voting		Total	
Approved		20	40.82%	20	40.82%
Rejected		29	59.18%	29	59.18%
	Cast Votes:	49	100.00%	49	100.00%
	Undervotes:	2		2	
	Overvotes:	0		0	
	Unresolved write-in votes:	0		0	

SJI School District No. 149 Director 1 - 4-year term - vote for one

Choice	Party	Absentee Voting		Total	
Sarah Werling Sandwith		30	100.00%	30	100.00%
	Cast Votes:	30	100.00%	30	100.00%
	Undervotes:	21		21	
	Overvotes:	0		0	
	Unresolved write-in votes:	0		0	

SJI School District No. 149 Director 2 - 4-year term - vote for one

Choice	Party	Absentee Voting		Total	
Barbara Nash Bevens		27	100.00%	27	100.00%
	Cast Votes:	27	100.00%	27	100.00%
	Undervotes:	22		22	
	Overvotes:	0		0	
	Unresolved write-in votes:	2		2	

SJC Fire Protection District No. 3 Commissioner 2 - 6-year term - vote for one

Choice	Party	Absentee Voting		Total	
Bob Jarman		25	56.82%	25	56.82%
Dwight T. Colley		19	43.18%	19	43.18%
	Cast Votes:	44	100.00%	44	100.00%
	Undervotes:	7		7	
	Overvotes:	0		0	
	Unresolved write-in votes:	0		0	

Precinct Results Report

2021 General Election

Run Time 4:49 PM
Run Date 11/22/2021**San Juan County**

2021 General Election

11/2/2021

Page 68

Official Results**Registered Voters**
8349 of 14573 = 57.29%**Precincts Reporting**
0 of 39 = 0.00%**14-B San Juan West**

51 of 85 registered voters = 60.00%

Port of Friday Harbor Commissioner 3 - 6-year term - vote for one

Choice	Party	Absentee Voting		Total	
Greg Hertel		9	20.45%	9	20.45%
Victoria Compton		35	79.55%	35	79.55%
	Cast Votes:	44	100.00%	44	100.00%
	Undervotes:	7		7	
	Overvotes:	0		0	
	Unresolved write-in votes:	0		0	

SJI Park & Recreation District Commissioner 2 - 4-year term - vote for one

Choice	Party	Absentee Voting		Total	
Shannon Miniken		27	100.00%	27	100.00%
	Cast Votes:	27	100.00%	27	100.00%
	Undervotes:	23		23	
	Overvotes:	0		0	
	Unresolved write-in votes:	1		1	

SJI Park & Recreation District Commissioner 3 - 4-year term - vote for one

Choice	Party	Absentee Voting		Total	
Scott Zehner		29	100.00%	29	100.00%
	Cast Votes:	29	100.00%	29	100.00%
	Undervotes:	22		22	
	Overvotes:	0		0	
	Unresolved write-in votes:	0		0	

SJI Park & Recreation District Commissioner 5 - 4-year term - vote for one

Choice	Party	Absentee Voting		Total	
Allison M. Moalli		27	100.00%	27	100.00%
	Cast Votes:	27	100.00%	27	100.00%
	Undervotes:	23		23	
	Overvotes:	0		0	
	Unresolved write-in votes:	1		1	

Precinct Results Report

2021 General Election

Run Time 4:49 PM
Run Date 11/22/2021**San Juan County**

2021 General Election

11/2/2021

Page 69

Official Results**Registered Voters**
8349 of 14573 = 57.29%**Precincts Reporting**
0 of 39 = 0.00%**14-B San Juan West**

51 of 85 registered voters = 60.00%

SJC Cemetery District No. 1 Commissioner 2 - 6-year term - vote for one

Choice	Party	Absentee Voting		Total	
Kim Sundstrom		26	68.42%	26	68.42%
Linda M. Francis		12	31.58%	12	31.58%
Cast Votes:		38	100.00%	38	100.00%
Undervotes:		13		13	
Overvotes:		0		0	
Unresolved write-in votes:		0		0	

SJC Cemetery District No. 1 Commissioner 3 - 2-year unexpired term - vote for one

Choice	Party	Absentee Voting		Total	
Rex Guard		29	70.73%	29	70.73%
Daniel Miller		12	29.27%	12	29.27%
Cast Votes:		41	100.00%	41	100.00%
Undervotes:		10		10	
Overvotes:		0		0	
Unresolved write-in votes:		0		0	

SJC Public Hospital District No. 1 Commissioner 3 - 6-year term - vote for one

Choice	Party	Absentee Voting		Total	
Everett Clary		26	100.00%	26	100.00%
Cast Votes:		26	100.00%	26	100.00%
Undervotes:		24		24	
Overvotes:		0		0	
Unresolved write-in votes:		1		1	

SJC Public Hospital District No. 1 Commissioner 5 - 6-year term - vote for one

Choice	Party	Absentee Voting		Total	
Trish Lehman		30	100.00%	30	100.00%
Cast Votes:		30	100.00%	30	100.00%
Undervotes:		21		21	
Overvotes:		0		0	
Unresolved write-in votes:		0		0	

Precinct Results Report

2021 General Election

Run Time 4:49 PM
Run Date 11/22/2021**San Juan County**

2021 General Election

11/2/2021

Page 70

Official Results**Registered Voters**
8349 of 14573 = 57.29%**Precincts Reporting**
0 of 39 = 0.00%**14-B San Juan West**

51 of 85 registered voters = 60.00%

SJC Fire Protection District No. 3 Proposition No. 1 - Emergency Medical Services (EMS) Levy

Choice	Party	Absentee Voting		Total	
Yes		32	64.00%	32	64.00%
No		18	36.00%	18	36.00%
Cast Votes:		50	100.00%	50	100.00%
Undervotes:		1		1	
Overvotes:		0		0	
Unresolved write-in votes:		0		0	

SJC Public Hospital District No. 1 Proposition No. 1 - Authorizing Regular Property Tax Levy

Choice	Party	Absentee Voting		Total	
Yes		30	60.00%	30	60.00%
No		20	40.00%	20	40.00%
Cast Votes:		50	100.00%	50	100.00%
Undervotes:		1		1	
Overvotes:		0		0	
Unresolved write-in votes:		0		0	

Precinct Results Report

2021 General Election

Run Time 4:49 PM
Run Date 11/22/2021**San Juan County**

2021 General Election

11/2/2021

Page 71

Official ResultsRegistered Voters
8349 of 14573 = 57.29%
Precincts Reporting
0 of 39 = 0.00%**15-A San Juan North**

411 of 654 registered voters = 62.84%

Advisory Vote No. 36 Engrossed Second Substitute House Bill 1477

Choice	Party	Absentee Voting		Total	
Repealed		211	56.12%	211	56.12%
Maintained		165	43.88%	165	43.88%
Cast Votes:		376	100.00%	376	100.00%
Undervotes:		35		35	
Overvotes:		0		0	
Unresolved write-in votes:		0		0	

Advisory Vote No. 37 Engrossed Substitute Senate Bill 5096

Choice	Party	Absentee Voting		Total	
Repealed		244	64.38%	244	64.38%
Maintained		135	35.62%	135	35.62%
Cast Votes:		379	100.00%	379	100.00%
Undervotes:		32		32	
Overvotes:		0		0	
Unresolved write-in votes:		0		0	

Advisory Vote No. 38 Second Substitute Senate Bill 5315

Choice	Party	Absentee Voting		Total	
Repealed		220	62.15%	220	62.15%
Maintained		134	37.85%	134	37.85%
Cast Votes:		354	100.00%	354	100.00%
Undervotes:		57		57	
Overvotes:		0		0	
Unresolved write-in votes:		0		0	

Charter Amendment Proposition No. 1

Choice	Party	Absentee Voting		Total	
Approved		152	38.00%	152	38.00%
Rejected		248	62.00%	248	62.00%
Cast Votes:		400	100.00%	400	100.00%
Undervotes:		11		11	
Overvotes:		0		0	
Unresolved write-in votes:		0		0	

Precinct Results Report

2021 General Election

Run Time 4:49 PM
Run Date 11/22/2021**San Juan County**

2021 General Election

11/2/2021

Page 72

Official Results**Registered Voters**
8349 of 14573 = 57.29%**Precincts Reporting**
0 of 39 = 0.00%**15-A San Juan North**

411 of 654 registered voters = 62.84%

Charter Amendment Proposition No. 2

Choice	Party	Absentee Voting		Total	
Approved		287	71.39%	287	71.39%
Rejected		115	28.61%	115	28.61%
Cast Votes:		402	100.00%	402	100.00%
Undervotes:		9		9	
Overvotes:		0		0	
Unresolved write-in votes:		0		0	

Charter Amendment Proposition No. 3

Choice	Party	Absentee Voting		Total	
Approved		118	29.57%	118	29.57%
Rejected		281	70.43%	281	70.43%
Cast Votes:		399	100.00%	399	100.00%
Undervotes:		12		12	
Overvotes:		0		0	
Unresolved write-in votes:		0		0	

Charter Amendment Proposition No. 4

Choice	Party	Absentee Voting		Total	
Approved		98	25.39%	98	25.39%
Rejected		288	74.61%	288	74.61%
Cast Votes:		386	100.00%	386	100.00%
Undervotes:		25		25	
Overvotes:		0		0	
Unresolved write-in votes:		0		0	

Charter Amendment Proposition No. 5

Choice	Party	Absentee Voting		Total	
Approved		168	42.86%	168	42.86%
Rejected		224	57.14%	224	57.14%
Cast Votes:		392	100.00%	392	100.00%
Undervotes:		19		19	
Overvotes:		0		0	
Unresolved write-in votes:		0		0	

Precinct Results Report

2021 General Election

Run Time 4:49 PM
Run Date 11/22/2021**San Juan County**

2021 General Election

11/2/2021

Page 73

Official Results**Registered Voters**
8349 of 14573 = 57.29%**Precincts Reporting**
0 of 39 = 0.00%**15-A San Juan North**

411 of 654 registered voters = 62.84%

Charter Amendment Proposition No. 6

Choice	Party	Absentee Voting		Total	
Approved		118	30.10%	118	30.10%
Rejected		274	69.90%	274	69.90%
	Cast Votes:	392	100.00%	392	100.00%
	Undervotes:	19		19	
	Overvotes:	0		0	
	Unresolved write-in votes:	0		0	

SJI School District No. 149 Director 1 - 4-year term - vote for one

Choice	Party	Absentee Voting		Total	
Sarah Werling Sandwith		269	100.00%	269	100.00%
	Cast Votes:	269	100.00%	269	100.00%
	Undervotes:	139		139	
	Overvotes:	0		0	
	Unresolved write-in votes:	3		3	

SJI School District No. 149 Director 2 - 4-year term - vote for one

Choice	Party	Absentee Voting		Total	
Barbara Nash Bevens		255	100.00%	255	100.00%
	Cast Votes:	255	100.00%	255	100.00%
	Undervotes:	152		152	
	Overvotes:	0		0	
	Unresolved write-in votes:	4		4	

SJC Fire Protection District No. 3 Commissioner 2 - 6-year term - vote for one

Choice	Party	Absentee Voting		Total	
Bob Jarman		174	49.01%	174	49.01%
Dwight T. Colley		181	50.99%	181	50.99%
	Cast Votes:	355	100.00%	355	100.00%
	Undervotes:	54		54	
	Overvotes:	0		0	
	Unresolved write-in votes:	2		2	

Precinct Results Report

2021 General Election

Run Time 4:49 PM
Run Date 11/22/2021**San Juan County**

2021 General Election

11/2/2021

Page 74

Official Results**Registered Voters**
8349 of 14573 = 57.29%**Precincts Reporting**
0 of 39 = 0.00%**15-A San Juan North**

411 of 654 registered voters = 62.84%

Port of Friday Harbor Commissioner 3 - 6-year term - vote for one

Choice	Party	Absentee Voting		Total	
Greg Hertel		98	27.61%	98	27.61%
Victoria Compton		257	72.39%	257	72.39%
Cast Votes:		355	100.00%	355	100.00%
Undervotes:		53		53	
Overvotes:		0		0	
Unresolved write-in votes:		3		3	

SJI Park & Recreation District Commissioner 2 - 4-year term - vote for one

Choice	Party	Absentee Voting		Total	
Shannon Miniken		243	100.00%	243	100.00%
Cast Votes:		243	100.00%	243	100.00%
Undervotes:		165		165	
Overvotes:		0		0	
Unresolved write-in votes:		3		3	

SJI Park & Recreation District Commissioner 3 - 4-year term - vote for one

Choice	Party	Absentee Voting		Total	
Scott Zehner		260	100.00%	260	100.00%
Cast Votes:		260	100.00%	260	100.00%
Undervotes:		148		148	
Overvotes:		0		0	
Unresolved write-in votes:		3		3	

SJI Park & Recreation District Commissioner 5 - 4-year term - vote for one

Choice	Party	Absentee Voting		Total	
Allison M. Moalli		248	100.00%	248	100.00%
Cast Votes:		248	100.00%	248	100.00%
Undervotes:		161		161	
Overvotes:		0		0	
Unresolved write-in votes:		2		2	

Precinct Results Report

2021 General Election

Run Time 4:49 PM
Run Date 11/22/2021**San Juan County**

2021 General Election

11/2/2021

Page 75

Official ResultsRegistered Voters
8349 of 14573 = 57.29%Precincts Reporting
0 of 39 = 0.00%**15-A San Juan North**

411 of 654 registered voters = 62.84%

SJC Cemetery District No. 1 Commissioner 2 - 6-year term - vote for one

Choice	Party	Absentee Voting		Total	
Kim Sundstrom		254	82.20%	254	82.20%
Linda M. Francis		55	17.80%	55	17.80%
	Cast Votes:	309	100.00%	309	100.00%
	Undervotes:	101		101	
	Overvotes:	0		0	
	Unresolved write-in votes:	1		1	

SJC Cemetery District No. 1 Commissioner 3 - 2-year unexpired term - vote for one

Choice	Party	Absentee Voting		Total	
Rex Guard		276	81.42%	276	81.42%
Daniel Miller		63	18.58%	63	18.58%
	Cast Votes:	339	100.00%	339	100.00%
	Undervotes:	71		71	
	Overvotes:	0		0	
	Unresolved write-in votes:	1		1	

SJC Public Hospital District No. 1 Commissioner 3 - 6-year term - vote for one

Choice	Party	Absentee Voting		Total	
Everett Clary		221	100.00%	221	100.00%
	Cast Votes:	221	100.00%	221	100.00%
	Undervotes:	186		186	
	Overvotes:	0		0	
	Unresolved write-in votes:	4		4	

SJC Public Hospital District No. 1 Commissioner 5 - 6-year term - vote for one

Choice	Party	Absentee Voting		Total	
Trish Lehman		251	100.00%	251	100.00%
	Cast Votes:	251	100.00%	251	100.00%
	Undervotes:	154		154	
	Overvotes:	0		0	
	Unresolved write-in votes:	6		6	

Precinct Results Report

2021 General Election

Run Time 4:49 PM
Run Date 11/22/2021

San Juan County

2021 General Election

11/2/2021

Page 76

Official Results

Registered Voters
8349 of 14573 = 57.29%

Precincts Reporting
0 of 39 = 0.00%

15-A San Juan North

411 of 654 registered voters = 62.84%

SJC Fire Protection District No. 3 Proposition No. 1 - Emergency Medical Services (EMS) Levy

Choice	Party	Absentee Voting		Total	
Yes		228	56.86%	228	56.86%
No		173	43.14%	173	43.14%
Cast Votes:		401	100.00%	401	100.00%
Undervotes:		10		10	
Overvotes:		0		0	
Unresolved write-in votes:		0		0	

SJC Public Hospital District No. 1 Proposition No. 1 - Authorizing Regular Property Tax Levy

Choice	Party	Absentee Voting		Total	
Yes		211	52.62%	211	52.62%
No		190	47.38%	190	47.38%
Cast Votes:		401	100.00%	401	100.00%
Undervotes:		10		10	
Overvotes:		0		0	
Unresolved write-in votes:		0		0	

Precinct Results Report

2021 General Election

Run Time 4:49 PM
Run Date 11/22/2021**San Juan County**

2021 General Election

11/2/2021

Page 77

Official ResultsRegistered Voters
8349 of 14573 = 57.29%Precincts Reporting
0 of 39 = 0.00%**15-B San Juan North**

10 of 16 registered voters = 62.50%

Advisory Vote No. 36 Engrossed Second Substitute House Bill 1477

Choice	Party	Absentee Voting		Total	
Repealed		6	75.00%	6	75.00%
Maintained		2	25.00%	2	25.00%
Cast Votes:		8	100.00%	8	100.00%
Undervotes:		2		2	
Overvotes:		0		0	
Unresolved write-in votes:		0		0	

Advisory Vote No. 37 Engrossed Substitute Senate Bill 5096

Choice	Party	Absentee Voting		Total	
Repealed		6	75.00%	6	75.00%
Maintained		2	25.00%	2	25.00%
Cast Votes:		8	100.00%	8	100.00%
Undervotes:		2		2	
Overvotes:		0		0	
Unresolved write-in votes:		0		0	

Advisory Vote No. 38 Second Substitute Senate Bill 5315

Choice	Party	Absentee Voting		Total	
Repealed		6	75.00%	6	75.00%
Maintained		2	25.00%	2	25.00%
Cast Votes:		8	100.00%	8	100.00%
Undervotes:		2		2	
Overvotes:		0		0	
Unresolved write-in votes:		0		0	

Charter Amendment Proposition No. 1

Choice	Party	Absentee Voting		Total	
Approved		1	11.11%	1	11.11%
Rejected		8	88.89%	8	88.89%
Cast Votes:		9	100.00%	9	100.00%
Undervotes:		1		1	
Overvotes:		0		0	
Unresolved write-in votes:		0		0	

Precinct Results Report

2021 General Election

Run Time 4:49 PM
Run Date 11/22/2021**San Juan County**

2021 General Election

11/2/2021

Page 78

Official ResultsRegistered Voters
8349 of 14573 = 57.29%
Precincts Reporting
0 of 39 = 0.00%**15-B San Juan North**

10 of 16 registered voters = 62.50%

Charter Amendment Proposition No. 2

Choice	Party	Absentee Voting		Total	
Approved		5	55.56%	5	55.56%
Rejected		4	44.44%	4	44.44%
	Cast Votes:	9	100.00%	9	100.00%
	Undervotes:	1		1	
	Overvotes:	0		0	
	Unresolved write-in votes:	0		0	

Charter Amendment Proposition No. 3

Choice	Party	Absentee Voting		Total	
Approved		3	33.33%	3	33.33%
Rejected		6	66.67%	6	66.67%
	Cast Votes:	9	100.00%	9	100.00%
	Undervotes:	1		1	
	Overvotes:	0		0	
	Unresolved write-in votes:	0		0	

Charter Amendment Proposition No. 4

Choice	Party	Absentee Voting		Total	
Approved		1	11.11%	1	11.11%
Rejected		8	88.89%	8	88.89%
	Cast Votes:	9	100.00%	9	100.00%
	Undervotes:	1		1	
	Overvotes:	0		0	
	Unresolved write-in votes:	0		0	

Charter Amendment Proposition No. 5

Choice	Party	Absentee Voting		Total	
Approved		4	40.00%	4	40.00%
Rejected		6	60.00%	6	60.00%
	Cast Votes:	10	100.00%	10	100.00%
	Undervotes:	0		0	
	Overvotes:	0		0	
	Unresolved write-in votes:	0		0	

Precinct Results Report

2021 General Election

Run Time 4:49 PM
Run Date 11/22/2021**San Juan County**

2021 General Election

11/2/2021

Page 79

Official ResultsRegistered Voters
8349 of 14573 = 57.29%
Precincts Reporting
0 of 39 = 0.00%**15-B San Juan North**

10 of 16 registered voters = 62.50%

Charter Amendment Proposition No. 6

Choice	Party	Absentee Voting		Total	
Approved		1	10.00%	1	10.00%
Rejected		9	90.00%	9	90.00%
	Cast Votes:	10	100.00%	10	100.00%
	Undervotes:	0		0	
	Overvotes:	0		0	
	Unresolved write-in votes:	0		0	

SJI School District No. 149 Director 1 - 4-year term - vote for one

Choice	Party	Absentee Voting		Total	
Sarah Werling Sandwith		5	100.00%	5	100.00%
	Cast Votes:	5	100.00%	5	100.00%
	Undervotes:	3		3	
	Overvotes:	0		0	
	Unresolved write-in votes:	2		2	

SJI School District No. 149 Director 2 - 4-year term - vote for one

Choice	Party	Absentee Voting		Total	
Barbara Nash Bevens		5	100.00%	5	100.00%
	Cast Votes:	5	100.00%	5	100.00%
	Undervotes:	5		5	
	Overvotes:	0		0	
	Unresolved write-in votes:	0		0	

SJC Fire Protection District No. 3 Commissioner 2 - 6-year term - vote for one

Choice	Party	Absentee Voting		Total	
Bob Jarman		3	42.86%	3	42.86%
Dwight T. Colley		4	57.14%	4	57.14%
	Cast Votes:	7	100.00%	7	100.00%
	Undervotes:	3		3	
	Overvotes:	0		0	
	Unresolved write-in votes:	0		0	

Precinct Results Report

2021 General Election

Run Time 4:49 PM
Run Date 11/22/2021**San Juan County**

2021 General Election

11/2/2021

Page 80

Official ResultsRegistered Voters
8349 of 14573 = 57.29%Precincts Reporting
0 of 39 = 0.00%**15-B San Juan North**

10 of 16 registered voters = 62.50%

Port of Friday Harbor Commissioner 3 - 6-year term - vote for one

Choice	Party	Absentee Voting		Total	
Greg Hertel		2	28.57%	2	28.57%
Victoria Compton		5	71.43%	5	71.43%
Cast Votes:		7	100.00%	7	100.00%
Undervotes:		3		3	
Overvotes:		0		0	
Unresolved write-in votes:		0		0	

SJI Park & Recreation District Commissioner 2 - 4-year term - vote for one

Choice	Party	Absentee Voting		Total	
Shannon Miniken		5	100.00%	5	100.00%
Cast Votes:		5	100.00%	5	100.00%
Undervotes:		5		5	
Overvotes:		0		0	
Unresolved write-in votes:		0		0	

SJI Park & Recreation District Commissioner 3 - 4-year term - vote for one

Choice	Party	Absentee Voting		Total	
Scott Zehner		5	100.00%	5	100.00%
Cast Votes:		5	100.00%	5	100.00%
Undervotes:		5		5	
Overvotes:		0		0	
Unresolved write-in votes:		0		0	

SJI Park & Recreation District Commissioner 5 - 4-year term - vote for one

Choice	Party	Absentee Voting		Total	
Allison M. Moalli		5	100.00%	5	100.00%
Cast Votes:		5	100.00%	5	100.00%
Undervotes:		5		5	
Overvotes:		0		0	
Unresolved write-in votes:		0		0	

Precinct Results Report

2021 General Election

Run Time 4:49 PM
Run Date 11/22/2021**San Juan County**

2021 General Election

11/2/2021

Page 81

Official ResultsRegistered Voters
8349 of 14573 = 57.29%Precincts Reporting
0 of 39 = 0.00%**15-B San Juan North**

10 of 16 registered voters = 62.50%

SJC Cemetery District No. 1 Commissioner 2 - 6-year term - vote for one

Choice	Party	Absentee Voting		Total	
Kim Sundstrom		5	83.33%	5	83.33%
Linda M. Francis		1	16.67%	1	16.67%
Cast Votes:		6	100.00%	6	100.00%
Undervotes:		4		4	
Overvotes:		0		0	
Unresolved write-in votes:		0		0	

SJC Cemetery District No. 1 Commissioner 3 - 2-year unexpired term - vote for one

Choice	Party	Absentee Voting		Total	
Rex Guard		4	57.14%	4	57.14%
Daniel Miller		3	42.86%	3	42.86%
Cast Votes:		7	100.00%	7	100.00%
Undervotes:		3		3	
Overvotes:		0		0	
Unresolved write-in votes:		0		0	

SJC Public Hospital District No. 1 Commissioner 3 - 6-year term - vote for one

Choice	Party	Absentee Voting		Total	
Everett Clary		5	100.00%	5	100.00%
Cast Votes:		5	100.00%	5	100.00%
Undervotes:		5		5	
Overvotes:		0		0	
Unresolved write-in votes:		0		0	

SJC Public Hospital District No. 1 Commissioner 5 - 6-year term - vote for one

Choice	Party	Absentee Voting		Total	
Trish Lehman		6	100.00%	6	100.00%
Cast Votes:		6	100.00%	6	100.00%
Undervotes:		4		4	
Overvotes:		0		0	
Unresolved write-in votes:		0		0	

Precinct Results Report

2021 General Election

Run Time 4:49 PM
Run Date 11/22/2021

San Juan County

2021 General Election

11/2/2021

Page 82

Official Results

Registered Voters
8349 of 14573 = 57.29%

Precincts Reporting
0 of 39 = 0.00%

15-B San Juan North

10 of 16 registered voters = 62.50%

SJC Fire Protection District No. 3 Proposition No. 1 - Emergency Medical Services (EMS) Levy

Choice	Party	Absentee Voting		Total	
Yes		3	33.33%	3	33.33%
No		6	66.67%	6	66.67%
Cast Votes:		9	100.00%	9	100.00%
Undervotes:		1		1	
Overvotes:		0		0	
Unresolved write-in votes:		0		0	

SJC Public Hospital District No. 1 Proposition No. 1 - Authorizing Regular Property Tax Levy

Choice	Party	Absentee Voting		Total	
Yes		2	22.22%	2	22.22%
No		7	77.78%	7	77.78%
Cast Votes:		9	100.00%	9	100.00%
Undervotes:		1		1	
Overvotes:		0		0	
Unresolved write-in votes:		0		0	

Precinct Results Report

2021 General Election

Run Time 4:49 PM
Run Date 11/22/2021**San Juan County**

2021 General Election

11/2/2021

Page 83

Official ResultsRegistered Voters
8349 of 14573 = 57.29%Precincts Reporting
0 of 39 = 0.00%**15-C San Juan North**

0 of 11 registered voters = 0.00%

Advisory Vote No. 36 Engrossed Second Substitute House Bill 1477

Choice	Party	Absentee Voting		Total	
Repealed		0	0.00%	0	0.00%
Maintained		0	0.00%	0	0.00%
Cast Votes:		0	0.00%	0	0.00%
Undervotes:		0		0	
Overvotes:		0		0	
Unresolved write-in votes:		0		0	

Advisory Vote No. 37 Engrossed Substitute Senate Bill 5096

Choice	Party	Absentee Voting		Total	
Repealed		0	0.00%	0	0.00%
Maintained		0	0.00%	0	0.00%
Cast Votes:		0	0.00%	0	0.00%
Undervotes:		0		0	
Overvotes:		0		0	
Unresolved write-in votes:		0		0	

Advisory Vote No. 38 Second Substitute Senate Bill 5315

Choice	Party	Absentee Voting		Total	
Repealed		0	0.00%	0	0.00%
Maintained		0	0.00%	0	0.00%
Cast Votes:		0	0.00%	0	0.00%
Undervotes:		0		0	
Overvotes:		0		0	
Unresolved write-in votes:		0		0	

Charter Amendment Proposition No. 1

Choice	Party	Absentee Voting		Total	
Approved		0	0.00%	0	0.00%
Rejected		0	0.00%	0	0.00%
Cast Votes:		0	0.00%	0	0.00%
Undervotes:		0		0	
Overvotes:		0		0	
Unresolved write-in votes:		0		0	

Precinct Results Report

2021 General Election

Run Time 4:49 PM
Run Date 11/22/2021

San Juan County

2021 General Election

11/2/2021

Page 84

Official Results

Registered Voters
8349 of 14573 = 57.29%

Precincts Reporting
0 of 39 = 0.00%

15-C San Juan North

0 of 11 registered voters = 0.00%

Charter Amendment Proposition No. 2

Choice	Party	Absentee Voting		Total	
Approved		0	0.00%	0	0.00%
Rejected		0	0.00%	0	0.00%
	Cast Votes:	0	0.00%	0	0.00%
	Undervotes:	0		0	
	Overvotes:	0		0	
	Unresolved write-in votes:	0		0	

Charter Amendment Proposition No. 3

Choice	Party	Absentee Voting		Total	
Approved		0	0.00%	0	0.00%
Rejected		0	0.00%	0	0.00%
	Cast Votes:	0	0.00%	0	0.00%
	Undervotes:	0		0	
	Overvotes:	0		0	
	Unresolved write-in votes:	0		0	

Charter Amendment Proposition No. 4

Choice	Party	Absentee Voting		Total	
Approved		0	0.00%	0	0.00%
Rejected		0	0.00%	0	0.00%
	Cast Votes:	0	0.00%	0	0.00%
	Undervotes:	0		0	
	Overvotes:	0		0	
	Unresolved write-in votes:	0		0	

Charter Amendment Proposition No. 5

Choice	Party	Absentee Voting		Total	
Approved		0	0.00%	0	0.00%
Rejected		0	0.00%	0	0.00%
	Cast Votes:	0	0.00%	0	0.00%
	Undervotes:	0		0	
	Overvotes:	0		0	
	Unresolved write-in votes:	0		0	

Precinct Results Report

2021 General Election

Run Time 4:49 PM
Run Date 11/22/2021**San Juan County**

2021 General Election

11/2/2021

Page 85

Official ResultsRegistered Voters
8349 of 14573 = 57.29%Precincts Reporting
0 of 39 = 0.00%**15-C San Juan North**

0 of 11 registered voters = 0.00%

Charter Amendment Proposition No. 6

Choice	Party	Absentee Voting		Total	
Approved		0	0.00%	0	0.00%
Rejected		0	0.00%	0	0.00%
	Cast Votes:	0	0.00%	0	0.00%
	Undervotes:	0		0	
	Overvotes:	0		0	
	Unresolved write-in votes:	0		0	

SJI School District No. 149 Director 1 - 4-year term - vote for one

Choice	Party	Absentee Voting		Total	
Sarah Werling Sandwith		0	0.00%	0	0.00%
	Cast Votes:	0	0.00%	0	0.00%
	Undervotes:	0		0	
	Overvotes:	0		0	
	Unresolved write-in votes:	0		0	

SJI School District No. 149 Director 2 - 4-year term - vote for one

Choice	Party	Absentee Voting		Total	
Barbara Nash Bevens		0	0.00%	0	0.00%
	Cast Votes:	0	0.00%	0	0.00%
	Undervotes:	0		0	
	Overvotes:	0		0	
	Unresolved write-in votes:	0		0	

SJC Fire Protection District No. 3 Commissioner 2 - 6-year term - vote for one

Choice	Party	Absentee Voting		Total	
Bob Jarman		0	0.00%	0	0.00%
Dwight T. Colley		0	0.00%	0	0.00%
	Cast Votes:	0	0.00%	0	0.00%
	Undervotes:	0		0	
	Overvotes:	0		0	
	Unresolved write-in votes:	0		0	

Precinct Results Report

2021 General Election

Run Time 4:49 PM
Run Date 11/22/2021**San Juan County**

2021 General Election

11/2/2021

Page 86

Official ResultsRegistered Voters
8349 of 14573 = 57.29%Precincts Reporting
0 of 39 = 0.00%**15-C San Juan North**

0 of 11 registered voters = 0.00%

SJC Public Hospital District No. 1 Commissioner 3 - 6-year term - vote for one

Choice	Party	Absentee Voting		Total	
Everett Clary		0	0.00%	0	0.00%
	Cast Votes:	0	0.00%	0	0.00%
	Undervotes:	0		0	
	Overvotes:	0		0	
	Unresolved write-in votes:	0		0	

SJC Public Hospital District No. 1 Commissioner 5 - 6-year term - vote for one

Choice	Party	Absentee Voting		Total	
Trish Lehman		0	0.00%	0	0.00%
	Cast Votes:	0	0.00%	0	0.00%
	Undervotes:	0		0	
	Overvotes:	0		0	
	Unresolved write-in votes:	0		0	

SJC Fire Protection District No. 3 Proposition No. 1 - Emergency Medical Services (EMS) Levy

Choice	Party	Absentee Voting		Total	
Yes		0	0.00%	0	0.00%
No		0	0.00%	0	0.00%
	Cast Votes:	0	0.00%	0	0.00%
	Undervotes:	0		0	
	Overvotes:	0		0	
	Unresolved write-in votes:	0		0	

SJC Public Hospital District No. 1 Proposition No. 1 - Authorizing Regular Property Tax Levy

Choice	Party	Absentee Voting		Total	
Yes		0	0.00%	0	0.00%
No		0	0.00%	0	0.00%
	Cast Votes:	0	0.00%	0	0.00%
	Undervotes:	0		0	
	Overvotes:	0		0	
	Unresolved write-in votes:	0		0	

Precinct Results Report

2021 General Election

Run Time 4:49 PM
Run Date 11/22/2021**San Juan County**

2021 General Election

11/2/2021

Page 87

Official ResultsRegistered Voters
8349 of 14573 = 57.29%Precincts Reporting
0 of 39 = 0.00%**15-D San Juan North**

35 of 53 registered voters = 66.04%

Advisory Vote No. 36 Engrossed Second Substitute House Bill 1477

Choice	Party	Absentee Voting		Total	
Repealed		22	64.71%	22	64.71%
Maintained		12	35.29%	12	35.29%
Cast Votes:		34	100.00%	34	100.00%
Undervotes:		1		1	
Overvotes:		0		0	
Unresolved write-in votes:		0		0	

Advisory Vote No. 37 Engrossed Substitute Senate Bill 5096

Choice	Party	Absentee Voting		Total	
Repealed		26	74.29%	26	74.29%
Maintained		9	25.71%	9	25.71%
Cast Votes:		35	100.00%	35	100.00%
Undervotes:		0		0	
Overvotes:		0		0	
Unresolved write-in votes:		0		0	

Advisory Vote No. 38 Second Substitute Senate Bill 5315

Choice	Party	Absentee Voting		Total	
Repealed		21	65.63%	21	65.63%
Maintained		11	34.38%	11	34.38%
Cast Votes:		32	100.00%	32	100.00%
Undervotes:		3		3	
Overvotes:		0		0	
Unresolved write-in votes:		0		0	

Charter Amendment Proposition No. 1

Choice	Party	Absentee Voting		Total	
Approved		14	40.00%	14	40.00%
Rejected		21	60.00%	21	60.00%
Cast Votes:		35	100.00%	35	100.00%
Undervotes:		0		0	
Overvotes:		0		0	
Unresolved write-in votes:		0		0	

Precinct Results Report

2021 General Election

Run Time 4:49 PM
Run Date 11/22/2021**San Juan County**

2021 General Election

11/2/2021

Page 88

Official ResultsRegistered Voters
8349 of 14573 = 57.29%
Precincts Reporting
0 of 39 = 0.00%**15-D San Juan North**

35 of 53 registered voters = 66.04%

Charter Amendment Proposition No. 2

Choice	Party	Absentee Voting		Total	
Approved		26	74.29%	26	74.29%
Rejected		9	25.71%	9	25.71%
Cast Votes:		35	100.00%	35	100.00%
Undervotes:		0		0	
Overvotes:		0		0	
Unresolved write-in votes:		0		0	

Charter Amendment Proposition No. 3

Choice	Party	Absentee Voting		Total	
Approved		5	14.29%	5	14.29%
Rejected		30	85.71%	30	85.71%
Cast Votes:		35	100.00%	35	100.00%
Undervotes:		0		0	
Overvotes:		0		0	
Unresolved write-in votes:		0		0	

Charter Amendment Proposition No. 4

Choice	Party	Absentee Voting		Total	
Approved		9	25.71%	9	25.71%
Rejected		26	74.29%	26	74.29%
Cast Votes:		35	100.00%	35	100.00%
Undervotes:		0		0	
Overvotes:		0		0	
Unresolved write-in votes:		0		0	

Charter Amendment Proposition No. 5

Choice	Party	Absentee Voting		Total	
Approved		16	51.61%	16	51.61%
Rejected		15	48.39%	15	48.39%
Cast Votes:		31	100.00%	31	100.00%
Undervotes:		4		4	
Overvotes:		0		0	
Unresolved write-in votes:		0		0	

Precinct Results Report

2021 General Election

Run Time 4:49 PM
Run Date 11/22/2021**San Juan County**

2021 General Election

11/2/2021

Page 89

Official ResultsRegistered Voters
8349 of 14573 = 57.29%
Precincts Reporting
0 of 39 = 0.00%**15-D San Juan North**

35 of 53 registered voters = 66.04%

Charter Amendment Proposition No. 6

Choice	Party	Absentee Voting		Total	
Approved		10	30.30%	10	30.30%
Rejected		23	69.70%	23	69.70%
	Cast Votes:	33	100.00%	33	100.00%
	Undervotes:	2		2	
	Overvotes:	0		0	
	Unresolved write-in votes:	0		0	

SJI School District No. 149 Director 1 - 4-year term - vote for one

Choice	Party	Absentee Voting		Total	
Sarah Werling Sandwith		22	100.00%	22	100.00%
	Cast Votes:	22	100.00%	22	100.00%
	Undervotes:	13		13	
	Overvotes:	0		0	
	Unresolved write-in votes:	0		0	

SJI School District No. 149 Director 2 - 4-year term - vote for one

Choice	Party	Absentee Voting		Total	
Barbara Nash Bevens		22	100.00%	22	100.00%
	Cast Votes:	22	100.00%	22	100.00%
	Undervotes:	13		13	
	Overvotes:	0		0	
	Unresolved write-in votes:	0		0	

SJC Fire Protection District No. 3 Commissioner 2 - 6-year term - vote for one

Choice	Party	Absentee Voting		Total	
Bob Jarman		10	41.67%	10	41.67%
Dwight T. Colley		14	58.33%	14	58.33%
	Cast Votes:	24	100.00%	24	100.00%
	Undervotes:	10		10	
	Overvotes:	0		0	
	Unresolved write-in votes:	1		1	

Precinct Results Report

2021 General Election

Run Time 4:49 PM
Run Date 11/22/2021**San Juan County**

2021 General Election

11/2/2021

Page 90

Official ResultsRegistered Voters
8349 of 14573 = 57.29%Precincts Reporting
0 of 39 = 0.00%**15-D San Juan North**

35 of 53 registered voters = 66.04%

SJC Cemetery District No. 2 Commissioner 3 - 6-year term - vote for one

Choice	Party	Absentee Voting		Total	
Cheryl L. Opalski		11	35.48%	11	35.48%
Michael Olson		20	64.52%	20	64.52%
Cast Votes:		31	100.00%	31	100.00%
Undervotes:		4		4	
Overvotes:		0		0	
Unresolved write-in votes:		0		0	

SJC Public Hospital District No. 1 Commissioner 3 - 6-year term - vote for one

Choice	Party	Absentee Voting		Total	
Everett Clary		21	100.00%	21	100.00%
Cast Votes:		21	100.00%	21	100.00%
Undervotes:		14		14	
Overvotes:		0		0	
Unresolved write-in votes:		0		0	

SJC Public Hospital District No. 1 Commissioner 5 - 6-year term - vote for one

Choice	Party	Absentee Voting		Total	
Trish Lehman		24	100.00%	24	100.00%
Cast Votes:		24	100.00%	24	100.00%
Undervotes:		11		11	
Overvotes:		0		0	
Unresolved write-in votes:		0		0	

SJC Fire Protection District No. 3 Proposition No. 1 - Emergency Medical Services (EMS) Levy

Choice	Party	Absentee Voting		Total	
Yes		14	42.42%	14	42.42%
No		19	57.58%	19	57.58%
Cast Votes:		33	100.00%	33	100.00%
Undervotes:		2		2	
Overvotes:		0		0	
Unresolved write-in votes:		0		0	

Precinct Results Report

2021 General Election

Run Time 4:49 PM
Run Date 11/22/2021

San Juan County

2021 General Election

11/2/2021

Page 91

Official Results

Registered Voters
8349 of 14573 = 57.29%

Precincts Reporting
0 of 39 = 0.00%

15-D San Juan North

35 of 53 registered voters = 66.04%

SJC Public Hospital District No. 1 Proposition No. 1 - Authorizing Regular Property Tax Levy

Choice	Party	Absentee Voting		Total	
Yes		9	29.03%	9	29.03%
No		22	70.97%	22	70.97%
Cast Votes:		31	100.00%	31	100.00%
Undervotes:		4		4	
Overvotes:		0		0	
Unresolved write-in votes:		0		0	

Precinct Results Report

2021 General Election

Run Time 4:49 PM
Run Date 11/22/2021**San Juan County**

2021 General Election

11/2/2021

Page 92

Official ResultsRegistered Voters
8349 of 14573 = 57.29%Precincts Reporting
0 of 39 = 0.00%**15-E San Juan North**

10 of 19 registered voters = 52.63%

Advisory Vote No. 36 Engrossed Second Substitute House Bill 1477

Choice	Party	Absentee Voting		Total	
Repealed		6	66.67%	6	66.67%
Maintained		3	33.33%	3	33.33%
Cast Votes:		9	100.00%	9	100.00%
Undervotes:		1		1	
Overvotes:		0		0	
Unresolved write-in votes:		0		0	

Advisory Vote No. 37 Engrossed Substitute Senate Bill 5096

Choice	Party	Absentee Voting		Total	
Repealed		7	70.00%	7	70.00%
Maintained		3	30.00%	3	30.00%
Cast Votes:		10	100.00%	10	100.00%
Undervotes:		0		0	
Overvotes:		0		0	
Unresolved write-in votes:		0		0	

Advisory Vote No. 38 Second Substitute Senate Bill 5315

Choice	Party	Absentee Voting		Total	
Repealed		7	77.78%	7	77.78%
Maintained		2	22.22%	2	22.22%
Cast Votes:		9	100.00%	9	100.00%
Undervotes:		1		1	
Overvotes:		0		0	
Unresolved write-in votes:		0		0	

Charter Amendment Proposition No. 1

Choice	Party	Absentee Voting		Total	
Approved		3	30.00%	3	30.00%
Rejected		7	70.00%	7	70.00%
Cast Votes:		10	100.00%	10	100.00%
Undervotes:		0		0	
Overvotes:		0		0	
Unresolved write-in votes:		0		0	

Precinct Results Report

2021 General Election

Run Time 4:49 PM
Run Date 11/22/2021**San Juan County**

2021 General Election

11/2/2021

Page 93

Official ResultsRegistered Voters
8349 of 14573 = 57.29%Precincts Reporting
0 of 39 = 0.00%**15-E San Juan North**

10 of 19 registered voters = 52.63%

Charter Amendment Proposition No. 2

Choice	Party	Absentee Voting		Total	
Approved		10	100.00%	10	100.00%
Rejected		0	0.00%	0	0.00%
Cast Votes:		10	100.00%	10	100.00%
Undervotes:		0		0	
Overvotes:		0		0	
Unresolved write-in votes:		0		0	

Charter Amendment Proposition No. 3

Choice	Party	Absentee Voting		Total	
Approved		4	40.00%	4	40.00%
Rejected		6	60.00%	6	60.00%
Cast Votes:		10	100.00%	10	100.00%
Undervotes:		0		0	
Overvotes:		0		0	
Unresolved write-in votes:		0		0	

Charter Amendment Proposition No. 4

Choice	Party	Absentee Voting		Total	
Approved		4	44.44%	4	44.44%
Rejected		5	55.56%	5	55.56%
Cast Votes:		9	100.00%	9	100.00%
Undervotes:		1		1	
Overvotes:		0		0	
Unresolved write-in votes:		0		0	

Charter Amendment Proposition No. 5

Choice	Party	Absentee Voting		Total	
Approved		6	60.00%	6	60.00%
Rejected		4	40.00%	4	40.00%
Cast Votes:		10	100.00%	10	100.00%
Undervotes:		0		0	
Overvotes:		0		0	
Unresolved write-in votes:		0		0	

Precinct Results Report

2021 General Election

Run Time 4:49 PM
Run Date 11/22/2021

San Juan County

2021 General Election

11/2/2021

Page 94

Official Results

Registered Voters
8349 of 14573 = 57.29%

Precincts Reporting
0 of 39 = 0.00%

15-E San Juan North

10 of 19 registered voters = 52.63%

Charter Amendment Proposition No. 6

Choice	Party	Absentee Voting	Total
Approved		2 22.22%	2 22.22%
Rejected		7 77.78%	7 77.78%
	Cast Votes:	9 100.00%	9 100.00%
	Undervotes:	1	1
	Overvotes:	0	0
	Unresolved write-in votes:	0	0

SJI School District No. 149 Director 1 - 4-year term - vote for one

Choice	Party	Absentee Voting	Total
Sarah Werling Sandwith		6 100.00%	6 100.00%
	Cast Votes:	6 100.00%	6 100.00%
	Undervotes:	4	4
	Overvotes:	0	0
	Unresolved write-in votes:	0	0

SJI School District No. 149 Director 2 - 4-year term - vote for one

Choice	Party	Absentee Voting	Total
Barbara Nash Bevens		6 100.00%	6 100.00%
	Cast Votes:	6 100.00%	6 100.00%
	Undervotes:	4	4
	Overvotes:	0	0
	Unresolved write-in votes:	0	0

SJC Fire Protection District No. 3 Commissioner 2 - 6-year term - vote for one

Choice	Party	Absentee Voting	Total
Bob Jarman		2 50.00%	2 50.00%
Dwight T. Colley		2 50.00%	2 50.00%
	Cast Votes:	4 100.00%	4 100.00%
	Undervotes:	6	6
	Overvotes:	0	0
	Unresolved write-in votes:	0	0

Precinct Results Report

2021 General Election

Run Time 4:49 PM
Run Date 11/22/2021**San Juan County**

2021 General Election

11/2/2021

Page 95

Official Results**Registered Voters**
8349 of 14573 = 57.29%**Precincts Reporting**
0 of 39 = 0.00%**15-E San Juan North**

10 of 19 registered voters = 52.63%

SJC Public Hospital District No. 1 Commissioner 3 - 6-year term - vote for one

Choice	Party	Absentee Voting		Total	
Everett Clary		4	100.00%	4	100.00%
	Cast Votes:	4	100.00%	4	100.00%
	Undervotes:	5		5	
	Overvotes:	0		0	
	Unresolved write-in votes:	1		1	

SJC Public Hospital District No. 1 Commissioner 5 - 6-year term - vote for one

Choice	Party	Absentee Voting		Total	
Trish Lehman		5	100.00%	5	100.00%
	Cast Votes:	5	100.00%	5	100.00%
	Undervotes:	5		5	
	Overvotes:	0		0	
	Unresolved write-in votes:	0		0	

SJC Fire Protection District No. 3 Proposition No. 1 - Emergency Medical Services (EMS) Levy

Choice	Party	Absentee Voting		Total	
Yes		5	50.00%	5	50.00%
No		5	50.00%	5	50.00%
	Cast Votes:	10	100.00%	10	100.00%
	Undervotes:	0		0	
	Overvotes:	0		0	
	Unresolved write-in votes:	0		0	

SJC Public Hospital District No. 1 Proposition No. 1 - Authorizing Regular Property Tax Levy

Choice	Party	Absentee Voting		Total	
Yes		3	33.33%	3	33.33%
No		6	66.67%	6	66.67%
	Cast Votes:	9	100.00%	9	100.00%
	Undervotes:	1		1	
	Overvotes:	0		0	
	Unresolved write-in votes:	0		0	

Precinct Results Report

2021 General Election

Run Time 4:49 PM
Run Date 11/22/2021**San Juan County**

2021 General Election

11/2/2021

Page 96

Official Results**Registered Voters**

8349 of 14573 = 57.29%

Precincts Reporting

0 of 39 = 0.00%

16 San Juan East

438 of 734 registered voters = 59.67%

Advisory Vote No. 36 Engrossed Second Substitute House Bill 1477

Choice	Party	Absentee Voting		Total	
Repealed		171	42.01%	171	42.01%
Maintained		236	57.99%	236	57.99%
Cast Votes:		407	100.00%	407	100.00%
Undervotes:		31		31	
Overvotes:		0		0	
Unresolved write-in votes:		0		0	

Advisory Vote No. 37 Engrossed Substitute Senate Bill 5096

Choice	Party	Absentee Voting		Total	
Repealed		190	46.57%	190	46.57%
Maintained		218	53.43%	218	53.43%
Cast Votes:		408	100.00%	408	100.00%
Undervotes:		30		30	
Overvotes:		0		0	
Unresolved write-in votes:		0		0	

Advisory Vote No. 38 Second Substitute Senate Bill 5315

Choice	Party	Absentee Voting		Total	
Repealed		179	47.23%	179	47.23%
Maintained		200	52.77%	200	52.77%
Cast Votes:		379	100.00%	379	100.00%
Undervotes:		59		59	
Overvotes:		0		0	
Unresolved write-in votes:		0		0	

Charter Amendment Proposition No. 1

Choice	Party	Absentee Voting		Total	
Approved		234	55.32%	234	55.32%
Rejected		189	44.68%	189	44.68%
Cast Votes:		423	100.00%	423	100.00%
Undervotes:		15		15	
Overvotes:		0		0	
Unresolved write-in votes:		0		0	

Precinct Results Report

2021 General Election

Run Time 4:49 PM
Run Date 11/22/2021**San Juan County**

2021 General Election

11/2/2021

Page 97

Official ResultsRegistered Voters
8349 of 14573 = 57.29%
Precincts Reporting
0 of 39 = 0.00%**16 San Juan East**

438 of 734 registered voters = 59.67%

Charter Amendment Proposition No. 2

Choice	Party	Absentee Voting		Total	
Approved		296	70.81%	296	70.81%
Rejected		122	29.19%	122	29.19%
	Cast Votes:	418	100.00%	418	100.00%
	Undervotes:	20		20	
	Overvotes:	0		0	
	Unresolved write-in votes:	0		0	

Charter Amendment Proposition No. 3

Choice	Party	Absentee Voting		Total	
Approved		184	43.60%	184	43.60%
Rejected		238	56.40%	238	56.40%
	Cast Votes:	422	100.00%	422	100.00%
	Undervotes:	16		16	
	Overvotes:	0		0	
	Unresolved write-in votes:	0		0	

Charter Amendment Proposition No. 4

Choice	Party	Absentee Voting		Total	
Approved		114	27.87%	114	27.87%
Rejected		295	72.13%	295	72.13%
	Cast Votes:	409	100.00%	409	100.00%
	Undervotes:	29		29	
	Overvotes:	0		0	
	Unresolved write-in votes:	0		0	

Charter Amendment Proposition No. 5

Choice	Party	Absentee Voting		Total	
Approved		214	51.94%	214	51.94%
Rejected		198	48.06%	198	48.06%
	Cast Votes:	412	100.00%	412	100.00%
	Undervotes:	26		26	
	Overvotes:	0		0	
	Unresolved write-in votes:	0		0	

Precinct Results Report

2021 General Election

Run Time 4:49 PM
Run Date 11/22/2021

San Juan County

2021 General Election

11/2/2021

Page 98

Official Results

Registered Voters
8349 of 14573 = 57.29%

Precincts Reporting
0 of 39 = 0.00%

16 San Juan East

438 of 734 registered voters = 59.67%

Charter Amendment Proposition No. 6

Choice	Party	Absentee Voting		Total	
Approved		151	37.28%	151	37.28%
Rejected		254	62.72%	254	62.72%
Cast Votes:		405	100.00%	405	100.00%
Undervotes:		33		33	
Overvotes:		0		0	
Unresolved write-in votes:		0		0	

SJI School District No. 149 Director 1 - 4-year term - vote for one

Choice	Party	Absentee Voting		Total	
Sarah Werling Sandwith		301	100.00%	301	100.00%
Cast Votes:		301	100.00%	301	100.00%
Undervotes:		134		134	
Overvotes:		0		0	
Unresolved write-in votes:		3		3	

SJI School District No. 149 Director 2 - 4-year term - vote for one

Choice	Party	Absentee Voting		Total	
Barbara Nash Bevans		283	100.00%	283	100.00%
Cast Votes:		283	100.00%	283	100.00%
Undervotes:		151		151	
Overvotes:		0		0	
Unresolved write-in votes:		4		4	

SJC Fire Protection District No. 3 Commissioner 2 - 6-year term - vote for one

Choice	Party	Absentee Voting		Total	
Bob Jarman		174	44.73%	174	44.73%
Dwight T. Colley		215	55.27%	215	55.27%
Cast Votes:		389	100.00%	389	100.00%
Undervotes:		48		48	
Overvotes:		0		0	
Unresolved write-in votes:		1		1	

Precinct Results Report

2021 General Election

Run Time 4:49 PM
Run Date 11/22/2021**San Juan County**

2021 General Election

11/2/2021

Page 99

Official ResultsRegistered Voters
8349 of 14573 = 57.29%Precincts Reporting
0 of 39 = 0.00%**16 San Juan East**

438 of 734 registered voters = 59.67%

Port of Friday Harbor Commissioner 3 - 6-year term - vote for one

Choice	Party	Absentee Voting		Total	
Greg Hertel		93	22.91%	93	22.91%
Victoria Compton		313	77.09%	313	77.09%
Cast Votes:		406	100.00%	406	100.00%
Undervotes:		31		31	
Overvotes:		0		0	
Unresolved write-in votes:		1		1	

SJI Park & Recreation District Commissioner 2 - 4-year term - vote for one

Choice	Party	Absentee Voting		Total	
Shannon Miniken		280	100.00%	280	100.00%
Cast Votes:		280	100.00%	280	100.00%
Undervotes:		154		154	
Overvotes:		0		0	
Unresolved write-in votes:		4		4	

SJI Park & Recreation District Commissioner 3 - 4-year term - vote for one

Choice	Party	Absentee Voting		Total	
Scott Zehner		320	100.00%	320	100.00%
Cast Votes:		320	100.00%	320	100.00%
Undervotes:		117		117	
Overvotes:		0		0	
Unresolved write-in votes:		1		1	

SJI Park & Recreation District Commissioner 5 - 4-year term - vote for one

Choice	Party	Absentee Voting		Total	
Allison M. Moalli		306	100.00%	306	100.00%
Cast Votes:		306	100.00%	306	100.00%
Undervotes:		130		130	
Overvotes:		0		0	
Unresolved write-in votes:		2		2	

Precinct Results Report

2021 General Election

Run Time 4:49 PM
Run Date 11/22/2021**San Juan County**

2021 General Election

11/2/2021

Page 100

Official ResultsRegistered Voters
8349 of 14573 = 57.29%Precincts Reporting
0 of 39 = 0.00%**16 San Juan East**

438 of 734 registered voters = 59.67%

SJC Cemetery District No. 1 Commissioner 2 - 6-year term - vote for one

Choice	Party	Absentee Voting		Total	
Kim Sundstrom		294	81.44%	294	81.44%
Linda M. Francis		67	18.56%	67	18.56%
Cast Votes:		361	100.00%	361	100.00%
Undervotes:		75		75	
Overvotes:		0		0	
Unresolved write-in votes:		2		2	

SJC Cemetery District No. 1 Commissioner 3 - 2-year unexpired term - vote for one

Choice	Party	Absentee Voting		Total	
Rex Guard		319	83.29%	319	83.29%
Daniel Miller		64	16.71%	64	16.71%
Cast Votes:		383	100.00%	383	100.00%
Undervotes:		55		55	
Overvotes:		0		0	
Unresolved write-in votes:		0		0	

SJC Public Hospital District No. 1 Commissioner 3 - 6-year term - vote for one

Choice	Party	Absentee Voting		Total	
Everett Clary		249	100.00%	249	100.00%
Cast Votes:		249	100.00%	249	100.00%
Undervotes:		178		178	
Overvotes:		0		0	
Unresolved write-in votes:		11		11	

SJC Public Hospital District No. 1 Commissioner 5 - 6-year term - vote for one

Choice	Party	Absentee Voting		Total	
Trish Lehman		304	100.00%	304	100.00%
Cast Votes:		304	100.00%	304	100.00%
Undervotes:		125		125	
Overvotes:		0		0	
Unresolved write-in votes:		9		9	

Precinct Results Report

2021 General Election

Run Time 4:49 PM
Run Date 11/22/2021**San Juan County**

2021 General Election

11/2/2021

Page 101

Official Results**Registered Voters**
8349 of 14573 = 57.29%**Precincts Reporting**
0 of 39 = 0.00%**16 San Juan East**

438 of 734 registered voters = 59.67%

SJC Fire Protection District No. 3 Proposition No. 1 - Emergency Medical Services (EMS) Levy

Choice	Party	Absentee Voting		Total	
Yes		226	52.80%	226	52.80%
No		202	47.20%	202	47.20%
Cast Votes:		428	100.00%	428	100.00%
Undervotes:		10		10	
Overvotes:		0		0	
Unresolved write-in votes:		0		0	

SJC Public Hospital District No. 1 Proposition No. 1 - Authorizing Regular Property Tax Levy

Choice	Party	Absentee Voting		Total	
Yes		239	56.24%	239	56.24%
No		186	43.76%	186	43.76%
Cast Votes:		425	100.00%	425	100.00%
Undervotes:		13		13	
Overvotes:		0		0	
Unresolved write-in votes:		0		0	

Precinct Results Report

2021 General Election

Run Time 4:49 PM
Run Date 11/22/2021**San Juan County**

2021 General Election

11/2/2021

Page 102

Official ResultsRegistered Voters
8349 of 14573 = 57.29%Precincts Reporting
0 of 39 = 0.00%**17-A Turn Point**

226 of 385 registered voters = 58.70%

Advisory Vote No. 36 Engrossed Second Substitute House Bill 1477

Choice	Party	Absentee Voting		Total	
Repealed		104	51.74%	104	51.74%
Maintained		97	48.26%	97	48.26%
Cast Votes:		201	100.00%	201	100.00%
Undervotes:		25		25	
Overvotes:		0		0	
Unresolved write-in votes:		0		0	

Advisory Vote No. 37 Engrossed Substitute Senate Bill 5096

Choice	Party	Absentee Voting		Total	
Repealed		122	61.00%	122	61.00%
Maintained		78	39.00%	78	39.00%
Cast Votes:		200	100.00%	200	100.00%
Undervotes:		26		26	
Overvotes:		0		0	
Unresolved write-in votes:		0		0	

Advisory Vote No. 38 Second Substitute Senate Bill 5315

Choice	Party	Absentee Voting		Total	
Repealed		111	57.51%	111	57.51%
Maintained		82	42.49%	82	42.49%
Cast Votes:		193	100.00%	193	100.00%
Undervotes:		33		33	
Overvotes:		0		0	
Unresolved write-in votes:		0		0	

Charter Amendment Proposition No. 1

Choice	Party	Absentee Voting		Total	
Approved		99	46.05%	99	46.05%
Rejected		116	53.95%	116	53.95%
Cast Votes:		215	100.00%	215	100.00%
Undervotes:		11		11	
Overvotes:		0		0	
Unresolved write-in votes:		0		0	

Precinct Results Report

2021 General Election

Run Time 4:49 PM

Run Date 11/22/2021

San Juan County

2021 General Election

11/2/2021

Page 103

Official Results**Registered Voters**

8349 of 14573 = 57.29%

Precincts Reporting

0 of 39 = 0.00%

17-A Turn Point

226 of 385 registered voters = 58.70%

Charter Amendment Proposition No. 2

Choice	Party	Absentee Voting		Total	
Approved		157	71.04%	157	71.04%
Rejected		64	28.96%	64	28.96%
Cast Votes:		221	100.00%	221	100.00%
Undervotes:		5		5	
Overvotes:		0		0	
Unresolved write-in votes:		0		0	

Charter Amendment Proposition No. 3

Choice	Party	Absentee Voting		Total	
Approved		67	31.31%	67	31.31%
Rejected		147	68.69%	147	68.69%
Cast Votes:		214	100.00%	214	100.00%
Undervotes:		12		12	
Overvotes:		0		0	
Unresolved write-in votes:		0		0	

Charter Amendment Proposition No. 4

Choice	Party	Absentee Voting		Total	
Approved		56	26.42%	56	26.42%
Rejected		156	73.58%	156	73.58%
Cast Votes:		212	100.00%	212	100.00%
Undervotes:		14		14	
Overvotes:		0		0	
Unresolved write-in votes:		0		0	

Charter Amendment Proposition No. 5

Choice	Party	Absentee Voting		Total	
Approved		98	47.12%	98	47.12%
Rejected		110	52.88%	110	52.88%
Cast Votes:		208	100.00%	208	100.00%
Undervotes:		18		18	
Overvotes:		0		0	
Unresolved write-in votes:		0		0	

Precinct Results Report

2021 General Election

Run Time 4:49 PM
Run Date 11/22/2021**San Juan County**

2021 General Election

11/2/2021

Page 104

Official Results**Registered Voters**
8349 of 14573 = 57.29%**Precincts Reporting**
0 of 39 = 0.00%**17-A Turn Point**

226 of 385 registered voters = 58.70%

Charter Amendment Proposition No. 6

Choice	Party	Absentee Voting		Total	
Approved		73	34.27%	73	34.27%
Rejected		140	65.73%	140	65.73%
Cast Votes:		213	100.00%	213	100.00%
Undervotes:		13		13	
Overvotes:		0		0	
Unresolved write-in votes:		0		0	

SJI School District No. 149 Director 1 - 4-year term - vote for one

Choice	Party	Absentee Voting		Total	
Sarah Werling Sandwith		133	100.00%	133	100.00%
Cast Votes:		133	100.00%	133	100.00%
Undervotes:		92		92	
Overvotes:		0		0	
Unresolved write-in votes:		1		1	

SJI School District No. 149 Director 2 - 4-year term - vote for one

Choice	Party	Absentee Voting		Total	
Barbara Nash Bevens		126	100.00%	126	100.00%
Cast Votes:		126	100.00%	126	100.00%
Undervotes:		99		99	
Overvotes:		0		0	
Unresolved write-in votes:		1		1	

SJC Fire Protection District No. 3 Commissioner 2 - 6-year term - vote for one

Choice	Party	Absentee Voting		Total	
Bob Jarman		98	50.78%	98	50.78%
Dwight T. Colley		95	49.22%	95	49.22%
Cast Votes:		193	100.00%	193	100.00%
Undervotes:		32		32	
Overvotes:		0		0	
Unresolved write-in votes:		1		1	

Precinct Results Report

2021 General Election

Run Time 4:49 PM

Run Date 11/22/2021

San Juan County

2021 General Election

11/2/2021

Page 105

Official Results

Registered Voters

8349 of 14573 = 57.29%

Precincts Reporting

0 of 39 = 0.00%

17-A Turn Point

226 of 385 registered voters = 58.70%

Port of Friday Harbor Commissioner 3 - 6-year term - vote for one

Choice	Party	Absentee Voting		Total	
Greg Hertel		56	27.72%	56	27.72%
Victoria Compton		146	72.28%	146	72.28%
Cast Votes:		202	100.00%	202	100.00%
Undervotes:		23		23	
Overvotes:		0		0	
Unresolved write-in votes:		1		1	

SJI Park & Recreation District Commissioner 2 - 4-year term - vote for one

Choice	Party	Absentee Voting		Total	
Shannon Miniken		116	100.00%	116	100.00%
Cast Votes:		116	100.00%	116	100.00%
Undervotes:		109		109	
Overvotes:		0		0	
Unresolved write-in votes:		1		1	

SJI Park & Recreation District Commissioner 3 - 4-year term - vote for one

Choice	Party	Absentee Voting		Total	
Scott Zehner		136	100.00%	136	100.00%
Cast Votes:		136	100.00%	136	100.00%
Undervotes:		89		89	
Overvotes:		0		0	
Unresolved write-in votes:		1		1	

SJI Park & Recreation District Commissioner 5 - 4-year term - vote for one

Choice	Party	Absentee Voting		Total	
Allison M. Moalli		130	100.00%	130	100.00%
Cast Votes:		130	100.00%	130	100.00%
Undervotes:		95		95	
Overvotes:		0		0	
Unresolved write-in votes:		1		1	

Precinct Results Report

2021 General Election

Run Time 4:49 PM
Run Date 11/22/2021**San Juan County**

2021 General Election

11/2/2021

Page 106

Official Results**Registered Voters**
8349 of 14573 = 57.29%**Precincts Reporting**
0 of 39 = 0.00%**17-A Turn Point**

226 of 385 registered voters = 58.70%

SJC Cemetery District No. 1 Commissioner 2 - 6-year term - vote for one

Choice	Party	Absentee Voting		Total	
Kim Sundstrom		131	77.98%	131	77.98%
Linda M. Francis		37	22.02%	37	22.02%
Cast Votes:		168	100.00%	168	100.00%
Undervotes:		58		58	
Overvotes:		0		0	
Unresolved write-in votes:		0		0	

SJC Cemetery District No. 1 Commissioner 3 - 2-year unexpired term - vote for one

Choice	Party	Absentee Voting		Total	
Rex Guard		150	80.65%	150	80.65%
Daniel Miller		36	19.35%	36	19.35%
Cast Votes:		186	100.00%	186	100.00%
Undervotes:		40		40	
Overvotes:		0		0	
Unresolved write-in votes:		0		0	

SJC Public Hospital District No. 1 Commissioner 3 - 6-year term - vote for one

Choice	Party	Absentee Voting		Total	
Everett Clary		109	100.00%	109	100.00%
Cast Votes:		109	100.00%	109	100.00%
Undervotes:		116		116	
Overvotes:		0		0	
Unresolved write-in votes:		1		1	

SJC Public Hospital District No. 1 Commissioner 5 - 6-year term - vote for one

Choice	Party	Absentee Voting		Total	
Trish Lehman		136	100.00%	136	100.00%
Cast Votes:		136	100.00%	136	100.00%
Undervotes:		89		89	
Overvotes:		0		0	
Unresolved write-in votes:		1		1	

Precinct Results Report

2021 General Election

Run Time 4:49 PM
Run Date 11/22/2021

San Juan County

2021 General Election

11/2/2021

Page 107

Official Results

Registered Voters
8349 of 14573 = 57.29%

Precincts Reporting
0 of 39 = 0.00%

17-A Turn Point

226 of 385 registered voters = 58.70%

SJC Fire Protection District No. 3 Proposition No. 1 - Emergency Medical Services (EMS) Levy

Choice	Party	Absentee Voting		Total	
Yes		113	51.36%	113	51.36%
No		107	48.64%	107	48.64%
Cast Votes:		220	100.00%	220	100.00%
Undervotes:		6		6	
Overvotes:		0		0	
Unresolved write-in votes:		0		0	

SJC Public Hospital District No. 1 Proposition No. 1 - Authorizing Regular Property Tax Levy

Choice	Party	Absentee Voting		Total	
Yes		112	52.34%	112	52.34%
No		102	47.66%	102	47.66%
Cast Votes:		214	100.00%	214	100.00%
Undervotes:		12		12	
Overvotes:		0		0	
Unresolved write-in votes:		0		0	

Precinct Results Report

2021 General Election

Run Time 4:49 PM
Run Date 11/22/2021

San Juan County

2021 General Election

11/2/2021

Page 108

Official Results

Registered Voters
8349 of 14573 = 57.29%

Precincts Reporting
0 of 39 = 0.00%

17-B Turn Point

2 of 8 registered voters = 25.00%

Advisory Vote No. 36 Engrossed Second Substitute House Bill 1477

Choice	Party	Absentee Voting		Total	
Repealed		0	0.00%	0	0.00%
Maintained		2	100.00%	2	100.00%
Cast Votes:		2	100.00%	2	100.00%
Undervotes:		0		0	
Overvotes:		0		0	
Unresolved write-in votes:		0		0	

Advisory Vote No. 37 Engrossed Substitute Senate Bill 5096

Choice	Party	Absentee Voting		Total	
Repealed		0	0.00%	0	0.00%
Maintained		2	100.00%	2	100.00%
Cast Votes:		2	100.00%	2	100.00%
Undervotes:		0		0	
Overvotes:		0		0	
Unresolved write-in votes:		0		0	

Advisory Vote No. 38 Second Substitute Senate Bill 5315

Choice	Party	Absentee Voting		Total	
Repealed		0	0.00%	0	0.00%
Maintained		2	100.00%	2	100.00%
Cast Votes:		2	100.00%	2	100.00%
Undervotes:		0		0	
Overvotes:		0		0	
Unresolved write-in votes:		0		0	

Charter Amendment Proposition No. 1

Choice	Party	Absentee Voting		Total	
Approved		2	100.00%	2	100.00%
Rejected		0	0.00%	0	0.00%
Cast Votes:		2	100.00%	2	100.00%
Undervotes:		0		0	
Overvotes:		0		0	
Unresolved write-in votes:		0		0	

Precinct Results Report

2021 General Election

Run Time 4:49 PM
Run Date 11/22/2021

San Juan County

2021 General Election

11/2/2021

Page 109

Official Results

Registered Voters
8349 of 14573 = 57.29%

Precincts Reporting
0 of 39 = 0.00%

17-B Turn Point

2 of 8 registered voters = 25.00%

Charter Amendment Proposition No. 2

Choice	Party	Absentee Voting	Total
Approved		2 100.00%	2 100.00%
Rejected		0 0.00%	0 0.00%
Cast Votes:		2 100.00%	2 100.00%
Undervotes:		0	0
Overvotes:		0	0
Unresolved write-in votes:		0	0

Charter Amendment Proposition No. 3

Choice	Party	Absentee Voting	Total
Approved		2 100.00%	2 100.00%
Rejected		0 0.00%	0 0.00%
Cast Votes:		2 100.00%	2 100.00%
Undervotes:		0	0
Overvotes:		0	0
Unresolved write-in votes:		0	0

Charter Amendment Proposition No. 4

Choice	Party	Absentee Voting	Total
Approved		2 100.00%	2 100.00%
Rejected		0 0.00%	0 0.00%
Cast Votes:		2 100.00%	2 100.00%
Undervotes:		0	0
Overvotes:		0	0
Unresolved write-in votes:		0	0

Charter Amendment Proposition No. 5

Choice	Party	Absentee Voting	Total
Approved		2 100.00%	2 100.00%
Rejected		0 0.00%	0 0.00%
Cast Votes:		2 100.00%	2 100.00%
Undervotes:		0	0
Overvotes:		0	0
Unresolved write-in votes:		0	0

Precinct Results Report

San Juan County

Official Results

2021 General Election

2021 General Election

Registered Voters
8349 of 14573 = 57.29%

Precincts Reporting
0 of 39 = 0.00%

Run Time 4:49 PM
Run Date 11/22/2021

11/2/2021
Page 110

17-B Turn Point

2 of 8 registered voters = 25.00%

Charter Amendment Proposition No. 6

Choice	Party	Absentee Voting	Total
Approved		2 100.00%	2 100.00%
Rejected		0 0.00%	0 0.00%
	Cast Votes:	2 100.00%	2 100.00%
	Undervotes:	0	0
	Overvotes:	0	0
	Unresolved write-in votes:	0	0

SJI School District No. 149 Director 1 - 4-year term - vote for one

Choice	Party	Absentee Voting	Total
Sarah Werling Sandwith		2 100.00%	2 100.00%
	Cast Votes:	2 100.00%	2 100.00%
	Undervotes:	0	0
	Overvotes:	0	0
	Unresolved write-in votes:	0	0

SJI School District No. 149 Director 2 - 4-year term - vote for one

Choice	Party	Absentee Voting	Total
Barbara Nash Bevans		2 100.00%	2 100.00%
	Cast Votes:	2 100.00%	2 100.00%
	Undervotes:	0	0
	Overvotes:	0	0
	Unresolved write-in votes:	0	0

SJC Fire Protection District No. 3 Commissioner 2 - 6-year term - vote for one

Choice	Party	Absentee Voting	Total
Bob Jarman		2 100.00%	2 100.00%
Dwight T. Colley		0 0.00%	0 0.00%
	Cast Votes:	2 100.00%	2 100.00%
	Undervotes:	0	0
	Overvotes:	0	0
	Unresolved write-in votes:	0	0

Precinct Results Report

2021 General Election

Run Time 4:49 PM

Run Date 11/22/2021

San Juan County

2021 General Election

11/2/2021

Page 111

Official Results**Registered Voters**

8349 of 14573 = 57.29%

Precincts Reporting

0 of 39 = 0.00%

17-B Turn Point

2 of 8 registered voters = 25.00%

SJC Public Hospital District No. 1 Commissioner 3 - 6-year term - vote for one

Choice	Party	Absentee Voting	Total
Everett Clary		2 100.00%	2 100.00%
	Cast Votes:	2 100.00%	2 100.00%
	Undervotes:	0	0
	Overvotes:	0	0
	Unresolved write-in votes:	0	0

SJC Public Hospital District No. 1 Commissioner 5 - 6-year term - vote for one

Choice	Party	Absentee Voting	Total
Trish Lehman		2 100.00%	2 100.00%
	Cast Votes:	2 100.00%	2 100.00%
	Undervotes:	0	0
	Overvotes:	0	0
	Unresolved write-in votes:	0	0

SJC Fire Protection District No. 3 Proposition No. 1 - Emergency Medical Services (EMS) Levy

Choice	Party	Absentee Voting	Total
Yes		2 100.00%	2 100.00%
No		0 0.00%	0 0.00%
	Cast Votes:	2 100.00%	2 100.00%
	Undervotes:	0	0
	Overvotes:	0	0
	Unresolved write-in votes:	0	0

SJC Public Hospital District No. 1 Proposition No. 1 - Authorizing Regular Property Tax Levy

Choice	Party	Absentee Voting	Total
Yes		2 100.00%	2 100.00%
No		0 0.00%	0 0.00%
	Cast Votes:	2 100.00%	2 100.00%
	Undervotes:	0	0
	Overvotes:	0	0
	Unresolved write-in votes:	0	0

Precinct Results Report

2021 General Election

Run Time 4:49 PM
Run Date 11/22/2021**San Juan County**

2021 General Election

11/2/2021

Page 112

Official Results**Registered Voters**
8349 of 14573 = 57.29%**Precincts Reporting**
0 of 39 = 0.00%**21 Waldron & Outer Is**

66 of 125 registered voters = 52.80%

Advisory Vote No. 36 Engrossed Second Substitute House Bill 1477

Choice	Party	Absentee Voting		Total	
Repealed		14	22.22%	14	22.22%
Maintained		49	77.78%	49	77.78%
Cast Votes:		63	100.00%	63	100.00%
Undervotes:		3		3	
Overvotes:		0		0	
Unresolved write-in votes:		0		0	

Advisory Vote No. 37 Engrossed Substitute Senate Bill 5096

Choice	Party	Absentee Voting		Total	
Repealed		16	25.81%	16	25.81%
Maintained		46	74.19%	46	74.19%
Cast Votes:		62	100.00%	62	100.00%
Undervotes:		4		4	
Overvotes:		0		0	
Unresolved write-in votes:		0		0	

Advisory Vote No. 38 Second Substitute Senate Bill 5315

Choice	Party	Absentee Voting		Total	
Repealed		17	29.31%	17	29.31%
Maintained		41	70.69%	41	70.69%
Cast Votes:		58	100.00%	58	100.00%
Undervotes:		8		8	
Overvotes:		0		0	
Unresolved write-in votes:		0		0	

Charter Amendment Proposition No. 1

Choice	Party	Absentee Voting		Total	
Approved		43	67.19%	43	67.19%
Rejected		21	32.81%	21	32.81%
Cast Votes:		64	100.00%	64	100.00%
Undervotes:		2		2	
Overvotes:		0		0	
Unresolved write-in votes:		0		0	

Precinct Results Report

2021 General Election

Run Time 4:49 PM
Run Date 11/22/2021**San Juan County**

2021 General Election

11/2/2021

Page 113

Official Results**Registered Voters**
8349 of 14573 = 57.29%**Precincts Reporting**
0 of 39 = 0.00%**21 Waldron & Outer Is**

66 of 125 registered voters = 52.80%

Charter Amendment Proposition No. 2

Choice	Party	Absentee Voting		Total	
Approved		54	87.10%	54	87.10%
Rejected		8	12.90%	8	12.90%
Cast Votes:		62	100.00%	62	100.00%
Undervotes:		4		4	
Overvotes:		0		0	
Unresolved write-in votes:		0		0	

Charter Amendment Proposition No. 3

Choice	Party	Absentee Voting		Total	
Approved		32	50.00%	32	50.00%
Rejected		32	50.00%	32	50.00%
Cast Votes:		64	100.00%	64	100.00%
Undervotes:		2		2	
Overvotes:		0		0	
Unresolved write-in votes:		0		0	

Charter Amendment Proposition No. 4

Choice	Party	Absentee Voting		Total	
Approved		11	18.33%	11	18.33%
Rejected		49	81.67%	49	81.67%
Cast Votes:		60	100.00%	60	100.00%
Undervotes:		6		6	
Overvotes:		0		0	
Unresolved write-in votes:		0		0	

Charter Amendment Proposition No. 5

Choice	Party	Absentee Voting		Total	
Approved		45	69.23%	45	69.23%
Rejected		20	30.77%	20	30.77%
Cast Votes:		65	100.00%	65	100.00%
Undervotes:		1		1	
Overvotes:		0		0	
Unresolved write-in votes:		0		0	

Precinct Results Report

2021 General Election

Run Time 4:49 PM
Run Date 11/22/2021**San Juan County**

2021 General Election

11/2/2021

Page 114

Official Results**Registered Voters**
8349 of 14573 = 57.29%**Precincts Reporting**
0 of 39 = 0.00%**21 Waldron & Outer Is**

66 of 125 registered voters = 52.80%

Charter Amendment Proposition No. 6

Choice	Party	Absentee Voting		Total	
Approved		29	43.94%	29	43.94%
Rejected		37	56.06%	37	56.06%
	Cast Votes:	66	100.00%	66	100.00%
	Undervotes:	0		0	
	Overvotes:	0		0	
	Unresolved write-in votes:	0		0	

Orcas Island School District No. 137 Director 1 - 4-year term - vote for one

Choice	Party	Absentee Voting		Total	
Chris Sutton		26	100.00%	26	100.00%
	Cast Votes:	26	100.00%	26	100.00%
	Undervotes:	37		37	
	Overvotes:	0		0	
	Unresolved write-in votes:	3		3	

Orcas Island School District No. 137 Director 2 - 4-year term - vote for one

Choice	Party	Absentee Voting		Total	
Bridget Broderick		26	100.00%	26	100.00%
	Cast Votes:	26	100.00%	26	100.00%
	Undervotes:	37		37	
	Overvotes:	0		0	
	Unresolved write-in votes:	3		3	

Orcas Island School District No. 137 Director 3 - 4-year term - vote for one

Choice	Party	Absentee Voting		Total	
Linda Sheridan		29	100.00%	29	100.00%
	Cast Votes:	29	100.00%	29	100.00%
	Undervotes:	34		34	
	Overvotes:	0		0	
	Unresolved write-in votes:	3		3	

Precinct Results Report

2021 General Election

Run Time 4:49 PM
Run Date 11/22/2021**San Juan County**

2021 General Election

11/2/2021

Page 115

Official ResultsRegistered Voters
8349 of 14573 = 57.29%Precincts Reporting
0 of 39 = 0.00%**22-A Orcas West**

358 of 647 registered voters = 55.33%

Advisory Vote No. 36 Engrossed Second Substitute House Bill 1477

Choice	Party	Absentee Voting		Total	
Repealed		157	46.73%	157	46.73%
Maintained		179	53.27%	179	53.27%
Cast Votes:		336	100.00%	336	100.00%
Undervotes:		22		22	
Overvotes:		0		0	
Unresolved write-in votes:		0		0	

Advisory Vote No. 37 Engrossed Substitute Senate Bill 5096

Choice	Party	Absentee Voting		Total	
Repealed		181	54.68%	181	54.68%
Maintained		150	45.32%	150	45.32%
Cast Votes:		331	100.00%	331	100.00%
Undervotes:		27		27	
Overvotes:		0		0	
Unresolved write-in votes:		0		0	

Advisory Vote No. 38 Second Substitute Senate Bill 5315

Choice	Party	Absentee Voting		Total	
Repealed		154	49.20%	154	49.20%
Maintained		159	50.80%	159	50.80%
Cast Votes:		313	100.00%	313	100.00%
Undervotes:		45		45	
Overvotes:		0		0	
Unresolved write-in votes:		0		0	

Charter Amendment Proposition No. 1

Choice	Party	Absentee Voting		Total	
Approved		171	50.00%	171	50.00%
Rejected		171	50.00%	171	50.00%
Cast Votes:		342	100.00%	342	100.00%
Undervotes:		16		16	
Overvotes:		0		0	
Unresolved write-in votes:		0		0	

Precinct Results Report

2021 General Election

Run Time 4:49 PM
Run Date 11/22/2021**San Juan County**

2021 General Election

11/2/2021

Page 116

Official Results**Registered Voters**
8349 of 14573 = 57.29%**Precincts Reporting**
0 of 39 = 0.00%**22-A Orcas West**

358 of 647 registered voters = 55.33%

Charter Amendment Proposition No. 2

Choice	Party	Absentee Voting		Total	
Approved		252	73.90%	252	73.90%
Rejected		89	26.10%	89	26.10%
Cast Votes:		341	100.00%	341	100.00%
Undervotes:		17		17	
Overvotes:		0		0	
Unresolved write-in votes:		0		0	

Charter Amendment Proposition No. 3

Choice	Party	Absentee Voting		Total	
Approved		142	41.04%	142	41.04%
Rejected		204	58.96%	204	58.96%
Cast Votes:		346	100.00%	346	100.00%
Undervotes:		12		12	
Overvotes:		0		0	
Unresolved write-in votes:		0		0	

Charter Amendment Proposition No. 4

Choice	Party	Absentee Voting		Total	
Approved		104	31.42%	104	31.42%
Rejected		227	68.58%	227	68.58%
Cast Votes:		331	100.00%	331	100.00%
Undervotes:		27		27	
Overvotes:		0		0	
Unresolved write-in votes:		0		0	

Charter Amendment Proposition No. 5

Choice	Party	Absentee Voting		Total	
Approved		167	52.35%	167	52.35%
Rejected		152	47.65%	152	47.65%
Cast Votes:		319	100.00%	319	100.00%
Undervotes:		39		39	
Overvotes:		0		0	
Unresolved write-in votes:		0		0	

Precinct Results Report

2021 General Election

Run Time 4:49 PM
Run Date 11/22/2021**San Juan County**

2021 General Election

11/2/2021

Page 117

Official ResultsRegistered Voters
8349 of 14573 = 57.29%Precincts Reporting
0 of 39 = 0.00%**22-A Orcas West**

358 of 647 registered voters = 55.33%

Charter Amendment Proposition No. 6

Choice	Party	Absentee Voting		Total	
Approved		121	37.23%	121	37.23%
Rejected		204	62.77%	204	62.77%
Cast Votes:		325	100.00%	325	100.00%
Undervotes:		33		33	
Overvotes:		0		0	
Unresolved write-in votes:		0		0	

Orcas Island School District No. 137 Director 1 - 4-year term - vote for one

Choice	Party	Absentee Voting		Total	
Chris Sutton		218	100.00%	218	100.00%
Cast Votes:		218	100.00%	218	100.00%
Undervotes:		135		135	
Overvotes:		0		0	
Unresolved write-in votes:		5		5	

Orcas Island School District No. 137 Director 2 - 4-year term - vote for one

Choice	Party	Absentee Voting		Total	
Bridget Broderick		207	100.00%	207	100.00%
Cast Votes:		207	100.00%	207	100.00%
Undervotes:		144		144	
Overvotes:		0		0	
Unresolved write-in votes:		7		7	

Orcas Island School District No. 137 Director 3 - 4-year term - vote for one

Choice	Party	Absentee Voting		Total	
Linda Sheridan		230	100.00%	230	100.00%
Cast Votes:		230	100.00%	230	100.00%
Undervotes:		122		122	
Overvotes:		0		0	
Unresolved write-in votes:		6		6	

Precinct Results Report

2021 General Election

Run Time 4:49 PM
Run Date 11/22/2021**San Juan County**

2021 General Election

11/2/2021

Page 118

Official ResultsRegistered Voters
8349 of 14573 = 57.29%Precincts Reporting
0 of 39 = 0.00%**22-A Orcas West**

358 of 647 registered voters = 55.33%

SJC Fire Protection District No. 2 Commissioner 2 - 6-year term - vote for one

Choice	Party	Absentee Voting		Total	
Wesley H. Heinmiller		136	42.63%	136	42.63%
Patrick Shepler		183	57.37%	183	57.37%
	Cast Votes:	319	100.00%	319	100.00%
	Undervotes:	38		38	
	Overvotes:	0		0	
	Unresolved write-in votes:	1		1	

Port of Orcas Commissioner 1 - 4-year term - vote for one

Choice	Party	Absentee Voting		Total	
Jason Laursen		211	100.00%	211	100.00%
	Cast Votes:	211	100.00%	211	100.00%
	Undervotes:	141		141	
	Overvotes:	0		0	
	Unresolved write-in votes:	6		6	

Port of Orcas Commissioner 2 - 4-year term - vote for one

Choice	Party	Absentee Voting		Total	
Michael D. Triplett		207	100.00%	207	100.00%
	Cast Votes:	207	100.00%	207	100.00%
	Undervotes:	143		143	
	Overvotes:	0		0	
	Unresolved write-in votes:	8		8	

Port of Orcas Commissioner 4 - 4-year short/full term - vote for one

Choice	Party	Absentee Voting		Total	
Robert Hamilton		218	100.00%	218	100.00%
	Cast Votes:	218	100.00%	218	100.00%
	Undervotes:	137		137	
	Overvotes:	0		0	
	Unresolved write-in votes:	3		3	

Precinct Results Report

2021 General Election

Run Time 4:49 PM
Run Date 11/22/2021**San Juan County**

2021 General Election

11/2/2021

Page 119

Official Results**Registered Voters**
8349 of 14573 = 57.29%**Precincts Reporting**
0 of 39 = 0.00%**22-A Orcas West**

358 of 647 registered voters = 55.33%

Orcas Island Park & Recreation District Commissioner 1 - 2-year unexpired term - vote for one

Choice	Party	Absentee Voting		Total	
Dennis Dahl		230	100.00%	230	100.00%
	Cast Votes:	230	100.00%	230	100.00%
	Undervotes:	125		125	
	Overvotes:	0		0	
	Unresolved write-in votes:	3		3	

Orcas Island Park & Recreation District Commissioner 2 - 4-year term - vote for one

Choice	Party	Absentee Voting		Total	
Bob Eagan		257	100.00%	257	100.00%
	Cast Votes:	257	100.00%	257	100.00%
	Undervotes:	96		96	
	Overvotes:	0		0	
	Unresolved write-in votes:	5		5	

Orcas Island Park & Recreation District Commissioner 3 - 2-year unexpired term - vote for one

Choice	Party	Absentee Voting		Total	
Barry Madan		225	100.00%	225	100.00%
	Cast Votes:	225	100.00%	225	100.00%
	Undervotes:	128		128	
	Overvotes:	0		0	
	Unresolved write-in votes:	5		5	

Orcas Island Park & Recreation District Commissioner 4 - 4-year term - vote for one

Choice	Party	Absentee Voting		Total	
Justin Paulsen		224	100.00%	224	100.00%
	Cast Votes:	224	100.00%	224	100.00%
	Undervotes:	126		126	
	Overvotes:	0		0	
	Unresolved write-in votes:	8		8	

Precinct Results Report

2021 General Election

Run Time 4:49 PM
Run Date 11/22/2021

San Juan County

2021 General Election

11/2/2021
Page 120

Official Results

Registered Voters
8349 of 14573 = 57.29%
Precincts Reporting
0 of 39 = 0.00%

22-A Orcas West

358 of 647 registered voters = 55.33%

Orcas Island Park & Recreation District Commissioner 5 - 4-year term - vote for one

Choice	Party	Absentee Voting		Total	
Deborah Jones		235	100.00%	235	100.00%
	Cast Votes:	235	100.00%	235	100.00%
	Undervotes:	119		119	
	Overvotes:	0		0	
	Unresolved write-in votes:	4		4	

SJC Cemetery District No. 3 Commissioner 1 - 4-year unexpired term - vote for one

Choice	Party	Absentee Voting		Total	
Patricia Resch		224	100.00%	224	100.00%
	Cast Votes:	224	100.00%	224	100.00%
	Undervotes:	132		132	
	Overvotes:	0		0	
	Unresolved write-in votes:	2		2	

SJC Cemetery District No. 3 Commissioner 2 - 6-year term - vote for one

Choice	Party	Absentee Voting		Total	
Leith Templin		226	100.00%	226	100.00%
	Cast Votes:	226	100.00%	226	100.00%
	Undervotes:	126		126	
	Overvotes:	0		0	
	Unresolved write-in votes:	6		6	

SJC Public Hospital District No. 3 Commissioner 2 - 6-year term - vote for one

Choice	Party	Absentee Voting		Total	
Pegi A. Groundwater		214	100.00%	214	100.00%
	Cast Votes:	214	100.00%	214	100.00%
	Undervotes:	138		138	
	Overvotes:	0		0	
	Unresolved write-in votes:	6		6	

Precinct Results Report

2021 General Election

Run Time 4:49 PM

Run Date 11/22/2021

San Juan County

2021 General Election

11/2/2021

Page 121

Official Results

Registered Voters

8349 of 14573 = 57.29%

Precincts Reporting

0 of 39 = 0.00%

22-A Orcas West

358 of 647 registered voters = 55.33%

SJC Public Hospital District No. 3 Commissioner 5 - 6-year term - vote for one

Choice	Party	Absentee Voting		Total	
David Zoeller		230	100.00%	230	100.00%
	Cast Votes:	230	100.00%	230	100.00%
	Undervotes:	127		127	
	Overvotes:	0		0	
	Unresolved write-in votes:	1		1	

Orcas Island Park & Recreation District Proposition No. 1 - Six Year Property Tax Levy

Choice	Party	Absentee Voting		Total	
Yes		225	66.37%	225	66.37%
No		114	33.63%	114	33.63%
	Cast Votes:	339	100.00%	339	100.00%
	Undervotes:	19		19	
	Overvotes:	0		0	
	Unresolved write-in votes:	0		0	

Precinct Results Report

2021 General Election

Run Time 4:49 PM
Run Date 11/22/2021**San Juan County**

2021 General Election

11/2/2021

Page 122

Official ResultsRegistered Voters
8349 of 14573 = 57.29%Precincts Reporting
0 of 39 = 0.00%**22-B Orcas West**

103 of 239 registered voters = 43.10%

Advisory Vote No. 36 Engrossed Second Substitute House Bill 1477

Choice	Party	Absentee Voting		Total	
Repealed		40	42.11%	40	42.11%
Maintained		55	57.89%	55	57.89%
Cast Votes:		95	100.00%	95	100.00%
Undervotes:		8		8	
Overvotes:		0		0	
Unresolved write-in votes:		0		0	

Advisory Vote No. 37 Engrossed Substitute Senate Bill 5096

Choice	Party	Absentee Voting		Total	
Repealed		44	45.36%	44	45.36%
Maintained		53	54.64%	53	54.64%
Cast Votes:		97	100.00%	97	100.00%
Undervotes:		6		6	
Overvotes:		0		0	
Unresolved write-in votes:		0		0	

Advisory Vote No. 38 Second Substitute Senate Bill 5315

Choice	Party	Absentee Voting		Total	
Repealed		38	43.68%	38	43.68%
Maintained		49	56.32%	49	56.32%
Cast Votes:		87	100.00%	87	100.00%
Undervotes:		16		16	
Overvotes:		0		0	
Unresolved write-in votes:		0		0	

Charter Amendment Proposition No. 1

Choice	Party	Absentee Voting		Total	
Approved		47	49.47%	47	49.47%
Rejected		48	50.53%	48	50.53%
Cast Votes:		95	100.00%	95	100.00%
Undervotes:		8		8	
Overvotes:		0		0	
Unresolved write-in votes:		0		0	

Precinct Results Report

2021 General Election

Run Time 4:49 PM
Run Date 11/22/2021**San Juan County**

2021 General Election

11/2/2021

Page 123

Official Results**Registered Voters**
8349 of 14573 = 57.29%**Precincts Reporting**
0 of 39 = 0.00%**22-B Orcas West**

103 of 239 registered voters = 43.10%

Charter Amendment Proposition No. 2

Choice	Party	Absentee Voting		Total	
Approved		63	65.63%	63	65.63%
Rejected		33	34.38%	33	34.38%
Cast Votes:		96	100.00%	96	100.00%
Undervotes:		7		7	
Overvotes:		0		0	
Unresolved write-in votes:		0		0	

Charter Amendment Proposition No. 3

Choice	Party	Absentee Voting		Total	
Approved		34	35.42%	34	35.42%
Rejected		62	64.58%	62	64.58%
Cast Votes:		96	100.00%	96	100.00%
Undervotes:		7		7	
Overvotes:		0		0	
Unresolved write-in votes:		0		0	

Charter Amendment Proposition No. 4

Choice	Party	Absentee Voting		Total	
Approved		27	28.72%	27	28.72%
Rejected		67	71.28%	67	71.28%
Cast Votes:		94	100.00%	94	100.00%
Undervotes:		9		9	
Overvotes:		0		0	
Unresolved write-in votes:		0		0	

Charter Amendment Proposition No. 5

Choice	Party	Absentee Voting		Total	
Approved		46	49.46%	46	49.46%
Rejected		47	50.54%	47	50.54%
Cast Votes:		93	100.00%	93	100.00%
Undervotes:		10		10	
Overvotes:		0		0	
Unresolved write-in votes:		0		0	

Precinct Results Report

2021 General Election

Run Time 4:49 PM
Run Date 11/22/2021**San Juan County**

2021 General Election

11/2/2021

Page 124

Official ResultsRegistered Voters
8349 of 14573 = 57.29%Precincts Reporting
0 of 39 = 0.00%**22-B Orcas West**

103 of 239 registered voters = 43.10%

Charter Amendment Proposition No. 6

Choice	Party	Absentee Voting		Total	
Approved		38	40.86%	38	40.86%
Rejected		55	59.14%	55	59.14%
	Cast Votes:	93	100.00%	93	100.00%
	Undervotes:	10		10	
	Overvotes:	0		0	
	Unresolved write-in votes:	0		0	

Orcas Island School District No. 137 Director 1 - 4-year term - vote for one

Choice	Party	Absentee Voting		Total	
Chris Sutton		59	100.00%	59	100.00%
	Cast Votes:	59	100.00%	59	100.00%
	Undervotes:	40		40	
	Overvotes:	0		0	
	Unresolved write-in votes:	4		4	

Orcas Island School District No. 137 Director 2 - 4-year term - vote for one

Choice	Party	Absentee Voting		Total	
Bridget Broderick		54	100.00%	54	100.00%
	Cast Votes:	54	100.00%	54	100.00%
	Undervotes:	47		47	
	Overvotes:	0		0	
	Unresolved write-in votes:	2		2	

Orcas Island School District No. 137 Director 3 - 4-year term - vote for one

Choice	Party	Absentee Voting		Total	
Linda Sheridan		66	100.00%	66	100.00%
	Cast Votes:	66	100.00%	66	100.00%
	Undervotes:	37		37	
	Overvotes:	0		0	
	Unresolved write-in votes:	0		0	

Precinct Results Report

2021 General Election

Run Time 4:49 PM
Run Date 11/22/2021**San Juan County**

2021 General Election

11/2/2021

Page 125

Official Results**Registered Voters**
8349 of 14573 = 57.29%**Precincts Reporting**
0 of 39 = 0.00%**22-B Orcas West**

103 of 239 registered voters = 43.10%

SJC Fire Protection District No. 2 Commissioner 2 - 6-year term - vote for one

Choice	Party	Absentee Voting		Total	
Wesley H. Heinmiller		31	32.98%	31	32.98%
Patrick Shepler		63	67.02%	63	67.02%
	Cast Votes:	94	100.00%	94	100.00%
	Undervotes:	7		7	
	Overvotes:	1		1	
	Unresolved write-in votes:	1		1	

Port of Orcas Commissioner 1 - 4-year term - vote for one

Choice	Party	Absentee Voting		Total	
Jason Laursen		62	100.00%	62	100.00%
	Cast Votes:	62	100.00%	62	100.00%
	Undervotes:	37		37	
	Overvotes:	0		0	
	Unresolved write-in votes:	4		4	

Port of Orcas Commissioner 2 - 4-year term - vote for one

Choice	Party	Absentee Voting		Total	
Michael D. Triplett		63	100.00%	63	100.00%
	Cast Votes:	63	100.00%	63	100.00%
	Undervotes:	39		39	
	Overvotes:	0		0	
	Unresolved write-in votes:	1		1	

Port of Orcas Commissioner 4 - 4-year short/full term - vote for one

Choice	Party	Absentee Voting		Total	
Robert Hamilton		58	100.00%	58	100.00%
	Cast Votes:	58	100.00%	58	100.00%
	Undervotes:	43		43	
	Overvotes:	0		0	
	Unresolved write-in votes:	2		2	

Precinct Results Report

2021 General Election

Run Time 4:49 PM
Run Date 11/22/2021

San Juan County

2021 General Election

11/2/2021
Page 126

Official Results

Registered Voters
8349 of 14573 = 57.29%
Precincts Reporting
0 of 39 = 0.00%

22-B Orcas West

103 of 239 registered voters = 43.10%

Orcas Island Park & Recreation District Commissioner 1 - 2-year unexpired term - vote for one

Choice	Party	Absentee Voting		Total	
Dennis Dahl		66	100.00%	66	100.00%
	Cast Votes:	66	100.00%	66	100.00%
	Undervotes:	35		35	
	Overvotes:	0		0	
	Unresolved write-in votes:	2		2	

Orcas Island Park & Recreation District Commissioner 2 - 4-year term - vote for one

Choice	Party	Absentee Voting		Total	
Bob Eagan		74	100.00%	74	100.00%
	Cast Votes:	74	100.00%	74	100.00%
	Undervotes:	28		28	
	Overvotes:	0		0	
	Unresolved write-in votes:	1		1	

Orcas Island Park & Recreation District Commissioner 3 - 2-year unexpired term - vote for one

Choice	Party	Absentee Voting		Total	
Barry Madan		65	100.00%	65	100.00%
	Cast Votes:	65	100.00%	65	100.00%
	Undervotes:	36		36	
	Overvotes:	0		0	
	Unresolved write-in votes:	2		2	

Orcas Island Park & Recreation District Commissioner 4 - 4-year term - vote for one

Choice	Party	Absentee Voting		Total	
Justin Paulsen		63	100.00%	63	100.00%
	Cast Votes:	63	100.00%	63	100.00%
	Undervotes:	39		39	
	Overvotes:	0		0	
	Unresolved write-in votes:	1		1	

Precinct Results Report

2021 General Election

Run Time 4:49 PM
Run Date 11/22/2021**San Juan County**

2021 General Election

11/2/2021
Page 127**Official Results**Registered Voters
8349 of 14573 = 57.29%Precincts Reporting
0 of 39 = 0.00%**22-B Orcas West**

103 of 239 registered voters = 43.10%

Orcas Island Park & Recreation District Commissioner 5 - 4-year term - vote for one

Choice	Party	Absentee Voting		Total	
Deborah Jones		64	100.00%	64	100.00%
	Cast Votes:	64	100.00%	64	100.00%
	Undervotes:	37		37	
	Overvotes:	0		0	
	Unresolved write-in votes:	2		2	

SJC Cemetery District No. 3 Commissioner 1 - 4-year unexpired term - vote for one

Choice	Party	Absentee Voting		Total	
Patricia Resch		75	100.00%	75	100.00%
	Cast Votes:	75	100.00%	75	100.00%
	Undervotes:	28		28	
	Overvotes:	0		0	
	Unresolved write-in votes:	0		0	

SJC Cemetery District No. 3 Commissioner 2 - 6-year term - vote for one

Choice	Party	Absentee Voting		Total	
Leith Templin		70	100.00%	70	100.00%
	Cast Votes:	70	100.00%	70	100.00%
	Undervotes:	33		33	
	Overvotes:	0		0	
	Unresolved write-in votes:	0		0	

SJC Public Hospital District No. 3 Commissioner 2 - 6-year term - vote for one

Choice	Party	Absentee Voting		Total	
Pegi A. Groundwater		59	100.00%	59	100.00%
	Cast Votes:	59	100.00%	59	100.00%
	Undervotes:	42		42	
	Overvotes:	0		0	
	Unresolved write-in votes:	2		2	

Precinct Results Report

2021 General Election

Run Time 4:49 PM
Run Date 11/22/2021

San Juan County

2021 General Election

11/2/2021
Page 128

Official Results

Registered Voters
8349 of 14573 = 57.29%
Precincts Reporting
0 of 39 = 0.00%

22-B Orcas West

103 of 239 registered voters = 43.10%

SJC Public Hospital District No. 3 Commissioner 5 - 6-year term - vote for one

Choice	Party	Absentee Voting		Total	
David Zoeller		72	100.00%	72	100.00%
	Cast Votes:	72	100.00%	72	100.00%
	Undervotes:	29		29	
	Overvotes:	0		0	
	Unresolved write-in votes:	2		2	

Orcas Island Park & Recreation District Proposition No. 1 - Six Year Property Tax Levy

Choice	Party	Absentee Voting		Total	
Yes		69	73.40%	69	73.40%
No		25	26.60%	25	26.60%
	Cast Votes:	94	100.00%	94	100.00%
	Undervotes:	9		9	
	Overvotes:	0		0	
	Unresolved write-in votes:	0		0	

Precinct Results Report

2021 General Election

Run Time 4:49 PM
Run Date 11/22/2021**San Juan County**

2021 General Election

11/2/2021
Page 129**Official Results**Registered Voters
8349 of 14573 = 57.29%Precincts Reporting
0 of 39 = 0.00%**22-C Orcas West**

134 of 278 registered voters = 48.20%

Advisory Vote No. 36 Engrossed Second Substitute House Bill 1477

Choice	Party	Absentee Voting		Total	
Repealed		45	37.19%	45	37.19%
Maintained		76	62.81%	76	62.81%
Cast Votes:		121	100.00%	121	100.00%
Undervotes:		13		13	
Overvotes:		0		0	
Unresolved write-in votes:		0		0	

Advisory Vote No. 37 Engrossed Substitute Senate Bill 5096

Choice	Party	Absentee Voting		Total	
Repealed		51	40.80%	51	40.80%
Maintained		74	59.20%	74	59.20%
Cast Votes:		125	100.00%	125	100.00%
Undervotes:		9		9	
Overvotes:		0		0	
Unresolved write-in votes:		0		0	

Advisory Vote No. 38 Second Substitute Senate Bill 5315

Choice	Party	Absentee Voting		Total	
Repealed		45	37.82%	45	37.82%
Maintained		74	62.18%	74	62.18%
Cast Votes:		119	100.00%	119	100.00%
Undervotes:		15		15	
Overvotes:		0		0	
Unresolved write-in votes:		0		0	

Charter Amendment Proposition No. 1

Choice	Party	Absentee Voting		Total	
Approved		67	53.60%	67	53.60%
Rejected		58	46.40%	58	46.40%
Cast Votes:		125	100.00%	125	100.00%
Undervotes:		9		9	
Overvotes:		0		0	
Unresolved write-in votes:		0		0	

Precinct Results Report

2021 General Election

Run Time 4:49 PM
Run Date 11/22/2021

San Juan County

2021 General Election

11/2/2021

Page 130

Official Results

Registered Voters
8349 of 14573 = 57.29%

Precincts Reporting
0 of 39 = 0.00%

22-C Orcas West

134 of 278 registered voters = 48.20%

Charter Amendment Proposition No. 2

Choice	Party	Absentee Voting		Total	
Approved		103	81.10%	103	81.10%
Rejected		24	18.90%	24	18.90%
Cast Votes:		127	100.00%	127	100.00%
Undervotes:		7		7	
Overvotes:		0		0	
Unresolved write-in votes:		0		0	

Charter Amendment Proposition No. 3

Choice	Party	Absentee Voting		Total	
Approved		60	46.15%	60	46.15%
Rejected		70	53.85%	70	53.85%
Cast Votes:		130	100.00%	130	100.00%
Undervotes:		4		4	
Overvotes:		0		0	
Unresolved write-in votes:		0		0	

Charter Amendment Proposition No. 4

Choice	Party	Absentee Voting		Total	
Approved		47	37.30%	47	37.30%
Rejected		79	62.70%	79	62.70%
Cast Votes:		126	100.00%	126	100.00%
Undervotes:		8		8	
Overvotes:		0		0	
Unresolved write-in votes:		0		0	

Charter Amendment Proposition No. 5

Choice	Party	Absentee Voting		Total	
Approved		73	57.94%	73	57.94%
Rejected		53	42.06%	53	42.06%
Cast Votes:		126	100.00%	126	100.00%
Undervotes:		8		8	
Overvotes:		0		0	
Unresolved write-in votes:		0		0	

Precinct Results Report

2021 General Election

Run Time 4:49 PM
Run Date 11/22/2021**San Juan County**

2021 General Election

11/2/2021

Page 131

Official Results**Registered Voters**
8349 of 14573 = 57.29%**Precincts Reporting**
0 of 39 = 0.00%**22-C Orcas West**

134 of 278 registered voters = 48.20%

Charter Amendment Proposition No. 6

Choice	Party	Absentee Voting		Total	
Approved		61	48.03%	61	48.03%
Rejected		66	51.97%	66	51.97%
Cast Votes:		127	100.00%	127	100.00%
Undervotes:		7		7	
Overvotes:		0		0	
Unresolved write-in votes:		0		0	

Orcas Island School District No. 137 Director 1 - 4-year term - vote for one

Choice	Party	Absentee Voting		Total	
Chris Sutton		87	100.00%	87	100.00%
Cast Votes:		87	100.00%	87	100.00%
Undervotes:		43		43	
Overvotes:		0		0	
Unresolved write-in votes:		4		4	

Orcas Island School District No. 137 Director 2 - 4-year term - vote for one

Choice	Party	Absentee Voting		Total	
Bridget Broderick		83	100.00%	83	100.00%
Cast Votes:		83	100.00%	83	100.00%
Undervotes:		49		49	
Overvotes:		0		0	
Unresolved write-in votes:		2		2	

Orcas Island School District No. 137 Director 3 - 4-year term - vote for one

Choice	Party	Absentee Voting		Total	
Linda Sheridan		90	100.00%	90	100.00%
Cast Votes:		90	100.00%	90	100.00%
Undervotes:		41		41	
Overvotes:		0		0	
Unresolved write-in votes:		3		3	

Precinct Results Report

2021 General Election

Run Time 4:49 PM
Run Date 11/22/2021**San Juan County**

2021 General Election

11/2/2021

Page 132

Official ResultsRegistered Voters
8349 of 14573 = 57.29%Precincts Reporting
0 of 39 = 0.00%**22-C Orcas West**

134 of 278 registered voters = 48.20%

SJC Fire Protection District No. 2 Commissioner 2 - 6-year term - vote for one

Choice	Party	Absentee Voting		Total	
Wesley H. Heinmiller		41	32.03%	41	32.03%
Patrick Shepler		87	67.97%	87	67.97%
Cast Votes:		128	100.00%	128	100.00%
Undervotes:		5		5	
Overvotes:		0		0	
Unresolved write-in votes:		1		1	

Port of Orcas Commissioner 1 - 4-year term - vote for one

Choice	Party	Absentee Voting		Total	
Jason Laursen		85	100.00%	85	100.00%
Cast Votes:		85	100.00%	85	100.00%
Undervotes:		47		47	
Overvotes:		0		0	
Unresolved write-in votes:		2		2	

Port of Orcas Commissioner 2 - 4-year term - vote for one

Choice	Party	Absentee Voting		Total	
Michael D. Triplett		85	100.00%	85	100.00%
Cast Votes:		85	100.00%	85	100.00%
Undervotes:		45		45	
Overvotes:		0		0	
Unresolved write-in votes:		4		4	

Port of Orcas Commissioner 4 - 4-year short/full term - vote for one

Choice	Party	Absentee Voting		Total	
Robert Hamilton		84	100.00%	84	100.00%
Cast Votes:		84	100.00%	84	100.00%
Undervotes:		48		48	
Overvotes:		0		0	
Unresolved write-in votes:		2		2	

Precinct Results Report

2021 General Election

Run Time 4:49 PM
Run Date 11/22/2021**San Juan County**

2021 General Election

11/2/2021

Page 133

Official ResultsRegistered Voters
8349 of 14573 = 57.29%Precincts Reporting
0 of 39 = 0.00%**22-C Orcas West**

134 of 278 registered voters = 48.20%

Orcas Island Park & Recreation District Commissioner 1 - 2-year unexpired term - vote for one

Choice	Party	Absentee Voting		Total	
Dennis Dahl		97	100.00%	97	100.00%
	Cast Votes:	97	100.00%	97	100.00%
	Undervotes:	37		37	
	Overvotes:	0		0	
	Unresolved write-in votes:	0		0	

Orcas Island Park & Recreation District Commissioner 2 - 4-year term - vote for one

Choice	Party	Absentee Voting		Total	
Bob Eagan		97	100.00%	97	100.00%
	Cast Votes:	97	100.00%	97	100.00%
	Undervotes:	37		37	
	Overvotes:	0		0	
	Unresolved write-in votes:	0		0	

Orcas Island Park & Recreation District Commissioner 3 - 2-year unexpired term - vote for one

Choice	Party	Absentee Voting		Total	
Barry Madan		92	100.00%	92	100.00%
	Cast Votes:	92	100.00%	92	100.00%
	Undervotes:	41		41	
	Overvotes:	0		0	
	Unresolved write-in votes:	1		1	

Orcas Island Park & Recreation District Commissioner 4 - 4-year term - vote for one

Choice	Party	Absentee Voting		Total	
Justin Paulsen		87	100.00%	87	100.00%
	Cast Votes:	87	100.00%	87	100.00%
	Undervotes:	44		44	
	Overvotes:	0		0	
	Unresolved write-in votes:	3		3	

Precinct Results Report

2021 General Election

Run Time 4:49 PM
Run Date 11/22/2021**San Juan County**

2021 General Election

11/2/2021

Page 134

Official Results**Registered Voters**
8349 of 14573 = 57.29%**Precincts Reporting**
0 of 39 = 0.00%**22-C Orcas West**

134 of 278 registered voters = 48.20%

Orcas Island Park & Recreation District Commissioner 5 - 4-year term - vote for one

Choice	Party	Absentee Voting		Total	
Deborah Jones		90	100.00%	90	100.00%
	Cast Votes:	90	100.00%	90	100.00%
	Undervotes:	42		42	
	Overvotes:	0		0	
	Unresolved write-in votes:	2		2	

SJC Cemetery District No. 3 Commissioner 1 - 4-year unexpired term - vote for one

Choice	Party	Absentee Voting		Total	
Patricia Resch		88	100.00%	88	100.00%
	Cast Votes:	88	100.00%	88	100.00%
	Undervotes:	45		45	
	Overvotes:	0		0	
	Unresolved write-in votes:	1		1	

SJC Cemetery District No. 3 Commissioner 2 - 6-year term - vote for one

Choice	Party	Absentee Voting		Total	
Leith Templin		89	100.00%	89	100.00%
	Cast Votes:	89	100.00%	89	100.00%
	Undervotes:	44		44	
	Overvotes:	0		0	
	Unresolved write-in votes:	1		1	

SJC Public Hospital District No. 3 Commissioner 2 - 6-year term - vote for one

Choice	Party	Absentee Voting		Total	
Pegi A. Groundwater		85	100.00%	85	100.00%
	Cast Votes:	85	100.00%	85	100.00%
	Undervotes:	46		46	
	Overvotes:	0		0	
	Unresolved write-in votes:	3		3	

Precinct Results Report

2021 General Election

Run Time 4:49 PM
Run Date 11/22/2021

San Juan County

2021 General Election

11/2/2021
Page 135

Official Results

Registered Voters
8349 of 14573 = 57.29%
Precincts Reporting
0 of 39 = 0.00%

22-C Orcas West

134 of 278 registered voters = 48.20%

SJC Public Hospital District No. 3 Commissioner 5 - 6-year term - vote for one

Choice	Party	Absentee Voting		Total	
David Zoeller		97	100.00%	97	100.00%
	Cast Votes:	97	100.00%	97	100.00%
	Undervotes:	36		36	
	Overvotes:	0		0	
	Unresolved write-in votes:	1		1	

Eastsound Sewer & Water District Commissioner 3 - 6-year term - vote for one

Choice	Party	Absentee Voting		Total	
Greg Ayers		80	100.00%	80	100.00%
	Cast Votes:	80	100.00%	80	100.00%
	Undervotes:	48		48	
	Overvotes:	0		0	
	Unresolved write-in votes:	6		6	

Orcas Island Park & Recreation District Proposition No. 1 - Six Year Property Tax Levy

Choice	Party	Absentee Voting		Total	
Yes		93	75.61%	93	75.61%
No		30	24.39%	30	24.39%
	Cast Votes:	123	100.00%	123	100.00%
	Undervotes:	11		11	
	Overvotes:	0		0	
	Unresolved write-in votes:	0		0	

Precinct Results Report

2021 General Election

Run Time 4:49 PM
Run Date 11/22/2021

San Juan County

2021 General Election

11/2/2021

Page 136

Official Results

Registered Voters
8349 of 14573 = 57.29%

Precincts Reporting
0 of 39 = 0.00%

23-A Orcas Central

85 of 149 registered voters = 57.05%

Advisory Vote No. 36 Engrossed Second Substitute House Bill 1477

Choice	Party	Absentee Voting		Total	
Repealed		33	39.76%	33	39.76%
Maintained		50	60.24%	50	60.24%
Cast Votes:		83	100.00%	83	100.00%
Undervotes:		2		2	
Overvotes:		0		0	
Unresolved write-in votes:		0		0	

Advisory Vote No. 37 Engrossed Substitute Senate Bill 5096

Choice	Party	Absentee Voting		Total	
Repealed		42	51.85%	42	51.85%
Maintained		39	48.15%	39	48.15%
Cast Votes:		81	100.00%	81	100.00%
Undervotes:		4		4	
Overvotes:		0		0	
Unresolved write-in votes:		0		0	

Advisory Vote No. 38 Second Substitute Senate Bill 5315

Choice	Party	Absentee Voting		Total	
Repealed		36	45.00%	36	45.00%
Maintained		44	55.00%	44	55.00%
Cast Votes:		80	100.00%	80	100.00%
Undervotes:		5		5	
Overvotes:		0		0	
Unresolved write-in votes:		0		0	

Charter Amendment Proposition No. 1

Choice	Party	Absentee Voting		Total	
Approved		41	50.62%	41	50.62%
Rejected		40	49.38%	40	49.38%
Cast Votes:		81	100.00%	81	100.00%
Undervotes:		4		4	
Overvotes:		0		0	
Unresolved write-in votes:		0		0	

Precinct Results Report

2021 General Election

Run Time 4:49 PM
Run Date 11/22/2021**San Juan County**

2021 General Election

11/2/2021

Page 137

Official Results**Registered Voters**
8349 of 14573 = 57.29%**Precincts Reporting**
0 of 39 = 0.00%**23-A Orcas Central**

85 of 149 registered voters = 57.05%

Charter Amendment Proposition No. 2

Choice	Party	Absentee Voting		Total	
Approved		57	69.51%	57	69.51%
Rejected		25	30.49%	25	30.49%
Cast Votes:		82	100.00%	82	100.00%
Undervotes:		3		3	
Overvotes:		0		0	
Unresolved write-in votes:		0		0	

Charter Amendment Proposition No. 3

Choice	Party	Absentee Voting		Total	
Approved		31	37.80%	31	37.80%
Rejected		51	62.20%	51	62.20%
Cast Votes:		82	100.00%	82	100.00%
Undervotes:		3		3	
Overvotes:		0		0	
Unresolved write-in votes:		0		0	

Charter Amendment Proposition No. 4

Choice	Party	Absentee Voting		Total	
Approved		21	26.25%	21	26.25%
Rejected		59	73.75%	59	73.75%
Cast Votes:		80	100.00%	80	100.00%
Undervotes:		5		5	
Overvotes:		0		0	
Unresolved write-in votes:		0		0	

Charter Amendment Proposition No. 5

Choice	Party	Absentee Voting		Total	
Approved		44	56.41%	44	56.41%
Rejected		34	43.59%	34	43.59%
Cast Votes:		78	100.00%	78	100.00%
Undervotes:		7		7	
Overvotes:		0		0	
Unresolved write-in votes:		0		0	

Precinct Results Report

2021 General Election

Run Time 4:49 PM
Run Date 11/22/2021**San Juan County**

2021 General Election

11/2/2021

Page 138

Official ResultsRegistered Voters
8349 of 14573 = 57.29%Precincts Reporting
0 of 39 = 0.00%**23-A Orcas Central**

85 of 149 registered voters = 57.05%

Charter Amendment Proposition No. 6

Choice	Party	Absentee Voting		Total	
Approved		32	41.56%	32	41.56%
Rejected		45	58.44%	45	58.44%
Cast Votes:		77	100.00%	77	100.00%
Undervotes:		8		8	
Overvotes:		0		0	
Unresolved write-in votes:		0		0	

Orcas Island School District No. 137 Director 1 - 4-year term - vote for one

Choice	Party	Absentee Voting		Total	
Chris Sutton		52	100.00%	52	100.00%
Cast Votes:		52	100.00%	52	100.00%
Undervotes:		33		33	
Overvotes:		0		0	
Unresolved write-in votes:		0		0	

Orcas Island School District No. 137 Director 2 - 4-year term - vote for one

Choice	Party	Absentee Voting		Total	
Bridget Broderick		53	100.00%	53	100.00%
Cast Votes:		53	100.00%	53	100.00%
Undervotes:		30		30	
Overvotes:		0		0	
Unresolved write-in votes:		2		2	

Orcas Island School District No. 137 Director 3 - 4-year term - vote for one

Choice	Party	Absentee Voting		Total	
Linda Sheridan		55	100.00%	55	100.00%
Cast Votes:		55	100.00%	55	100.00%
Undervotes:		29		29	
Overvotes:		0		0	
Unresolved write-in votes:		1		1	

Precinct Results Report

2021 General Election

Run Time 4:49 PM
Run Date 11/22/2021**San Juan County**

2021 General Election

11/2/2021
Page 139**Official Results**Registered Voters
8349 of 14573 = 57.29%
Precincts Reporting
0 of 39 = 0.00%**23-A Orcas Central**

85 of 149 registered voters = 57.05%

SJC Fire Protection District No. 2 Commissioner 2 - 6-year term - vote for one

Choice	Party	Absentee Voting		Total	
Wesley H. Heinmiller		19	24.68%	19	24.68%
Patrick Shepler		58	75.32%	58	75.32%
Cast Votes:		77	100.00%	77	100.00%
Undervotes:		8		8	
Overvotes:		0		0	
Unresolved write-in votes:		0		0	

Port of Orcas Commissioner 1 - 4-year term - vote for one

Choice	Party	Absentee Voting		Total	
Jason Laursen		51	100.00%	51	100.00%
Cast Votes:		51	100.00%	51	100.00%
Undervotes:		34		34	
Overvotes:		0		0	
Unresolved write-in votes:		0		0	

Port of Orcas Commissioner 2 - 4-year term - vote for one

Choice	Party	Absentee Voting		Total	
Michael D. Triplett		47	100.00%	47	100.00%
Cast Votes:		47	100.00%	47	100.00%
Undervotes:		36		36	
Overvotes:		0		0	
Unresolved write-in votes:		2		2	

Port of Orcas Commissioner 4 - 4-year short/full term - vote for one

Choice	Party	Absentee Voting		Total	
Robert Hamilton		49	100.00%	49	100.00%
Cast Votes:		49	100.00%	49	100.00%
Undervotes:		35		35	
Overvotes:		0		0	
Unresolved write-in votes:		1		1	

Precinct Results Report

2021 General Election

Run Time 4:49 PM
Run Date 11/22/2021**San Juan County**

2021 General Election

11/2/2021

Page 140

Official ResultsRegistered Voters
8349 of 14573 = 57.29%Precincts Reporting
0 of 39 = 0.00%**23-A Orcas Central**

85 of 149 registered voters = 57.05%

Orcas Island Park & Recreation District Commissioner 1 - 2-year unexpired term - vote for one

Choice	Party	Absentee Voting		Total	
Dennis Dahl		53	100.00%	53	100.00%
	Cast Votes:	53	100.00%	53	100.00%
	Undervotes:	32		32	
	Overvotes:	0		0	
	Unresolved write-in votes:	0		0	

Orcas Island Park & Recreation District Commissioner 2 - 4-year term - vote for one

Choice	Party	Absentee Voting		Total	
Bob Eagan		58	100.00%	58	100.00%
	Cast Votes:	58	100.00%	58	100.00%
	Undervotes:	27		27	
	Overvotes:	0		0	
	Unresolved write-in votes:	0		0	

Orcas Island Park & Recreation District Commissioner 3 - 2-year unexpired term - vote for one

Choice	Party	Absentee Voting		Total	
Barry Madan		53	100.00%	53	100.00%
	Cast Votes:	53	100.00%	53	100.00%
	Undervotes:	32		32	
	Overvotes:	0		0	
	Unresolved write-in votes:	0		0	

Orcas Island Park & Recreation District Commissioner 4 - 4-year term - vote for one

Choice	Party	Absentee Voting		Total	
Justin Paulsen		56	100.00%	56	100.00%
	Cast Votes:	56	100.00%	56	100.00%
	Undervotes:	28		28	
	Overvotes:	0		0	
	Unresolved write-in votes:	1		1	

Precinct Results Report

2021 General Election

Run Time 4:49 PM
Run Date 11/22/2021**San Juan County**

2021 General Election

11/2/2021

Page 141

Official ResultsRegistered Voters
8349 of 14573 = 57.29%Precincts Reporting
0 of 39 = 0.00%**23-A Orcas Central**

85 of 149 registered voters = 57.05%

Orcas Island Park & Recreation District Commissioner 5 - 4-year term - vote for one

Choice	Party	Absentee Voting		Total	
Deborah Jones		54	100.00%	54	100.00%
	Cast Votes:	54	100.00%	54	100.00%
	Undervotes:	31		31	
	Overvotes:	0		0	
	Unresolved write-in votes:	0		0	

SJC Cemetery District No. 3 Commissioner 1 - 4-year unexpired term - vote for one

Choice	Party	Absentee Voting		Total	
Patricia Resch		52	100.00%	52	100.00%
	Cast Votes:	52	100.00%	52	100.00%
	Undervotes:	33		33	
	Overvotes:	0		0	
	Unresolved write-in votes:	0		0	

SJC Cemetery District No. 3 Commissioner 2 - 6-year term - vote for one

Choice	Party	Absentee Voting		Total	
Leith Templin		51	100.00%	51	100.00%
	Cast Votes:	51	100.00%	51	100.00%
	Undervotes:	34		34	
	Overvotes:	0		0	
	Unresolved write-in votes:	0		0	

SJC Public Hospital District No. 3 Commissioner 2 - 6-year term - vote for one

Choice	Party	Absentee Voting		Total	
Pegi A. Groundwater		55	100.00%	55	100.00%
	Cast Votes:	55	100.00%	55	100.00%
	Undervotes:	30		30	
	Overvotes:	0		0	
	Unresolved write-in votes:	0		0	

Precinct Results Report

2021 General Election

Run Time 4:49 PM

Run Date 11/22/2021

San Juan County

2021 General Election

11/2/2021

Page 142

Official Results**Registered Voters**

8349 of 14573 = 57.29%

Precincts Reporting

0 of 39 = 0.00%

23-A Orcas Central

85 of 149 registered voters = 57.05%

SJC Public Hospital District No. 3 Commissioner 5 - 6-year term - vote for one

Choice	Party	Absentee Voting		Total	
David Zoeller		57	100.00%	57	100.00%
	Cast Votes:	57	100.00%	57	100.00%
	Undervotes:	27		27	
	Overvotes:	0		0	
	Unresolved write-in votes:	1		1	

Orcas Island Park & Recreation District Proposition No. 1 - Six Year Property Tax Levy

Choice	Party	Absentee Voting		Total	
Yes		48	63.16%	48	63.16%
No		28	36.84%	28	36.84%
	Cast Votes:	76	100.00%	76	100.00%
	Undervotes:	9		9	
	Overvotes:	0		0	
	Unresolved write-in votes:	0		0	

Precinct Results Report

2021 General Election

Run Time 4:49 PM
Run Date 11/22/2021**San Juan County**

2021 General Election

11/2/2021

Page 143

Official ResultsRegistered Voters
8349 of 14573 = 57.29%Precincts Reporting
0 of 39 = 0.00%**23-B Orcas Central**

526 of 909 registered voters = 57.87%

Advisory Vote No. 36 Engrossed Second Substitute House Bill 1477

Choice	Party	Absentee Voting		Total	
Repealed		192	41.47%	192	41.47%
Maintained		271	58.53%	271	58.53%
Cast Votes:		463	100.00%	463	100.00%
Undervotes:		63		63	
Overvotes:		0		0	
Unresolved write-in votes:		0		0	

Advisory Vote No. 37 Engrossed Substitute Senate Bill 5096

Choice	Party	Absentee Voting		Total	
Repealed		210	44.49%	210	44.49%
Maintained		262	55.51%	262	55.51%
Cast Votes:		472	100.00%	472	100.00%
Undervotes:		54		54	
Overvotes:		0		0	
Unresolved write-in votes:		0		0	

Advisory Vote No. 38 Second Substitute Senate Bill 5315

Choice	Party	Absentee Voting		Total	
Repealed		204	46.47%	204	46.47%
Maintained		235	53.53%	235	53.53%
Cast Votes:		439	100.00%	439	100.00%
Undervotes:		87		87	
Overvotes:		0		0	
Unresolved write-in votes:		0		0	

Charter Amendment Proposition No. 1

Choice	Party	Absentee Voting		Total	
Approved		248	50.10%	248	50.10%
Rejected		247	49.90%	247	49.90%
Cast Votes:		495	100.00%	495	100.00%
Undervotes:		31		31	
Overvotes:		0		0	
Unresolved write-in votes:		0		0	

Precinct Results Report

2021 General Election

Run Time 4:49 PM
Run Date 11/22/2021**San Juan County**

2021 General Election

11/2/2021

Page 144

Official Results**Registered Voters**
8349 of 14573 = 57.29%**Precincts Reporting**
0 of 39 = 0.00%**23-B Orcas Central**

526 of 909 registered voters = 57.87%

Charter Amendment Proposition No. 2

Choice	Party	Absentee Voting		Total	
Approved		367	73.25%	367	73.25%
Rejected		134	26.75%	134	26.75%
Cast Votes:		501	100.00%	501	100.00%
Undervotes:		25		25	
Overvotes:		0		0	
Unresolved write-in votes:		0		0	

Charter Amendment Proposition No. 3

Choice	Party	Absentee Voting		Total	
Approved		209	41.72%	209	41.72%
Rejected		292	58.28%	292	58.28%
Cast Votes:		501	100.00%	501	100.00%
Undervotes:		25		25	
Overvotes:		0		0	
Unresolved write-in votes:		0		0	

Charter Amendment Proposition No. 4

Choice	Party	Absentee Voting		Total	
Approved		137	28.54%	137	28.54%
Rejected		343	71.46%	343	71.46%
Cast Votes:		480	100.00%	480	100.00%
Undervotes:		46		46	
Overvotes:		0		0	
Unresolved write-in votes:		0		0	

Charter Amendment Proposition No. 5

Choice	Party	Absentee Voting		Total	
Approved		255	53.35%	255	53.35%
Rejected		223	46.65%	223	46.65%
Cast Votes:		478	100.00%	478	100.00%
Undervotes:		48		48	
Overvotes:		0		0	
Unresolved write-in votes:		0		0	

Precinct Results Report

2021 General Election

Run Time 4:49 PM
Run Date 11/22/2021**San Juan County**

2021 General Election

11/2/2021

Page 145

Official ResultsRegistered Voters
8349 of 14573 = 57.29%Precincts Reporting
0 of 39 = 0.00%**23-B Orcas Central**

526 of 909 registered voters = 57.87%

Charter Amendment Proposition No. 6

Choice	Party	Absentee Voting		Total	
Approved		188	39.50%	188	39.50%
Rejected		288	60.50%	288	60.50%
	Cast Votes:	476	100.00%	476	100.00%
	Undervotes:	50		50	
	Overvotes:	0		0	
	Unresolved write-in votes:	0		0	

Orcas Island School District No. 137 Director 1 - 4-year term - vote for one

Choice	Party	Absentee Voting		Total	
Chris Sutton		252	100.00%	252	100.00%
	Cast Votes:	252	100.00%	252	100.00%
	Undervotes:	264		264	
	Overvotes:	0		0	
	Unresolved write-in votes:	10		10	

Orcas Island School District No. 137 Director 2 - 4-year term - vote for one

Choice	Party	Absentee Voting		Total	
Bridget Broderick		231	100.00%	231	100.00%
	Cast Votes:	231	100.00%	231	100.00%
	Undervotes:	287		287	
	Overvotes:	0		0	
	Unresolved write-in votes:	8		8	

Orcas Island School District No. 137 Director 3 - 4-year term - vote for one

Choice	Party	Absentee Voting		Total	
Linda Sheridan		265	100.00%	265	100.00%
	Cast Votes:	265	100.00%	265	100.00%
	Undervotes:	255		255	
	Overvotes:	0		0	
	Unresolved write-in votes:	6		6	

Precinct Results Report

2021 General Election

Run Time 4:49 PM
Run Date 11/22/2021**San Juan County**

2021 General Election

11/2/2021

Page 146

Official ResultsRegistered Voters
8349 of 14573 = 57.29%Precincts Reporting
0 of 39 = 0.00%**23-B Orcas Central**

526 of 909 registered voters = 57.87%

SJC Fire Protection District No. 2 Commissioner 2 - 6-year term - vote for one

Choice	Party	Absentee Voting		Total	
Wesley H. Heinmiller		144	32.65%	144	32.65%
Patrick Shepler		297	67.35%	297	67.35%
Cast Votes:		441	100.00%	441	100.00%
Undervotes:		82		82	
Overvotes:		1		1	
Unresolved write-in votes:		2		2	

Port of Orcas Commissioner 1 - 4-year term - vote for one

Choice	Party	Absentee Voting		Total	
Jason Laursen		261	100.00%	261	100.00%
Cast Votes:		261	100.00%	261	100.00%
Undervotes:		262		262	
Overvotes:		0		0	
Unresolved write-in votes:		3		3	

Port of Orcas Commissioner 2 - 4-year term - vote for one

Choice	Party	Absentee Voting		Total	
Michael D. Triplett		259	100.00%	259	100.00%
Cast Votes:		259	100.00%	259	100.00%
Undervotes:		259		259	
Overvotes:		0		0	
Unresolved write-in votes:		8		8	

Port of Orcas Commissioner 4 - 4-year short/full term - vote for one

Choice	Party	Absentee Voting		Total	
Robert Hamilton		261	100.00%	261	100.00%
Cast Votes:		261	100.00%	261	100.00%
Undervotes:		265		265	
Overvotes:		0		0	
Unresolved write-in votes:		0		0	

Precinct Results Report

2021 General Election

Run Time 4:49 PM
Run Date 11/22/2021**San Juan County**

2021 General Election

11/2/2021

Page 147

Official ResultsRegistered Voters
8349 of 14573 = 57.29%Precincts Reporting
0 of 39 = 0.00%**23-B Orcas Central**

526 of 909 registered voters = 57.87%

**Orcas Island Park & Recreation District Commissioner 1 - 2-year unexpired term
- vote for one**

Choice	Party	Absentee Voting		Total	
Dennis Dahl		287	100.00%	287	100.00%
	Cast Votes:	287	100.00%	287	100.00%
	Undervotes:	238		238	
	Overvotes:	0		0	
	Unresolved write-in votes:	1		1	

Orcas Island Park & Recreation District Commissioner 2 - 4-year term - vote for one

Choice	Party	Absentee Voting		Total	
Bob Eagan		355	100.00%	355	100.00%
	Cast Votes:	355	100.00%	355	100.00%
	Undervotes:	168		168	
	Overvotes:	0		0	
	Unresolved write-in votes:	3		3	

**Orcas Island Park & Recreation District Commissioner 3 - 2-year unexpired term
- vote for one**

Choice	Party	Absentee Voting		Total	
Barry Madan		275	100.00%	275	100.00%
	Cast Votes:	275	100.00%	275	100.00%
	Undervotes:	244		244	
	Overvotes:	0		0	
	Unresolved write-in votes:	7		7	

Orcas Island Park & Recreation District Commissioner 4 - 4-year term - vote for one

Choice	Party	Absentee Voting		Total	
Justin Paulsen		276	100.00%	276	100.00%
	Cast Votes:	276	100.00%	276	100.00%
	Undervotes:	243		243	
	Overvotes:	0		0	
	Unresolved write-in votes:	7		7	

Precinct Results Report

2021 General Election

Run Time 4:49 PM
Run Date 11/22/2021**San Juan County**

2021 General Election

11/2/2021

Page 148

Official ResultsRegistered Voters
8349 of 14573 = 57.29%Precincts Reporting
0 of 39 = 0.00%**23-B Orcas Central**

526 of 909 registered voters = 57.87%

Orcas Island Park & Recreation District Commissioner 5 - 4-year term - vote for one

Choice	Party	Absentee Voting		Total	
Deborah Jones		285	100.00%	285	100.00%
	Cast Votes:	285	100.00%	285	100.00%
	Undervotes:	240		240	
	Overvotes:	0		0	
	Unresolved write-in votes:	1		1	

SJC Cemetery District No. 3 Commissioner 1 - 4-year unexpired term - vote for one

Choice	Party	Absentee Voting		Total	
Patricia Resch		284	100.00%	284	100.00%
	Cast Votes:	284	100.00%	284	100.00%
	Undervotes:	242		242	
	Overvotes:	0		0	
	Unresolved write-in votes:	0		0	

SJC Cemetery District No. 3 Commissioner 2 - 6-year term - vote for one

Choice	Party	Absentee Voting		Total	
Leith Templin		293	100.00%	293	100.00%
	Cast Votes:	293	100.00%	293	100.00%
	Undervotes:	233		233	
	Overvotes:	0		0	
	Unresolved write-in votes:	0		0	

SJC Public Hospital District No. 3 Commissioner 2 - 6-year term - vote for one

Choice	Party	Absentee Voting		Total	
Pegi A. Groundwater		278	100.00%	278	100.00%
	Cast Votes:	278	100.00%	278	100.00%
	Undervotes:	239		239	
	Overvotes:	0		0	
	Unresolved write-in votes:	9		9	

Precinct Results Report

2021 General Election

Run Time 4:49 PM
Run Date 11/22/2021

San Juan County

2021 General Election

11/2/2021

Page 149

Official Results

Registered Voters
8349 of 14573 = 57.29%

Precincts Reporting
0 of 39 = 0.00%

23-B Orcas Central

526 of 909 registered voters = 57.87%

SJC Public Hospital District No. 3 Commissioner 5 - 6-year term - vote for one

Choice	Party	Absentee Voting		Total	
David Zoeller		317	100.00%	317	100.00%
Cast Votes:		317	100.00%	317	100.00%
Undervotes:		206		206	
Overvotes:		0		0	
Unresolved write-in votes:		3		3	

Orcas Island Park & Recreation District Proposition No. 1 - Six Year Property Tax Levy

Choice	Party	Absentee Voting		Total	
Yes		323	68.72%	323	68.72%
No		147	31.28%	147	31.28%
Cast Votes:		470	100.00%	470	100.00%
Undervotes:		56		56	
Overvotes:		0		0	
Unresolved write-in votes:		0		0	

Precinct Results Report

2021 General Election

Run Time 4:49 PM
Run Date 11/22/2021**San Juan County**

2021 General Election

11/2/2021

Page 150

Official Results**Registered Voters**
8349 of 14573 = 57.29%**Precincts Reporting**
0 of 39 = 0.00%**23-C Orcas Central**

32 of 58 registered voters = 55.17%

Advisory Vote No. 36 Engrossed Second Substitute House Bill 1477

Choice	Party	Absentee Voting		Total	
Repealed		14	45.16%	14	45.16%
Maintained		17	54.84%	17	54.84%
Cast Votes:		31	100.00%	31	100.00%
Undervotes:		1		1	
Overvotes:		0		0	
Unresolved write-in votes:		0		0	

Advisory Vote No. 37 Engrossed Substitute Senate Bill 5096

Choice	Party	Absentee Voting		Total	
Repealed		15	48.39%	15	48.39%
Maintained		16	51.61%	16	51.61%
Cast Votes:		31	100.00%	31	100.00%
Undervotes:		1		1	
Overvotes:		0		0	
Unresolved write-in votes:		0		0	

Advisory Vote No. 38 Second Substitute Senate Bill 5315

Choice	Party	Absentee Voting		Total	
Repealed		15	50.00%	15	50.00%
Maintained		15	50.00%	15	50.00%
Cast Votes:		30	100.00%	30	100.00%
Undervotes:		2		2	
Overvotes:		0		0	
Unresolved write-in votes:		0		0	

Charter Amendment Proposition No. 1

Choice	Party	Absentee Voting		Total	
Approved		15	48.39%	15	48.39%
Rejected		16	51.61%	16	51.61%
Cast Votes:		31	100.00%	31	100.00%
Undervotes:		1		1	
Overvotes:		0		0	
Unresolved write-in votes:		0		0	

Precinct Results Report

2021 General Election

Run Time 4:49 PM
Run Date 11/22/2021

San Juan County

2021 General Election

11/2/2021
Page 151

Official Results

Registered Voters
8349 of 14573 = 57.29%
Precincts Reporting
0 of 39 = 0.00%

23-C Orcas Central

32 of 58 registered voters = 55.17%

Charter Amendment Proposition No. 2

Choice	Party	Absentee Voting		Total	
Approved		25	80.65%	25	80.65%
Rejected		6	19.35%	6	19.35%
Cast Votes:		31	100.00%	31	100.00%
Undervotes:		1		1	
Overvotes:		0		0	
Unresolved write-in votes:		0		0	

Charter Amendment Proposition No. 3

Choice	Party	Absentee Voting		Total	
Approved		14	45.16%	14	45.16%
Rejected		17	54.84%	17	54.84%
Cast Votes:		31	100.00%	31	100.00%
Undervotes:		1		1	
Overvotes:		0		0	
Unresolved write-in votes:		0		0	

Charter Amendment Proposition No. 4

Choice	Party	Absentee Voting		Total	
Approved		11	35.48%	11	35.48%
Rejected		20	64.52%	20	64.52%
Cast Votes:		31	100.00%	31	100.00%
Undervotes:		1		1	
Overvotes:		0		0	
Unresolved write-in votes:		0		0	

Charter Amendment Proposition No. 5

Choice	Party	Absentee Voting		Total	
Approved		16	53.33%	16	53.33%
Rejected		14	46.67%	14	46.67%
Cast Votes:		30	100.00%	30	100.00%
Undervotes:		2		2	
Overvotes:		0		0	
Unresolved write-in votes:		0		0	

Precinct Results Report

2021 General Election

Run Time 4:49 PM
Run Date 11/22/2021**San Juan County**

2021 General Election

11/2/2021

Page 152

Official Results**Registered Voters**
8349 of 14573 = 57.29%**Precincts Reporting**
0 of 39 = 0.00%**23-C Orcas Central**

32 of 58 registered voters = 55.17%

Charter Amendment Proposition No. 6

Choice	Party	Absentee Voting		Total	
Approved		11	36.67%	11	36.67%
Rejected		19	63.33%	19	63.33%
Cast Votes:		30	100.00%	30	100.00%
Undervotes:		2		2	
Overvotes:		0		0	
Unresolved write-in votes:		0		0	

Orcas Island School District No. 137 Director 1 - 4-year term - vote for one

Choice	Party	Absentee Voting		Total	
Chris Sutton		15	100.00%	15	100.00%
Cast Votes:		15	100.00%	15	100.00%
Undervotes:		17		17	
Overvotes:		0		0	
Unresolved write-in votes:		0		0	

Orcas Island School District No. 137 Director 2 - 4-year term - vote for one

Choice	Party	Absentee Voting		Total	
Bridget Broderick		18	100.00%	18	100.00%
Cast Votes:		18	100.00%	18	100.00%
Undervotes:		14		14	
Overvotes:		0		0	
Unresolved write-in votes:		0		0	

Orcas Island School District No. 137 Director 3 - 4-year term - vote for one

Choice	Party	Absentee Voting		Total	
Linda Sheridan		19	100.00%	19	100.00%
Cast Votes:		19	100.00%	19	100.00%
Undervotes:		13		13	
Overvotes:		0		0	
Unresolved write-in votes:		0		0	

Precinct Results Report

2021 General Election

Run Time 4:49 PM

Run Date 11/22/2021

San Juan County

2021 General Election

11/2/2021

Page 153

Official Results**Registered Voters**

8349 of 14573 = 57.29%

Precincts Reporting

0 of 39 = 0.00%

23-C Orcas Central

32 of 58 registered voters = 55.17%

SJC Fire Protection District No. 2 Commissioner 2 - 6-year term - vote for one

Choice	Party	Absentee Voting		Total	
Wesley H. Heinmiller		11	36.67%	11	36.67%
Patrick Shepler		19	63.33%	19	63.33%
Cast Votes:		30	100.00%	30	100.00%
Undervotes:		2		2	
Overvotes:		0		0	
Unresolved write-in votes:		0		0	

Port of Orcas Commissioner 1 - 4-year term - vote for one

Choice	Party	Absentee Voting		Total	
Jason Laursen		20	100.00%	20	100.00%
Cast Votes:		20	100.00%	20	100.00%
Undervotes:		12		12	
Overvotes:		0		0	
Unresolved write-in votes:		0		0	

Port of Orcas Commissioner 2 - 4-year term - vote for one

Choice	Party	Absentee Voting		Total	
Michael D. Triplett		17	100.00%	17	100.00%
Cast Votes:		17	100.00%	17	100.00%
Undervotes:		15		15	
Overvotes:		0		0	
Unresolved write-in votes:		0		0	

Port of Orcas Commissioner 4 - 4-year short/full term - vote for one

Choice	Party	Absentee Voting		Total	
Robert Hamilton		17	100.00%	17	100.00%
Cast Votes:		17	100.00%	17	100.00%
Undervotes:		15		15	
Overvotes:		0		0	
Unresolved write-in votes:		0		0	

Precinct Results Report

2021 General Election

Run Time 4:49 PM

Run Date 11/22/2021

San Juan County

2021 General Election

11/2/2021

Page 154

Official Results**Registered Voters**

8349 of 14573 = 57.29%

Precincts Reporting

0 of 39 = 0.00%

23-C Orcas Central

32 of 58 registered voters = 55.17%

**Orcas Island Park & Recreation District Commissioner 1 - 2-year unexpired term
- vote for one**

Choice	Party	Absentee Voting		Total	
Dennis Dahl		19	100.00%	19	100.00%
	Cast Votes:	19	100.00%	19	100.00%
	Undervotes:	13		13	
	Overvotes:	0		0	
	Unresolved write-in votes:	0		0	

Orcas Island Park & Recreation District Commissioner 2 - 4-year term - vote for one

Choice	Party	Absentee Voting		Total	
Bob Eagan		20	100.00%	20	100.00%
	Cast Votes:	20	100.00%	20	100.00%
	Undervotes:	12		12	
	Overvotes:	0		0	
	Unresolved write-in votes:	0		0	

**Orcas Island Park & Recreation District Commissioner 3 - 2-year unexpired term
- vote for one**

Choice	Party	Absentee Voting		Total	
Barry Madan		17	100.00%	17	100.00%
	Cast Votes:	17	100.00%	17	100.00%
	Undervotes:	15		15	
	Overvotes:	0		0	
	Unresolved write-in votes:	0		0	

Orcas Island Park & Recreation District Commissioner 4 - 4-year term - vote for one

Choice	Party	Absentee Voting		Total	
Justin Paulsen		20	100.00%	20	100.00%
	Cast Votes:	20	100.00%	20	100.00%
	Undervotes:	12		12	
	Overvotes:	0		0	
	Unresolved write-in votes:	0		0	

Precinct Results Report

2021 General Election

Run Time 4:49 PM

Run Date 11/22/2021

San Juan County

2021 General Election

11/2/2021

Page 155

Official Results**Registered Voters**

8349 of 14573 = 57.29%

Precincts Reporting

0 of 39 = 0.00%

23-C Orcas Central

32 of 58 registered voters = 55.17%

Orcas Island Park & Recreation District Commissioner 5 - 4-year term - vote for one

Choice	Party	Absentee Voting		Total	
Deborah Jones		18	100.00%	18	100.00%
	Cast Votes:	18	100.00%	18	100.00%
	Undervotes:	14		14	
	Overvotes:	0		0	
	Unresolved write-in votes:	0		0	

SJC Cemetery District No. 3 Commissioner 1 - 4-year unexpired term - vote for one

Choice	Party	Absentee Voting		Total	
Patricia Resch		16	100.00%	16	100.00%
	Cast Votes:	16	100.00%	16	100.00%
	Undervotes:	16		16	
	Overvotes:	0		0	
	Unresolved write-in votes:	0		0	

SJC Cemetery District No. 3 Commissioner 2 - 6-year term - vote for one

Choice	Party	Absentee Voting		Total	
Leith Templin		18	100.00%	18	100.00%
	Cast Votes:	18	100.00%	18	100.00%
	Undervotes:	14		14	
	Overvotes:	0		0	
	Unresolved write-in votes:	0		0	

SJC Public Hospital District No. 3 Commissioner 2 - 6-year term - vote for one

Choice	Party	Absentee Voting		Total	
Pegi A. Groundwater		21	100.00%	21	100.00%
	Cast Votes:	21	100.00%	21	100.00%
	Undervotes:	11		11	
	Overvotes:	0		0	
	Unresolved write-in votes:	0		0	

Precinct Results Report

2021 General Election

Run Time 4:49 PM

Run Date 11/22/2021

San Juan County

2021 General Election

11/2/2021

Page 156

Official Results**Registered Voters**

8349 of 14573 = 57.29%

Precincts Reporting

0 of 39 = 0.00%

23-C Orcas Central

32 of 58 registered voters = 55.17%

SJC Public Hospital District No. 3 Commissioner 5 - 6-year term - vote for one

Choice	Party	Absentee Voting		Total	
David Zoeller		22	100.00%	22	100.00%
	Cast Votes:	22	100.00%	22	100.00%
	Undervotes:	10		10	
	Overvotes:	0		0	
	Unresolved write-in votes:	0		0	

Eastsound Sewer & Water District Commissioner 3 - 6-year term - vote for one

Choice	Party	Absentee Voting		Total	
Greg Ayers		16	100.00%	16	100.00%
	Cast Votes:	16	100.00%	16	100.00%
	Undervotes:	15		15	
	Overvotes:	0		0	
	Unresolved write-in votes:	1		1	

Orcas Island Park & Recreation District Proposition No. 1 - Six Year Property Tax Levy

Choice	Party	Absentee Voting		Total	
Yes		16	57.14%	16	57.14%
No		12	42.86%	12	42.86%
	Cast Votes:	28	100.00%	28	100.00%
	Undervotes:	4		4	
	Overvotes:	0		0	
	Unresolved write-in votes:	0		0	

Precinct Results Report

2021 General Election

Run Time 4:49 PM
Run Date 11/22/2021**San Juan County**

2021 General Election

11/2/2021

Page 157

Official ResultsRegistered Voters
8349 of 14573 = 57.29%Precincts Reporting
0 of 39 = 0.00%**24-A Eastsound**

374 of 808 registered voters = 46.29%

Advisory Vote No. 36 Engrossed Second Substitute House Bill 1477

Choice	Party	Absentee Voting		Total	
Repealed		129	38.74%	129	38.74%
Maintained		204	61.26%	204	61.26%
Cast Votes:		333	100.00%	333	100.00%
Undervotes:		41		41	
Overvotes:		0		0	
Unresolved write-in votes:		0		0	

Advisory Vote No. 37 Engrossed Substitute Senate Bill 5096

Choice	Party	Absentee Voting		Total	
Repealed		151	45.21%	151	45.21%
Maintained		183	54.79%	183	54.79%
Cast Votes:		334	100.00%	334	100.00%
Undervotes:		40		40	
Overvotes:		0		0	
Unresolved write-in votes:		0		0	

Advisory Vote No. 38 Second Substitute Senate Bill 5315

Choice	Party	Absentee Voting		Total	
Repealed		140	45.31%	140	45.31%
Maintained		169	54.69%	169	54.69%
Cast Votes:		309	100.00%	309	100.00%
Undervotes:		65		65	
Overvotes:		0		0	
Unresolved write-in votes:		0		0	

Charter Amendment Proposition No. 1

Choice	Party	Absentee Voting		Total	
Approved		204	57.95%	204	57.95%
Rejected		148	42.05%	148	42.05%
Cast Votes:		352	100.00%	352	100.00%
Undervotes:		22		22	
Overvotes:		0		0	
Unresolved write-in votes:		0		0	

Precinct Results Report

2021 General Election

Run Time 4:49 PM

Run Date 11/22/2021

San Juan County

2021 General Election

11/2/2021

Page 158

Official Results**Registered Voters**

8349 of 14573 = 57.29%

Precincts Reporting

0 of 39 = 0.00%

24-A Eastsound

374 of 808 registered voters = 46.29%

Charter Amendment Proposition No. 2

Choice	Party	Absentee Voting		Total	
Approved		275	78.35%	275	78.35%
Rejected		76	21.65%	76	21.65%
Cast Votes:		351	100.00%	351	100.00%
Undervotes:		23		23	
Overvotes:		0		0	
Unresolved write-in votes:		0		0	

Charter Amendment Proposition No. 3

Choice	Party	Absentee Voting		Total	
Approved		186	53.14%	186	53.14%
Rejected		164	46.86%	164	46.86%
Cast Votes:		350	100.00%	350	100.00%
Undervotes:		24		24	
Overvotes:		0		0	
Unresolved write-in votes:		0		0	

Charter Amendment Proposition No. 4

Choice	Party	Absentee Voting		Total	
Approved		110	33.03%	110	33.03%
Rejected		223	66.97%	223	66.97%
Cast Votes:		333	100.00%	333	100.00%
Undervotes:		41		41	
Overvotes:		0		0	
Unresolved write-in votes:		0		0	

Charter Amendment Proposition No. 5

Choice	Party	Absentee Voting		Total	
Approved		204	61.26%	204	61.26%
Rejected		129	38.74%	129	38.74%
Cast Votes:		333	100.00%	333	100.00%
Undervotes:		41		41	
Overvotes:		0		0	
Unresolved write-in votes:		0		0	

Precinct Results Report

2021 General Election

Run Time 4:49 PM

Run Date 11/22/2021

San Juan County

2021 General Election

11/2/2021

Page 159

Official Results**Registered Voters**

8349 of 14573 = 57.29%

Precincts Reporting

0 of 39 = 0.00%

24-A Eastsound

374 of 808 registered voters = 46.29%

Charter Amendment Proposition No. 6

Choice	Party	Absentee Voting		Total	
Approved		160	49.54%	160	49.54%
Rejected		163	50.46%	163	50.46%
Cast Votes:		323	100.00%	323	100.00%
Undervotes:		51		51	
Overvotes:		0		0	
Unresolved write-in votes:		0		0	

Orcas Island School District No. 137 Director 1 - 4-year term - vote for one

Choice	Party	Absentee Voting		Total	
Chris Sutton		207	100.00%	207	100.00%
Cast Votes:		207	100.00%	207	100.00%
Undervotes:		165		165	
Overvotes:		0		0	
Unresolved write-in votes:		2		2	

Orcas Island School District No. 137 Director 2 - 4-year term - vote for one

Choice	Party	Absentee Voting		Total	
Bridget Broderick		195	100.00%	195	100.00%
Cast Votes:		195	100.00%	195	100.00%
Undervotes:		178		178	
Overvotes:		0		0	
Unresolved write-in votes:		1		1	

Orcas Island School District No. 137 Director 3 - 4-year term - vote for one

Choice	Party	Absentee Voting		Total	
Linda Sheridan		220	100.00%	220	100.00%
Cast Votes:		220	100.00%	220	100.00%
Undervotes:		152		152	
Overvotes:		0		0	
Unresolved write-in votes:		2		2	

Precinct Results Report

2021 General Election

Run Time 4:49 PM

Run Date 11/22/2021

San Juan County

2021 General Election

11/2/2021

Page 160

Official Results**Registered Voters**

8349 of 14573 = 57.29%

Precincts Reporting

0 of 39 = 0.00%

24-A Eastsound

374 of 808 registered voters = 46.29%

SJC Fire Protection District No. 2 Commissioner 2 - 6-year term - vote for one

Choice	Party	Absentee Voting		Total	
Wesley H. Heinmiller		82	25.39%	82	25.39%
Patrick Shepler		241	74.61%	241	74.61%
Cast Votes:		323	100.00%	323	100.00%
Undervotes:		51		51	
Overvotes:		0		0	
Unresolved write-in votes:		0		0	

Port of Orcas Commissioner 1 - 4-year term - vote for one

Choice	Party	Absentee Voting		Total	
Jason Laursen		210	100.00%	210	100.00%
Cast Votes:		210	100.00%	210	100.00%
Undervotes:		156		156	
Overvotes:		0		0	
Unresolved write-in votes:		8		8	

Port of Orcas Commissioner 2 - 4-year term - vote for one

Choice	Party	Absentee Voting		Total	
Michael D. Triplett		218	100.00%	218	100.00%
Cast Votes:		218	100.00%	218	100.00%
Undervotes:		145		145	
Overvotes:		0		0	
Unresolved write-in votes:		11		11	

Port of Orcas Commissioner 4 - 4-year short/full term - vote for one

Choice	Party	Absentee Voting		Total	
Robert Hamilton		216	100.00%	216	100.00%
Cast Votes:		216	100.00%	216	100.00%
Undervotes:		155		155	
Overvotes:		0		0	
Unresolved write-in votes:		3		3	

Precinct Results Report

2021 General Election

Run Time 4:49 PM
Run Date 11/22/2021**San Juan County**

2021 General Election

11/2/2021
Page 161**Official Results****Registered Voters**
8349 of 14573 = 57.29%
Precincts Reporting
0 of 39 = 0.00%**24-A Eastsound**

374 of 808 registered voters = 46.29%

Orcas Island Park & Recreation District Commissioner 1 - 2-year unexpired term - vote for one

Choice	Party	Absentee Voting		Total	
Dennis Dahl		241	100.00%	241	100.00%
	Cast Votes:	241	100.00%	241	100.00%
	Undervotes:	131		131	
	Overvotes:	0		0	
	Unresolved write-in votes:	2		2	

Orcas Island Park & Recreation District Commissioner 2 - 4-year term - vote for one

Choice	Party	Absentee Voting		Total	
Bob Eagan		255	100.00%	255	100.00%
	Cast Votes:	255	100.00%	255	100.00%
	Undervotes:	118		118	
	Overvotes:	0		0	
	Unresolved write-in votes:	1		1	

Orcas Island Park & Recreation District Commissioner 3 - 2-year unexpired term - vote for one

Choice	Party	Absentee Voting		Total	
Barry Madan		217	100.00%	217	100.00%
	Cast Votes:	217	100.00%	217	100.00%
	Undervotes:	156		156	
	Overvotes:	0		0	
	Unresolved write-in votes:	1		1	

Orcas Island Park & Recreation District Commissioner 4 - 4-year term - vote for one

Choice	Party	Absentee Voting		Total	
Justin Paulsen		231	100.00%	231	100.00%
	Cast Votes:	231	100.00%	231	100.00%
	Undervotes:	136		136	
	Overvotes:	0		0	
	Unresolved write-in votes:	7		7	

Precinct Results Report

2021 General Election

Run Time 4:49 PM

Run Date 11/22/2021

San Juan County

2021 General Election

11/2/2021

Page 162

Official Results**Registered Voters**

8349 of 14573 = 57.29%

Precincts Reporting

0 of 39 = 0.00%

24-A Eastsound

374 of 808 registered voters = 46.29%

Orcas Island Park & Recreation District Commissioner 5 - 4-year term - vote for one

Choice	Party	Absentee Voting		Total	
Deborah Jones		235	100.00%	235	100.00%
	Cast Votes:	235	100.00%	235	100.00%
	Undervotes:	139		139	
	Overvotes:	0		0	
	Unresolved write-in votes:	0		0	

SJC Cemetery District No. 3 Commissioner 1 - 4-year unexpired term - vote for one

Choice	Party	Absentee Voting		Total	
Patricia Resch		242	100.00%	242	100.00%
	Cast Votes:	242	100.00%	242	100.00%
	Undervotes:	132		132	
	Overvotes:	0		0	
	Unresolved write-in votes:	0		0	

SJC Cemetery District No. 3 Commissioner 2 - 6-year term - vote for one

Choice	Party	Absentee Voting		Total	
Leith Templin		241	100.00%	241	100.00%
	Cast Votes:	241	100.00%	241	100.00%
	Undervotes:	129		129	
	Overvotes:	0		0	
	Unresolved write-in votes:	4		4	

SJC Public Hospital District No. 3 Commissioner 2 - 6-year term - vote for one

Choice	Party	Absentee Voting		Total	
Pegi A. Groundwater		213	100.00%	213	100.00%
	Cast Votes:	213	100.00%	213	100.00%
	Undervotes:	157		157	
	Overvotes:	0		0	
	Unresolved write-in votes:	4		4	

Precinct Results Report

2021 General Election

Run Time 4:49 PM
Run Date 11/22/2021**San Juan County**

2021 General Election

11/2/2021

Page 163

Official Results**Registered Voters**
8349 of 14573 = 57.29%**Precincts Reporting**
0 of 39 = 0.00%**24-A Eastsound**

374 of 808 registered voters = 46.29%

SJC Public Hospital District No. 3 Commissioner 5 - 6-year term - vote for one

Choice	Party	Absentee Voting		Total	
David Zoeller		249	100.00%	249	100.00%
	Cast Votes:	249	100.00%	249	100.00%
	Undervotes:	124		124	
	Overvotes:	0		0	
	Unresolved write-in votes:	1		1	

Eastsound Sewer & Water District Commissioner 3 - 6-year term - vote for one

Choice	Party	Absentee Voting		Total	
Greg Ayers		199	100.00%	199	100.00%
	Cast Votes:	199	100.00%	199	100.00%
	Undervotes:	156		156	
	Overvotes:	0		0	
	Unresolved write-in votes:	19		19	

Orcas Island Park & Recreation District Proposition No. 1 - Six Year Property Tax Levy

Choice	Party	Absentee Voting		Total	
Yes		239	68.09%	239	68.09%
No		112	31.91%	112	31.91%
	Cast Votes:	351	100.00%	351	100.00%
	Undervotes:	23		23	
	Overvotes:	0		0	
	Unresolved write-in votes:	0		0	

Precinct Results Report

2021 General Election

Run Time 4:49 PM

Run Date 11/22/2021

San Juan County

2021 General Election

11/2/2021

Page 164

Official Results**Registered Voters**

8349 of 14573 = 57.29%

Precincts Reporting

0 of 39 = 0.00%

24-B Eastsound

255 of 424 registered voters = 60.14%

Advisory Vote No. 36 Engrossed Second Substitute House Bill 1477

Choice	Party	Absentee Voting		Total	
Repealed		96	40.00%	96	40.00%
Maintained		144	60.00%	144	60.00%
Cast Votes:		240	100.00%	240	100.00%
Undervotes:		15		15	
Overvotes:		0		0	
Unresolved write-in votes:		0		0	

Advisory Vote No. 37 Engrossed Substitute Senate Bill 5096

Choice	Party	Absentee Voting		Total	
Repealed		111	46.06%	111	46.06%
Maintained		130	53.94%	130	53.94%
Cast Votes:		241	100.00%	241	100.00%
Undervotes:		14		14	
Overvotes:		0		0	
Unresolved write-in votes:		0		0	

Advisory Vote No. 38 Second Substitute Senate Bill 5315

Choice	Party	Absentee Voting		Total	
Repealed		91	39.57%	91	39.57%
Maintained		139	60.43%	139	60.43%
Cast Votes:		230	100.00%	230	100.00%
Undervotes:		25		25	
Overvotes:		0		0	
Unresolved write-in votes:		0		0	

Charter Amendment Proposition No. 1

Choice	Party	Absentee Voting		Total	
Approved		121	48.59%	121	48.59%
Rejected		128	51.41%	128	51.41%
Cast Votes:		249	100.00%	249	100.00%
Undervotes:		6		6	
Overvotes:		0		0	
Unresolved write-in votes:		0		0	

Precinct Results Report

2021 General Election

Run Time 4:49 PM

Run Date 11/22/2021

San Juan County

2021 General Election

11/2/2021

Page 165

Official Results**Registered Voters**

8349 of 14573 = 57.29%

Precincts Reporting

0 of 39 = 0.00%

24-B Eastsound

255 of 424 registered voters = 60.14%

Charter Amendment Proposition No. 2

Choice	Party	Absentee Voting		Total	
Approved		165	67.07%	165	67.07%
Rejected		81	32.93%	81	32.93%
Cast Votes:		246	100.00%	246	100.00%
Undervotes:		9		9	
Overvotes:		0		0	
Unresolved write-in votes:		0		0	

Charter Amendment Proposition No. 3

Choice	Party	Absentee Voting		Total	
Approved		104	42.11%	104	42.11%
Rejected		143	57.89%	143	57.89%
Cast Votes:		247	100.00%	247	100.00%
Undervotes:		8		8	
Overvotes:		0		0	
Unresolved write-in votes:		0		0	

Charter Amendment Proposition No. 4

Choice	Party	Absentee Voting		Total	
Approved		74	30.83%	74	30.83%
Rejected		166	69.17%	166	69.17%
Cast Votes:		240	100.00%	240	100.00%
Undervotes:		15		15	
Overvotes:		0		0	
Unresolved write-in votes:		0		0	

Charter Amendment Proposition No. 5

Choice	Party	Absentee Voting		Total	
Approved		125	54.11%	125	54.11%
Rejected		106	45.89%	106	45.89%
Cast Votes:		231	100.00%	231	100.00%
Undervotes:		24		24	
Overvotes:		0		0	
Unresolved write-in votes:		0		0	

Precinct Results Report

2021 General Election

Run Time 4:49 PM
Run Date 11/22/2021

San Juan County

2021 General Election

11/2/2021
Page 166

Official Results

Registered Voters
8349 of 14573 = 57.29%
Precincts Reporting
0 of 39 = 0.00%

24-B Eastsound

255 of 424 registered voters = 60.14%

Charter Amendment Proposition No. 6

Choice	Party	Absentee Voting		Total	
Approved		115	48.12%	115	48.12%
Rejected		124	51.88%	124	51.88%
Cast Votes:		239	100.00%	239	100.00%
Undervotes:		16		16	
Overvotes:		0		0	
Unresolved write-in votes:		0		0	

Orcas Island School District No. 137 Director 1 - 4-year term - vote for one

Choice	Party	Absentee Voting		Total	
Chris Sutton		142	100.00%	142	100.00%
Cast Votes:		142	100.00%	142	100.00%
Undervotes:		111		111	
Overvotes:		0		0	
Unresolved write-in votes:		2		2	

Orcas Island School District No. 137 Director 2 - 4-year term - vote for one

Choice	Party	Absentee Voting		Total	
Bridget Broderick		137	100.00%	137	100.00%
Cast Votes:		137	100.00%	137	100.00%
Undervotes:		113		113	
Overvotes:		0		0	
Unresolved write-in votes:		5		5	

Orcas Island School District No. 137 Director 3 - 4-year term - vote for one

Choice	Party	Absentee Voting		Total	
Linda Sheridan		144	100.00%	144	100.00%
Cast Votes:		144	100.00%	144	100.00%
Undervotes:		108		108	
Overvotes:		0		0	
Unresolved write-in votes:		3		3	

Precinct Results Report

2021 General Election

Run Time 4:49 PM
Run Date 11/22/2021

San Juan County

2021 General Election

11/2/2021

Page 167

Official Results

Registered Voters
8349 of 14573 = 57.29%

Precincts Reporting
0 of 39 = 0.00%

24-B Eastsound

255 of 424 registered voters = 60.14%

SJC Fire Protection District No. 2 Commissioner 2 - 6-year term - vote for one

Choice	Party	Absentee Voting		Total	
Wesley H. Heinmiller		42	19.00%	42	19.00%
Patrick Shepler		179	81.00%	179	81.00%
Cast Votes:		221	100.00%	221	100.00%
Undervotes:		31		31	
Overvotes:		0		0	
Unresolved write-in votes:		3		3	

Port of Orcas Commissioner 1 - 4-year term - vote for one

Choice	Party	Absentee Voting		Total	
Jason Laursen		134	100.00%	134	100.00%
Cast Votes:		134	100.00%	134	100.00%
Undervotes:		118		118	
Overvotes:		0		0	
Unresolved write-in votes:		3		3	

Port of Orcas Commissioner 2 - 4-year term - vote for one

Choice	Party	Absentee Voting		Total	
Michael D. Triplett		125	100.00%	125	100.00%
Cast Votes:		125	100.00%	125	100.00%
Undervotes:		129		129	
Overvotes:		0		0	
Unresolved write-in votes:		1		1	

Port of Orcas Commissioner 4 - 4-year short/full term - vote for one

Choice	Party	Absentee Voting		Total	
Robert Hamilton		135	100.00%	135	100.00%
Cast Votes:		135	100.00%	135	100.00%
Undervotes:		120		120	
Overvotes:		0		0	
Unresolved write-in votes:		0		0	

Precinct Results Report

2021 General Election

Run Time 4:49 PM

Run Date 11/22/2021

San Juan County

2021 General Election

11/2/2021

Page 168

Official Results**Registered Voters**

8349 of 14573 = 57.29%

Precincts Reporting

0 of 39 = 0.00%

24-B Eastsound

255 of 424 registered voters = 60.14%

Orcas Island Park & Recreation District Commissioner 1 - 2-year unexpired term - vote for one

Choice	Party	Absentee Voting		Total	
Dennis Dahl		152	100.00%	152	100.00%
	Cast Votes:	152	100.00%	152	100.00%
	Undervotes:	102		102	
	Overvotes:	0		0	
	Unresolved write-in votes:	1		1	

Orcas Island Park & Recreation District Commissioner 2 - 4-year term - vote for one

Choice	Party	Absentee Voting		Total	
Bob Eagan		153	100.00%	153	100.00%
	Cast Votes:	153	100.00%	153	100.00%
	Undervotes:	100		100	
	Overvotes:	0		0	
	Unresolved write-in votes:	2		2	

Orcas Island Park & Recreation District Commissioner 3 - 2-year unexpired term - vote for one

Choice	Party	Absentee Voting		Total	
Barry Madan		144	100.00%	144	100.00%
	Cast Votes:	144	100.00%	144	100.00%
	Undervotes:	108		108	
	Overvotes:	0		0	
	Unresolved write-in votes:	3		3	

Orcas Island Park & Recreation District Commissioner 4 - 4-year term - vote for one

Choice	Party	Absentee Voting		Total	
Justin Paulsen		143	100.00%	143	100.00%
	Cast Votes:	143	100.00%	143	100.00%
	Undervotes:	109		109	
	Overvotes:	0		0	
	Unresolved write-in votes:	3		3	

Precinct Results Report

2021 General Election

Run Time 4:49 PM

Run Date 11/22/2021

San Juan County

2021 General Election

11/2/2021

Page 169

Official Results**Registered Voters**

8349 of 14573 = 57.29%

Precincts Reporting

0 of 39 = 0.00%

24-B Eastsound

255 of 424 registered voters = 60.14%

Orcas Island Park & Recreation District Commissioner 5 - 4-year term - vote for one

Choice	Party	Absentee Voting		Total	
Deborah Jones		148	100.00%	148	100.00%
	Cast Votes:	148	100.00%	148	100.00%
	Undervotes:	106		106	
	Overvotes:	0		0	
	Unresolved write-in votes:	1		1	

SJC Cemetery District No. 3 Commissioner 1 - 4-year unexpired term - vote for one

Choice	Party	Absentee Voting		Total	
Patricia Resch		141	100.00%	141	100.00%
	Cast Votes:	141	100.00%	141	100.00%
	Undervotes:	113		113	
	Overvotes:	0		0	
	Unresolved write-in votes:	1		1	

SJC Cemetery District No. 3 Commissioner 2 - 6-year term - vote for one

Choice	Party	Absentee Voting		Total	
Leith Templin		149	100.00%	149	100.00%
	Cast Votes:	149	100.00%	149	100.00%
	Undervotes:	103		103	
	Overvotes:	0		0	
	Unresolved write-in votes:	3		3	

SJC Public Hospital District No. 3 Commissioner 2 - 6-year term - vote for one

Choice	Party	Absentee Voting		Total	
Pegi A. Groundwater		146	100.00%	146	100.00%
	Cast Votes:	146	100.00%	146	100.00%
	Undervotes:	107		107	
	Overvotes:	0		0	
	Unresolved write-in votes:	2		2	

Precinct Results Report

2021 General Election

Run Time 4:49 PM

Run Date 11/22/2021

San Juan County

2021 General Election

11/2/2021

Page 170

Official Results**Registered Voters**

8349 of 14573 = 57.29%

Precincts Reporting

0 of 39 = 0.00%

24-B Eastsound

255 of 424 registered voters = 60.14%

SJC Public Hospital District No. 3 Commissioner 5 - 6-year term - vote for one

Choice	Party	Absentee Voting		Total	
David Zoeller		152	100.00%	152	100.00%
	Cast Votes:	152	100.00%	152	100.00%
	Undervotes:	100		100	
	Overvotes:	0		0	
	Unresolved write-in votes:	3		3	

Eastsound Sewer & Water District Commissioner 3 - 6-year term - vote for one

Choice	Party	Absentee Voting		Total	
Greg Ayers		137	100.00%	137	100.00%
	Cast Votes:	137	100.00%	137	100.00%
	Undervotes:	113		113	
	Overvotes:	0		0	
	Unresolved write-in votes:	5		5	

Orcas Island Park & Recreation District Proposition No. 1 - Six Year Property Tax Levy

Choice	Party	Absentee Voting		Total	
Yes		165	69.33%	165	69.33%
No		73	30.67%	73	30.67%
	Cast Votes:	238	100.00%	238	100.00%
	Undervotes:	17		17	
	Overvotes:	0		0	
	Unresolved write-in votes:	0		0	

Precinct Results Report

2021 General Election

Run Time 4:49 PM

Run Date 11/22/2021

San Juan County

2021 General Election

11/2/2021

Page 171

Official Results**Registered Voters**

8349 of 14573 = 57.29%

Precincts Reporting

0 of 39 = 0.00%

24-C Eastsound

98 of 162 registered voters = 60.49%

Advisory Vote No. 36 Engrossed Second Substitute House Bill 1477

Choice	Party	Absentee Voting		Total	
Repealed		31	34.83%	31	34.83%
Maintained		58	65.17%	58	65.17%
Cast Votes:		89	100.00%	89	100.00%
Undervotes:		9		9	
Overvotes:		0		0	
Unresolved write-in votes:		0		0	

Advisory Vote No. 37 Engrossed Substitute Senate Bill 5096

Choice	Party	Absentee Voting		Total	
Repealed		44	50.00%	44	50.00%
Maintained		44	50.00%	44	50.00%
Cast Votes:		88	100.00%	88	100.00%
Undervotes:		10		10	
Overvotes:		0		0	
Unresolved write-in votes:		0		0	

Advisory Vote No. 38 Second Substitute Senate Bill 5315

Choice	Party	Absentee Voting		Total	
Repealed		33	40.74%	33	40.74%
Maintained		48	59.26%	48	59.26%
Cast Votes:		81	100.00%	81	100.00%
Undervotes:		17		17	
Overvotes:		0		0	
Unresolved write-in votes:		0		0	

Charter Amendment Proposition No. 1

Choice	Party	Absentee Voting		Total	
Approved		46	50.00%	46	50.00%
Rejected		46	50.00%	46	50.00%
Cast Votes:		92	100.00%	92	100.00%
Undervotes:		6		6	
Overvotes:		0		0	
Unresolved write-in votes:		0		0	

Precinct Results Report

2021 General Election

Run Time 4:49 PM

Run Date 11/22/2021

San Juan County

2021 General Election

11/2/2021

Page 172

Official Results

Registered Voters

8349 of 14573 = 57.29%

Precincts Reporting

0 of 39 = 0.00%

24-C Eastsound

98 of 162 registered voters = 60.49%

Charter Amendment Proposition No. 2

Choice	Party	Absentee Voting		Total	
Approved		66	72.53%	66	72.53%
Rejected		25	27.47%	25	27.47%
Cast Votes:		91	100.00%	91	100.00%
Undervotes:		7		7	
Overvotes:		0		0	
Unresolved write-in votes:		0		0	

Charter Amendment Proposition No. 3

Choice	Party	Absentee Voting		Total	
Approved		40	43.01%	40	43.01%
Rejected		53	56.99%	53	56.99%
Cast Votes:		93	100.00%	93	100.00%
Undervotes:		5		5	
Overvotes:		0		0	
Unresolved write-in votes:		0		0	

Charter Amendment Proposition No. 4

Choice	Party	Absentee Voting		Total	
Approved		30	32.97%	30	32.97%
Rejected		61	67.03%	61	67.03%
Cast Votes:		91	100.00%	91	100.00%
Undervotes:		7		7	
Overvotes:		0		0	
Unresolved write-in votes:		0		0	

Charter Amendment Proposition No. 5

Choice	Party	Absentee Voting		Total	
Approved		42	47.73%	42	47.73%
Rejected		46	52.27%	46	52.27%
Cast Votes:		88	100.00%	88	100.00%
Undervotes:		10		10	
Overvotes:		0		0	
Unresolved write-in votes:		0		0	

Precinct Results Report

2021 General Election

Run Time 4:49 PM
Run Date 11/22/2021**San Juan County**

2021 General Election

11/2/2021
Page 173**Official Results**Registered Voters
8349 of 14573 = 57.29%
Precincts Reporting
0 of 39 = 0.00%**24-C Eastsound**

98 of 162 registered voters = 60.49%

Charter Amendment Proposition No. 6

Choice	Party	Absentee Voting		Total	
Approved		31	34.83%	31	34.83%
Rejected		58	65.17%	58	65.17%
Cast Votes:		89	100.00%	89	100.00%
Undervotes:		9		9	
Overvotes:		0		0	
Unresolved write-in votes:		0		0	

Orcas Island School District No. 137 Director 1 - 4-year term - vote for one

Choice	Party	Absentee Voting		Total	
Chris Sutton		47	100.00%	47	100.00%
Cast Votes:		47	100.00%	47	100.00%
Undervotes:		50		50	
Overvotes:		0		0	
Unresolved write-in votes:		1		1	

Orcas Island School District No. 137 Director 2 - 4-year term - vote for one

Choice	Party	Absentee Voting		Total	
Bridget Broderick		45	100.00%	45	100.00%
Cast Votes:		45	100.00%	45	100.00%
Undervotes:		50		50	
Overvotes:		0		0	
Unresolved write-in votes:		3		3	

Orcas Island School District No. 137 Director 3 - 4-year term - vote for one

Choice	Party	Absentee Voting		Total	
Linda Sheridan		51	100.00%	51	100.00%
Cast Votes:		51	100.00%	51	100.00%
Undervotes:		47		47	
Overvotes:		0		0	
Unresolved write-in votes:		0		0	

Precinct Results Report

2021 General Election

Run Time 4:49 PM

Run Date 11/22/2021

San Juan County

2021 General Election

11/2/2021

Page 174

Official Results**Registered Voters**

8349 of 14573 = 57.29%

Precincts Reporting

0 of 39 = 0.00%

24-C Eastsound

98 of 162 registered voters = 60.49%

SJC Fire Protection District No. 2 Commissioner 2 - 6-year term - vote for one

Choice	Party	Absentee Voting		Total	
Wesley H. Heinmiller		18	20.45%	18	20.45%
Patrick Shepler		70	79.55%	70	79.55%
Cast Votes:		88	100.00%	88	100.00%
Undervotes:		10		10	
Overvotes:		0		0	
Unresolved write-in votes:		0		0	

Port of Orcas Commissioner 1 - 4-year term - vote for one

Choice	Party	Absentee Voting		Total	
Jason Laursen		43	100.00%	43	100.00%
Cast Votes:		43	100.00%	43	100.00%
Undervotes:		53		53	
Overvotes:		0		0	
Unresolved write-in votes:		2		2	

Port of Orcas Commissioner 2 - 4-year term - vote for one

Choice	Party	Absentee Voting		Total	
Michael D. Triplett		40	100.00%	40	100.00%
Cast Votes:		40	100.00%	40	100.00%
Undervotes:		57		57	
Overvotes:		0		0	
Unresolved write-in votes:		1		1	

Port of Orcas Commissioner 4 - 4-year short/full term - vote for one

Choice	Party	Absentee Voting		Total	
Robert Hamilton		43	100.00%	43	100.00%
Cast Votes:		43	100.00%	43	100.00%
Undervotes:		53		53	
Overvotes:		0		0	
Unresolved write-in votes:		2		2	

Precinct Results Report

2021 General Election

Run Time 4:49 PM
Run Date 11/22/2021

San Juan County

2021 General Election

11/2/2021

Page 175

Official Results

Registered Voters
8349 of 14573 = 57.29%

Precincts Reporting
0 of 39 = 0.00%

24-C Eastsound 98 of 162 registered voters = 60.49%

Orcas Island Park & Recreation District Commissioner 1 - 2-year unexpired term - vote for one

Choice	Party	Absentee Voting		Total	
Dennis Dahl		47	100.00%	47	100.00%
	Cast Votes:	47	100.00%	47	100.00%
	Undervotes:	49		49	
	Overvotes:	0		0	
	Unresolved write-in votes:	2		2	

Orcas Island Park & Recreation District Commissioner 2 - 4-year term - vote for one

Choice	Party	Absentee Voting		Total	
Bob Eagan		57	100.00%	57	100.00%
	Cast Votes:	57	100.00%	57	100.00%
	Undervotes:	40		40	
	Overvotes:	0		0	
	Unresolved write-in votes:	1		1	

Orcas Island Park & Recreation District Commissioner 3 - 2-year unexpired term - vote for one

Choice	Party	Absentee Voting		Total	
Barry Madan		38	100.00%	38	100.00%
	Cast Votes:	38	100.00%	38	100.00%
	Undervotes:	58		58	
	Overvotes:	0		0	
	Unresolved write-in votes:	2		2	

Orcas Island Park & Recreation District Commissioner 4 - 4-year term - vote for one

Choice	Party	Absentee Voting		Total	
Justin Paulsen		45	100.00%	45	100.00%
	Cast Votes:	45	100.00%	45	100.00%
	Undervotes:	51		51	
	Overvotes:	0		0	
	Unresolved write-in votes:	2		2	

Precinct Results Report

2021 General Election

Run Time 4:49 PM

Run Date 11/22/2021

San Juan County

2021 General Election

11/2/2021

Page 176

Official Results**Registered Voters**

8349 of 14573 = 57.29%

Precincts Reporting

0 of 39 = 0.00%

24-C Eastsound

98 of 162 registered voters = 60.49%

Orcas Island Park & Recreation District Commissioner 5 - 4-year term - vote for one

Choice	Party	Absentee Voting		Total	
Deborah Jones		50	100.00%	50	100.00%
	Cast Votes:	50	100.00%	50	100.00%
	Undervotes:	46		46	
	Overvotes:	0		0	
	Unresolved write-in votes:	2		2	

SJC Cemetery District No. 3 Commissioner 1 - 4-year unexpired term - vote for one

Choice	Party	Absentee Voting		Total	
Patricia Resch		44	100.00%	44	100.00%
	Cast Votes:	44	100.00%	44	100.00%
	Undervotes:	52		52	
	Overvotes:	0		0	
	Unresolved write-in votes:	2		2	

SJC Cemetery District No. 3 Commissioner 2 - 6-year term - vote for one

Choice	Party	Absentee Voting		Total	
Leith Templin		45	100.00%	45	100.00%
	Cast Votes:	45	100.00%	45	100.00%
	Undervotes:	51		51	
	Overvotes:	0		0	
	Unresolved write-in votes:	2		2	

SJC Public Hospital District No. 3 Commissioner 2 - 6-year term - vote for one

Choice	Party	Absentee Voting		Total	
Pegi A. Groundwater		43	100.00%	43	100.00%
	Cast Votes:	43	100.00%	43	100.00%
	Undervotes:	53		53	
	Overvotes:	0		0	
	Unresolved write-in votes:	2		2	

Precinct Results Report

2021 General Election

Run Time 4:49 PM

Run Date 11/22/2021

San Juan County

2021 General Election

11/2/2021

Page 177

Official Results

Registered Voters

8349 of 14573 = 57.29%

Precincts Reporting

0 of 39 = 0.00%

24-C Eastsound

98 of 162 registered voters = 60.49%

SJC Public Hospital District No. 3 Commissioner 5 - 6-year term - vote for one

Choice	Party	Absentee Voting		Total	
David Zoeller		46	100.00%	46	100.00%
	Cast Votes:	46	100.00%	46	100.00%
	Undervotes:	49		49	
	Overvotes:	0		0	
	Unresolved write-in votes:	3		3	

Orcas Island Park & Recreation District Proposition No. 1 - Six Year Property Tax Levy

Choice	Party	Absentee Voting		Total	
Yes		57	65.52%	57	65.52%
No		30	34.48%	30	34.48%
	Cast Votes:	87	100.00%	87	100.00%
	Undervotes:	11		11	
	Overvotes:	0		0	
	Unresolved write-in votes:	0		0	

Precinct Results Report

2021 General Election

Run Time 4:49 PM

Run Date 11/22/2021

San Juan County

2021 General Election

11/2/2021

Page 178

Official Results**Registered Voters**

8349 of 14573 = 57.29%

Precincts Reporting

0 of 39 = 0.00%

25-A Orcas East

339 of 608 registered voters = 55.76%

Advisory Vote No. 36 Engrossed Second Substitute House Bill 1477

Choice	Party	Absentee Voting		Total	
Repealed		128	41.42%	128	41.42%
Maintained		181	58.58%	181	58.58%
Cast Votes:		309	100.00%	309	100.00%
Undervotes:		30		30	
Overvotes:		0		0	
Unresolved write-in votes:		0		0	

Advisory Vote No. 37 Engrossed Substitute Senate Bill 5096

Choice	Party	Absentee Voting		Total	
Repealed		149	46.71%	149	46.71%
Maintained		170	53.29%	170	53.29%
Cast Votes:		319	100.00%	319	100.00%
Undervotes:		20		20	
Overvotes:		0		0	
Unresolved write-in votes:		0		0	

Advisory Vote No. 38 Second Substitute Senate Bill 5315

Choice	Party	Absentee Voting		Total	
Repealed		126	43.15%	126	43.15%
Maintained		166	56.85%	166	56.85%
Cast Votes:		292	100.00%	292	100.00%
Undervotes:		47		47	
Overvotes:		0		0	
Unresolved write-in votes:		0		0	

Charter Amendment Proposition No. 1

Choice	Party	Absentee Voting		Total	
Approved		164	50.46%	164	50.46%
Rejected		161	49.54%	161	49.54%
Cast Votes:		325	100.00%	325	100.00%
Undervotes:		14		14	
Overvotes:		0		0	
Unresolved write-in votes:		0		0	

Precinct Results Report

2021 General Election

Run Time 4:49 PM

Run Date 11/22/2021

San Juan County

2021 General Election

11/2/2021

Page 179

Official Results**Registered Voters**

8349 of 14573 = 57.29%

Precincts Reporting

0 of 39 = 0.00%

25-A Orcas East

339 of 608 registered voters = 55.76%

Charter Amendment Proposition No. 2

Choice	Party	Absentee Voting		Total	
Approved		244	75.31%	244	75.31%
Rejected		80	24.69%	80	24.69%
Cast Votes:		324	100.00%	324	100.00%
Undervotes:		15		15	
Overvotes:		0		0	
Unresolved write-in votes:		0		0	

Charter Amendment Proposition No. 3

Choice	Party	Absentee Voting		Total	
Approved		138	42.46%	138	42.46%
Rejected		187	57.54%	187	57.54%
Cast Votes:		325	100.00%	325	100.00%
Undervotes:		14		14	
Overvotes:		0		0	
Unresolved write-in votes:		0		0	

Charter Amendment Proposition No. 4

Choice	Party	Absentee Voting		Total	
Approved		100	31.25%	100	31.25%
Rejected		220	68.75%	220	68.75%
Cast Votes:		320	100.00%	320	100.00%
Undervotes:		19		19	
Overvotes:		0		0	
Unresolved write-in votes:		0		0	

Charter Amendment Proposition No. 5

Choice	Party	Absentee Voting		Total	
Approved		168	54.72%	168	54.72%
Rejected		139	45.28%	139	45.28%
Cast Votes:		307	100.00%	307	100.00%
Undervotes:		32		32	
Overvotes:		0		0	
Unresolved write-in votes:		0		0	

Precinct Results Report

2021 General Election

Run Time 4:49 PM

Run Date 11/22/2021

San Juan County

2021 General Election

11/2/2021

Page 180

Official ResultsRegistered Voters
8349 of 14573 = 57.29%Precincts Reporting
0 of 39 = 0.00%**25-A Orcas East**

339 of 608 registered voters = 55.76%

Charter Amendment Proposition No. 6

Choice	Party	Absentee Voting		Total	
Approved		115	37.70%	115	37.70%
Rejected		190	62.30%	190	62.30%
Cast Votes:		305	100.00%	305	100.00%
Undervotes:		34		34	
Overvotes:		0		0	
Unresolved write-in votes:		0		0	

Orcas Island School District No. 137 Director 1 - 4-year term - vote for one

Choice	Party	Absentee Voting		Total	
Chris Sutton		222	100.00%	222	100.00%
Cast Votes:		222	100.00%	222	100.00%
Undervotes:		111		111	
Overvotes:		0		0	
Unresolved write-in votes:		6		6	

Orcas Island School District No. 137 Director 2 - 4-year term - vote for one

Choice	Party	Absentee Voting		Total	
Bridget Broderick		192	100.00%	192	100.00%
Cast Votes:		192	100.00%	192	100.00%
Undervotes:		144		144	
Overvotes:		0		0	
Unresolved write-in votes:		3		3	

Orcas Island School District No. 137 Director 3 - 4-year term - vote for one

Choice	Party	Absentee Voting		Total	
Linda Sheridan		212	100.00%	212	100.00%
Cast Votes:		212	100.00%	212	100.00%
Undervotes:		125		125	
Overvotes:		0		0	
Unresolved write-in votes:		2		2	

Precinct Results Report

2021 General Election

Run Time 4:49 PM
Run Date 11/22/2021**San Juan County**

2021 General Election

11/2/2021

Page 181

Official ResultsRegistered Voters
8349 of 14573 = 57.29%Precincts Reporting
0 of 39 = 0.00%**25-A Orcas East**

339 of 608 registered voters = 55.76%

SJC Fire Protection District No. 2 Commissioner 2 - 6-year term - vote for one

Choice	Party	Absentee Voting		Total	
Wesley H. Heinmiller		61	21.03%	61	21.03%
Patrick Shepler		229	78.97%	229	78.97%
Cast Votes:		290	100.00%	290	100.00%
Undervotes:		46		46	
Overvotes:		0		0	
Unresolved write-in votes:		3		3	

Port of Orcas Commissioner 1 - 4-year term - vote for one

Choice	Party	Absentee Voting		Total	
Jason Laursen		186	100.00%	186	100.00%
Cast Votes:		186	100.00%	186	100.00%
Undervotes:		146		146	
Overvotes:		0		0	
Unresolved write-in votes:		7		7	

Port of Orcas Commissioner 2 - 4-year term - vote for one

Choice	Party	Absentee Voting		Total	
Michael D. Triplett		185	100.00%	185	100.00%
Cast Votes:		185	100.00%	185	100.00%
Undervotes:		146		146	
Overvotes:		0		0	
Unresolved write-in votes:		8		8	

Port of Orcas Commissioner 4 - 4-year short/full term - vote for one

Choice	Party	Absentee Voting		Total	
Robert Hamilton		194	100.00%	194	100.00%
Cast Votes:		194	100.00%	194	100.00%
Undervotes:		142		142	
Overvotes:		0		0	
Unresolved write-in votes:		3		3	

Precinct Results Report

2021 General Election

Run Time 4:49 PM

Run Date 11/22/2021

San Juan County

2021 General Election

11/2/2021

Page 182

Official Results

Registered Voters

8349 of 14573 = 57.29%

Precincts Reporting

0 of 39 = 0.00%

25-A Orcas East

339 of 608 registered voters = 55.76%

Orcas Island Park & Recreation District Commissioner 1 - 2-year unexpired term - vote for one

Choice	Party	Absentee Voting		Total	
Dennis Dahl		211	100.00%	211	100.00%
	Cast Votes:	211	100.00%	211	100.00%
	Undervotes:	125		125	
	Overvotes:	0		0	
	Unresolved write-in votes:	3		3	

Orcas Island Park & Recreation District Commissioner 2 - 4-year term - vote for one

Choice	Party	Absentee Voting		Total	
Bob Eagan		222	100.00%	222	100.00%
	Cast Votes:	222	100.00%	222	100.00%
	Undervotes:	112		112	
	Overvotes:	1		1	
	Unresolved write-in votes:	4		4	

Orcas Island Park & Recreation District Commissioner 3 - 2-year unexpired term - vote for one

Choice	Party	Absentee Voting		Total	
Barry Madan		204	100.00%	204	100.00%
	Cast Votes:	204	100.00%	204	100.00%
	Undervotes:	130		130	
	Overvotes:	0		0	
	Unresolved write-in votes:	5		5	

Orcas Island Park & Recreation District Commissioner 4 - 4-year term - vote for one

Choice	Party	Absentee Voting		Total	
Justin Paulsen		196	100.00%	196	100.00%
	Cast Votes:	196	100.00%	196	100.00%
	Undervotes:	136		136	
	Overvotes:	0		0	
	Unresolved write-in votes:	7		7	

Precinct Results Report

2021 General Election

Run Time 4:49 PM

Run Date 11/22/2021

San Juan County

2021 General Election

11/2/2021

Page 183

Official Results

Registered Voters

8349 of 14573 = 57.29%

Precincts Reporting

0 of 39 = 0.00%

25-A Orcas East

339 of 608 registered voters = 55.76%

Orcas Island Park & Recreation District Commissioner 5 - 4-year term - vote for one

Choice	Party	Absentee Voting		Total	
Deborah Jones		210	100.00%	210	100.00%
	Cast Votes:	210	100.00%	210	100.00%
	Undervotes:	126		126	
	Overvotes:	0		0	
	Unresolved write-in votes:	3		3	

SJC Public Hospital District No. 3 Commissioner 2 - 6-year term - vote for one

Choice	Party	Absentee Voting		Total	
Pegi A. Groundwater		206	100.00%	206	100.00%
	Cast Votes:	206	100.00%	206	100.00%
	Undervotes:	129		129	
	Overvotes:	0		0	
	Unresolved write-in votes:	4		4	

SJC Public Hospital District No. 3 Commissioner 5 - 6-year term - vote for one

Choice	Party	Absentee Voting		Total	
David Zoeller		222	100.00%	222	100.00%
	Cast Votes:	222	100.00%	222	100.00%
	Undervotes:	116		116	
	Overvotes:	0		0	
	Unresolved write-in votes:	1		1	

Orcas Island Park & Recreation District Proposition No. 1 - Six Year Property Tax Levy

Choice	Party	Absentee Voting		Total	
Yes		211	66.77%	211	66.77%
No		105	33.23%	105	33.23%
	Cast Votes:	316	100.00%	316	100.00%
	Undervotes:	23		23	
	Overvotes:	0		0	
	Unresolved write-in votes:	0		0	

Precinct Results Report

2021 General Election

Run Time 4:49 PM

Run Date 11/22/2021

San Juan County

2021 General Election

11/2/2021

Page 184

Official Results

Registered Voters

8349 of 14573 = 57.29%

Precincts Reporting

0 of 39 = 0.00%

25-B Orcas East

243 of 413 registered voters = 58.84%

Advisory Vote No. 36 Engrossed Second Substitute House Bill 1477

Choice	Party	Absentee Voting		Total	
Repealed		101	44.89%	101	44.89%
Maintained		124	55.11%	124	55.11%
Cast Votes:		225	100.00%	225	100.00%
Undervotes:		18		18	
Overvotes:		0		0	
Unresolved write-in votes:		0		0	

Advisory Vote No. 37 Engrossed Substitute Senate Bill 5096

Choice	Party	Absentee Voting		Total	
Repealed		111	49.78%	111	49.78%
Maintained		112	50.22%	112	50.22%
Cast Votes:		223	100.00%	223	100.00%
Undervotes:		20		20	
Overvotes:		0		0	
Unresolved write-in votes:		0		0	

Advisory Vote No. 38 Second Substitute Senate Bill 5315

Choice	Party	Absentee Voting		Total	
Repealed		103	48.13%	103	48.13%
Maintained		111	51.87%	111	51.87%
Cast Votes:		214	100.00%	214	100.00%
Undervotes:		29		29	
Overvotes:		0		0	
Unresolved write-in votes:		0		0	

Charter Amendment Proposition No. 1

Choice	Party	Absentee Voting		Total	
Approved		121	50.84%	121	50.84%
Rejected		117	49.16%	117	49.16%
Cast Votes:		238	100.00%	238	100.00%
Undervotes:		5		5	
Overvotes:		0		0	
Unresolved write-in votes:		0		0	

Precinct Results Report

2021 General Election

Run Time 4:49 PM

Run Date 11/22/2021

San Juan County

2021 General Election

11/2/2021

Page 185

Official Results**Registered Voters**

8349 of 14573 = 57.29%

Precincts Reporting

0 of 39 = 0.00%

25-B Orcas East

243 of 413 registered voters = 58.84%

Charter Amendment Proposition No. 2

Choice	Party	Absentee Voting		Total	
Approved		179	75.85%	179	75.85%
Rejected		57	24.15%	57	24.15%
Cast Votes:		236	100.00%	236	100.00%
Undervotes:		7		7	
Overvotes:		0		0	
Unresolved write-in votes:		0		0	

Charter Amendment Proposition No. 3

Choice	Party	Absentee Voting		Total	
Approved		116	48.54%	116	48.54%
Rejected		123	51.46%	123	51.46%
Cast Votes:		239	100.00%	239	100.00%
Undervotes:		4		4	
Overvotes:		0		0	
Unresolved write-in votes:		0		0	

Charter Amendment Proposition No. 4

Choice	Party	Absentee Voting		Total	
Approved		76	32.90%	76	32.90%
Rejected		155	67.10%	155	67.10%
Cast Votes:		231	100.00%	231	100.00%
Undervotes:		12		12	
Overvotes:		0		0	
Unresolved write-in votes:		0		0	

Charter Amendment Proposition No. 5

Choice	Party	Absentee Voting		Total	
Approved		123	54.19%	123	54.19%
Rejected		104	45.81%	104	45.81%
Cast Votes:		227	100.00%	227	100.00%
Undervotes:		16		16	
Overvotes:		0		0	
Unresolved write-in votes:		0		0	

Precinct Results Report

2021 General Election

Run Time 4:49 PM
Run Date 11/22/2021**San Juan County**

2021 General Election

11/2/2021

Page 186

Official ResultsRegistered Voters
8349 of 14573 = 57.29%Precincts Reporting
0 of 39 = 0.00%**25-B Orcas East**

243 of 413 registered voters = 58.84%

Charter Amendment Proposition No. 6

Choice	Party	Absentee Voting		Total	
Approved		107	47.56%	107	47.56%
Rejected		118	52.44%	118	52.44%
Cast Votes:		225	100.00%	225	100.00%
Undervotes:		18		18	
Overvotes:		0		0	
Unresolved write-in votes:		0		0	

Orcas Island School District No. 137 Director 1 - 4-year term - vote for one

Choice	Party	Absentee Voting		Total	
Chris Sutton		120	100.00%	120	100.00%
Cast Votes:		120	100.00%	120	100.00%
Undervotes:		119		119	
Overvotes:		0		0	
Unresolved write-in votes:		4		4	

Orcas Island School District No. 137 Director 2 - 4-year term - vote for one

Choice	Party	Absentee Voting		Total	
Bridget Broderick		118	100.00%	118	100.00%
Cast Votes:		118	100.00%	118	100.00%
Undervotes:		121		121	
Overvotes:		0		0	
Unresolved write-in votes:		4		4	

Orcas Island School District No. 137 Director 3 - 4-year term - vote for one

Choice	Party	Absentee Voting		Total	
Linda Sheridan		130	100.00%	130	100.00%
Cast Votes:		130	100.00%	130	100.00%
Undervotes:		110		110	
Overvotes:		0		0	
Unresolved write-in votes:		3		3	

Precinct Results Report

2021 General Election

Run Time 4:49 PM
Run Date 11/22/2021**San Juan County**

2021 General Election

11/2/2021

Page 187

Official ResultsRegistered Voters
8349 of 14573 = 57.29%Precincts Reporting
0 of 39 = 0.00%**25-B Orcas East**

243 of 413 registered voters = 58.84%

SJC Fire Protection District No. 2 Commissioner 2 - 6-year term - vote for one

Choice	Party	Absentee Voting		Total	
Wesley H. Heinmiller		65	31.25%	65	31.25%
Patrick Shepler		143	68.75%	143	68.75%
Cast Votes:		208	100.00%	208	100.00%
Undervotes:		33		33	
Overvotes:		0		0	
Unresolved write-in votes:		2		2	

Port of Orcas Commissioner 1 - 4-year term - vote for one

Choice	Party	Absentee Voting		Total	
Jason Laursen		121	100.00%	121	100.00%
Cast Votes:		121	100.00%	121	100.00%
Undervotes:		120		120	
Overvotes:		0		0	
Unresolved write-in votes:		2		2	

Port of Orcas Commissioner 2 - 4-year term - vote for one

Choice	Party	Absentee Voting		Total	
Michael D. Triplett		125	100.00%	125	100.00%
Cast Votes:		125	100.00%	125	100.00%
Undervotes:		116		116	
Overvotes:		0		0	
Unresolved write-in votes:		2		2	

Port of Orcas Commissioner 4 - 4-year short/full term - vote for one

Choice	Party	Absentee Voting		Total	
Robert Hamilton		126	100.00%	126	100.00%
Cast Votes:		126	100.00%	126	100.00%
Undervotes:		115		115	
Overvotes:		0		0	
Unresolved write-in votes:		2		2	

Precinct Results Report

2021 General Election

Run Time 4:49 PM

Run Date 11/22/2021

San Juan County

2021 General Election

11/2/2021

Page 188

Official Results**Registered Voters**

8349 of 14573 = 57.29%

Precincts Reporting

0 of 39 = 0.00%

25-B Orcas East

243 of 413 registered voters = 58.84%

Orcas Island Park & Recreation District Commissioner 1 - 2-year unexpired term - vote for one

Choice	Party	Absentee Voting		Total	
Dennis Dahl		135	100.00%	135	100.00%
	Cast Votes:	135	100.00%	135	100.00%
	Undervotes:	107		107	
	Overvotes:	0		0	
	Unresolved write-in votes:	1		1	

Orcas Island Park & Recreation District Commissioner 2 - 4-year term - vote for one

Choice	Party	Absentee Voting		Total	
Bob Eagan		143	100.00%	143	100.00%
	Cast Votes:	143	100.00%	143	100.00%
	Undervotes:	99		99	
	Overvotes:	0		0	
	Unresolved write-in votes:	1		1	

Orcas Island Park & Recreation District Commissioner 3 - 2-year unexpired term - vote for one

Choice	Party	Absentee Voting		Total	
Barry Madan		127	100.00%	127	100.00%
	Cast Votes:	127	100.00%	127	100.00%
	Undervotes:	115		115	
	Overvotes:	0		0	
	Unresolved write-in votes:	1		1	

Orcas Island Park & Recreation District Commissioner 4 - 4-year term - vote for one

Choice	Party	Absentee Voting		Total	
Justin Paulsen		135	100.00%	135	100.00%
	Cast Votes:	135	100.00%	135	100.00%
	Undervotes:	108		108	
	Overvotes:	0		0	
	Unresolved write-in votes:	0		0	

Precinct Results Report

2021 General Election

Run Time 4:49 PM
Run Date 11/22/2021**San Juan County**

2021 General Election

11/2/2021

Page 189

Official ResultsRegistered Voters
8349 of 14573 = 57.29%Precincts Reporting
0 of 39 = 0.00%**25-B Orcas East**

243 of 413 registered voters = 58.84%

Orcas Island Park & Recreation District Commissioner 5 - 4-year term - vote for one

Choice	Party	Absentee Voting		Total	
Deborah Jones		130	100.00%	130	100.00%
	Cast Votes:	130	100.00%	130	100.00%
	Undervotes:	111		111	
	Overvotes:	0		0	
	Unresolved write-in votes:	2		2	

SJC Public Hospital District No. 3 Commissioner 2 - 6-year term - vote for one

Choice	Party	Absentee Voting		Total	
Pegi A. Groundwater		131	100.00%	131	100.00%
	Cast Votes:	131	100.00%	131	100.00%
	Undervotes:	111		111	
	Overvotes:	0		0	
	Unresolved write-in votes:	1		1	

SJC Public Hospital District No. 3 Commissioner 5 - 6-year term - vote for one

Choice	Party	Absentee Voting		Total	
David Zoeller		139	100.00%	139	100.00%
	Cast Votes:	139	100.00%	139	100.00%
	Undervotes:	101		101	
	Overvotes:	0		0	
	Unresolved write-in votes:	3		3	

Eastsound Sewer & Water District Commissioner 3 - 6-year term - vote for one

Choice	Party	Absentee Voting		Total	
Greg Ayers		126	100.00%	126	100.00%
	Cast Votes:	126	100.00%	126	100.00%
	Undervotes:	115		115	
	Overvotes:	0		0	
	Unresolved write-in votes:	2		2	

Precinct Results Report

2021 General Election

Run Time 4:49 PM
Run Date 11/22/2021

San Juan County

2021 General Election

11/2/2021
Page 190

Official Results

Registered Voters
8349 of 14573 = 57.29%
Precincts Reporting
0 of 39 = 0.00%

25-B Orcas East

243 of 413 registered voters = 58.84%

Orcas Island Park & Recreation District Proposition No. 1 - Six Year Property Tax Levy

Choice	Party	Absentee Voting		Total	
Yes		153	66.23%	153	66.23%
No		78	33.77%	78	33.77%
	Cast Votes:	231	100.00%	231	100.00%
	Undervotes:	12		12	
	Overvotes:	0		0	
	Unresolved write-in votes:	0		0	

Precinct Results Report

2021 General Election

Run Time 4:49 PM
Run Date 11/22/2021**San Juan County**

2021 General Election

11/2/2021

Page 191

Official ResultsRegistered Voters
8349 of 14573 = 57.29%Precincts Reporting
0 of 39 = 0.00%**26 Blakely & Outer Is**

19 of 65 registered voters = 29.23%

Advisory Vote No. 36 Engrossed Second Substitute House Bill 1477

Choice	Party	Absentee Voting		Total	
Repealed		14	73.68%	14	73.68%
Maintained		5	26.32%	5	26.32%
Cast Votes:		19	100.00%	19	100.00%
Undervotes:		0		0	
Overvotes:		0		0	
Unresolved write-in votes:		0		0	

Advisory Vote No. 37 Engrossed Substitute Senate Bill 5096

Choice	Party	Absentee Voting		Total	
Repealed		14	73.68%	14	73.68%
Maintained		5	26.32%	5	26.32%
Cast Votes:		19	100.00%	19	100.00%
Undervotes:		0		0	
Overvotes:		0		0	
Unresolved write-in votes:		0		0	

Advisory Vote No. 38 Second Substitute Senate Bill 5315

Choice	Party	Absentee Voting		Total	
Repealed		10	55.56%	10	55.56%
Maintained		8	44.44%	8	44.44%
Cast Votes:		18	100.00%	18	100.00%
Undervotes:		1		1	
Overvotes:		0		0	
Unresolved write-in votes:		0		0	

Charter Amendment Proposition No. 1

Choice	Party	Absentee Voting		Total	
Approved		8	47.06%	8	47.06%
Rejected		9	52.94%	9	52.94%
Cast Votes:		17	100.00%	17	100.00%
Undervotes:		2		2	
Overvotes:		0		0	
Unresolved write-in votes:		0		0	

Precinct Results Report

2021 General Election

Run Time 4:49 PM

Run Date 11/22/2021

San Juan County

2021 General Election

11/2/2021

Page 192

Official Results**Registered Voters**

8349 of 14573 = 57.29%

Precincts Reporting

0 of 39 = 0.00%

26 Blakely & Outer Is

19 of 65 registered voters = 29.23%

Charter Amendment Proposition No. 2

Choice	Party	Absentee Voting		Total	
Approved		15	78.95%	15	78.95%
Rejected		4	21.05%	4	21.05%
Cast Votes:		19	100.00%	19	100.00%
Undervotes:		0		0	
Overvotes:		0		0	
Unresolved write-in votes:		0		0	

Charter Amendment Proposition No. 3

Choice	Party	Absentee Voting		Total	
Approved		6	31.58%	6	31.58%
Rejected		13	68.42%	13	68.42%
Cast Votes:		19	100.00%	19	100.00%
Undervotes:		0		0	
Overvotes:		0		0	
Unresolved write-in votes:		0		0	

Charter Amendment Proposition No. 4

Choice	Party	Absentee Voting		Total	
Approved		4	23.53%	4	23.53%
Rejected		13	76.47%	13	76.47%
Cast Votes:		17	100.00%	17	100.00%
Undervotes:		2		2	
Overvotes:		0		0	
Unresolved write-in votes:		0		0	

Charter Amendment Proposition No. 5

Choice	Party	Absentee Voting		Total	
Approved		8	44.44%	8	44.44%
Rejected		10	55.56%	10	55.56%
Cast Votes:		18	100.00%	18	100.00%
Undervotes:		1		1	
Overvotes:		0		0	
Unresolved write-in votes:		0		0	

Precinct Results Report

2021 General Election

Run Time 4:49 PM
Run Date 11/22/2021**San Juan County**

2021 General Election

11/2/2021

Page 193

Official ResultsRegistered Voters
8349 of 14573 = 57.29%Precincts Reporting
0 of 39 = 0.00%**26 Blakely & Outer Is**

19 of 65 registered voters = 29.23%

Charter Amendment Proposition No. 6

Choice	Party	Absentee Voting		Total	
Approved		3	16.67%	3	16.67%
Rejected		15	83.33%	15	83.33%
	Cast Votes:	18	100.00%	18	100.00%
	Undervotes:	1		1	
	Overvotes:	0		0	
	Unresolved write-in votes:	0		0	

Orcas Island School District No. 137 Director 1 - 4-year term - vote for one

Choice	Party	Absentee Voting		Total	
Chris Sutton		8	100.00%	8	100.00%
	Cast Votes:	8	100.00%	8	100.00%
	Undervotes:	11		11	
	Overvotes:	0		0	
	Unresolved write-in votes:	0		0	

Orcas Island School District No. 137 Director 2 - 4-year term - vote for one

Choice	Party	Absentee Voting		Total	
Bridget Broderick		8	100.00%	8	100.00%
	Cast Votes:	8	100.00%	8	100.00%
	Undervotes:	11		11	
	Overvotes:	0		0	
	Unresolved write-in votes:	0		0	

Orcas Island School District No. 137 Director 3 - 4-year term - vote for one

Choice	Party	Absentee Voting		Total	
Linda Sheridan		10	100.00%	10	100.00%
	Cast Votes:	10	100.00%	10	100.00%
	Undervotes:	9		9	
	Overvotes:	0		0	
	Unresolved write-in votes:	0		0	

Precinct Results Report

2021 General Election

Run Time 4:49 PM
Run Date 11/22/2021**San Juan County**

2021 General Election

11/2/2021
Page 194**Official Results**Registered Voters
8349 of 14573 = 57.29%
Precincts Reporting
0 of 39 = 0.00%**31-A Lopez North**

631 of 1,083 registered voters = 58.26%

Advisory Vote No. 36 Engrossed Second Substitute House Bill 1477

Choice	Party	Absentee Voting		Total	
Repealed		220	37.67%	220	37.67%
Maintained		364	62.33%	364	62.33%
Cast Votes:		584	100.00%	584	100.00%
Undervotes:		47		47	
Overvotes:		0		0	
Unresolved write-in votes:		0		0	

Advisory Vote No. 37 Engrossed Substitute Senate Bill 5096

Choice	Party	Absentee Voting		Total	
Repealed		274	47.08%	274	47.08%
Maintained		308	52.92%	308	52.92%
Cast Votes:		582	100.00%	582	100.00%
Undervotes:		49		49	
Overvotes:		0		0	
Unresolved write-in votes:		0		0	

Advisory Vote No. 38 Second Substitute Senate Bill 5315

Choice	Party	Absentee Voting		Total	
Repealed		220	40.22%	220	40.22%
Maintained		327	59.78%	327	59.78%
Cast Votes:		547	100.00%	547	100.00%
Undervotes:		84		84	
Overvotes:		0		0	
Unresolved write-in votes:		0		0	

Charter Amendment Proposition No. 1

Choice	Party	Absentee Voting		Total	
Approved		284	47.49%	284	47.49%
Rejected		314	52.51%	314	52.51%
Cast Votes:		598	100.00%	598	100.00%
Undervotes:		33		33	
Overvotes:		0		0	
Unresolved write-in votes:		0		0	

Precinct Results Report

2021 General Election

Run Time 4:49 PM
Run Date 11/22/2021

San Juan County

2021 General Election

11/2/2021

Page 195

Official Results

Registered Voters
8349 of 14573 = 57.29%

Precincts Reporting
0 of 39 = 0.00%

31-A Lopez North

631 of 1,083 registered voters = 58.26%

Charter Amendment Proposition No. 2

Choice	Party	Absentee Voting		Total	
Approved		451	76.18%	451	76.18%
Rejected		141	23.82%	141	23.82%
Cast Votes:		592	100.00%	592	100.00%
Undervotes:		39		39	
Overvotes:		0		0	
Unresolved write-in votes:		0		0	

Charter Amendment Proposition No. 3

Choice	Party	Absentee Voting		Total	
Approved		211	35.58%	211	35.58%
Rejected		382	64.42%	382	64.42%
Cast Votes:		593	100.00%	593	100.00%
Undervotes:		38		38	
Overvotes:		0		0	
Unresolved write-in votes:		0		0	

Charter Amendment Proposition No. 4

Choice	Party	Absentee Voting		Total	
Approved		144	25.31%	144	25.31%
Rejected		425	74.69%	425	74.69%
Cast Votes:		569	100.00%	569	100.00%
Undervotes:		62		62	
Overvotes:		0		0	
Unresolved write-in votes:		0		0	

Charter Amendment Proposition No. 5

Choice	Party	Absentee Voting		Total	
Approved		308	52.92%	308	52.92%
Rejected		274	47.08%	274	47.08%
Cast Votes:		582	100.00%	582	100.00%
Undervotes:		49		49	
Overvotes:		0		0	
Unresolved write-in votes:		0		0	

Precinct Results Report

2021 General Election

Run Time 4:49 PM
Run Date 11/22/2021**San Juan County**

2021 General Election

11/2/2021

Page 196

Official ResultsRegistered Voters
8349 of 14573 = 57.29%Precincts Reporting
0 of 39 = 0.00%**31-A Lopez North**

631 of 1,083 registered voters = 58.26%

Charter Amendment Proposition No. 6

Choice	Party	Absentee Voting		Total	
Approved		174	29.90%	174	29.90%
Rejected		408	70.10%	408	70.10%
Cast Votes:		582	100.00%	582	100.00%
Undervotes:		49		49	
Overvotes:		0		0	
Unresolved write-in votes:		0		0	

Lopez Island School District No. 144 Director 1 - 4-year term - vote for one

Choice	Party	Absentee Voting		Total	
Sarah Rabel		451	100.00%	451	100.00%
Cast Votes:		451	100.00%	451	100.00%
Undervotes:		172		172	
Overvotes:		0		0	
Unresolved write-in votes:		8		8	

Lopez Island School District No. 144 Director 2 - 4-year term - vote for one

Choice	Party	Absentee Voting		Total	
Kirman Taylor		391	100.00%	391	100.00%
Cast Votes:		391	100.00%	391	100.00%
Undervotes:		220		220	
Overvotes:		0		0	
Unresolved write-in votes:		20		20	

Lopez Island School District No. 144 Director 5 - 2-year unexpired term - vote for one

Choice	Party	Absentee Voting		Total	
Kelli Carrier		419	100.00%	419	100.00%
Cast Votes:		419	100.00%	419	100.00%
Undervotes:		207		207	
Overvotes:		0		0	
Unresolved write-in votes:		5		5	

Precinct Results Report

2021 General Election

Run Time 4:49 PM
Run Date 11/22/2021**San Juan County**

2021 General Election

11/2/2021

Page 197

Official ResultsRegistered Voters
8349 of 14573 = 57.29%Precincts Reporting
0 of 39 = 0.00%**31-A Lopez North**

631 of 1,083 registered voters = 58.26%

SJC Fire Protection District No. 4 Commissioner 2 - 6-year term - vote for one

Choice	Party	Absentee Voting		Total	
Phil Paige		393	100.00%	393	100.00%
	Cast Votes:	393	100.00%	393	100.00%
	Undervotes:	226		226	
	Overvotes:	0		0	
	Unresolved write-in votes:	12		12	

Port of Lopez Commissioner 3 - 4-year term - vote for one

Choice	Party	Absentee Voting		Total	
Paul Henriksen		456	100.00%	456	100.00%
	Cast Votes:	456	100.00%	456	100.00%
	Undervotes:	166		166	
	Overvotes:	0		0	
	Unresolved write-in votes:	9		9	

SJC Public Hospital District No. 2 Commissioner 1 - 6-year term - vote for one

Choice	Party	Absentee Voting		Total	
Christa Campbell		434	100.00%	434	100.00%
	Cast Votes:	434	100.00%	434	100.00%
	Undervotes:	185		185	
	Overvotes:	0		0	
	Unresolved write-in votes:	12		12	

SJC Public Hospital District No. 2 Commissioner 2 - 4-year unexpired term - vote for one

Choice	Party	Absentee Voting		Total	
Steven Greenstein		225	45.64%	225	45.64%
Karen Hattman		268	54.36%	268	54.36%
	Cast Votes:	493	100.00%	493	100.00%
	Undervotes:	134		134	
	Overvotes:	2		2	
	Unresolved write-in votes:	2		2	

Precinct Results Report

2021 General Election

Run Time 4:49 PM
Run Date 11/22/2021

San Juan County

2021 General Election

11/2/2021

Page 198

Official Results

Registered Voters
8349 of 14573 = 57.29%

Precincts Reporting
0 of 39 = 0.00%

31-A Lopez North

631 of 1,083 registered voters = 58.26%

SJC Public Hospital District No. 2 Commissioner 3 - 6-year term - vote for one

Choice	Party	Absentee Voting		Total	
Iris Graville		472	100.00%	472	100.00%
	Cast Votes:	472	100.00%	472	100.00%
	Undervotes:	150		150	
	Overvotes:	0		0	
	Unresolved write-in votes:	9		9	

Lopez Solid Waste Disposal District Proposition No. 1 - Excess Property Tax Levy for 2022

Choice	Party	Absentee Voting		Total	
Yes		523	84.63%	523	84.63%
No		95	15.37%	95	15.37%
	Cast Votes:	618	100.00%	618	100.00%
	Undervotes:	13		13	
	Overvotes:	0		0	
	Unresolved write-in votes:	0		0	

Precinct Results Report

2021 General Election

Run Time 4:49 PM

Run Date 11/22/2021

San Juan County

2021 General Election

11/2/2021

Page 199

Official Results**Registered Voters**

8349 of 14573 = 57.29%

Precincts Reporting

0 of 39 = 0.00%

31-B Lopez North

131 of 244 registered voters = 53.69%

Advisory Vote No. 36 Engrossed Second Substitute House Bill 1477

Choice	Party	Absentee Voting		Total	
Repealed		38	30.89%	38	30.89%
Maintained		85	69.11%	85	69.11%
Cast Votes:		123	100.00%	123	100.00%
Undervotes:		8		8	
Overvotes:		0		0	
Unresolved write-in votes:		0		0	

Advisory Vote No. 37 Engrossed Substitute Senate Bill 5096

Choice	Party	Absentee Voting		Total	
Repealed		42	34.15%	42	34.15%
Maintained		81	65.85%	81	65.85%
Cast Votes:		123	100.00%	123	100.00%
Undervotes:		8		8	
Overvotes:		0		0	
Unresolved write-in votes:		0		0	

Advisory Vote No. 38 Second Substitute Senate Bill 5315

Choice	Party	Absentee Voting		Total	
Repealed		38	32.76%	38	32.76%
Maintained		78	67.24%	78	67.24%
Cast Votes:		116	100.00%	116	100.00%
Undervotes:		15		15	
Overvotes:		0		0	
Unresolved write-in votes:		0		0	

Charter Amendment Proposition No. 1

Choice	Party	Absentee Voting		Total	
Approved		77	61.60%	77	61.60%
Rejected		48	38.40%	48	38.40%
Cast Votes:		125	100.00%	125	100.00%
Undervotes:		6		6	
Overvotes:		0		0	
Unresolved write-in votes:		0		0	

Precinct Results Report

2021 General Election

Run Time 4:49 PM

Run Date 11/22/2021

San Juan County

2021 General Election

11/2/2021

Page 200

Official Results**Registered Voters**

8349 of 14573 = 57.29%

Precincts Reporting

0 of 39 = 0.00%

31-B Lopez North

131 of 244 registered voters = 53.69%

Charter Amendment Proposition No. 2

Choice	Party	Absentee Voting		Total	
Approved		97	78.23%	97	78.23%
Rejected		27	21.77%	27	21.77%
Cast Votes:		124	100.00%	124	100.00%
Undervotes:		7		7	
Overvotes:		0		0	
Unresolved write-in votes:		0		0	

Charter Amendment Proposition No. 3

Choice	Party	Absentee Voting		Total	
Approved		67	53.17%	67	53.17%
Rejected		59	46.83%	59	46.83%
Cast Votes:		126	100.00%	126	100.00%
Undervotes:		5		5	
Overvotes:		0		0	
Unresolved write-in votes:		0		0	

Charter Amendment Proposition No. 4

Choice	Party	Absentee Voting		Total	
Approved		46	39.32%	46	39.32%
Rejected		71	60.68%	71	60.68%
Cast Votes:		117	100.00%	117	100.00%
Undervotes:		14		14	
Overvotes:		0		0	
Unresolved write-in votes:		0		0	

Charter Amendment Proposition No. 5

Choice	Party	Absentee Voting		Total	
Approved		80	66.12%	80	66.12%
Rejected		41	33.88%	41	33.88%
Cast Votes:		121	100.00%	121	100.00%
Undervotes:		10		10	
Overvotes:		0		0	
Unresolved write-in votes:		0		0	

Precinct Results Report

2021 General Election

Run Time 4:49 PM
Run Date 11/22/2021

San Juan County

2021 General Election

11/2/2021

Page 201

Official Results

Registered Voters
8349 of 14573 = 57.29%

Precincts Reporting
0 of 39 = 0.00%

31-B Lopez North

131 of 244 registered voters = 53.69%

Charter Amendment Proposition No. 6

Choice	Party	Absentee Voting		Total	
Approved		62	50.41%	62	50.41%
Rejected		61	49.59%	61	49.59%
	Cast Votes:	123	100.00%	123	100.00%
	Undervotes:	8		8	
	Overvotes:	0		0	
	Unresolved write-in votes:	0		0	

Lopez Island School District No. 144 Director 1 - 4-year term - vote for one

Choice	Party	Absentee Voting		Total	
Sarah Rabel		109	100.00%	109	100.00%
	Cast Votes:	109	100.00%	109	100.00%
	Undervotes:	21		21	
	Overvotes:	0		0	
	Unresolved write-in votes:	1		1	

Lopez Island School District No. 144 Director 2 - 4-year term - vote for one

Choice	Party	Absentee Voting		Total	
Kirman Taylor		90	100.00%	90	100.00%
	Cast Votes:	90	100.00%	90	100.00%
	Undervotes:	36		36	
	Overvotes:	0		0	
	Unresolved write-in votes:	5		5	

Lopez Island School District No. 144 Director 5 - 2-year unexpired term - vote for one

Choice	Party	Absentee Voting		Total	
Kelli Carrier		104	100.00%	104	100.00%
	Cast Votes:	104	100.00%	104	100.00%
	Undervotes:	26		26	
	Overvotes:	0		0	
	Unresolved write-in votes:	1		1	

Precinct Results Report

2021 General Election

Run Time 4:49 PM
Run Date 11/22/2021**San Juan County**

2021 General Election

11/2/2021

Page 202

Official ResultsRegistered Voters
8349 of 14573 = 57.29%Precincts Reporting
0 of 39 = 0.00%**31-B Lopez North**

131 of 244 registered voters = 53.69%

SJC Fire Protection District No. 4 Commissioner 2 - 6-year term - vote for one

Choice	Party	Absentee Voting		Total	
Phil Paige		86	100.00%	86	100.00%
	Cast Votes:	86	100.00%	86	100.00%
	Undervotes:	40		40	
	Overvotes:	0		0	
	Unresolved write-in votes:	5		5	

Port of Lopez Commissioner 3 - 4-year term - vote for one

Choice	Party	Absentee Voting		Total	
Paul Henriksen		102	100.00%	102	100.00%
	Cast Votes:	102	100.00%	102	100.00%
	Undervotes:	28		28	
	Overvotes:	0		0	
	Unresolved write-in votes:	1		1	

SJC Public Hospital District No. 2 Commissioner 1 - 6-year term - vote for one

Choice	Party	Absentee Voting		Total	
Christa Campbell		104	100.00%	104	100.00%
	Cast Votes:	104	100.00%	104	100.00%
	Undervotes:	26		26	
	Overvotes:	0		0	
	Unresolved write-in votes:	1		1	

SJC Public Hospital District No. 2 Commissioner 2 - 4-year unexpired term - vote for one

Choice	Party	Absentee Voting		Total	
Steven Greenstein		41	38.32%	41	38.32%
Karen Hattman		66	61.68%	66	61.68%
	Cast Votes:	107	100.00%	107	100.00%
	Undervotes:	22		22	
	Overvotes:	0		0	
	Unresolved write-in votes:	2		2	

Precinct Results Report

2021 General Election

Run Time 4:49 PM
Run Date 11/22/2021**San Juan County**

2021 General Election

11/2/2021

Page 203

Official ResultsRegistered Voters
8349 of 14573 = 57.29%Precincts Reporting
0 of 39 = 0.00%**31-B Lopez North**

131 of 244 registered voters = 53.69%

SJC Public Hospital District No. 2 Commissioner 3 - 6-year term - vote for one

Choice	Party	Absentee Voting		Total	
Iris Graville		103	100.00%	103	100.00%
	Cast Votes:	103	100.00%	103	100.00%
	Undervotes:	26		26	
	Overvotes:	0		0	
	Unresolved write-in votes:	2		2	

Fisherman Bay Sewer District Commissioner 3 - 6-year term - vote for one

Choice	Party	Absentee Voting		Total	
Christopher R. Ledbetter		83	100.00%	83	100.00%
	Cast Votes:	83	100.00%	83	100.00%
	Undervotes:	45		45	
	Overvotes:	0		0	
	Unresolved write-in votes:	3		3	

Lopez Solid Waste Disposal District Proposition No. 1 - Excess Property Tax Levy for 2022

Choice	Party	Absentee Voting		Total	
Yes		107	86.29%	107	86.29%
No		17	13.71%	17	13.71%
	Cast Votes:	124	100.00%	124	100.00%
	Undervotes:	7		7	
	Overvotes:	0		0	
	Unresolved write-in votes:	0		0	

Precinct Results Report

2021 General Election

Run Time 4:49 PM
Run Date 11/22/2021**San Juan County**

2021 General Election

11/2/2021
Page 204**Official Results**Registered Voters
8349 of 14573 = 57.29%Precincts Reporting
0 of 39 = 0.00%**32-A Lopez South**

502 of 920 registered voters = 54.57%

Advisory Vote No. 36 Engrossed Second Substitute House Bill 1477

Choice	Party	Absentee Voting		Total	
Repealed		168	36.13%	168	36.13%
Maintained		297	63.87%	297	63.87%
Cast Votes:		465	100.00%	465	100.00%
Undervotes:		37		37	
Overvotes:		0		0	
Unresolved write-in votes:		0		0	

Advisory Vote No. 37 Engrossed Substitute Senate Bill 5096

Choice	Party	Absentee Voting		Total	
Repealed		175	38.46%	175	38.46%
Maintained		280	61.54%	280	61.54%
Cast Votes:		455	100.00%	455	100.00%
Undervotes:		47		47	
Overvotes:		0		0	
Unresolved write-in votes:		0		0	

Advisory Vote No. 38 Second Substitute Senate Bill 5315

Choice	Party	Absentee Voting		Total	
Repealed		157	35.84%	157	35.84%
Maintained		281	64.16%	281	64.16%
Cast Votes:		438	100.00%	438	100.00%
Undervotes:		64		64	
Overvotes:		0		0	
Unresolved write-in votes:		0		0	

Charter Amendment Proposition No. 1

Choice	Party	Absentee Voting		Total	
Approved		264	54.66%	264	54.66%
Rejected		219	45.34%	219	45.34%
Cast Votes:		483	100.00%	483	100.00%
Undervotes:		19		19	
Overvotes:		0		0	
Unresolved write-in votes:		0		0	

Precinct Results Report

2021 General Election

Run Time 4:49 PM
Run Date 11/22/2021**San Juan County**

2021 General Election

11/2/2021

Page 205

Official ResultsRegistered Voters
8349 of 14573 = 57.29%Precincts Reporting
0 of 39 = 0.00%**32-A Lopez South**

502 of 920 registered voters = 54.57%

Charter Amendment Proposition No. 2

Choice	Party	Absentee Voting		Total	
Approved		370	76.92%	370	76.92%
Rejected		111	23.08%	111	23.08%
	Cast Votes:	481	100.00%	481	100.00%
	Undervotes:	21		21	
	Overvotes:	0		0	
	Unresolved write-in votes:	0		0	

Charter Amendment Proposition No. 3

Choice	Party	Absentee Voting		Total	
Approved		209	43.72%	209	43.72%
Rejected		269	56.28%	269	56.28%
	Cast Votes:	478	100.00%	478	100.00%
	Undervotes:	24		24	
	Overvotes:	0		0	
	Unresolved write-in votes:	0		0	

Charter Amendment Proposition No. 4

Choice	Party	Absentee Voting		Total	
Approved		156	33.84%	156	33.84%
Rejected		305	66.16%	305	66.16%
	Cast Votes:	461	100.00%	461	100.00%
	Undervotes:	41		41	
	Overvotes:	0		0	
	Unresolved write-in votes:	0		0	

Charter Amendment Proposition No. 5

Choice	Party	Absentee Voting		Total	
Approved		313	65.76%	313	65.76%
Rejected		163	34.24%	163	34.24%
	Cast Votes:	476	100.00%	476	100.00%
	Undervotes:	26		26	
	Overvotes:	0		0	
	Unresolved write-in votes:	0		0	

Precinct Results Report

2021 General Election

Run Time 4:49 PM
Run Date 11/22/2021**San Juan County**

2021 General Election

11/2/2021
Page 206**Official Results**Registered Voters
8349 of 14573 = 57.29%Precincts Reporting
0 of 39 = 0.00%**32-A Lopez South**

502 of 920 registered voters = 54.57%

Charter Amendment Proposition No. 6

Choice	Party	Absentee Voting		Total	
Approved		189	40.30%	189	40.30%
Rejected		280	59.70%	280	59.70%
	Cast Votes:	469	100.00%	469	100.00%
	Undervotes:	33		33	
	Overvotes:	0		0	
	Unresolved write-in votes:	0		0	

Lopez Island School District No. 144 Director 1 - 4-year term - vote for one

Choice	Party	Absentee Voting		Total	
Sarah Rabel		350	100.00%	350	100.00%
	Cast Votes:	350	100.00%	350	100.00%
	Undervotes:	139		139	
	Overvotes:	0		0	
	Unresolved write-in votes:	13		13	

Lopez Island School District No. 144 Director 2 - 4-year term - vote for one

Choice	Party	Absentee Voting		Total	
Kirman Taylor		322	100.00%	322	100.00%
	Cast Votes:	322	100.00%	322	100.00%
	Undervotes:	167		167	
	Overvotes:	0		0	
	Unresolved write-in votes:	13		13	

Lopez Island School District No. 144 Director 5 - 2-year unexpired term - vote for one

Choice	Party	Absentee Voting		Total	
Kelli Carrier		341	100.00%	341	100.00%
	Cast Votes:	341	100.00%	341	100.00%
	Undervotes:	155		155	
	Overvotes:	0		0	
	Unresolved write-in votes:	6		6	

Precinct Results Report

2021 General Election

Run Time 4:49 PM
Run Date 11/22/2021**San Juan County**

2021 General Election

11/2/2021

Page 207

Official ResultsRegistered Voters
8349 of 14573 = 57.29%Precincts Reporting
0 of 39 = 0.00%**32-A Lopez South**

502 of 920 registered voters = 54.57%

SJC Fire Protection District No. 4 Commissioner 2 - 6-year term - vote for one

Choice	Party	Absentee Voting		Total	
Phil Paige		335	100.00%	335	100.00%
	Cast Votes:	335	100.00%	335	100.00%
	Undervotes:	162		162	
	Overvotes:	0		0	
	Unresolved write-in votes:	5		5	

Port of Lopez Commissioner 3 - 4-year term - vote for one

Choice	Party	Absentee Voting		Total	
Paul Henriksen		349	100.00%	349	100.00%
	Cast Votes:	349	100.00%	349	100.00%
	Undervotes:	146		146	
	Overvotes:	0		0	
	Unresolved write-in votes:	7		7	

SJC Public Hospital District No. 2 Commissioner 1 - 6-year term - vote for one

Choice	Party	Absentee Voting		Total	
Christa Campbell		359	100.00%	359	100.00%
	Cast Votes:	359	100.00%	359	100.00%
	Undervotes:	138		138	
	Overvotes:	0		0	
	Unresolved write-in votes:	5		5	

SJC Public Hospital District No. 2 Commissioner 2 - 4-year unexpired term - vote for one

Choice	Party	Absentee Voting		Total	
Steven Greenstein		138	35.38%	138	35.38%
Karen Hattman		252	64.62%	252	64.62%
	Cast Votes:	390	100.00%	390	100.00%
	Undervotes:	108		108	
	Overvotes:	0		0	
	Unresolved write-in votes:	4		4	

Precinct Results Report

2021 General Election

Run Time 4:49 PM
Run Date 11/22/2021

San Juan County

2021 General Election

11/2/2021
Page 208

Official Results

Registered Voters
8349 of 14573 = 57.29%
Precincts Reporting
0 of 39 = 0.00%

32-A Lopez South

502 of 920 registered voters = 54.57%

SJC Public Hospital District No. 2 Commissioner 3 - 6-year term - vote for one

Choice	Party	Absentee Voting		Total	
Iris Graville		370	100.00%	370	100.00%
	Cast Votes:	370	100.00%	370	100.00%
	Undervotes:	124		124	
	Overvotes:	0		0	
	Unresolved write-in votes:	8		8	

Lopez Solid Waste Disposal District Proposition No. 1 - Excess Property Tax Levy for 2022

Choice	Party	Absentee Voting		Total	
Yes		406	82.86%	406	82.86%
No		84	17.14%	84	17.14%
	Cast Votes:	490	100.00%	490	100.00%
	Undervotes:	12		12	
	Overvotes:	0		0	
	Unresolved write-in votes:	0		0	

Precinct Results Report

2021 General Election

Run Time 4:49 PM
Run Date 11/22/2021**San Juan County**

2021 General Election

11/2/2021

Page 209

Official ResultsRegistered Voters
8349 of 14573 = 57.29%Precincts Reporting
0 of 39 = 0.00%**32-B Lopez South**

43 of 68 registered voters = 63.24%

Advisory Vote No. 36 Engrossed Second Substitute House Bill 1477

Choice	Party	Absentee Voting		Total	
Repealed		17	47.22%	17	47.22%
Maintained		19	52.78%	19	52.78%
Cast Votes:		36	100.00%	36	100.00%
Undervotes:		7		7	
Overvotes:		0		0	
Unresolved write-in votes:		0		0	

Advisory Vote No. 37 Engrossed Substitute Senate Bill 5096

Choice	Party	Absentee Voting		Total	
Repealed		19	48.72%	19	48.72%
Maintained		20	51.28%	20	51.28%
Cast Votes:		39	100.00%	39	100.00%
Undervotes:		4		4	
Overvotes:		0		0	
Unresolved write-in votes:		0		0	

Advisory Vote No. 38 Second Substitute Senate Bill 5315

Choice	Party	Absentee Voting		Total	
Repealed		16	47.06%	16	47.06%
Maintained		18	52.94%	18	52.94%
Cast Votes:		34	100.00%	34	100.00%
Undervotes:		9		9	
Overvotes:		0		0	
Unresolved write-in votes:		0		0	

Charter Amendment Proposition No. 1

Choice	Party	Absentee Voting		Total	
Approved		14	38.89%	14	38.89%
Rejected		22	61.11%	22	61.11%
Cast Votes:		36	100.00%	36	100.00%
Undervotes:		7		7	
Overvotes:		0		0	
Unresolved write-in votes:		0		0	

Precinct Results Report

2021 General Election

Run Time 4:49 PM
Run Date 11/22/2021**San Juan County**

2021 General Election

11/2/2021

Page 210

Official ResultsRegistered Voters
8349 of 14573 = 57.29%Precincts Reporting
0 of 39 = 0.00%**32-B Lopez South**

43 of 68 registered voters = 63.24%

Charter Amendment Proposition No. 2

Choice	Party	Absentee Voting		Total	
Approved		30	78.95%	30	78.95%
Rejected		8	21.05%	8	21.05%
	Cast Votes:	38	100.00%	38	100.00%
	Undervotes:	5		5	
	Overvotes:	0		0	
	Unresolved write-in votes:	0		0	

Charter Amendment Proposition No. 3

Choice	Party	Absentee Voting		Total	
Approved		11	28.95%	11	28.95%
Rejected		27	71.05%	27	71.05%
	Cast Votes:	38	100.00%	38	100.00%
	Undervotes:	5		5	
	Overvotes:	0		0	
	Unresolved write-in votes:	0		0	

Charter Amendment Proposition No. 4

Choice	Party	Absentee Voting		Total	
Approved		12	34.29%	12	34.29%
Rejected		23	65.71%	23	65.71%
	Cast Votes:	35	100.00%	35	100.00%
	Undervotes:	8		8	
	Overvotes:	0		0	
	Unresolved write-in votes:	0		0	

Charter Amendment Proposition No. 5

Choice	Party	Absentee Voting		Total	
Approved		20	54.05%	20	54.05%
Rejected		17	45.95%	17	45.95%
	Cast Votes:	37	100.00%	37	100.00%
	Undervotes:	6		6	
	Overvotes:	0		0	
	Unresolved write-in votes:	0		0	

Precinct Results Report

2021 General Election

Run Time 4:49 PM
Run Date 11/22/2021**San Juan County**

2021 General Election

11/2/2021

Page 211

Official ResultsRegistered Voters
8349 of 14573 = 57.29%Precincts Reporting
0 of 39 = 0.00%**32-B Lopez South**

43 of 68 registered voters = 63.24%

Charter Amendment Proposition No. 6

Choice	Party	Absentee Voting		Total	
Approved		10	26.32%	10	26.32%
Rejected		28	73.68%	28	73.68%
Cast Votes:		38	100.00%	38	100.00%
Undervotes:		5		5	
Overvotes:		0		0	
Unresolved write-in votes:		0		0	

Lopez Island School District No. 144 Director 1 - 4-year term - vote for one

Choice	Party	Absentee Voting		Total	
Sarah Rabel		25	100.00%	25	100.00%
Cast Votes:		25	100.00%	25	100.00%
Undervotes:		17		17	
Overvotes:		0		0	
Unresolved write-in votes:		1		1	

Lopez Island School District No. 144 Director 2 - 4-year term - vote for one

Choice	Party	Absentee Voting		Total	
Kirman Taylor		23	100.00%	23	100.00%
Cast Votes:		23	100.00%	23	100.00%
Undervotes:		17		17	
Overvotes:		0		0	
Unresolved write-in votes:		3		3	

Lopez Island School District No. 144 Director 5 - 2-year unexpired term - vote for one

Choice	Party	Absentee Voting		Total	
Kelli Carrier		23	100.00%	23	100.00%
Cast Votes:		23	100.00%	23	100.00%
Undervotes:		20		20	
Overvotes:		0		0	
Unresolved write-in votes:		0		0	

Precinct Results Report

2021 General Election

Run Time 4:49 PM
Run Date 11/22/2021**San Juan County**

2021 General Election

11/2/2021

Page 212

Official ResultsRegistered Voters
8349 of 14573 = 57.29%Precincts Reporting
0 of 39 = 0.00%**32-B Lopez South**

43 of 68 registered voters = 63.24%

SJC Fire Protection District No. 4 Commissioner 2 - 6-year term - vote for one

Choice	Party	Absentee Voting		Total	
Phil Paige		25	100.00%	25	100.00%
	Cast Votes:	25	100.00%	25	100.00%
	Undervotes:	18		18	
	Overvotes:	0		0	
	Unresolved write-in votes:	0		0	

Port of Lopez Commissioner 3 - 4-year term - vote for one

Choice	Party	Absentee Voting		Total	
Paul Henriksen		24	100.00%	24	100.00%
	Cast Votes:	24	100.00%	24	100.00%
	Undervotes:	19		19	
	Overvotes:	0		0	
	Unresolved write-in votes:	0		0	

SJC Public Hospital District No. 2 Commissioner 1 - 6-year term - vote for one

Choice	Party	Absentee Voting		Total	
Christa Campbell		27	100.00%	27	100.00%
	Cast Votes:	27	100.00%	27	100.00%
	Undervotes:	16		16	
	Overvotes:	0		0	
	Unresolved write-in votes:	0		0	

SJC Public Hospital District No. 2 Commissioner 2 - 4-year unexpired term - vote for one

Choice	Party	Absentee Voting		Total	
Steven Greenstein		15	48.39%	15	48.39%
Karen Hattman		16	51.61%	16	51.61%
	Cast Votes:	31	100.00%	31	100.00%
	Undervotes:	12		12	
	Overvotes:	0		0	
	Unresolved write-in votes:	0		0	

Precinct Results Report

2021 General Election

Run Time 4:49 PM

Run Date 11/22/2021

San Juan County

2021 General Election

11/2/2021

Page 213

Official Results**Registered Voters**

8349 of 14573 = 57.29%

Precincts Reporting

0 of 39 = 0.00%

32-B Lopez South

43 of 68 registered voters = 63.24%

SJC Public Hospital District No. 2 Commissioner 3 - 6-year term - vote for one

Choice	Party	Absentee Voting		Total	
Iris Graville		25	100.00%	25	100.00%
	Cast Votes:	25	100.00%	25	100.00%
	Undervotes:	18		18	
	Overvotes:	0		0	
	Unresolved write-in votes:	0		0	

MacKaye Harbor Water District Commissioner 1 - 6-year term - vote for one

Choice	Party	Absentee Voting		Total	
Walt Krumbholz		26	76.47%	26	76.47%
Dean Anderson		8	23.53%	8	23.53%
	Cast Votes:	34	100.00%	34	100.00%
	Undervotes:	9		9	
	Overvotes:	0		0	
	Unresolved write-in votes:	0		0	

Lopez Solid Waste Disposal District Proposition No. 1 - Excess Property Tax Levy for 2022

Choice	Party	Absentee Voting		Total	
Yes		34	80.95%	34	80.95%
No		8	19.05%	8	19.05%
	Cast Votes:	42	100.00%	42	100.00%
	Undervotes:	1		1	
	Overvotes:	0		0	
	Unresolved write-in votes:	0		0	

Precinct Results Report

2021 General Election

Run Time 4:49 PM
Run Date 11/22/2021**San Juan County**

2021 General Election

11/2/2021

Page 214

Official ResultsRegistered Voters
8349 of 14573 = 57.29%Precincts Reporting
0 of 39 = 0.00%**33 Decatur & Outer Is**

63 of 136 registered voters = 46.32%

Advisory Vote No. 36 Engrossed Second Substitute House Bill 1477

Choice	Party	Absentee Voting		Total	
Repealed		29	48.33%	29	48.33%
Maintained		31	51.67%	31	51.67%
Cast Votes:		60	100.00%	60	100.00%
Undervotes:		3		3	
Overvotes:		0		0	
Unresolved write-in votes:		0		0	

Advisory Vote No. 37 Engrossed Substitute Senate Bill 5096

Choice	Party	Absentee Voting		Total	
Repealed		32	53.33%	32	53.33%
Maintained		28	46.67%	28	46.67%
Cast Votes:		60	100.00%	60	100.00%
Undervotes:		3		3	
Overvotes:		0		0	
Unresolved write-in votes:		0		0	

Advisory Vote No. 38 Second Substitute Senate Bill 5315

Choice	Party	Absentee Voting		Total	
Repealed		28	47.46%	28	47.46%
Maintained		31	52.54%	31	52.54%
Cast Votes:		59	100.00%	59	100.00%
Undervotes:		4		4	
Overvotes:		0		0	
Unresolved write-in votes:		0		0	

Charter Amendment Proposition No. 1

Choice	Party	Absentee Voting		Total	
Approved		31	52.54%	31	52.54%
Rejected		28	47.46%	28	47.46%
Cast Votes:		59	100.00%	59	100.00%
Undervotes:		4		4	
Overvotes:		0		0	
Unresolved write-in votes:		0		0	

Precinct Results Report

2021 General Election

Run Time 4:49 PM
Run Date 11/22/2021**San Juan County**

2021 General Election

11/2/2021

Page 215

Official ResultsRegistered Voters
8349 of 14573 = 57.29%Precincts Reporting
0 of 39 = 0.00%**33 Decatur & Outer Is**

63 of 136 registered voters = 46.32%

Charter Amendment Proposition No. 2

Choice	Party	Absentee Voting		Total	
Approved		46	75.41%	46	75.41%
Rejected		15	24.59%	15	24.59%
	Cast Votes:	61	100.00%	61	100.00%
	Undervotes:	2		2	
	Overvotes:	0		0	
	Unresolved write-in votes:	0		0	

Charter Amendment Proposition No. 3

Choice	Party	Absentee Voting		Total	
Approved		24	38.71%	24	38.71%
Rejected		38	61.29%	38	61.29%
	Cast Votes:	62	100.00%	62	100.00%
	Undervotes:	1		1	
	Overvotes:	0		0	
	Unresolved write-in votes:	0		0	

Charter Amendment Proposition No. 4

Choice	Party	Absentee Voting		Total	
Approved		16	26.23%	16	26.23%
Rejected		45	73.77%	45	73.77%
	Cast Votes:	61	100.00%	61	100.00%
	Undervotes:	2		2	
	Overvotes:	0		0	
	Unresolved write-in votes:	0		0	

Charter Amendment Proposition No. 5

Choice	Party	Absentee Voting		Total	
Approved		40	65.57%	40	65.57%
Rejected		21	34.43%	21	34.43%
	Cast Votes:	61	100.00%	61	100.00%
	Undervotes:	2		2	
	Overvotes:	0		0	
	Unresolved write-in votes:	0		0	

Precinct Results Report

2021 General Election

Run Time 4:49 PM
Run Date 11/22/2021**San Juan County**

2021 General Election

11/2/2021

Page 216

Official ResultsRegistered Voters
8349 of 14573 = 57.29%Precincts Reporting
0 of 39 = 0.00%**33 Decatur & Outer Is**

63 of 136 registered voters = 46.32%

Charter Amendment Proposition No. 6

Choice	Party	Absentee Voting		Total	
Approved		24	39.34%	24	39.34%
Rejected		37	60.66%	37	60.66%
	Cast Votes:	61	100.00%	61	100.00%
	Undervotes:	2		2	
	Overvotes:	0		0	
	Unresolved write-in votes:	0		0	

Lopez Island School District No. 144 Director 1 - 4-year term - vote for one

Choice	Party	Absentee Voting		Total	
Sarah Rabel		26	100.00%	26	100.00%
	Cast Votes:	26	100.00%	26	100.00%
	Undervotes:	37		37	
	Overvotes:	0		0	
	Unresolved write-in votes:	0		0	

Lopez Island School District No. 144 Director 2 - 4-year term - vote for one

Choice	Party	Absentee Voting		Total	
Kirman Taylor		25	100.00%	25	100.00%
	Cast Votes:	25	100.00%	25	100.00%
	Undervotes:	38		38	
	Overvotes:	0		0	
	Unresolved write-in votes:	0		0	

Lopez Island School District No. 144 Director 5 - 2-year unexpired term - vote for one

Choice	Party	Absentee Voting		Total	
Kelli Carrier		24	100.00%	24	100.00%
	Cast Votes:	24	100.00%	24	100.00%
	Undervotes:	36		36	
	Overvotes:	0		0	
	Unresolved write-in votes:	3		3	

Precinct Results Report

2021 General Election

Run Time 4:49 PM
Run Date 11/22/2021**San Juan County**

2021 General Election

11/2/2021
Page 217**Official Results**Registered Voters
8349 of 14573 = 57.29%Precincts Reporting
0 of 39 = 0.00%**41-A Shaw**

112 of 185 registered voters = 60.54%

Advisory Vote No. 36 Engrossed Second Substitute House Bill 1477

Choice	Party	Absentee Voting		Total	
Repealed		35	32.71%	35	32.71%
Maintained		72	67.29%	72	67.29%
Cast Votes:		107	100.00%	107	100.00%
Undervotes:		5		5	
Overvotes:		0		0	
Unresolved write-in votes:		0		0	

Advisory Vote No. 37 Engrossed Substitute Senate Bill 5096

Choice	Party	Absentee Voting		Total	
Repealed		41	38.32%	41	38.32%
Maintained		66	61.68%	66	61.68%
Cast Votes:		107	100.00%	107	100.00%
Undervotes:		5		5	
Overvotes:		0		0	
Unresolved write-in votes:		0		0	

Advisory Vote No. 38 Second Substitute Senate Bill 5315

Choice	Party	Absentee Voting		Total	
Repealed		34	33.33%	34	33.33%
Maintained		68	66.67%	68	66.67%
Cast Votes:		102	100.00%	102	100.00%
Undervotes:		10		10	
Overvotes:		0		0	
Unresolved write-in votes:		0		0	

Charter Amendment Proposition No. 1

Choice	Party	Absentee Voting		Total	
Approved		63	57.80%	63	57.80%
Rejected		46	42.20%	46	42.20%
Cast Votes:		109	100.00%	109	100.00%
Undervotes:		3		3	
Overvotes:		0		0	
Unresolved write-in votes:		0		0	

Precinct Results Report

2021 General Election

Run Time 4:49 PM
Run Date 11/22/2021

San Juan County

2021 General Election

11/2/2021
Page 218

Official Results

Registered Voters
8349 of 14573 = 57.29%
Precincts Reporting
0 of 39 = 0.00%

41-A Shaw

112 of 185 registered voters = 60.54%

Charter Amendment Proposition No. 2

Choice	Party	Absentee Voting		Total	
Approved		79	73.83%	79	73.83%
Rejected		28	26.17%	28	26.17%
Cast Votes:		107	100.00%	107	100.00%
Undervotes:		5		5	
Overvotes:		0		0	
Unresolved write-in votes:		0		0	

Charter Amendment Proposition No. 3

Choice	Party	Absentee Voting		Total	
Approved		60	55.05%	60	55.05%
Rejected		49	44.95%	49	44.95%
Cast Votes:		109	100.00%	109	100.00%
Undervotes:		3		3	
Overvotes:		0		0	
Unresolved write-in votes:		0		0	

Charter Amendment Proposition No. 4

Choice	Party	Absentee Voting		Total	
Approved		33	31.43%	33	31.43%
Rejected		72	68.57%	72	68.57%
Cast Votes:		105	100.00%	105	100.00%
Undervotes:		7		7	
Overvotes:		0		0	
Unresolved write-in votes:		0		0	

Charter Amendment Proposition No. 5

Choice	Party	Absentee Voting		Total	
Approved		70	64.22%	70	64.22%
Rejected		39	35.78%	39	35.78%
Cast Votes:		109	100.00%	109	100.00%
Undervotes:		3		3	
Overvotes:		0		0	
Unresolved write-in votes:		0		0	

Precinct Results Report

2021 General Election

Run Time 4:49 PM
Run Date 11/22/2021**San Juan County**

2021 General Election

11/2/2021

Page 219

Official ResultsRegistered Voters
8349 of 14573 = 57.29%Precincts Reporting
0 of 39 = 0.00%**41-A Shaw**

112 of 185 registered voters = 60.54%

Charter Amendment Proposition No. 6

Choice	Party	Absentee Voting		Total	
Approved		49	45.37%	49	45.37%
Rejected		59	54.63%	59	54.63%
	Cast Votes:	108	100.00%	108	100.00%
	Undervotes:	4		4	
	Overvotes:	0		0	
	Unresolved write-in votes:	0		0	

Shaw Island School District No. 10 Director 1 - 4-year term - vote for one

Choice	Party	Absentee Voting		Total	
Shirley Sprenger Lange		89	100.00%	89	100.00%
	Cast Votes:	89	100.00%	89	100.00%
	Undervotes:	20		20	
	Overvotes:	0		0	
	Unresolved write-in votes:	3		3	

Shaw Island School District No. 10 Director 2 - 4-year term - vote for one

Choice	Party	Absentee Voting		Total	
Shannon Klohr		94	100.00%	94	100.00%
	Cast Votes:	94	100.00%	94	100.00%
	Undervotes:	17		17	
	Overvotes:	0		0	
	Unresolved write-in votes:	1		1	

Precinct Results Report

2021 General Election

Run Time 4:49 PM
Run Date 11/22/2021**San Juan County**

2021 General Election

11/2/2021

Page 220

Official ResultsRegistered Voters
8349 of 14573 = 57.29%Precincts Reporting
0 of 39 = 0.00%**41-B Shaw**

0 of 0 registered voters = 0.00%

Advisory Vote No. 36 Engrossed Second Substitute House Bill 1477

Choice	Party	Absentee Voting		Total	
Repealed		0	0.00%	0	0.00%
Maintained		0	0.00%	0	0.00%
Cast Votes:		0	0.00%	0	0.00%
Undervotes:		0		0	
Overvotes:		0		0	
Unresolved write-in votes:		0		0	

Advisory Vote No. 37 Engrossed Substitute Senate Bill 5096

Choice	Party	Absentee Voting		Total	
Repealed		0	0.00%	0	0.00%
Maintained		0	0.00%	0	0.00%
Cast Votes:		0	0.00%	0	0.00%
Undervotes:		0		0	
Overvotes:		0		0	
Unresolved write-in votes:		0		0	

Advisory Vote No. 38 Second Substitute Senate Bill 5315

Choice	Party	Absentee Voting		Total	
Repealed		0	0.00%	0	0.00%
Maintained		0	0.00%	0	0.00%
Cast Votes:		0	0.00%	0	0.00%
Undervotes:		0		0	
Overvotes:		0		0	
Unresolved write-in votes:		0		0	

Charter Amendment Proposition No. 1

Choice	Party	Absentee Voting		Total	
Approved		0	0.00%	0	0.00%
Rejected		0	0.00%	0	0.00%
Cast Votes:		0	0.00%	0	0.00%
Undervotes:		0		0	
Overvotes:		0		0	
Unresolved write-in votes:		0		0	

Precinct Results Report

2021 General Election

Run Time 4:49 PM
Run Date 11/22/2021**San Juan County**

2021 General Election

11/2/2021

Page 221

Official ResultsRegistered Voters
8349 of 14573 = 57.29%Precincts Reporting
0 of 39 = 0.00%**41-B Shaw**

0 of 0 registered voters = 0.00%

Charter Amendment Proposition No. 2

Choice	Party	Absentee Voting		Total	
Approved		0	0.00%	0	0.00%
Rejected		0	0.00%	0	0.00%
Cast Votes:		0	0.00%	0	0.00%
Undervotes:		0		0	
Overvotes:		0		0	
Unresolved write-in votes:		0		0	

Charter Amendment Proposition No. 3

Choice	Party	Absentee Voting		Total	
Approved		0	0.00%	0	0.00%
Rejected		0	0.00%	0	0.00%
Cast Votes:		0	0.00%	0	0.00%
Undervotes:		0		0	
Overvotes:		0		0	
Unresolved write-in votes:		0		0	

Charter Amendment Proposition No. 4

Choice	Party	Absentee Voting		Total	
Approved		0	0.00%	0	0.00%
Rejected		0	0.00%	0	0.00%
Cast Votes:		0	0.00%	0	0.00%
Undervotes:		0		0	
Overvotes:		0		0	
Unresolved write-in votes:		0		0	

Charter Amendment Proposition No. 5

Choice	Party	Absentee Voting		Total	
Approved		0	0.00%	0	0.00%
Rejected		0	0.00%	0	0.00%
Cast Votes:		0	0.00%	0	0.00%
Undervotes:		0		0	
Overvotes:		0		0	
Unresolved write-in votes:		0		0	

Precinct Results Report

2021 General Election

Run Time 4:49 PM
Run Date 11/22/2021

San Juan County

2021 General Election

11/2/2021

Page 222

Official Results

Registered Voters
8349 of 14573 = 57.29%

Precincts Reporting
0 of 39 = 0.00%

41-B Shaw

0 of 0 registered voters = 0.00%

Charter Amendment Proposition No. 6

Choice	Party	Absentee Voting		Total	
Approved		0	0.00%	0	0.00%
Rejected		0	0.00%	0	0.00%
Cast Votes:		0	0.00%	0	0.00%
Undervotes:		0		0	
Overvotes:		0		0	
Unresolved write-in votes:		0		0	

Shaw Island School District No. 10 Director 1 - 4-year term - vote for one

Choice	Party	Absentee Voting		Total	
Shirley Sprenger Lange		0	0.00%	0	0.00%
Cast Votes:		0	0.00%	0	0.00%
Undervotes:		0		0	
Overvotes:		0		0	
Unresolved write-in votes:		0		0	

Shaw Island School District No. 10 Director 2 - 4-year term - vote for one

Choice	Party	Absentee Voting		Total	
Shannon Klohr		0	0.00%	0	0.00%
Cast Votes:		0	0.00%	0	0.00%
Undervotes:		0		0	
Overvotes:		0		0	
Unresolved write-in votes:		0		0	

*** End of report ***