

When recorded, return to:

San Juan County Elections
PO Box 638
Friday Harbor WA 98250

San Juan County, WA
F. Milene Henley, Auditor

ELECT
Pgs=34 LISAL

2022-0311010

03/11/2022 12:28 PM

NO FEE



00099500202203110100340346

Recorded at the request of:
SAN JUAN COUNTY


**Document Title(s):
February 8, 2022 Special Election Returns**

Grantors: San Juan County
Grantees: San Juan County

Tax Parcel Number(s):

Legal Description: February 8, 2022, Special Election Canvassing Reports

Reference Auditor File Numbers:



San Juan County Elections

F. Milene Henley, Auditor

Camolyn Armstrong, Elections Supervisor

Mail: PO Box 638, Friday Harbor, WA 98250 • (360) 378-3357 • Fax: (360) 378-8856
 Location: 55 Second Street, Friday Harbor, WA • elections@sanjuanco.com

Canvassing Board Review and Certification Meetings February 8, 2022 Special Election

February 17, 2022 — Review

Attendees:

- F. Milene Henley – San Juan County Deputy Auditor
- Christine Minney – San Juan County Council Member
- Randall Gaylord – San Juan County Prosecuting Attorney
- Camolyn Armstrong – Elections Supervisor
- Oswyn Eshelman – Elections Specialist
- Warren Appleton – Observer (no party preference)
- Tom Starr – Observer Republican Party

Auditor Henley called the Canvassing Board review meeting to order at 8:34 am on Thursday 17, 2022, at the San Juan County Elections office. Ms. Armstrong began with the Oath of Authenticity. Councilperson Minney and Election Supervisor Ms. Armstrong both signed the Oath.

Canvassing Board members reviewed challenged envelopes and ballots as follows:

Challenged Envelopes	Total to Canvass	Accepted	Rejected
No Signature	7	0	7
Mismatch Signature	23	9	14
Late Return – Mail	15	0	15
Challenged Ballots	Total to Canvass	Accepted	Rejected
Total Challenged Ballots - Voter Intent	0	0	0
Total to Canvass	45		

The Canvassing Board reviewed 7 envelopes from the no signature received group and rejected all.

The Canvassing Board reviewed 23 envelopes from the mismatched signature group and accepted 9 and rejected 14.

Ms. Armstrong detailed the best practices for the ballots. We will contact the voter right away via phone or email to let them know that they will get a signature form to sign and to return the form

as soon as possible. We will also contact them again 3 days prior if we have their contact information.

Due to video issues, we have paused to troubleshoot the technical issues at 8:40 am. Issues were resolved at 9 am.

There were 15 late ballots reviewed. All members were agreement that the ballots were returned late and were rejected. Ms. Armstrong detailed the process of notifying the voters that they have returned a late ballot and inform them of their options to return future ballots on time: return ballot by mail sooner than the day of the election, request that the post office handstamp the ballot, or return ballot to ballot drop box.

There was one ballot where the handwriting raised a likelihood that the ballot was signed by someone other than the voter, we are bringing special attention to this so that the prosecutor can decide if they want to pursue the matter further. Prosecutor Gaylord suggested having Auditor Henley send a letter to the voter to reinforce that signing a name other than your own on a ballot is fraud. The ballot was rejected by the Canvassing Board.

Administrative Rules for Ballot Measures

- Advocacy Committee appointments: we had an out of county registered voter (registered in Snohomish County) request to write the con argument for a levy. Most other counties require either residency or home ownership in their county to write pro/con statements. Motion introduced by Councilperson Minney to make this change in our county to say "Committee members must be a resident of San Juan County or own property in San Juan County" to write the arguments. Motion seconded by Prosecutor Gaylord. Motion approved unanimously.

Adopting San Juan County Canvass Board Manual

- WAC 434-262-070 modifies WAC to state that in every election, all reconciliation documents must be sent to the state. Previously this was only required for elections where there were state and/or federal contests/measures on the ballot.
- WAC 434-262-031 Rejection of Ballots or Parts of Ballots for the Canvassing Board
 - o Removed "where a voter has already voted one ballot" – this is part of Same Day Registration
 - o Removed "where the voter has overvoted" – ballot is not rejected
 - o Removed "where the voter validly transferred out of county" – this is part of Same Day Registration
 - o Removed "Where the ballot was created for a prior election" – This will be handled in duplication by election staff
- WAC 434-335-323 Logic & Accuracy Test Updates
 - o Added requirement to select write-ins and an overvote in each race/measure that they appear in the test deck.
- Added Elections Office as the meeting location
- Future WACS that will be adopted this July that will affect the primary are that 17-year olds are eligible to vote in primary elections on contests that will be in the general election as long as they are 18 years old by the time of the general.

This concludes our discussions on the SJC Canvassing Board Manual. Opened for observer questions. Tom Starr wants a copy of the manual emailed to him. Warren Appleton also would like a copy.

The meeting was adjourned at 9:38 am with notice that the Canvassing Board would reconvene Friday, February 18, at 8:30 am at the Elections office to certify the election.

February 18, 2022 — Certification

Attendees:

F. Milene Henley – San Juan County Auditor
Christine Minney – San Juan County Council Member
Randall Gaylord – San Juan County Prosecuting Attorney
Camolyn Armstrong – Elections Supervisor
Oswyn Eshelman – Elections Specialist
Warren Appleton – Observer (no party preference)

Auditor Henley called the Canvassing Board Certification Meeting to order at 8:35 am on Friday, February 18, 2022, at the San Juan County Elections office. There was one observer, Warren Appleton, present during the meeting.

Ms. Armstrong presented the following documents to the Canvassing Board members for review:

- VoteWA Reconciliation Form
- VoteWA Reconciliation Report
- Official Precinct Report
- Official Cumulative Report
- Post-Election Audit Report

Canvassing Board members reviewed the reports. Ms. Armstrong explained how the numbers on the reports were obtained.

Ms. Armstrong noted that one signature cure had been received since the Canvassing Board last met.

The final number of challenged ballots that were rejected by the Canvassing Board with their categories is summarized in the table below.


Challenged Envelopes	Total to Canvass	Accepted	Rejected
No Signature	7		
Cure forms received & processed/Accepted by Canvass Board	0		
Outstanding balance (letters sent to voters, no response)	7	0	7
Mismatch Signature	23		
Cure forms received & processed/Accepted by Canvass Board	10		
Outstanding balance (letters sent to voters, no response)	13	10	13
Late Return – Mail	15	0	15
Challenged Ballots	Total to Canvass	Accepted	Rejected
Total Challenged Ballots – Voter Intent	0	0	0
		Total Rejected	35

Ms. Armstrong reviewed the WAC amendments discussed the day prior. The Canvassing Board adopted the Canvassing Board Manual and Administrative Rules for Ballot Measures.

Canvassing Board members signed the Certification of Canvassing Board to certify the February 8, 2022 Special Election.


The meeting was adjourned at 8:53 am.

Respectfully submitted,




F. Milene Henley, SJC Auditor Mar 3, 2022

Approved:



F. Milene Henley, SJC Auditor



Christine Minney (Feb 25, 2022 15:21 PST)
 Christine Minney, SJC Council Member
 Feb 25, 2022



RandallG@sanjuanco.com RandallG@sanjuanco.com (Mar 3, 2022 08:59 PST)
 Randall Gaylord SJC Prosecuting Attorney
 Mar 3, 2022


CB Minutes 2022 Feb 17-18


Final Audit Report


2022-03-03


Created:	2022-02-25
By:	Milene Henley (Mileneh@sanjuanco.com)
Status:	Signed
Transaction ID:	CBJCHBCAABAAuXpb17jVg0d6yV5IUDzuTwoWRxC6wmY_


"CB Minutes 2022 Feb 17-18" History


-  Document created by Milene Henley (Mileneh@sanjuanco.com)
2022-02-25 - 9:47:38 PM GMT- IP address: 64.119.6.98


-  Document emailed to Christine Minney (christinem@sanjuanco.com) for signature
2022-02-25 - 9:49:07 PM GMT


-  Email sent to camolyn@sanjuanco.co bounced and could not be delivered
2022-02-25 - 9:49:10 PM GMT


-  Email viewed by Christine Minney (christinem@sanjuanco.com)
2022-02-25 - 11:20:13 PM GMT- IP address: 104.47.64.254


-  Document e-signed by Christine Minney (christinem@sanjuanco.com)
Signature Date: 2022-02-25 - 11:21:05 PM GMT - Time Source: server- IP address: 172.58.45.178


-  Document emailed to RandallG@sanjuanco.com RandallG@sanjuanco.com (randallg@sanjuanco.com) for signature
2022-02-25 - 11:21:07 PM GMT

-  Email viewed by RandallG@sanjuanco.com RandallG@sanjuanco.com (randallg@sanjuanco.com)
2022-03-03 - 4:59:28 PM GMT- IP address: 104.47.64.254

-  Document e-signed by RandallG@sanjuanco.com RandallG@sanjuanco.com (randallg@sanjuanco.com)
Signature Date: 2022-03-03 - 4:59:42 PM GMT - Time Source: server- IP address: 207.32.160.125

-  Document emailed to Milene Henley (Mileneh@sanjuanco.com) for signature
2022-03-03 - 4:59:46 PM GMT

-  Email viewed by Milene Henley (Mileneh@sanjuanco.com)
2022-03-03 - 5:58:29 PM GMT- IP address: 104.47.65.254

-  Document e-signed by Milene Henley (Mileneh@sanjuanco.com)
Signature Date: 2022-03-03 - 6:05:09 PM GMT - Time Source: server- IP address: 64.119.6.98

🕒 Agreement completed.
2022-03-03 - 6:05:09 PM GMT

Oath of Authenticity

STATE OF WASHINGTON)
) ss.
COUNTY OF SAN JUAN)

I solemnly swear that the unofficial returns and supporting documentation of the February Special Election held on February 8, 2022, in San Juan County, State of Washington, are true and correct.



Camolyn Armstrong, Elections Supervisor



Subscribed and sworn before me this 17th day of February 2022



Christine Minney, County Legislative Authority (witness)

Certification of the Canvassing Board

STATE OF WASHINGTON)
) ss.
COUNTY OF SAN JUAN)


The undersigned officers designated by law as constituting the Canvassing Board for the County of San Juan, State of Washington, hereby certify that this is a full, true, and correct copy of the Abstract of Votes including the cumulative results, precinct results, and reconciliation report of votes cast at the February Special Election held on February 8, 2022, in San Juan County, State of Washington, and that the following are the true and reconciled numbers of voters and votes counted.

Witness our hands and official seal this 18th day of February 2022







F. Milene Henley, County Auditor



Christine Minney, County Legislative Authority (witness)



Randall Gaylord, Prosecuting Attorney (witness)



San Juan County Elections

F. Milene Henley, Auditor

Camolyn Armstrong, Elections Supervisor

Mail: PO Box 638, Friday Harbor, WA 98250 • (360) 378-3357 • Fax: (360) 378-8856
 Location: 55 Second Street, Friday Harbor, WA • elections@sanjuanco.com

February Special - February 8, 2022

Canvass Board Meeting - canvassing vote-by-mail and challenged ballots - Review

Thursday, February 17, 2022

Canvass Board Members Present:

F. Milene Henley, SJC Auditor	Ballots issued:	7,197	
Christine Minney, SJC Councilmember	Registered Voters:	7,026	
Randall Gaylord, SJC Prosecuting Attorney	Ballots received:	3,873	
	Ballots accepted:	3,828	54% Return

Challenged Envelopes	Total to Canvass	Accepted	Rejected
No Signature received Cure forms received and processed Outstanding balance (letters sent to voters, no response)	7	<input type="text"/>	<input type="text" value="7"/>
Mismatch Signature Cure forms received and processed Outstanding balance (letters sent to voters, no response)	23	<input type="text" value="9"/>	<input type="text" value="14"/>
Late Return - Mail	15	<input type="text"/>	<input type="text" value="15"/>
Total Challenged Envelopes sent to Canvass	<u>45</u>		

Challenged Ballots	Total to Canvass	Accepted	Rejected
Total Challenged Ballots	<input type="text" value="0"/>	<input type="text"/>	<input type="text"/>
		Total Rejected	<input type="text"/>


San Juan County Auditor Signature: *F. Milene Henley*

San Juan County Canvass Board
Review of Late Mailed Ballots

San Juan County Canvass Board
February 8, 2022 Special Election

On February 17, 2022, the Canvass Board reviewed 15 envelopes with late postmarks.


0 envelopes were accepted as timely and
15 envelopes were rejected as late by the Canvass Board.


F. Milene Henley, Auditor (witness)


February 17, 2022


Christing Minney, Councilmember (witness)

February 17, 2022


Randall Gaylord, Prosecuting Attorney (witness)

February 17, 2022



San Juan County Elections

F. Milene Henley, Auditor

Camolyn Armstrong, Elections Supervisor

Mail: PO Box 638, Friday Harbor, WA 98250 • (360) 378-3357 • Fax: (360) 378-8856
 Location: 55 Second Street, Friday Harbor, WA • elections@sanjuanco.com

February Special - February 8, 2022
Canvass Board Meeting - Certification of Election
 Friday, February 18, 2022

Canvass Board Members Present:

F. Milene Henley, SJC Auditor	Ballots issued:	7,197		
Christine Minney, SJC Councilmember	Registered Voters:	7,026		
Randall Gaylord, SJC Prosecuting Attorney	Ballots received:	3,871		
	Ballots accepted:	3,836	54%	Return

Challenged Envelopes	Total to Canvass	Accepted	Rejected
No Signature received	7	0	7
Cure forms received and processed	0		
Outstanding balance (letters sent to voters, no response)	7		
Mismatch Signature	23	10	13
Cure forms received and processed	10		
Outstanding balance (letters sent to voters, no response)	13		
Late Return - Mail	15	0	15
Total Challenged Envelopes sent to Canvass	45		

Challenged Ballots	Total to Canvass	Accepted	Rejected
Total Challenged Ballots	0		0
		Total Rejected	35

San Juan County Auditor Signature:

San Juan County Auditor

Reconciliation Form

General information

County name	San Juan	Registered voters eligible to participate	
Election date	2/8/2022	Active registered voters	7,026
		Inactive registered voters	465

Category Reconciliation (detailed accounting of ballots)

	Issued (number of voters issued ballots)	Credited voters in VoteWA (envelopes containing ballots)	Ballots Accepted (Counted / Tabulated)	Ballots not counted		Discrepancy (If zero, category balances)
				Ballots forwarded to other counties	Ballots Rejected	
UOCAVA	143	9	9	N/A	0	0
Federal write-in	N/A	0	0	N/A	0	0
Provisional	0	0	0	0	0	0
DREs	0	0	0	N/A	0	0
All voters not reported in above categories	7,054	3,862	3,827	0	35	0
Total for all voter categories	7,197	3,871	3,836	0	35	0

Summary

Reconciliation

Overall Ballot Reconciliation

Ballots Received	3,871
Ballots Accepted	3,836
Ballots Not Counted	35
Discrepancy	0

Voters credited to ballots counted

Credited voters in VoteWA	3,838
Credited envelopes without ballots	(2)
Voters not credited in VoteWA (examples: FWAB or ACP)	0
Total valid ballots	3,836
Discrepancy	0

Additional Information

Replacement Ballots

Requested	139
Issued	138
Returned	50
Counted	50
Rejected	0

Return method

Email	17
Fax	0
Deposited at staffed, unstaffed deposit sites and voting centers	2,718
Non-UOCAVA returned by Fax or Email	15

Generation method

VoteWA	42
Other online programs	0
PDF originating from county	0
Non-UOCAVA ballots issued electronically	43

AVU

Estimated number of paper ballots printed by AVU	0
--	---

Category discrepancy explanation

VoteWA discrepancy explanation

Report prepared by: Camolyn Armstrong
 Contact number: 360-370-7563

Date: February 18, 2022

Reconciliation Form

Data entry

General information	
County name	San Juan
Election date	2/8/2022

Registered voters eligible to participate	
Number of ACTIVE registered voters	7,026
Number of INACTIVE registered voters	465
Total registered voters eligible to participate	7,491

VoteWA	
How many voters were credited in VoteWA?	3,838
How many envelopes without ballots were credited, including ballots of other elections?	2
How many valid voters were NOT credited in VoteWA (ACP, FWAB)?	
Adjusted number of valid voters	3,836

Ballots issued	
What was the total number of ballots issued?	7,197
Of the total number above, how many UOCAVA ballots were issued?	143
Of the total number above, how many provisional ballots were issued?	-
Of the total number above, how many DRE ballots were issued?	-

Voted ballots received	
How many voted ballots (in total) did you receive?	3,871
Of the number above, how many UOCAVA ballots did you receive?	9
Of the number above, how many Federal write-in ballots did you receive?	-
Of the number above, how many provisional ballots did you receive?	-
Of the number above, how DRE ballots were cast?	-

Ballots Accepted	
How many ballots (in total) were counted/tabulated?	3,836
Of the number above, how many UOCAVA ballots were counted/tabulated?	9
Of the number above, how many Federal Write-in ballots were counted/tabulated?	-
Of the number above, how many provisional ballots were counted/tabulated?	-
Of the number above, how many DRE ballots were counted/tabulated?	-

Ballots NOT Counted/Tabulated

Forwarded ballots

Total ballots forwarded to other counties?	-
Of the total number above, how many of the forwarded ballots were provisional ballots?	-
Of the total number above, how many of the forwarded ballots were late transfer?	-

Rejected ballots

Total ballots rejected	35
Of the total above, how many were rejected because of a missing signature?	7
Of the total above, how many were rejected because of the signature didn't match?	13
Of the total above, how many were rejected because of the ballot was Postmarked too late?	15
Of the total above, how many were rejected because they were returned electronically and no hard	-
Of the total above, how many were rejected other reasons?	-
Total UOCAVA ballots rejected	-
Of the total above, how many were rejected because of a missing signature?	-
Of the total above, how many were rejected because of the signature didn't match?	-
Of the total above, how many were rejected because of the ballot was Postmarked too late?	-
Of the total above, how many were rejected other reasons?	-
Total Federal Write-in Absentee ballots rejected	-
Of the total above, how many were rejected because of a missing signature?	-
Of the total above, how many were rejected because of the signature didn't match?	-
Of the total above, how many were rejected because of the ballot was Postmarked too late?	-
Of the total above, how many were rejected other reasons?	-
Total provisional ballots rejected	-
Of the total above, how many were rejected because of a missing signature?	-
Of the total above, how many were rejected because of the signature didn't match?	-
Of the total above, how many were rejected because of the ballot was Postmarked too late?	-
Of the total above, how many were rejected other reasons?	-
Total DRE ballots rejected	-

Additional Information

Replacement Ballots

How many replacement ballots were requested?	139
How many replacement ballots were issued?	138
How many replacement ballots were received?	50
How many replacement ballots were counted?	50
How many replacement ballots were rejected?	-

Ballot generation method

How many ballots were generated through VoteWA?	42
How many ballots were generated through other online programs?	-
How many ballots were generated through a PDF originating from the county?	-
How many non-UOCAVA ballots were issued by email, fax, or online program?	43

Ballots returned

In total, how many ballots were returned by E-mail?

In total, how many ballots were returned by fax?

How many non-UOCAVA ballots were returned by E-Mail or fax?

How many ballots were deposited at staffed or unstaffed deposit sites and voting centers?

AVU

Please provide an estimate of the number of paper ballots printed by AVU

Signature

Report prepared by

Date.

Camolyn Armstrong

02/18/22

Contact number

360-370-7563

Completing this form fulfils the requirements in RCW 29A.60.235 and 2011 c 10 s 62
Rev 2.4 (08/13/2019)

Cumulative Results
 Official February 8, 2022 Special Election
 Run Time 4:50 PM
 Run Date 02/17/2022

San Juan County
 2022 February Special
 2/8/2022
 Page 1

Official Results
 Registered Voters
 3836 of 7033 = 54.54%
 Precincts Reporting
 0 of 9 = 0.00%

San Juan Island School District No. 149

Choice	Party	Absentee Voting		Total	
Yes		2,667	70.15%	2,667	70.15%
No		1,135	29.85%	1,135	29.85%
Cast Votes:		3,802	100.00%	3,802	100.00%
Undervotes:		34		34	
Overvotes:		0		0	

San Juan County Public Hospital District No. 1

Choice	Party	Absentee Voting		Total	
Yes		2,504	65.33%	2,504	65.33%
No		1,329	34.67%	1,329	34.67%
Cast Votes:		3,833	100.00%	3,833	100.00%
Undervotes:		3		3	
Overvotes:		0		0	

*** End of report ***

Precinct Results Report

Official February 8, 2022 Special Election

Run Time 4:53 PM
 Run Date 02/17/2022

San Juan County

2022 February Special

2/8/2022
 Page 1

Official Results

Registered Voters
 3836 of 7033 = 54.54%

Precincts Reporting
 0 of 9 = 0.00%

101 Friday Harbor NW 484 of 1,076 registered voters = 44.98%

Proposition No. 1 - Replacement Educational Programs and Operations Levy

Choice	Party	Absentee Voting		Total	
Yes		332	69.17%	332	69.17%
No		148	30.83%	148	30.83%
Cast Votes:		480	100.00%	480	100.00%
Undervotes:		4		4	
Overvotes:		0		0	

Proposition No. 1 - Renewal of Six-Year Emergency Medical Services Property Tax Levy

Choice	Party	Absentee Voting		Total	
Yes		321	66.32%	321	66.32%
No		163	33.68%	163	33.68%
Cast Votes:		484	100.00%	484	100.00%
Undervotes:		0		0	
Overvotes:		0		0	

Precinct Results Report

Official February 8, 2022 Special Election

Run Time 4:53 PM
 Run Date 02/17/2022

San Juan County

2022 February Special

2/8/2022

Page 2

Official Results

Registered Voters
 3836 of 7033 = 54.54%

Precincts Reporting
 0 of 9 = 0.00%

102 Friday Harbor SE

393 of 789 registered voters = 49.81%

Proposition No. 1 - Replacement Educational Programs and Operations Levy

Choice	Party	Absentee Voting		Total	
Yes		302	77.24%	302	77.24%
No		89	22.76%	89	22.76%
Cast Votes:		391	100.00%	391	100.00%
Undervotes:		2		2	
Overvotes:		0		0	

Proposition No. 1 - Renewal of Six-Year Emergency Medical Services Property Tax Levy

Choice	Party	Absentee Voting		Total	
Yes		291	74.23%	291	74.23%
No		101	25.77%	101	25.77%
Cast Votes:		392	100.00%	392	100.00%
Undervotes:		1		1	
Overvotes:		0		0	

Precinct Results Report

Official February 8, 2022 Special Election

Run Time 4:53 PM

Run Date 02/17/2022

San Juan County

2022 February Special

2/8/2022

Page 3

Official Results

Registered Voters

3836 of 7033 = 54.54%

Precincts Reporting

0 of 9 = 0.00%

11 San Juan SE

347 of 563 registered voters = 61.63%

Proposition No. 1 - Replacement Educational Programs and Operations Levy

Choice	Party	Absentee Voting		Total	
Yes		228	66.47%	228	66.47%
No		115	33.53%	115	33.53%
Cast Votes:		343	100.00%	343	100.00%
Undervotes:		4		4	
Overvotes:		0		0	

Proposition No. 1 - Renewal of Six-Year Emergency Medical Services Property Tax Levy

Choice	Party	Absentee Voting		Total	
Yes		202	58.21%	202	58.21%
No		145	41.79%	145	41.79%
Cast Votes:		347	100.00%	347	100.00%
Undervotes:		0		0	
Overvotes:		0		0	

Precinct Results Report

Official February 8, 2022 Special Election

Run Time 4:53 PM
 Run Date 02/17/2022

San Juan County

2022 February Special

2/8/2022

Page 4

Official Results

Registered Voters
 3836 of 7033 = 54.54%

Precincts Reporting
 0 of 9 = 0.00%

12 San Juan SW

513 of 825 registered voters = 62.18%

Proposition No. 1 - Replacement Educational Programs and Operations Levy

Choice	Party	Absentee Voting		Total	
Yes		353	69.76%	353	69.76%
No		153	30.24%	153	30.24%
Cast Votes:		506	100.00%	506	100.00%
Undervotes:		7		7	
Overvotes:		0		0	

Proposition No. 1 - Renewal of Six-Year Emergency Medical Services Property Tax Levy

Choice	Party	Absentee Voting		Total	
Yes		342	66.93%	342	66.93%
No		169	33.07%	169	33.07%
Cast Votes:		511	100.00%	511	100.00%
Undervotes:		2		2	
Overvotes:		0		0	

Precinct Results Report

 Official February 8, 2022 Special Election

 Run Time 4:53 PM
 Run Date 02/17/2022

San Juan County

 2022 February Special

 2/8/2022
 Page 5

Official Results

 Registered Voters
 3836 of 7033 = 54.54%

 Precincts Reporting
 0 of 9 = 0.00%

13 San Juan Ctrl 519 of 1,006 registered voters = 51.59%

Proposition No. 1 - Replacement Educational Programs and Operations Levy

Choice	Party	Absentee Voting		Total	
Yes		370	72.55%	370	72.55%
No		140	27.45%	140	27.45%
Cast Votes:		510	100.00%	510	100.00%
Undervotes:		9		9	
Overvotes:		0		0	

Proposition No. 1 - Renewal of Six-Year Emergency Medical Services Property Tax Levy

Choice	Party	Absentee Voting		Total	
Yes		355	68.40%	355	68.40%
No		164	31.60%	164	31.60%
Cast Votes:		519	100.00%	519	100.00%
Undervotes:		0		0	
Overvotes:		0		0	

Precinct Results Report

Official February 8, 2022 Special Election

Run Time 4:53 PM
 Run Date 02/17/2022

San Juan County

2022 February Special

2/8/2022

Page 6

Official Results

Registered Voters
 3836 of 7033 = 54.54%

Precincts Reporting
 0 of 9 = 0.00%

14 San Juan West

511 of 903 registered voters = 56.59%

Proposition No. 1 - Replacement Educational Programs and Operations Levy

Choice	Party	Absentee Voting		Total	
Yes		360	70.87%	360	70.87%
No		148	29.13%	148	29.13%
Cast Votes:		508	100.00%	508	100.00%
Undervotes:		3		3	
Overvotes:		0		0	

Proposition No. 1 - Renewal of Six-Year Emergency Medical Services Property Tax Levy

Choice	Party	Absentee Voting		Total	
Yes		327	63.99%	327	63.99%
No		184	36.01%	184	36.01%
Cast Votes:		511	100.00%	511	100.00%
Undervotes:		0		0	
Overvotes:		0		0	

Precinct Results Report

Official February 8, 2022 Special Election

Run Time 4:53 PM
 Run Date 02/17/2022

San Juan County

2022 February Special

2/8/2022
 Page 7

Official Results

Registered Voters
 3836 of 7033 = 54.54%

Precincts Reporting
 0 of 9 = 0.00%

15 San Juan North 430 of 748 registered voters = 57.49%

Proposition No. 1 - Replacement Educational Programs and Operations Levy

Choice	Party	Absentee Voting		Total	
Yes		253	58.97%	253	58.97%
No		176	41.03%	176	41.03%
Cast Votes:		429	100.00%	429	100.00%
Undervotes:		1		1	
Overvotes:		0		0	

Proposition No. 1 - Renewal of Six-Year Emergency Medical Services Property Tax Levy

Choice	Party	Absentee Voting		Total	
Yes		224	52.09%	224	52.09%
No		206	47.91%	206	47.91%
Cast Votes:		430	100.00%	430	100.00%
Undervotes:		0		0	
Overvotes:		0		0	

Precinct Results Report

Official February 8, 2022 Special Election

Run Time 4:53 PM
 Run Date 02/17/2022

San Juan County

2022 February Special

2/8/2022

Page 8

Official Results

Registered Voters
 3836 of 7033 = 54.54%

Precincts Reporting
 0 of 9 = 0.00%

16 San Juan East

417 of 731 registered voters = 57.05%

Proposition No. 1 - Replacement Educational Programs and Operations Levy

Choice	Party	Absentee Voting		Total	
Yes		317	76.57%	317	76.57%
No		97	23.43%	97	23.43%
Cast Votes:		414	100.00%	414	100.00%
Undervotes:		3		3	
Overvotes:		0		0	

Proposition No. 1 - Renewal of Six-Year Emergency Medical Services Property Tax Levy

Choice	Party	Absentee Voting		Total	
Yes		295	70.74%	295	70.74%
No		122	29.26%	122	29.26%
Cast Votes:		417	100.00%	417	100.00%
Undervotes:		0		0	
Overvotes:		0		0	

Precinct Results Report

Official February 8, 2022 Special Election

Run Time 4:53 PM
 Run Date 02/17/2022

San Juan County

2022 February Special

2/8/2022
 Page 9

Official Results

Registered Voters
 3836 of 7033 = 54.54%
 Precincts Reporting
 0 of 9 = 0.00%

17 Turn Point

222 of 392 registered voters = 56.63%

Proposition No. 1 - Replacement Educational Programs and Operations Levy

Choice	Party	Absentee Voting		Total	
Yes		152	68.78%	152	68.78%
No		69	31.22%	69	31.22%
Cast Votes:		221	100.00%	221	100.00%
Undervotes:		1		1	
Overvotes:		0		0	

Proposition No. 1 - Renewal of Six-Year Emergency Medical Services Property Tax Levy

Choice	Party	Absentee Voting		Total	
Yes		147	66.22%	147	66.22%
No		75	33.78%	75	33.78%
Cast Votes:		222	100.00%	222	100.00%
Undervotes:		0		0	
Overvotes:		0		0	

*** End of report ***

Manual Count of Random Groups - Post Election Audit
 Date of Election: February 8, 2022 Special Election
 Measure to be counted: San Juan County Public Hospital District No. 1
 Proposition No. 1

Response	Proposition No. 1					Manual Totals	Machine Totals
	Batch 183	Batch 179	Batch 181	Batch 177	Batch 178		
Yes	29	35	33	36	40	36	209
No	19	12	16	13	10	14	84
Undevotes							
Overvotes							
Corrections							

Explain any discrepancies : _____

Manual Audit matched machine count: Yes; No

Audit results certified by:



Elections Supervisor: Camolyn Armstrong

Date 2/9/2022

Cumulative Results

Official February 8, 2022 Special Election

Run Time 1:08 PM
Run Date 02/09/2022

San Juan County

2022 February Special

2/8/2022
Page 1

Unofficial Results

Registered Voters
3290 of 7033 = 46.78%

Precincts Reporting
0 of 9 = 0.00%

San Juan Island School District No. 149

Choice	Party	Absentee Voting		Total	
Yes		2,280	69.90%	2,280	69.90%
No		982	30.10%	982	30.10%
Cast Votes:		3,262	100.00%	3,262	100.00%
Undervotes:		28		28	
Overvotes:		0		0	

San Juan County Public Hospital District No. 1

Choice	Party	Absentee Voting		Total	
Yes		2,147	65.26%	2,147	65.26%
No		1,143	34.74%	1,143	34.74%
Cast Votes:		3,290	100.00%	3,290	100.00%
Undervotes:		0		0	
Overvotes:		0		0	

Election Night counts
Machine
Count
- 1938 = 209
- 1059 = 84

*** End of report ***

Election Night Results

Cumulative Results

Official February 8, 2022 Special Election

Run Time 12:16 PM
 Run Date 02/09/2022

San Juan County

2022 February Special

2/8/2022

Page 1

Unofficial Results

Registered Voters
 2997 of 7033 = 42.61%

Precincts Reporting
 0 of 9 = 0.00%

San Juan Island School District No. 149

Choice	Party	Absentee Voting		Total	
Yes		2,081	70.02%	2,081	70.02%
No		891	29.98%	891	29.98%
Cast Votes:		2,972	100.00%	2,972	100.00%
Undervotes:		25		25	
Overvotes:		0		0	

San Juan County Public Hospital District No. 1

Choice	Party	Absentee Voting		Total	
Yes		1,938	64.66%	1,938	64.66%
No		1,059	35.34%	1,059	35.34%
Cast Votes:		2,997	100.00%	2,997	100.00%
Undervotes:		0		0	
Overvotes:		0		0	

*** End of report ***

Manual Count of Random Groups - Post Election Audit

Date of Election: February 8, 2022 Special Election Batch 183

Measure to be counted: San Juan County Public Hospital District No. 1

Proposition No. :

Response	Count Team 1	Count Team 2	Manual Totals
Yes	29	29	29
No	19	19	19
Undervotes	0	0	0
Overvotes	0	0	0
	48	48	48

Audit results processed by:

Count Team 1:

Sign 1. [Signature] Date 2-9-2022

Sign 2. [Signature] Date 2-9-22

Count Team 2:

Sign 1. Kirin Blume Date 2-9-2022

Sign 2. [Signature] Date 2-9-22

Manual Count of Random Groups - Post Election Audit

Date of Election: February 8, 2022 Special Election Batch 179

Measure to be counted: San Juan County Public Hospital District No. 1

Proposition No. :

Response	Count Team 1	Count Team 2	Manual Totals
Yes	47 35	35	
No	12	12	
Undervotes	0	0	
Overvotes	0	0	
	47	47	

Audit results processed by:

Count Team 1:

Sign 1. [Signature] Date 2/9/20~~20~~²²

Sign 2. [Signature] Date 2/9/22

Count Team 2:

Sign 1. [Signature] Date 2-9-22

Sign 2. [Signature] Date 2-9-22

Manual Count of Random Groups - Post Election Audit

Date of Election: February 8, 2022 Special Election Batch 181

Measure to be counted: San Juan County Public Hospital District No. 1

Proposition No. :

Response	Count Team 1	Count Team 2	Manual Totals
Yes	33	33	
No	16	16	
Undervotes	0		
Overvotes	0		

Audit results processed by:

Count Team 1:

Sign 1. *D Buganski* Date 2-9-22

Sign 2. *Kim B. Moore* Date 2-9-2022

Count Team 2:

Sign 1. *Det. Venn* Date 2/9/22

Sign 2. *B. Fagan* Date 2/9/22

Manual Count of Random Groups - Post Election Audit

Date of Election: February 8, 2022 Special Election Batch 177

Measure to be counted: San Juan County Public Hospital District No. 1

Proposition No. :

Response	Count Team 1	Count Team 2	Manual Totals
Yes	36	36	36
No	13	13	13
Undervotes	0	0	0
Overvotes	0	0	0
	49	49	49

Audit results processed by:

Count Team 1:

Sign 1. LB Date 2-9-22

Sign 2. RJA Date 2-9-22

Count Team 2:

Sign 1. Obyezanski Date 2-9-22

Sign 2. Kim Burns Date 2-9-2022

Manual Count of Random Groups - Post Election Audit

Date of Election: February 8, 2022 Special Election Batch 178

Measure to be counted: San Juan County Public Hospital District No. 1

Proposition No. :

Response	Count Team 1	Count Team 2	Manual Totals
Yes	40	40	40
No	10	10	10
Undervotes	0	0	0
Overvotes	0	0	0

Audit results processed by:

Count Team 1:

Sign 1. *Dan A. Deen* Date 2/9/22

Sign 2. *B. Fagan* Date 2/9/22

Count Team 2:

Sign 1. *D. Buzanski* Date 2-9-22

Sign 2. *Kim Burns* Date 2-9-2022

Manual Count of Random Groups - Post Election Audit

Date of Election: February 8, 2022 Special Election Batch 176

Measure to be counted: San Juan County Public Hospital District No. 1

Proposition No. :

Response	Count Team 1	Count Team 2	Manual Totals
Yes	36	36	36
No	14	14	14
Undervotes	0	0	0
Overvotes	0	0	0
	50	50	50

Audit results processed by:

Count Team 1:

Sign 1. *R. Buganski* Date 2-9-22

Sign 2. *Kim Burns* Date 2-9-2022

Count Team 2:

Sign 1. *RA He* Date 2-9-22

Sign 2. *LB* Date 2-9-22