

San Juan County Elections
PO Box 638
Friday Harbor WA 98250

Document Title(s):
August 2, 2022 Primary Election

Grantors: San Juan County
Grantees: San Juan County

Tax Parcel Number(s):

Legal Description: August 2, 2022 Primary Election Canvassing Reports

Reference Auditor File Numbers:

Oath of Authenticity

STATE OF WASHINGTON)
) ss.
COUNTY OF SAN JUAN)

I solemnly swear that the unofficial returns and supporting documentation of the Primary Election held on August 2, 2022, in San Juan County, State of Washington, are true and correct.



[Handwritten signature]

Camolyn Armstrong, Elections Manager

Subscribed and sworn before me this 15th day of August 2022

[Handwritten signature]

Christine Minnie, County Legislative Authority (witness)

Certification of the Canvassing Board

STATE OF WASHINGTON)
) ss.
COUNTY OF SAN JUAN)

The undersigned officers designated by law as constituting the Canvassing Board for the County of San Juan, State of Washington, hereby certify that this is a full, true, and correct copy of the Abstract of Votes including the cumulative results, precinct results, and reconciliation report of votes cast at the Primary Election held on August 2, 2022, in San Juan County, State of Washington, and that the following are the true and reconciled numbers of voters and votes counted.



Witness our hands and official seal this 16th day of August 2022

[Handwritten signature]

Natasha Warmenhoven, County Deputy Auditor

[Handwritten signature]

Christine Minney, County Legislative Authority (witness)

[Handwritten signature]

Jonathan Cain, Chief-Prosecuting Attorney (witness)
DEPUTY

**ABSTRACT OF 2022 PRIMARY ELECTION RETURNS
SAN JUAN COUNTY, WASHINGTON**

2022 Primary Election

Lopez Island School District No. 144

Proposition No.1 – Replacement Educational Programs and Operations Levy

	Registered Voters	Votes Cast	Yes	No
Total	2,454	1,327	941	386

Proposition No. 1 passed with a 70.91% approval of the total number of votes cast (a 50% plus one vote was required to pass).

STATE OF WASHINGTON }
COUNTY OF SAN JUAN }


I do solemnly swear that the above is a full, true and correct abstract thereof made by the Canvass Board as required by law.

Attest:  8/22/22
F. Milene Henley, Date
San Juan County Auditor

STATE OF WASHINGTON }
COUNTY OF SAN JUAN }

The undersigned, being designated by the canvassing board of election returns for and in the County of San Juan, State of Washington, do hereby certify that the foregoing is a true, full and correct abstract of votes polled in Lopez Island School District No. 144 at the Primary held on August 2, 2022

**ABSTRACT OF 2022 PRIMARY ELECTION RETURNS
Lopez Island School District No. 144**

 8/22/22
Camolyn Armstrong Date
San Juan County Elections Manager



SAN JUAN COUNTY
WASHINGTON

F. Milene Henley, County Auditor
Camolyn Armstrong, Elections Manager
 22 Second St · PO Box 638
 Friday Harbor, WA 98250
 (360) 378-3357
 sanjuanco.com/elections

Canvassing Board Review and Certification Meetings
August 2, 2022 Primary Election

August 15, 2022 — Review

Attendees:

- Natasha Warmenhoven – San Juan County Chief Deputy Auditor
- Christine Minney – San Juan County Council Member
- Jonathan Cain – San Juan County Chief Deputy Prosecutor
- Camolyn Armstrong – Elections Manager
- Oswyn Eshelman – Elections Specialist

Chief Deputy Auditor Warmenhoven called the Canvassing Board review meeting to order at 8:32 am on Monday August 15, 2022, at the San Juan County Elections office. Ms. Armstrong began with the Oath of Authenticity. Councilperson Minney and Elections Manager Ms. Armstrong both signed the Oath.

Canvassing Board members reviewed challenged envelopes and ballots as follows:

Challenged Envelopes	Total to Canvass	Accepted	Rejected
No Signature	5	0	5
Mismatch Signature	27	8	19
Late Return – Mail / Ballot Box	25	0	25
Challenged Ballots	Total to Canvass	Accepted	Rejected
Total Challenged Ballots - Voter Intent	2	2	0
Total to Canvass	59		

The Canvassing Board reviewed 5 envelopes from the no signature received group and rejected all.

The Canvassing Board reviewed 27 envelopes from the mismatched signature group and accepted 8 and rejected 19.

Ms. Armstrong detailed the best practices for the ballots. We will contact the voter right away via phone or email to let them know that they will get a signature form to sign and to return the form as soon as possible. We will also contact them again 3 days prior if we have their contact information.

There were 25 late ballots reviewed. 3 were returned late at the ballot box on election night. 22 were returned late through the mail. All members were in agreement that the ballots were returned

Late Return – Mail / Ballot Box

25

0	25
---	----

Challenged Ballots

Total to Canvass

Accepted

Rejected

Total Challenged Ballots – Voter Intent

0

0	0
---	---

**Total
Rejected**

45

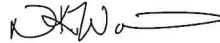
Canvassing Board members signed the Certification of Canvassing Board to certify the August 2, 2022 Election.

The meeting was adjourned at 8:44 am.

Respectfully submitted,



Natasha Warmenhoven, SJC Chief Deputy Auditor



Approved:

Natasha Warmenhoven, SJC Chief Deputy Auditor



Christine Minney (Aug 25, 2022 16:32 PDT)

Christine Minney, SJC Council Member



Jonathan Cain, SJC Chief Deputy Prosecuting Attorney

✔ Agreement completed.

2022-08-29 - 6:36:18 PM GMT



Adobe Acrobat Sign



SAN JUAN COUNTY WASHINGTON

F. Milene Henley, County Auditor
Camolyn Armstrong, Elections Manager
22 Second St · PO Box 638
Friday Harbor, WA 98250
(360) 378-3357
sanjuanco.com/elections

Primary Election – August 2, 2022

Canvass Board Meeting - canvassing vote-by-mail and challenged ballots - Review

Monday, August 15, 2022

Canvass Board Members Present:

Natasha Warmenhoven, SJC Deputy Auditor	Ballots issued:	14,845		
Christine Minney, SJC Councilmember	Registered Voters:	14,560		
Jonathan Cain, Chief Prosecuting Attorney	Ballots received:	7,380		
	Ballots accepted:	7,323	49%	Return

Challenged Envelopes	Total to Canvass	Accepted	Rejected
No Signature	5	<input type="text"/>	<input type="text" value="5"/>
Mismatch Signature	27	<input type="text" value="8"/>	<input type="text" value="19"/>
Late Return - Mail / ballot box	25	<input type="text"/>	<input type="text" value="25"/>
Total Challenged Envelopes sent to Canvass		57	

Challenged Ballots	Total to Canvass	Accepted	Rejected
Total Challenged Ballots	2	<input type="text" value="2"/>	<input type="text"/>
		Total Rejected	<input type="text" value="49"/>

San Juan County Deputy Auditor Signature:


San Juan County Canvass Board
Review of Late Mailed Ballots

San Juan County Canvass Board
August 2, 2022 Primary Election

On August 15, 2022, the Canvass Board reviewed 22 envelopes with late postmarks.

6 envelopes were accepted as timely and

22 envelopes were rejected as late by the Canvass Board.




~~F. Milene Henley, Auditor (witness)~~
Natasha Warmenhoven, Chief Deputy Auditor

August 15, 2022



Christing Minney, Councilmember (witness)

August 15, 2022



Jonathan Cain, Chief Prosecuting Attorney (witness)

August 15, 2022


San Juan County Canvass Board
Review of Late Drop Box Ballots

San Juan County Canvass Board
August 2, 2022 Primary Election

On August 15, 2022, the Canvass Board reviewed 3 envelopes with late postmarks.

 envelopes were accepted as timely and

✓ envelopes were rejected as late by the Canvass Board.



August 15, 2022

~~F. Milene Henley, Auditor (witness)~~

Natasha Warmenhoven, Chief Deputy Auditor



August 15, 2022

Christing Minney, Councilmember (witness)



August 15, 2022

Jonathan Cain, Chief Prosecuting Attorney (witness)



SAN JUAN COUNTY
WASHINGTON

F. Milene Henley, County Auditor
Camolyn Armstrong, Elections Manager
22 Second St · PO Box 638
Friday Harbor, WA 98250
(360) 378-3357
sanjuanco.com/elections


Canvass Board Meeting - Certification of Election
Tuesday, August 16, 2022

Canvass Board Members Present:

Natasha Warmenhoven, SJC Deputy Auditor	Ballots issued:	14845		
Christine Minney, SJC Councilmember	Registered Voters:	14560		
Jonathan Cain, SJC Chief Prosecuting Attorney	Ballots received:	7384		
	Ballots accepted:	7339	50.36%	Return

Challenged Envelopes	Total to Canvass	Accepted	Rejected
No Signature received	5	1	4
Cure forms received and processed	1		
Outstanding balance (letters sent to voters, no response)	4		
Mismatch Signature	27	11	16
Cure forms received and processed	3		
Outstanding balance (letters sent to voters, no response)	16		
Late Return – Mail / Ballot box	25	0	25
Total Challenged Envelopes sent to Canvass	57		

Challenged Ballots	Total to Canvass	Accepted	Rejected
Total Challenged Ballots	0		0
		Total Rejected	45

San Juan County Auditor Signature: 
Chief Deputy

San Juan County Auditor

Reconciliation Form

General information

County name	<u>San Juan</u>	Registered voters eligible to participate	
Election date	<u>8/2/2022</u>	Active registered voters	<u>14,560</u>
		Inactive registered voters	<u>1,009</u>

Category Reconciliation (detailed accounting of ballots)

	Issued (number of voters issued ballots)	Credited voters in VoteWA (envelopes containing ballots)	Ballots Accepted (Counted / Tabulated)	Ballots not counted		Discrepancy (if zero, category balances)
				Ballots forwarded to other counties	Ballots Rejected	
UOCAVA	338	30	30	N/A	0	0
Federal write-in	N/A	0	0	N/A	0	0
Provisional	0	0	0	0	0	0
DREs	0	0	0	N/A	0	0
All voters not reported in above categories	14,507	7,355	7,310	0	45	0
Total for all voter categories	14,845	7,385	7,340	0	45	0

Summary

Reconciliation

Overall Ballot Reconciliation	
Ballots Received	7,384
Ballots Accepted	7,339
Ballots Not Counted	45
Discrepancy	0

Voters credited to ballots counted

Credited voters in VoteWA	7,340
Credited envelopes without ballots (1)	
Voters not credited in VoteWA (examples: FWAB or ACP)	0
Total valid ballots	7,339
Discrepancy	0

Additional Information

Replacement Ballots

Requested	307
Issued	307
Returned	185
Counted	185
Rejected	0

Return method

Email	24
Fax	0
Deposited at staffed, unstaffed deposit sites and voting centers	4,240
Non-UOCAVA returned by Fax or Email	24

Generation method

VoteWA	96
Other online programs	0
PDF originating from county	0
Non-UOCAVA ballots issued electronically	100

AVU

Estimated number of paper ballots printed by AVU	0
--	---

Category discrepancy explanation

VoteWA discrepancy explanation

Report prepared by: Camolyn Amstrong, Elections Manager
 Contact number: 360-370-7563

Date: August 15, 2022

Reconciliation Form

Data entry

General information	
County name	San Juan
Election date	8/2/2022

Registered voters eligible to participate	
Number of ACTIVE registered voters	14,560
Number of INACTIVE registered voters	1,009
Total registered voters eligible to participate	15,569

VoteWA	
How many voters were credited in VoteWA?	7,340
How many envelopes without ballots were credited, including ballots of other elections?	1
How many valid voters were NOT credited in VoteWA (ACP, FWAB)?	
Adjusted number of valid voters	7,339

Ballots issued	
What was the total number of ballots issued?	14,845
Of the total number above, how many UOCAVA ballots were issued?	338
Of the total number above, how many provisional ballots were issued?	-
Of the total number above, how many DRE ballots were issued?	-

Voted ballots received	
How many voted ballots (in total) did you receive?	7,385
Of the number above, how many UOCAVA ballots did you receive?	30
Of the number above, how many Federal write-in ballots did you receive?	-
Of the number above, how many provisional ballots did you receive?	-
Of the number above, how DRE ballots were cast?	-

Ballots Accepted	
How many ballots (in total) were counted/tabulated?	7,339
Of the number above, how many UOCAVA ballots were counted/tabulated?	30
Of the number above, how many Federal Write-in ballots were counted/tabulated?	-
Of the number above, how many provisional ballots were counted/tabulated?	-
Of the number above, how many DRE ballots were counted/tabulated?	-

Ballots NOT Counted/Tabulated	
Forwarded ballots	
Total ballots forwarded to other counties?	-
Of the total number above, how many of the forwarded ballots were provisional ballots?	-
Of the total number above, how many of the forwarded ballots were late transfer?	-
Rejected ballots	
Total ballots rejected	45
Of the total above, how many were rejected because of a missing signature?	4
Of the total above, how many were rejected because of the signature didn't match?	16
Of the total above, how many were rejected because of the ballot was Postmarked too late?	25
Of the total above, how many were rejected because they were returned electronically and no hardcopy was received?	-
Of the total above, how many were rejected other reasons?	-
Total UOCAVA ballots rejected	-
Of the total above, how many were rejected because of a missing signature?	-
Of the total above, how many were rejected because of the signature didn't match?	-
Of the total above, how many were rejected because of the ballot was Postmarked too late?	-
Of the total above, how many were rejected other reasons?	-
Total Federal Write-in Absentee ballots rejected	-

Additional Information

Replacement Ballots

How many replacement ballots were requested?	307
How many replacement ballots were issued?	307
How many replacement ballots were received?	185
How many replacement ballots were counted?	185
How many replacement ballots were rejected?	-

Ballot generation method

How many ballots were generated through VoteWA?	96
How many ballots were generated through other online programs?	-
How many ballots were generated through a PDF originating from the county?	-
How many non-UOCAVA ballots were issued by email, fax, or online program?	100

Ballots returned

In total, how many ballots were returned by E-mail?	24
In total, how many ballots were returned by fax?	-
How many non-UOCAVA ballots were returned by E-Mail or fax?	24
How many ballots were deposited at staffed or unstaffed deposit sites and voting centers?	4,240

AVU

Please provide an estimate of the number of paper ballots printed by AVU	-
--	---

Signature

Report prepared by

Camolyn Armstrong, Elections Manager

Date

08/15/22

Contact number

360-370-7563

Completing this form fulfils the requirements in RCW 29A.60.235 and 2011 c 10 s 62
Rev 2.4 (08/13/2019)

#NAME?

Manual Count of Random Groups - Post Election Audit


Date of Election: August 2, 2022 Primary

Congressional District 2 - U.S. Representative

Response	Batch 219	Batch 208	Batch 210	Batch 209	Batch 211	Batch 207	Manual Totals	Machine Totals
	4	1	0	2	2	9		
Cody Hart	11	5	9	5	2	2	40	40
Dan Matthews	0	0	0	0	0	1	1	1
Doug "Yoshe" Revelle	0	4	0	1	0	0	5	5
Bill Wheeler	0	2	6	0	0	0	3	3
Jon Welch	0	0	0	0	0	0	0	0
Brandon Lee Stainaker	13	7	13	8	8	0	67	67
Jason Call	0	0	0	0	0	0	1	1
Leif Johnson	0	0	0	1	2	0	3	3
Carrie R. Kennedy	29	27	27	32	20	0	164	164
Rick Larsen	0	0	0	0	0	0	1	1
Write-ins	1	0	1	0	0	0	2	2
Undervotes	0	0	0	0	0	0	0	0
Overvotes	0	0	0	0	0	0	0	0

Manual Audit matched machine count: Yes; No

Explain any discrepancies : _____

Audit results certified by: 

Elections Manager: _____
Camolyn Armstrong

Date Aug 3, 2022

Manual Count of Random Groups - Post Election Audit

Date of Election: August 2, 2022 Primary

Batch 207

Congressional District 2 - U.S. Representative

Response	Count Team 1	Count Team 2	Manual Totals
Cody Hart	2	2	2
Dan Matthews	9	9	9
Doug "Yoshe" Revelle	1	1	1
Bill Wheeler	0	0	1
Jon Welch	0	0	1
Brandon Lee Stainaker	0	0	1
Jason Call	8	8	8
Leif Johnson	0	0	1
Carrie R. Kennedy	2	2	2
Rick Larsen	28	28	28
Write-ins	0	0	1
Undervotes	0	0	1
Overvotes	0	0	1

Audit results processed by:

Count Team 1:

Sign 1. *Jim. H.* Date 8/3/22

Sign 2. *Hayden* Date 8.3.22

Count Team 2:

Sign 1. *Donald J. He* Date 8-3-22

Sign 2. *Keith Crow* Date 8/3/22

Manual Count of Random Groups - Post Election Audit

Date of Election: August 2, 2022 Primary

Batch 219

Congressional District 2 - U.S. Representative

Response	Count Team 1	Count Team 2	Manual Totals
Cody Hart	4	4	4
Dan Matthews	1	1	1
Doug "Yoshe" Revelle			0
Bill Wheeler			0
Jon Welch			0
Brandon Lee Stainaker			0
Jason Call	13	13	13
Leif Johnson			0
Carrie R. Kennedy			0
Rick Larsen	29	29	29
Write-ins			0
Undervotes	1	1	1
Overvotes			0

Audit results processed by:

Count Team 1:

Sign 1. Ronald D. Ho Date 8-3-22

Sign 2. Ann H. Lewis Date 8/3/22

Count Team 2:

Sign 1. [Signature] Date 8/3/22

Sign 2. Kim Burns Date 8/3/22

Manual Count of Random Groups - Post Election Audit

Date of Election: August 2, 2022 Primary

Batch 208

Congressional District 2 - U.S. Representative

Response	Count Team 1	Count Team 2	Manual Totals
Cody Hart	1	1	1
Dan Matthews	11	11	11
Doug "Yoshe" Revelle	0	0	0
Bill Wheeler	0	0	0
Jon Welch	2	2	2
Brandon Lee Stainaker	0	0	0
Jason Call	7	7	7
Leif Johnson	0	0	0
Carrie R. Kennedy	0	0	0
Rick Larsen	27	27	27
Write-ins	1	1	1
Undervotes	0	0	0
Overvotes	0	0	0

Audit results processed by:

Count Team 1:

Sign 1. *Dan Matthews* Date 8/3/22

Sign 2. *Stacy* Date 8.3.22

Count Team 2:

Sign 1. *[Signature]* Date 8-3-22

Sign 2. *[Signature]* Date 8/3/22

Manual Count of Random Groups - Post Election Audit

Date of Election: August 2, 2022 Primary

Batch 210

Congressional District 2 - U.S. Representative

Response	Count Team 1	Count Team 2	Manual Totals
Cody Hart	0	0	0
Dan Matthews	5	5	5
Doug "Yoshe" Revelle	0	0	0
Bill Wheeler	4	4	4
Jon Welch	1	1	1
Brandon Lee Stainaker	0	0	0
Jason Call	18	18	18
Leif Johnson	1	1	1
Carrie R. Kennedy	0	0	0
Rick Larsen	21	21	21
Write-ins	0	0	0
Undervotes	0	0	0
Overvotes	0	0	0

Audit results processed by:

Count Team 1:

Sign 1. [Signature] Date 8/3/22

Sign 2. [Signature] Date 8/3/22

Count Team 2:

Sign 1. [Signature] Date 8/3/22

Sign 2. [Signature] Date 8.3.22

Manual Count of Random Groups - Post Election Audit

Date of Election: August 2, 2022 Primary

Batch 209

Congressional District 2 - U.S. Representative

Response	Count Team 1	Count Team 2	Manual Totals
Cody Hart			0
Dan Matthews	9	9	9
Doug "Yoshe" Revelle			0
Bill Wheeler			0
Jon Welch			0
Brandon Lee Stainaker			0
Jason Call	13	13	13
Leif Johnson			0
Carrie R. Kennedy			0
Rick Larsen	27	27	27
			0
Write-ins			0
Undervotes	7	1	1
Overvotes			0
			0

Audit results processed by:

Count Team 1:

Sign 1. *Brandon Lee Stainaker* Date 8-3-22

Sign 2. *Walt Coon* Date 8/3/22

Count Team 2:

Sign 1. *Kim Burson* Date 8/3/22

Sign 2. *Kim Burson* Date 8/3/22

Manual Count of Random Groups - Post Election Audit

Date of Election: August 2, 2022 Primary

Batch 211

Congressional District 2 - U.S. Representative

Response	Count Team 1	Count Team 2	Manual Totals
Cody Hart	2	2	2
Dan Matthews	5	5	5
Doug "Yoshe" Revelle	0	0	0
Bill Wheeler	1	1	1
Jon Welch	0	0	—
Brandon Lee Stainaker	0	0	—
Jason Call	8	8	8
Leif Johnson	0	0	—
Carrie R. Kennedy	1	1	1
Rick Larsen	32	32	32
Write-ins	0	0	—
Undervotes	0	0	—
Overvotes	0	0	—

Audit results processed by:

Count Team 1:

Sign 1. [Signature]

Date 8/3/22

Sign 2. [Signature]

Date 8/3/22

Count Team 2:

Sign 1. [Signature]

Date 8/3/22

Sign 2. [Signature]

Date 8.3.22

Cumulative Results

2022 Primary Election

Run Time 12:31 PM
Run Date 08/03/2022

San Juan County

2022 August Primary

8/2/2022

Page 2

Unofficial Results

Registered Voters

4758 of 14560 = 32.68%

Precincts Reporting

0 of 23 = 0.00%

U.S. Representative - 2-year term - vote for one

Choice	Party	Absentee Voting		Total	
Cody Hart		208	4.43%	208	4.43%
Dan Matthews		572	12.18%	572	12.18%
Doug "Yoshe" Revelle		18	0.38%	18	0.38%
Bill Wheeler		85	1.81%	85	1.81%
Jon Welch		103	2.19%	103	2.19%
Brandon Lee Stalnaker		10	0.21%	10	0.21%
Jason Call		992	21.12%	992	21.12%
Leif Johnson		28	0.60%	28	0.60%
Carrie R. Kennedy		102	2.17%	102	2.17%
Rick Larsen		2,578	54.90%	2,578	54.90%
Cast Votes:		4,696	100.00%	4,696	100.00%
Undervotes:		50		50	
Overvotes:		5		5	
Unresolved write-in votes:		7		7	

Election Night
 199 -
 532 -
 17 -
 80 -
 100 -
 10 -
 925 -
 27 -
 99 -
 2414 -
 48 -
 5 -
 6 -

Post Election Count
 9
 40
 1
 5
 3
 0
 67
 1
 3
 164
 2
 0
 1

Secretary of State - 2-year unexpired term - vote for one

Choice	Party	Absentee Voting		Total	
Bob Hagglund		197	4.32%	197	4.32%
Kurtis Engle		4	0.09%	4	0.09%
Marquez Tiggs		396	8.69%	396	8.69%
Tamborine Borrelli		95	2.09%	95	2.09%
Steve Hobbs		2,484	54.53%	2,484	54.53%
Keith L. Wagoner		591	12.97%	591	12.97%
Mark Miloscia		120	2.63%	120	2.63%
Julie Anderson		668	14.67%	668	14.67%
Cast Votes:		4,555	100.00%	4,555	100.00%
Undervotes:		192		192	
Overvotes:		6		6	
Unresolved write-in votes:		5		5	

Cumulative Results

2022 Primary Election

Run Time 12:31 PM

Run Date 08/03/2022

San Juan County

2022 August Primary

8/2/2022

Page 3

Unofficial Results**Registered Voters**

4758 of 14560 = 32.68%

Precincts Reporting

0 of 23 = 0.00%

State Representative Position 1 - 2-year term - vote for one

Choice	Party	Absentee Voting		Total	
Debra Lekanoff		3,513	100.00%	3,513	100.00%
	Cast Votes:	3,513	100.00%	3,513	100.00%
	Undervotes:	1,073		1,073	
	Overvotes:	1		1	
	Unresolved write-in votes:	171		171	

State Representative Position 2 - 2-year term - vote for one

Choice	Party	Absentee Voting		Total	
Alex Ramel		3,057	82.53%	3,057	82.53%
Trevor Smith		647	17.47%	647	17.47%
	Cast Votes:	3,704	100.00%	3,704	100.00%
	Undervotes:	950		950	
	Overvotes:	6		6	
	Unresolved write-in votes:	98		98	

Prosecuting Attorney - 4-year term - vote for one

Choice	Party	Absentee Voting		Total	
Amy Vira		3,432	100.00%	3,432	100.00%
	Cast Votes:	3,432	100.00%	3,432	100.00%
	Undervotes:	1,196		1,196	
	Overvotes:	1		1	
	Unresolved write-in votes:	129		129	

Eastsound Democrat PCO - 2-year term - vote for one

Choice	Party	Absentee Voting		Total	
David Turnoy		59	67.05%	59	67.05%
Dan Christopherson		29	32.95%	29	32.95%
	Cast Votes:	88	100.00%	88	100.00%
	Undervotes:	52		52	
	Overvotes:	0		0	
	Unresolved write-in votes:	0		0	

Cumulative Results

2022 Primary Election

Run Time 12:31 PM
Run Date 08/03/2022

San Juan County

2022 August Primary

8/2/2022

Page 4

Unofficial Results

Registered Voters
4758 of 14560 = 32.68%

Precincts Reporting
0 of 23 = 0.00%

Lopez Island School District - Proposition No. 1

Choice	Party	Absentee Voting		Total	
Yes		508	70.75%	508	70.75%
No		210	29.25%	210	29.25%
Cast Votes:		718	100.00%	718	100.00%
Undervotes:		30		30	
Overvotes:		0		0	
Unresolved write-in votes:		0		0	

*** End of report ***

Cumulative Results

2022 Primary Election

Run Time 12:31 PM
Run Date 08/03/2022**San Juan County**

2022 August Primary

8/2/2022

Page 1

Unofficial Results**Registered Voters**

4758 of 14560 = 32.68%

Precincts Reporting

0 of 23 = 0.00%

U.S. Senator - 6-year term - vote for one

Choice	Party	Absentee Voting		Total	
Henry Clay Dennison		34	0.72%	34	0.72%
Mohammad Hassan Said		22	0.47%	22	0.47%
John Guenther		49	1.04%	49	1.04%
Tiffany Smiley		975	20.69%	975	20.69%
Dan Phan Doan		7	0.15%	7	0.15%
Dr Pano Churchill		31	0.66%	31	0.66%
Dave Saulibio		15	0.32%	15	0.32%
Sam Cusmir		2	0.04%	2	0.04%
Bill Hirt		13	0.28%	13	0.28%
Jon Butler		8	0.17%	8	0.17%
Bryan Solstin		29	0.62%	29	0.62%
Martin D. Hash		17	0.36%	17	0.36%
Patty Murray		3,315	70.34%	3,315	70.34%
Thor Amundson		11	0.23%	11	0.23%
Charlie (Chuck) Jackson		20	0.42%	20	0.42%
Naz Paul		47	1.00%	47	1.00%
Ravin Pierre		65	1.38%	65	1.38%
Leon Lawson		53	1.12%	53	1.12%
Cast Votes:		4,713	100.00%	4,713	100.00%
Undervotes:		28		28	
Overvotes:		11		11	
Unresolved write-in votes:		6		6	

Cumulative Results

2022 Primary Election

Run Time 12:27 PM
Run Date 08/03/2022**San Juan County**

2022 August Primary

8/2/2022

Page 2

Unofficial Results**Registered Voters**
4462 of 14560 = 30.65%**Precincts Reporting**
0 of 23 = 0.00%**U.S. Representative - 2-year term - vote for one**

Choice	Party	Absentee Voting		Total	
Cody Hart		199	4.52%	199	4.52%
Dan Matthews		532	12.08%	532	12.08%
Doug "Yoshe" Revelle		17	0.39%	17	0.39%
Bill Wheeler		80	1.82%	80	1.82%
Jon Welch		100	2.27%	100	2.27%
Brandon Lee Stalnaker		10	0.23%	10	0.23%
Jason Call		925	21.01%	925	21.01%
Leif Johnson		27	0.61%	27	0.61%
Carrie R. Kennedy		99	2.25%	99	2.25%
Rick Larsen		2,414	54.83%	2,414	54.83%
Cast Votes:		4,403	100.00%	4,403	100.00%
Undervotes:		48		48	
Overvotes:		5		5	
Unresolved write-in votes:		6		6	

Secretary of State - 2-year unexpired term - vote for one

Choice	Party	Absentee Voting		Total	
Bob Hagglund		189	4.43%	189	4.43%
Kurtis Engle		3	0.07%	3	0.07%
Marquez Tiggs		366	8.57%	366	8.57%
Tamborine Borrelli		91	2.13%	91	2.13%
Steve Hobbs		2,348	55.00%	2,348	55.00%
Keith L. Wagoner		557	13.05%	557	13.05%
Mark Miloscia		112	2.62%	112	2.62%
Julie Anderson		603	14.13%	603	14.13%
Cast Votes:		4,269	100.00%	4,269	100.00%
Undervotes:		183		183	
Overvotes:		6		6	
Unresolved write-in votes:		4		4	

Cumulative Results

2022 Primary Election

Run Time 12:27 PM
Run Date 08/03/2022**San Juan County**

2022 August Primary

8/2/2022

Page 3

Unofficial Results**Registered Voters**
4462 of 14560 = 30.65%**Precincts Reporting**
0 of 23 = 0.00%**State Representative Position 1 - 2-year term - vote for one**

Choice	Party	Absentee Voting		Total	
Debra Lekanoff		3,301	100.00%	3,301	100.00%
	Cast Votes:	3,301	100.00%	3,301	100.00%
	Undervotes:	999		999	
	Overvotes:	1		1	
	Unresolved write-in votes:	161		161	

State Representative Position 2 - 2-year term - vote for one

Choice	Party	Absentee Voting		Total	
Alex Ramel		2,872	82.96%	2,872	82.96%
Trevor Smith		590	17.04%	590	17.04%
	Cast Votes:	3,462	100.00%	3,462	100.00%
	Undervotes:	899		899	
	Overvotes:	6		6	
	Unresolved write-in votes:	95		95	

Prosecuting Attorney - 4-year term - vote for one

Choice	Party	Absentee Voting		Total	
Amy Vira		3,220	100.00%	3,220	100.00%
	Cast Votes:	3,220	100.00%	3,220	100.00%
	Undervotes:	1,118		1,118	
	Overvotes:	1		1	
	Unresolved write-in votes:	123		123	

Eastsound Democrat PCO - 2-year term - vote for one

Choice	Party	Absentee Voting		Total	
David Turnoy		59	67.05%	59	67.05%
Dan Christopherson		29	32.95%	29	32.95%
	Cast Votes:	88	100.00%	88	100.00%
	Undervotes:	52		52	
	Overvotes:	0		0	
	Unresolved write-in votes:	0		0	

Cumulative Results

2022 Primary Election

Run Time 12:27 PM
Run Date 08/03/2022

San Juan County

2022 August Primary

8/2/2022

Page 4

Unofficial Results

Registered Voters
4462 of 14560 = 30.65%

Precincts Reporting
0 of 23 = 0.00%

Lopez Island School District - Proposition No. 1

Choice	Party	Absentee Voting		Total	
Yes		508	70.75%	508	70.75%
No		210	29.25%	210	29.25%
Cast Votes:		718	100.00%	718	100.00%
Undervotes:		30		30	
Overvotes:		0		0	
Unresolved write-in votes:		0		0	

*** End of report ***

Cumulative Results

2022 Primary Election

Run Time 12:27 PM

Run Date 08/03/2022

San Juan County

2022 August Primary

8/2/2022

Page 1

Unofficial Results**Registered Voters**

4462 of 14560 = 30.65%

Precincts Reporting

0 of 23 = 0.00%

U.S. Senator - 6-year term - vote for one

Choice	Party	Absentee Voting		Total	
Henry Clay Dennison		29	0.66%	29	0.66%
Mohammad Hassan Said		20	0.45%	20	0.45%
John Guenther		45	1.02%	45	1.02%
Tiffany Smiley		917	20.75%	917	20.75%
Dan Phan Doan		7	0.16%	7	0.16%
Dr Pano Churchill		26	0.59%	26	0.59%
Dave Saulibio		15	0.34%	15	0.34%
Sam Cusmir		2	0.05%	2	0.05%
Bill Hirt		13	0.29%	13	0.29%
Jon Butler		7	0.16%	7	0.16%
Bryan Solstin		27	0.61%	27	0.61%
Martin D. Hash		16	0.36%	16	0.36%
Patty Murray		3,116	70.51%	3,116	70.51%
Thor Amundson		10	0.23%	10	0.23%
Charlie (Chuck) Jackson		19	0.43%	19	0.43%
Naz Paul		41	0.93%	41	0.93%
Ravin Pierre		59	1.34%	59	1.34%
Leon Lawson		50	1.13%	50	1.13%
Cast Votes:		4,419	100.00%	4,419	100.00%
Undervotes:		27		27	
Overvotes:		11		11	
Unresolved write-in votes:		5		5	

Cumulative Results

2022 Primary Election

Run Time 5:07 PM
Run Date 08/15/2022**San Juan County**

2022 August Primary

8/2/2022

Page 1

Official Results**Registered Voters**

7339 of 14560 = 50.41%

Precincts Reporting

0 of 23 = 0.00%

U.S. Senator - 6-year term - vote for one

Choice	Party	Absentee Voting		Total	
Henry Clay Dennison		67	0.92%	67	0.92%
Mohammad Hassan Said		35	0.48%	35	0.48%
John Guenther		71	0.98%	71	0.98%
Tiffany Smiley		1,482	20.39%	1,482	20.39%
Dan Phan Doan		9	0.12%	9	0.12%
Dr Pano Churchill		49	0.67%	49	0.67%
Dave Saulibio		24	0.33%	24	0.33%
Sam Cusmir		7	0.10%	7	0.10%
Bill Hirt		19	0.26%	19	0.26%
Jon Butler		10	0.14%	10	0.14%
Bryan Solstin		40	0.55%	40	0.55%
Martin D. Hash		26	0.36%	26	0.36%
Patty Murray		5,106	70.24%	5,106	70.24%
Thor Amundson		25	0.34%	25	0.34%
Charlie (Chuck) Jackson		43	0.59%	43	0.59%
Naz Paul		78	1.07%	78	1.07%
Ravin Pierre		98	1.35%	98	1.35%
Leon Lawson		80	1.10%	80	1.10%
Scott Nazarino (Prefers Republican Party) (W)		0	0.00%	0	0.00%
Cast Votes:		7,269	100.00%	7,269	100.00%
Undervotes:		45		45	
Overvotes:		18		18	
Unresolved write-in votes:		7		7	

Cumulative Results

2022 Primary Election

Run Time 5:07 PM
Run Date 08/15/2022**San Juan County**

2022 August Primary

8/2/2022

Page 2

Official ResultsRegistered Voters
7339 of 14560 = 50.41%Precincts Reporting
0 of 23 = 0.00%**U.S. Representative - 2-year term - vote for one**

Choice	Party	Absentee Voting		Total	
Cody Hart		316	4.37%	316	4.37%
Dan Matthews		861	11.90%	861	11.90%
Doug "Yoshe" Revelle		26	0.36%	26	0.36%
Bill Wheeler		109	1.51%	109	1.51%
Jon Welch		202	2.79%	202	2.79%
Brandon Lee Stalnaker		20	0.28%	20	0.28%
Jason Call		1,639	22.65%	1,639	22.65%
Leif Johnson		59	0.82%	59	0.82%
Carrie R. Kennedy		147	2.03%	147	2.03%
Rick Larsen		3,856	53.30%	3,856	53.30%
Cast Votes:		7,235	100.00%	7,235	100.00%
Undervotes:		82		82	
Overvotes:		11		11	
Unresolved write-in votes:		11		11	

Secretary of State - 2-year unexpired term - vote for one

Choice	Party	Absentee Voting		Total	
Bob Hagglund		326	4.65%	326	4.65%
Kurtis Engle		7	0.10%	7	0.10%
Marquez Tiggs		651	9.29%	651	9.29%
Tamborine Borrelli		152	2.17%	152	2.17%
Steve Hobbs		3,738	53.33%	3,738	53.33%
Keith L. Wagoner		874	12.47%	874	12.47%
Mark Miloscia		173	2.47%	173	2.47%
Julie Anderson		1,088	15.52%	1,088	15.52%
Cast Votes:		7,009	100.00%	7,009	100.00%
Undervotes:		313		313	
Overvotes:		12		12	
Unresolved write-in votes:		5		5	

Cumulative Results

2022 Primary Election

Run Time 5:07 PM
Run Date 08/15/2022**San Juan County**

2022 August Primary

8/2/2022

Page 3

Official ResultsRegistered Voters
7339 of 14560 = 50.41%Precincts Reporting
0 of 23 = 0.00%**State Representative Position 1 - 2-year term - vote for one**

Choice	Party	Absentee Voting		Total	
Debra Lekanoff		5,390	98.12%	5,390	98.12%
Shannon Perkes (Prefers Republican Party) (W)		103	1.88%	103	1.88%
	Cast Votes:	5,493	100.00%	5,493	100.00%
	Undervotes:	1,663		1,663	
	Overvotes:	1		1	
	Unresolved write-in votes:	182		182	

State Representative Position 2 - 2-year term - vote for one

Choice	Party	Absentee Voting		Total	
Alex Ramel		4,713	81.87%	4,713	81.87%
Trevor Smith		1,044	18.13%	1,044	18.13%
	Cast Votes:	5,757	100.00%	5,757	100.00%
	Undervotes:	1,427		1,427	
	Overvotes:	6		6	
	Unresolved write-in votes:	149		149	

Prosecuting Attorney - 4-year term - vote for one

Choice	Party	Absentee Voting		Total	
Amy Vira		5,202	100.00%	5,202	100.00%
	Cast Votes:	5,202	100.00%	5,202	100.00%
	Undervotes:	1,914		1,914	
	Overvotes:	1		1	
	Unresolved write-in votes:	222		222	

Eastsound Democrat PCO - 2-year term - vote for one

Choice	Party	Absentee Voting		Total	
David Turnoy		125	66.14%	125	66.14%
Dan Christopherson		64	33.86%	64	33.86%
	Cast Votes:	189	100.00%	189	100.00%
	Undervotes:	119		119	
	Overvotes:	0		0	
	Unresolved write-in votes:	0		0	

Cumulative Results

2022 Primary Election

Run Time 5:07 PM
Run Date 08/15/2022**San Juan County**

2022 August Primary

8/2/2022

Page 4

Official Results**Registered Voters**
7339 of 14560 = 50.41%**Precincts Reporting**
0 of 23 = 0.00%**Lopez Island School District - Proposition No. 1**

Choice	Party	Absentee Voting		Total	
Yes		941	70.91%	941	70.91%
No		386	29.09%	386	29.09%
Cast Votes:		1,327	100.00%	1,327	100.00%
Undervotes:		46		46	
Overvotes:		0		0	
Unresolved write-in votes:		0		0	

*** End of report ***

Precinct Results Report

2022 Primary Election

Run Time 8:02 AM
Run Date 08/16/2022**San Juan County**

2022 August Primary

8/2/2022

Page 1

Official Results**Registered Voters**

7339 of 14560 = 50.41%

Precincts Reporting

0 of 23 = 0.00%

101 Friday Harbor N

427 of 1,086 registered voters = 39.32%

U.S. Senator - 6-year term - vote for one

Choice	Party	Absentee Voting		Total	
Henry Clay Dennison		8	1.90%	8	1.90%
Mohammad Hassan Said		3	0.71%	3	0.71%
John Guenther		3	0.71%	3	0.71%
Tiffany Smiley		84	19.91%	84	19.91%
Dan Phan Doan		0	0.00%	0	0.00%
Dr Pano Churchill		2	0.47%	2	0.47%
Dave Saulibio		5	1.18%	5	1.18%
Sam Cusmir		1	0.24%	1	0.24%
Bill Hirt		0	0.00%	0	0.00%
Jon Butler		0	0.00%	0	0.00%
Bryan Solstin		4	0.95%	4	0.95%
Martin D. Hash		2	0.47%	2	0.47%
Patty Murray		281	66.59%	281	66.59%
Thor Amundson		4	0.95%	4	0.95%
Charlie (Chuck) Jackson		6	1.42%	6	1.42%
Naz Paul		5	1.18%	5	1.18%
Ravin Pierre		7	1.66%	7	1.66%
Leon Lawson		7	1.66%	7	1.66%
Scott Nazarino (Prefers Republican Party) (W)		0	0.00%	0	0.00%
Cast Votes:		422	100.00%	422	100.00%
Undervotes:		4		4	
Overvotes:		1		1	
Unresolved write-in votes:		0		0	

Precinct Results Report

2022 Primary Election

Run Time 8:02 AM
Run Date 08/16/2022**San Juan County**

2022 August Primary

8/2/2022

Page 2

Official Results**Registered Voters**
7339 of 14560 = 50.41%**Precincts Reporting**
0 of 23 = 0.00%**101 Friday Harbor N**

427 of 1,086 registered voters = 39.32%

U.S. Representative - 2-year term - vote for one

Choice	Party	Absentee Voting		Total	
Cody Hart		21	4.96%	21	4.96%
Dan Matthews		53	12.53%	53	12.53%
Doug "Yoshe" Revelle		0	0.00%	0	0.00%
Bill Wheeler		5	1.18%	5	1.18%
Jon Welch		4	0.95%	4	0.95%
Brandon Lee Stalnaker		0	0.00%	0	0.00%
Jason Call		100	23.64%	100	23.64%
Leif Johnson		8	1.89%	8	1.89%
Carrie R. Kennedy		9	2.13%	9	2.13%
Rick Larsen		223	52.72%	223	52.72%
Cast Votes:		423	100.00%	423	100.00%
Undervotes:		4		4	
Overvotes:		0		0	
Unresolved write-in votes:		0		0	

Secretary of State - 2-year unexpired term - vote for one

Choice	Party	Absentee Voting		Total	
Bob Hagglund		25	6.08%	25	6.08%
Kurtis Engle		0	0.00%	0	0.00%
Marquez Tiggs		43	10.46%	43	10.46%
Tamborine Borrelli		12	2.92%	12	2.92%
Steve Hobbs		222	54.01%	222	54.01%
Keith L. Wagoner		45	10.95%	45	10.95%
Mark Miloscia		8	1.95%	8	1.95%
Julie Anderson		56	13.63%	56	13.63%
Cast Votes:		411	100.00%	411	100.00%
Undervotes:		16		16	
Overvotes:		0		0	
Unresolved write-in votes:		0		0	

Precinct Results Report

2022 Primary Election

Run Time 8:02 AM
Run Date 08/16/2022**San Juan County**

2022 August Primary

8/2/2022

Page 3

Official Results**Registered Voters**
7339 of 14560 = 50.41%**Precincts Reporting**
0 of 23 = 0.00%**101 Friday Harbor N**

427 of 1,086 registered voters = 39.32%

State Representative Position 1 - 2-year term - vote for one

Choice	Party	Absentee Voting		Total	
Debra Lekanoff		315	98.44%	315	98.44%
Shannon Perkes (Prefers Republican Party) (W)		5	1.56%	5	1.56%
	Cast Votes:	320	100.00%	320	100.00%
	Undervotes:	94		94	
	Overvotes:	0		0	
	Unresolved write-in votes:	13		13	

State Representative Position 2 - 2-year term - vote for one

Choice	Party	Absentee Voting		Total	
Alex Ramel		258	74.57%	258	74.57%
Trevor Smith		88	25.43%	88	25.43%
	Cast Votes:	346	100.00%	346	100.00%
	Undervotes:	72		72	
	Overvotes:	1		1	
	Unresolved write-in votes:	8		8	

Prosecuting Attorney - 4-year term - vote for one

Choice	Party	Absentee Voting		Total	
Amy Vira		310	100.00%	310	100.00%
	Cast Votes:	310	100.00%	310	100.00%
	Undervotes:	98		98	
	Overvotes:	0		0	
	Unresolved write-in votes:	19		19	

Precinct Results Report

2022 Primary Election

Run Time 8:02 AM
Run Date 08/16/2022**San Juan County**

2022 August Primary

8/2/2022

Page 4

Official Results**Registered Voters**
7339 of 14560 = 50.41%**Precincts Reporting**
0 of 23 = 0.00%**102 Friday Harbor S**

331 of 796 registered voters = 41.58%

U.S. Senator - 6-year term - vote for one

Choice	Party	Absentee Voting		Total	
Henry Clay Dennison		7	2.13%	7	2.13%
Mohammad Hassan Said		2	0.61%	2	0.61%
John Guenther		5	1.52%	5	1.52%
Tiffany Smiley		65	19.82%	65	19.82%
Dan Phan Doan		0	0.00%	0	0.00%
Dr Pano Churchill		6	1.83%	6	1.83%
Dave Saulibio		3	0.91%	3	0.91%
Sam Cusmir		0	0.00%	0	0.00%
Bill Hirt		1	0.30%	1	0.30%
Jon Butler		0	0.00%	0	0.00%
Bryan Solstin		0	0.00%	0	0.00%
Martin D. Hash		2	0.61%	2	0.61%
Patty Murray		218	66.46%	218	66.46%
Thor Amundson		2	0.61%	2	0.61%
Charlie (Chuck) Jackson		2	0.61%	2	0.61%
Naz Paul		3	0.91%	3	0.91%
Ravin Pierre		10	3.05%	10	3.05%
Leon Lawson		2	0.61%	2	0.61%
Scott Nazarino (Prefers Republican Party) (W)		0	0.00%	0	0.00%
	Cast Votes:	328	100.00%	328	100.00%
	Undervotes:	2		2	
	Overvotes:	1		1	
	Unresolved write-in votes:	0		0	

Precinct Results Report

2022 Primary Election

Run Time 8:02 AM
Run Date 08/16/2022**San Juan County**

2022 August Primary

8/2/2022

Page 5

Official ResultsRegistered Voters
7339 of 14560 = 50.41%Precincts Reporting
0 of 23 = 0.00%**102 Friday Harbor S**

331 of 796 registered voters = 41.58%

U.S. Representative - 2-year term - vote for one

Choice	Party	Absentee Voting		Total	
Cody Hart		16	4.91%	16	4.91%
Dan Matthews		35	10.74%	35	10.74%
Doug "Yoshe" Revelle		1	0.31%	1	0.31%
Bill Wheeler		5	1.53%	5	1.53%
Jon Welch		8	2.45%	8	2.45%
Brandon Lee Stalnaker		2	0.61%	2	0.61%
Jason Call		80	24.54%	80	24.54%
Leif Johnson		2	0.61%	2	0.61%
Carrie R. Kennedy		8	2.45%	8	2.45%
Rick Larsen		169	51.84%	169	51.84%
Cast Votes:		326	100.00%	326	100.00%
Undervotes:		5		5	
Overvotes:		0		0	
Unresolved write-in votes:		0		0	

Secretary of State - 2-year unexpired term - vote for one

Choice	Party	Absentee Voting		Total	
Bob Hagglund		16	5.11%	16	5.11%
Kurtis Engle		0	0.00%	0	0.00%
Marquez Tiggs		34	10.86%	34	10.86%
Tamborine Borrelli		3	0.96%	3	0.96%
Steve Hobbs		155	49.52%	155	49.52%
Keith L. Wagoner		39	12.46%	39	12.46%
Mark Miloscia		11	3.51%	11	3.51%
Julie Anderson		55	17.57%	55	17.57%
Cast Votes:		313	100.00%	313	100.00%
Undervotes:		17		17	
Overvotes:		1		1	
Unresolved write-in votes:		0		0	

Precinct Results Report

2022 Primary Election

Run Time 8:02 AM
Run Date 08/16/2022

San Juan County

2022 August Primary

8/2/2022

Page 6

Official Results

Registered Voters
7339 of 14560 = 50.41%

Precincts Reporting
0 of 23 = 0.00%

102 Friday Harbor S

331 of 796 registered voters = 41.58%

State Representative Position 1 - 2-year term - vote for one

Choice	Party	Absentee Voting		Total	
Debra Lekanoff		232	99.15%	232	99.15%
Shannon Perkes (Prefers Republican Party) (W)		2	0.85%	2	0.85%
	Cast Votes:	234	100.00%	234	100.00%
	Undervotes:	93		93	
	Overvotes:	1		1	
	Unresolved write-in votes:	3		3	

State Representative Position 2 - 2-year term - vote for one

Choice	Party	Absentee Voting		Total	
Alex Ramel		207	82.14%	207	82.14%
Trevor Smith		45	17.86%	45	17.86%
	Cast Votes:	252	100.00%	252	100.00%
	Undervotes:	78		78	
	Overvotes:	1		1	
	Unresolved write-in votes:	0		0	

Prosecuting Attorney - 4-year term - vote for one

Choice	Party	Absentee Voting		Total	
Amy Vira		231	100.00%	231	100.00%
	Cast Votes:	231	100.00%	231	100.00%
	Undervotes:	95		95	
	Overvotes:	1		1	
	Unresolved write-in votes:	4		4	

Precinct Results Report

2022 Primary Election

Run Time 8:02 AM
Run Date 08/16/2022**San Juan County**

2022 August Primary

8/2/2022

Page 7

Official Results**Registered Voters**
7339 of 14560 = 50.41%**Precincts Reporting**
0 of 23 = 0.00%**11 San Juan SE**

332 of 558 registered voters = 59.50%

U.S. Senator - 6-year term - vote for one

Choice	Party	Absentee Voting		Total	
Henry Clay Dennison		3	0.91%	3	0.91%
Mohammad Hassan Said		0	0.00%	0	0.00%
John Guenther		1	0.30%	1	0.30%
Tiffany Smiley		72	21.88%	72	21.88%
Dan Phan Doan		1	0.30%	1	0.30%
Dr Pano Churchill		5	1.52%	5	1.52%
Dave Saulibio		2	0.61%	2	0.61%
Sam Cusmir		0	0.00%	0	0.00%
Bill Hirt		0	0.00%	0	0.00%
Jon Butler		0	0.00%	0	0.00%
Bryan Solstin		1	0.30%	1	0.30%
Martin D. Hash		0	0.00%	0	0.00%
Patty Murray		224	68.09%	224	68.09%
Thor Amundson		0	0.00%	0	0.00%
Charlie (Chuck) Jackson		1	0.30%	1	0.30%
Naz Paul		7	2.13%	7	2.13%
Ravin Pierre		1	0.30%	1	0.30%
Leon Lawson		11	3.34%	11	3.34%
Scott Nazarino (Prefers Republican Party) (W)		0	0.00%	0	0.00%
	Cast Votes:	329	100.00%	329	100.00%
	Undervotes:	1		1	
	Overvotes:	2		2	
	Unresolved write-in votes:	0		0	

Precinct Results Report

2022 Primary Election

Run Time 8:02 AM
Run Date 08/16/2022**San Juan County**

2022 August Primary

8/2/2022

Page 8

Official ResultsRegistered Voters
7339 of 14560 = 50.41%Precincts Reporting
0 of 23 = 0.00%**11 San Juan SE**

332 of 558 registered voters = 59.50%

U.S. Representative - 2-year term - vote for one

Choice	Party	Absentee Voting		Total	
Cody Hart		19	5.79%	19	5.79%
Dan Matthews		46	14.02%	46	14.02%
Doug "Yoshe" Revelle		1	0.30%	1	0.30%
Bill Wheeler		2	0.61%	2	0.61%
Jon Welch		9	2.74%	9	2.74%
Brandon Lee Stalnaker		1	0.30%	1	0.30%
Jason Call		45	13.72%	45	13.72%
Leif Johnson		1	0.30%	1	0.30%
Carrie R. Kennedy		6	1.83%	6	1.83%
Rick Larsen		198	60.37%	198	60.37%
Cast Votes:		328	100.00%	328	100.00%
Undervotes:		4		4	
Overvotes:		0		0	
Unresolved write-in votes:		0		0	

Secretary of State - 2-year unexpired term - vote for one

Choice	Party	Absentee Voting		Total	
Bob Hagglund		18	5.75%	18	5.75%
Kurtis Engle		1	0.32%	1	0.32%
Marquez Tiggs		25	7.99%	25	7.99%
Tamborine Borrelli		7	2.24%	7	2.24%
Steve Hobbs		157	50.16%	157	50.16%
Keith L. Wagoner		43	13.74%	43	13.74%
Mark Miloscia		8	2.56%	8	2.56%
Julie Anderson		54	17.25%	54	17.25%
Cast Votes:		313	100.00%	313	100.00%
Undervotes:		19		19	
Overvotes:		0		0	
Unresolved write-in votes:		0		0	

Precinct Results Report

San Juan County

Official Results

2022 Primary Election

2022 August Primary

Registered Voters
7339 of 14560 = 50.41%

Run Time 8:02 AM
Run Date 08/16/2022

8/2/2022
Page 9

Precincts Reporting
0 of 23 = 0.00%

11 San Juan SE

332 of 558 registered voters = 59.50%

State Representative Position 1 - 2-year term - vote for one

Choice	Party	Absentee Voting		Total	
Debra Lekanoff		237	97.93%	237	97.93%
Shannon Perkes (Prefers Republican Party) (W)		5	2.07%	5	2.07%
	Cast Votes:	242	100.00%	242	100.00%
	Undervotes:	81		81	
	Overvotes:	0		0	
	Unresolved write-in votes:	9		9	

State Representative Position 2 - 2-year term - vote for one

Choice	Party	Absentee Voting		Total	
Alex Ramel		195	78.00%	195	78.00%
Trevor Smith		55	22.00%	55	22.00%
	Cast Votes:	250	100.00%	250	100.00%
	Undervotes:	76		76	
	Overvotes:	0		0	
	Unresolved write-in votes:	6		6	

Prosecuting Attorney - 4-year term - vote for one

Choice	Party	Absentee Voting		Total	
Amy Vira		228	100.00%	228	100.00%
	Cast Votes:	228	100.00%	228	100.00%
	Undervotes:	92		92	
	Overvotes:	0		0	
	Unresolved write-in votes:	12		12	

Precinct Results Report

2022 Primary Election

Run Time 8:02 AM
Run Date 08/16/2022**San Juan County**

2022 August Primary

8/2/2022

Page 10

Official ResultsRegistered Voters
7339 of 14560 = 50.41%Precincts Reporting
0 of 23 = 0.00%**12 San Juan SW**

410 of 832 registered voters = 49.28%

U.S. Senator - 6-year term - vote for one

Choice	Party	Absentee Voting		Total	
Henry Clay Dennison		3	0.74%	3	0.74%
Mohammad Hassan Said		1	0.25%	1	0.25%
John Guenther		5	1.23%	5	1.23%
Tiffany Smiley		81	19.85%	81	19.85%
Dan Phan Doan		1	0.25%	1	0.25%
Dr Pano Churchill		3	0.74%	3	0.74%
Dave Saulibio		0	0.00%	0	0.00%
Sam Cusmir		1	0.25%	1	0.25%
Bill Hirt		1	0.25%	1	0.25%
Jon Butler		0	0.00%	0	0.00%
Bryan Solstin		1	0.25%	1	0.25%
Martin D. Hash		2	0.49%	2	0.49%
Patty Murray		290	71.08%	290	71.08%
Thor Amundson		2	0.49%	2	0.49%
Charlie (Chuck) Jackson		2	0.49%	2	0.49%
Naz Paul		5	1.23%	5	1.23%
Ravin Pierre		3	0.74%	3	0.74%
Leon Lawson		7	1.72%	7	1.72%
Scott Nazarino (Prefers Republican Party) (W)		0	0.00%	0	0.00%
	Cast Votes:	408	100.00%	408	100.00%
	Undervotes:	2		2	
	Overvotes:	0		0	
	Unresolved write-in votes:	0		0	

Precinct Results Report

2022 Primary Election

Run Time 8:02 AM
Run Date 08/16/2022

San Juan County

2022 August Primary

8/2/2022

Page 11

Official Results

Registered Voters
7339 of 14560 = 50.41%

Precincts Reporting
0 of 23 = 0.00%

12 San Juan SW

410 of 832 registered voters = 49.28%

U.S. Representative - 2-year term - vote for one

Choice	Party	Absentee Voting		Total	
Cody Hart		18	4.46%	18	4.46%
Dan Matthews		53	13.12%	53	13.12%
Doug "Yoshe" Revelle		3	0.74%	3	0.74%
Bill Wheeler		9	2.23%	9	2.23%
Jon Welch		3	0.74%	3	0.74%
Brandon Lee Stalnaker		0	0.00%	0	0.00%
Jason Call		77	19.06%	77	19.06%
Leif Johnson		2	0.50%	2	0.50%
Carrie R. Kennedy		3	0.74%	3	0.74%
Rick Larsen		236	58.42%	236	58.42%
Cast Votes:		404	100.00%	404	100.00%
Undervotes:		6		6	
Overvotes:		0		0	
Unresolved write-in votes:		0		0	

Secretary of State - 2-year unexpired term - vote for one

Choice	Party	Absentee Voting		Total	
Bob Hagglund		12	3.03%	12	3.03%
Kurtis Engle		0	0.00%	0	0.00%
Marquez Tiggs		44	11.11%	44	11.11%
Tamborine Borrelli		7	1.77%	7	1.77%
Steve Hobbs		195	49.24%	195	49.24%
Keith L. Wagoner		54	13.64%	54	13.64%
Mark Miloscia		4	1.01%	4	1.01%
Julie Anderson		80	20.20%	80	20.20%
Cast Votes:		396	100.00%	396	100.00%
Undervotes:		14		14	
Overvotes:		0		0	
Unresolved write-in votes:		0		0	

Precinct Results Report

2022 Primary Election

Run Time 8:02 AM
Run Date 08/16/2022**San Juan County**

2022 August Primary

8/2/2022

Page 12

Official ResultsRegistered Voters
7339 of 14560 = 50.41%Precincts Reporting
0 of 23 = 0.00%**12 San Juan SW**

410 of 832 registered voters = 49.28%

State Representative Position 1 - 2-year term - vote for one

Choice	Party	Absentee Voting		Total	
Debra Lekanoff		312	98.73%	312	98.73%
Shannon Perkes (Prefers Republican Party) (W)		4	1.27%	4	1.27%
	Cast Votes:	316	100.00%	316	100.00%
	Undervotes:	82		82	
	Overvotes:	0		0	
	Unresolved write-in votes:	12		12	

State Representative Position 2 - 2-year term - vote for one

Choice	Party	Absentee Voting		Total	
Alex Ramel		247	75.77%	247	75.77%
Trevor Smith		79	24.23%	79	24.23%
	Cast Votes:	326	100.00%	326	100.00%
	Undervotes:	73		73	
	Overvotes:	0		0	
	Unresolved write-in votes:	11		11	

Prosecuting Attorney - 4-year term - vote for one

Choice	Party	Absentee Voting		Total	
Amy Vira		304	100.00%	304	100.00%
	Cast Votes:	304	100.00%	304	100.00%
	Undervotes:	91		91	
	Overvotes:	0		0	
	Unresolved write-in votes:	15		15	

Precinct Results Report

2022 Primary Election

Run Time 8:02 AM

Run Date 08/16/2022

San Juan County

2022 August Primary

8/2/2022

Page 13

Official Results**Registered Voters**

7339 of 14560 = 50.41%

Precincts Reporting

0 of 23 = 0.00%

13 San Juan Central

497 of 1,009 registered voters = 49.26%

U.S. Senator - 6-year term - vote for one

Choice	Party	Absentee Voting		Total	
Henry Clay Dennison		2	0.40%	2	0.40%
Mohammad Hassan Said		4	0.81%	4	0.81%
John Guenther		6	1.21%	6	1.21%
Tiffany Smiley		104	21.05%	104	21.05%
Dan Phan Doan		0	0.00%	0	0.00%
Dr Pano Churchill		1	0.20%	1	0.20%
Dave Saulibio		1	0.20%	1	0.20%
Sam Cusmir		1	0.20%	1	0.20%
Bill Hirt		0	0.00%	0	0.00%
Jon Butler		0	0.00%	0	0.00%
Bryan Solstin		1	0.20%	1	0.20%
Martin D. Hash		2	0.40%	2	0.40%
Patty Murray		357	72.27%	357	72.27%
Thor Amundson		0	0.00%	0	0.00%
Charlie (Chuck) Jackson		1	0.20%	1	0.20%
Naz Paul		4	0.81%	4	0.81%
Ravin Pierre		4	0.81%	4	0.81%
Leon Lawson		6	1.21%	6	1.21%
Scott Nazarino (Prefers Republican Party) (W)		0	0.00%	0	0.00%
Cast Votes:		494	100.00%	494	100.00%
Undervotes:		2		2	
Overvotes:		0		0	
Unresolved write-in votes:		1		1	

Precinct Results Report

2022 Primary Election

Run Time 8:02 AM

Run Date 08/16/2022

San Juan County

2022 August Primary

8/2/2022

Page 14

Official Results**Registered Voters**

7339 of 14560 = 50.41%

Precincts Reporting

0 of 23 = 0.00%

13 San Juan Central

497 of 1,009 registered voters = 49.26%

U.S. Representative - 2-year term - vote for one

Choice	Party	Absentee Voting		Total	
Cody Hart		26	5.25%	26	5.25%
Dan Matthews		54	10.91%	54	10.91%
Doug "Yoshe" Revelle		1	0.20%	1	0.20%
Bill Wheeler		9	1.82%	9	1.82%
Jon Welch		8	1.62%	8	1.62%
Brandon Lee Stalnaker		0	0.00%	0	0.00%
Jason Call		122	24.65%	122	24.65%
Leif Johnson		5	1.01%	5	1.01%
Carrie R. Kennedy		14	2.83%	14	2.83%
Rick Larsen		256	51.72%	256	51.72%
Cast Votes:		495	100.00%	495	100.00%
Undervotes:		1		1	
Overvotes:		0		0	
Unresolved write-in votes:		1		1	

Secretary of State - 2-year unexpired term - vote for one

Choice	Party	Absentee Voting		Total	
Bob Hagglund		22	4.61%	22	4.61%
Kurtis Engle		0	0.00%	0	0.00%
Marquez Tiggs		33	6.92%	33	6.92%
Tamborine Borrelli		14	2.94%	14	2.94%
Steve Hobbs		263	55.14%	263	55.14%
Keith L. Wagoner		61	12.79%	61	12.79%
Mark Miloscia		15	3.14%	15	3.14%
Julie Anderson		69	14.47%	69	14.47%
Cast Votes:		477	100.00%	477	100.00%
Undervotes:		18		18	
Overvotes:		1		1	
Unresolved write-in votes:		1		1	

Precinct Results Report

2022 Primary Election

Run Time 8:02 AM

Run Date 08/16/2022

San Juan County

2022 August Primary

8/2/2022

Page 15

Official Results**Registered Voters**

7339 of 14560 = 50.41%

Precincts Reporting

0 of 23 = 0.00%

13 San Juan Central

497 of 1,009 registered voters = 49.26%

State Representative Position 1 - 2-year term - vote for one

Choice	Party	Absentee Voting		Total	
Debra Lekanoff		354	98.88%	354	98.88%
Shannon Perkes (Prefers Republican Party) (W)		4	1.12%	4	1.12%
	Cast Votes:	358	100.00%	358	100.00%
	Undervotes:	121		121	
	Overvotes:	0		0	
	Unresolved write-in votes:	18		18	

State Representative Position 2 - 2-year term - vote for one

Choice	Party	Absentee Voting		Total	
Alex Ramel		318	84.35%	318	84.35%
Trevor Smith		59	15.65%	59	15.65%
	Cast Votes:	377	100.00%	377	100.00%
	Undervotes:	103		103	
	Overvotes:	1		1	
	Unresolved write-in votes:	16		16	

Prosecuting Attorney - 4-year term - vote for one

Choice	Party	Absentee Voting		Total	
Amy Vira		325	100.00%	325	100.00%
	Cast Votes:	325	100.00%	325	100.00%
	Undervotes:	152		152	
	Overvotes:	0		0	
	Unresolved write-in votes:	20		20	

Precinct Results Report

2022 Primary Election

Run Time 8:02 AM
Run Date 08/16/2022

San Juan County

2022 August Primary

8/2/2022

Page 16

Official Results

Registered Voters
7339 of 14560 = 50.41%

Precincts Reporting
0 of 23 = 0.00%

14 San Juan West

495 of 907 registered voters = 54.58%

U.S. Senator - 6-year term - vote for one

Choice	Party	Absentee Voting		Total	
Henry Clay Dennison		7	1.43%	7	1.43%
Mohammad Hassan Said		0	0.00%	0	0.00%
John Guenther		7	1.43%	7	1.43%
Tiffany Smiley		98	19.96%	98	19.96%
Dan Phan Doan		0	0.00%	0	0.00%
Dr Pano Churchill		6	1.22%	6	1.22%
Dave Saulibio		2	0.41%	2	0.41%
Sam Cusmir		0	0.00%	0	0.00%
Bill Hirt		1	0.20%	1	0.20%
Jon Butler		2	0.41%	2	0.41%
Bryan Solstin		2	0.41%	2	0.41%
Martin D. Hash		2	0.41%	2	0.41%
Patty Murray		347	70.67%	347	70.67%
Thor Amundson		3	0.61%	3	0.61%
Charlie (Chuck) Jackson		1	0.20%	1	0.20%
Naz Paul		5	1.02%	5	1.02%
Ravin Pierre		5	1.02%	5	1.02%
Leon Lawson		3	0.61%	3	0.61%
Scott Nazarino (Prefers Republican Party) (W)		0	0.00%	0	0.00%
Cast Votes:		491	100.00%	491	100.00%
Undervotes:		1		1	
Overvotes:		1		1	
Unresolved write-in votes:		2		2	

Precinct Results Report

2022 Primary Election

Run Time 8:02 AM

Run Date 08/16/2022

San Juan County

2022 August Primary

8/2/2022

Page 17

Official Results**Registered Voters**

7339 of 14560 = 50.41%

Precincts Reporting

0 of 23 = 0.00%

14 San Juan West

495 of 907 registered voters = 54.58%

U.S. Representative - 2-year term - vote for one

Choice	Party	Absentee Voting		Total	
Cody Hart		26	5.34%	26	5.34%
Dan Matthews		52	10.68%	52	10.68%
Doug "Yoshe" Revelle		0	0.00%	0	0.00%
Bill Wheeler		7	1.44%	7	1.44%
Jon Welch		3	0.62%	3	0.62%
Brandon Lee Stalnaker		2	0.41%	2	0.41%
Jason Call		111	22.79%	111	22.79%
Leif Johnson		4	0.82%	4	0.82%
Carrie R. Kennedy		12	2.46%	12	2.46%
Rick Larsen		270	55.44%	270	55.44%
Cast Votes:		487	100.00%	487	100.00%
Undervotes:		5		5	
Overvotes:		1		1	
Unresolved write-in votes:		2		2	

Secretary of State - 2-year unexpired term - vote for one

Choice	Party	Absentee Voting		Total	
Bob Hagglund		26	5.51%	26	5.51%
Kurtis Engle		1	0.21%	1	0.21%
Marquez Tiggs		46	9.75%	46	9.75%
Tamborine Borrelli		14	2.97%	14	2.97%
Steve Hobbs		267	56.57%	267	56.57%
Keith L. Wagoner		50	10.59%	50	10.59%
Mark Miloscia		8	1.69%	8	1.69%
Julie Anderson		60	12.71%	60	12.71%
Cast Votes:		472	100.00%	472	100.00%
Undervotes:		21		21	
Overvotes:		0		0	
Unresolved write-in votes:		2		2	

Precinct Results Report

2022 Primary Election

Run Time 8:02 AM

Run Date 08/16/2022

San Juan County

2022 August Primary

8/2/2022

Page 18

Official Results**Registered Voters**

7339 of 14560 = 50.41%

Precincts Reporting

0 of 23 = 0.00%

14 San Juan West

495 of 907 registered voters = 54.58%

State Representative Position 1 - 2-year term - vote for one

Choice	Party	Absentee Voting		Total	
Debra Lekanoff		364	99.45%	364	99.45%
Shannon Perkes (Prefers Republican Party) (W)		2	0.55%	2	0.55%
	Cast Votes:	366	100.00%	366	100.00%
	Undervotes:	123		123	
	Overvotes:	0		0	
	Unresolved write-in votes:	6		6	

State Representative Position 2 - 2-year term - vote for one

Choice	Party	Absentee Voting		Total	
Alex Ramel		333	84.73%	333	84.73%
Trevor Smith		60	15.27%	60	15.27%
	Cast Votes:	393	100.00%	393	100.00%
	Undervotes:	96		96	
	Overvotes:	0		0	
	Unresolved write-in votes:	6		6	

Prosecuting Attorney - 4-year term - vote for one

Choice	Party	Absentee Voting		Total	
Amy Vira		351	100.00%	351	100.00%
	Cast Votes:	351	100.00%	351	100.00%
	Undervotes:	130		130	
	Overvotes:	0		0	
	Unresolved write-in votes:	14		14	

Precinct Results Report

2022 Primary Election

Run Time 8:02 AM
Run Date 08/16/2022**San Juan County**

2022 August Primary

8/2/2022

Page 19

Official Results**Registered Voters**
7339 of 14560 = 50.41%**Precincts Reporting**
0 of 23 = 0.00%**15 San Juan North**

376 of 759 registered voters = 49.54%

U.S. Senator - 6-year term - vote for one

Choice	Party	Absentee Voting		Total	
Henry Clay Dennison		1	0.27%	1	0.27%
Mohammad Hassan Said		1	0.27%	1	0.27%
John Guenther		2	0.54%	2	0.54%
Tiffany Smiley		110	29.57%	110	29.57%
Dan Phan Doan		1	0.27%	1	0.27%
Dr Pano Churchill		2	0.54%	2	0.54%
Dave Saulibio		1	0.27%	1	0.27%
Sam Cusmir		0	0.00%	0	0.00%
Bill Hirt		2	0.54%	2	0.54%
Jon Butler		2	0.54%	2	0.54%
Bryan Solstin		3	0.81%	3	0.81%
Martin D. Hash		0	0.00%	0	0.00%
Patty Murray		231	62.10%	231	62.10%
Thor Amundson		1	0.27%	1	0.27%
Charlie (Chuck) Jackson		0	0.00%	0	0.00%
Naz Paul		4	1.08%	4	1.08%
Ravin Pierre		6	1.61%	6	1.61%
Leon Lawson		5	1.34%	5	1.34%
Scott Nazarino (Prefers Republican Party) (W)		0	0.00%	0	0.00%
	Cast Votes:	372	100.00%	372	100.00%
	Undervotes:	0		0	
	Overvotes:	4		4	
	Unresolved write-in votes:	0		0	

Precinct Results Report

2022 Primary Election

Run Time 8:02 AM
Run Date 08/16/2022

San Juan County

2022 August Primary

8/2/2022

Page 20

Official Results

Registered Voters
7339 of 14560 = 50.41%

Precincts Reporting
0 of 23 = 0.00%

15 San Juan North

376 of 759 registered voters = 49.54%

U.S. Representative - 2-year term - vote for one

Choice	Party	Absentee Voting		Total	
Cody Hart		27	7.26%	27	7.26%
Dan Matthews		72	19.35%	72	19.35%
Doug "Yoshe" Revelle		2	0.54%	2	0.54%
Bill Wheeler		16	4.30%	16	4.30%
Jon Welch		0	0.00%	0	0.00%
Brandon Lee Stalnaker		1	0.27%	1	0.27%
Jason Call		45	12.10%	45	12.10%
Leif Johnson		4	1.08%	4	1.08%
Carrie R. Kennedy		3	0.81%	3	0.81%
Rick Larsen		202	54.30%	202	54.30%
Cast Votes:		372	100.00%	372	100.00%
Undervotes:		2		2	
Overvotes:		0		0	
Unresolved write-in votes:		2		2	

Secretary of State - 2-year unexpired term - vote for one

Choice	Party	Absentee Voting		Total	
Bob Hagglund		20	5.45%	20	5.45%
Kurtis Engle		0	0.00%	0	0.00%
Marquez Tiggs		29	7.90%	29	7.90%
Tamborine Borrelli		8	2.18%	8	2.18%
Steve Hobbs		177	48.23%	177	48.23%
Keith L. Wagoner		67	18.26%	67	18.26%
Mark Miloscia		18	4.90%	18	4.90%
Julie Anderson		48	13.08%	48	13.08%
Cast Votes:		367	100.00%	367	100.00%
Undervotes:		8		8	
Overvotes:		1		1	
Unresolved write-in votes:		0		0	

Precinct Results Report

2022 Primary Election

Run Time 8:02 AM
Run Date 08/16/2022**San Juan County**

2022 August Primary

8/2/2022

Page 21

Official ResultsRegistered Voters
7339 of 14560 = 50.41%Precincts Reporting
0 of 23 = 0.00%**15 San Juan North**

376 of 759 registered voters = 49.54%

State Representative Position 1 - 2-year term - vote for one

Choice	Party	Absentee Voting		Total	
Debra Lekanoff		240	98.77%	240	98.77%
Shannon Perkes (Prefers Republican Party) (W)		3	1.23%	3	1.23%
Cast Votes:		243	100.00%	243	100.00%
Undervotes:		128		128	
Overvotes:		0		0	
Unresolved write-in votes:		5		5	

State Representative Position 2 - 2-year term - vote for one

Choice	Party	Absentee Voting		Total	
Alex Ramel		214	84.58%	214	84.58%
Trevor Smith		39	15.42%	39	15.42%
Cast Votes:		253	100.00%	253	100.00%
Undervotes:		116		116	
Overvotes:		0		0	
Unresolved write-in votes:		7		7	

Prosecuting Attorney - 4-year term - vote for one

Choice	Party	Absentee Voting		Total	
Amy Vira		242	100.00%	242	100.00%
Cast Votes:		242	100.00%	242	100.00%
Undervotes:		124		124	
Overvotes:		0		0	
Unresolved write-in votes:		10		10	

Precinct Results Report

2022 Primary Election

Run Time 8:02 AM
Run Date 08/16/2022**San Juan County**

2022 August Primary

8/2/2022

Page 22

Official ResultsRegistered Voters
7339 of 14560 = 50.41%Precincts Reporting
0 of 23 = 0.00%**16 San Juan East**

362 of 725 registered voters = 49.93%

U.S. Senator - 6-year term - vote for one

Choice	Party	Absentee Voting		Total	
Henry Clay Dennison		2	0.56%	2	0.56%
Mohammad Hassan Said		2	0.56%	2	0.56%
John Guenther		2	0.56%	2	0.56%
Tiffany Smiley		73	20.28%	73	20.28%
Dan Phan Doan		1	0.28%	1	0.28%
Dr Pano Churchill		2	0.56%	2	0.56%
Dave Saulibio		1	0.28%	1	0.28%
Sam Cusmir		0	0.00%	0	0.00%
Bill Hirt		2	0.56%	2	0.56%
Jon Butler		0	0.00%	0	0.00%
Bryan Solstin		1	0.28%	1	0.28%
Martin D. Hash		2	0.56%	2	0.56%
Patty Murray		254	70.56%	254	70.56%
Thor Amundson		2	0.56%	2	0.56%
Charlie (Chuck) Jackson		3	0.83%	3	0.83%
Naz Paul		2	0.56%	2	0.56%
Ravin Pierre		11	3.06%	11	3.06%
Leon Lawson		0	0.00%	0	0.00%
Scott Nazarino (Prefers Republican Party) (W)		0	0.00%	0	0.00%
Cast Votes:		360	100.00%	360	100.00%
Undervotes:		2		2	
Overvotes:		0		0	
Unresolved write-in votes:		0		0	

Precinct Results Report

2022 Primary Election

Run Time 8:02 AM
Run Date 08/16/2022**San Juan County**

2022 August Primary

8/2/2022

Page 23

Official ResultsRegistered Voters
7339 of 14560 = 50.41%Precincts Reporting
0 of 23 = 0.00%**16 San Juan East**

362 of 725 registered voters = 49.93%

U.S. Representative - 2-year term - vote for one

Choice	Party	Absentee Voting		Total	
Cody Hart		9	2.49%	9	2.49%
Dan Matthews		51	14.13%	51	14.13%
Doug "Yoshe" Revelle		1	0.28%	1	0.28%
Bill Wheeler		7	1.94%	7	1.94%
Jon Welch		2	0.55%	2	0.55%
Brandon Lee Stalnaker		2	0.55%	2	0.55%
Jason Call		66	18.28%	66	18.28%
Leif Johnson		2	0.55%	2	0.55%
Carrie R. Kennedy		6	1.66%	6	1.66%
Rick Larsen		215	59.56%	215	59.56%
Cast Votes:		361	100.00%	361	100.00%
Undervotes:		1		1	
Overvotes:		0		0	
Unresolved write-in votes:		0		0	

Secretary of State - 2-year unexpired term - vote for one

Choice	Party	Absentee Voting		Total	
Bob Hagglund		11	3.14%	11	3.14%
Kurtis Engle		1	0.29%	1	0.29%
Marquez Tiggs		29	8.29%	29	8.29%
Tamborine Borrelli		5	1.43%	5	1.43%
Steve Hobbs		189	54.00%	189	54.00%
Keith L. Wagoner		44	12.57%	44	12.57%
Mark Miloscia		8	2.29%	8	2.29%
Julie Anderson		63	18.00%	63	18.00%
Cast Votes:		350	100.00%	350	100.00%
Undervotes:		12		12	
Overvotes:		0		0	
Unresolved write-in votes:		0		0	

Precinct Results Report

2022 Primary Election

Run Time 8:02 AM
Run Date 08/16/2022

San Juan County

2022 August Primary

8/2/2022

Page 24

Official Results

Registered Voters
7339 of 14560 = 50.41%

Precincts Reporting
0 of 23 = 0.00%

16 San Juan East

362 of 725 registered voters = 49.93%

State Representative Position 1 - 2-year term - vote for one

Choice	Party	Absentee Voting		Total	
Debra Lekanoff		264	98.51%	264	98.51%
Shannon Perkes (Prefers Republican Party) (W)		4	1.49%	4	1.49%
Cast Votes:		268	100.00%	268	100.00%
Undervotes:		86		86	
Overvotes:		0		0	
Unresolved write-in votes:		8		8	

State Representative Position 2 - 2-year term - vote for one

Choice	Party	Absentee Voting		Total	
Alex Ramel		241	84.86%	241	84.86%
Trevor Smith		43	15.14%	43	15.14%
Cast Votes:		284	100.00%	284	100.00%
Undervotes:		71		71	
Overvotes:		0		0	
Unresolved write-in votes:		7		7	

Prosecuting Attorney - 4-year term - vote for one

Choice	Party	Absentee Voting		Total	
Amy Vira		259	100.00%	259	100.00%
Cast Votes:		259	100.00%	259	100.00%
Undervotes:		91		91	
Overvotes:		0		0	
Unresolved write-in votes:		12		12	

Precinct Results Report

2022 Primary Election

Run Time 8:02 AM
Run Date 08/16/2022**San Juan County**

2022 August Primary

8/2/2022

Page 25

Official ResultsRegistered Voters
7339 of 14560 = 50.41%Precincts Reporting
0 of 23 = 0.00%**17 Turn Point**

196 of 397 registered voters = 49.37%

U.S. Senator - 6-year term - vote for one

Choice	Party	Absentee Voting		Total	
Henry Clay Dennison		2	1.03%	2	1.03%
Mohammad Hassan Said		0	0.00%	0	0.00%
John Guenther		2	1.03%	2	1.03%
Tiffany Smiley		51	26.15%	51	26.15%
Dan Phan Doan		0	0.00%	0	0.00%
Dr Pano Churchill		2	1.03%	2	1.03%
Dave Saulibio		0	0.00%	0	0.00%
Sam Cusmir		0	0.00%	0	0.00%
Bill Hirt		0	0.00%	0	0.00%
Jon Butler		1	0.51%	1	0.51%
Bryan Solstin		5	2.56%	5	2.56%
Martin D. Hash		1	0.51%	1	0.51%
Patty Murray		127	65.13%	127	65.13%
Thor Amundson		0	0.00%	0	0.00%
Charlie (Chuck) Jackson		1	0.51%	1	0.51%
Naz Paul		0	0.00%	0	0.00%
Ravin Pierre		1	0.51%	1	0.51%
Leon Lawson		2	1.03%	2	1.03%
Scott Nazarino (Prefers Republican Party) (W)		0	0.00%	0	0.00%
	Cast Votes:	195	100.00%	195	100.00%
	Undervotes:	1		1	
	Overvotes:	0		0	
	Unresolved write-in votes:	0		0	

Precinct Results Report

2022 Primary Election

Run Time 8:02 AM

Run Date 08/16/2022

San Juan County

2022 August Primary

8/2/2022

Page 26

Official Results**Registered Voters**

7339 of 14560 = 50.41%

Precincts Reporting

0 of 23 = 0.00%

17 Turn Point

196 of 397 registered voters = 49.37%

U.S. Representative - 2-year term - vote for one

Choice	Party	Absentee Voting		Total	
Cody Hart		8	4.17%	8	4.17%
Dan Matthews		33	17.19%	33	17.19%
Doug "Yoshe" Revelle		1	0.52%	1	0.52%
Bill Wheeler		4	2.08%	4	2.08%
Jon Welch		0	0.00%	0	0.00%
Brandon Lee Stalnaker		2	1.04%	2	1.04%
Jason Call		27	14.06%	27	14.06%
Leif Johnson		3	1.56%	3	1.56%
Carrie R. Kennedy		1	0.52%	1	0.52%
Rick Larsen		113	58.85%	113	58.85%
Cast Votes:		192	100.00%	192	100.00%
Undervotes:		4		4	
Overvotes:		0		0	
Unresolved write-in votes:		0		0	

Secretary of State - 2-year unexpired term - vote for one

Choice	Party	Absentee Voting		Total	
Bob Hagglund		9	4.92%	9	4.92%
Kurtis Engle		0	0.00%	0	0.00%
Marquez Tiggs		13	7.10%	13	7.10%
Tamborine Borrelli		1	0.55%	1	0.55%
Steve Hobbs		95	51.91%	95	51.91%
Keith L. Wagoner		35	19.13%	35	19.13%
Mark Miloscia		7	3.83%	7	3.83%
Julie Anderson		23	12.57%	23	12.57%
Cast Votes:		183	100.00%	183	100.00%
Undervotes:		13		13	
Overvotes:		0		0	
Unresolved write-in votes:		0		0	

Precinct Results Report

2022 Primary Election

Run Time 8:02 AM

Run Date 08/16/2022

San Juan County

2022 August Primary

8/2/2022

Page 27

Official Results**Registered Voters**

7339 of 14560 = 50.41%

Precincts Reporting

0 of 23 = 0.00%

17 Turn Point

196 of 397 registered voters = 49.37%

State Representative Position 1 - 2-year term - vote for one

Choice	Party	Absentee Voting		Total	
Debra Lekanoff		130	99.24%	130	99.24%
Shannon Perkes (Prefers Republican Party) (W)		1	0.76%	1	0.76%
Cast Votes:		131	100.00%	131	100.00%
Undervotes:		65		65	
Overvotes:		0		0	
Unresolved write-in votes:		0		0	

State Representative Position 2 - 2-year term - vote for one

Choice	Party	Absentee Voting		Total	
Alex Ramel		118	83.69%	118	83.69%
Trevor Smith		23	16.31%	23	16.31%
Cast Votes:		141	100.00%	141	100.00%
Undervotes:		54		54	
Overvotes:		1		1	
Unresolved write-in votes:		0		0	

Prosecuting Attorney - 4-year term - vote for one

Choice	Party	Absentee Voting		Total	
Amy Vira		129	100.00%	129	100.00%
Cast Votes:		129	100.00%	129	100.00%
Undervotes:		66		66	
Overvotes:		0		0	
Unresolved write-in votes:		1		1	

Precinct Results Report

2022 Primary Election

Run Time 8:02 AM

Run Date 08/16/2022

San Juan County

2022 August Primary

8/2/2022

Page 28

Official Results

Registered Voters

7339 of 14560 = 50.41%

Precincts Reporting

0 of 23 = 0.00%

20 Waldron

60 of 130 registered voters = 46.15%

U.S. Senator - 6-year term - vote for one

Choice	Party	Absentee Voting		Total	
Henry Clay Dennison		0	0.00%	0	0.00%
Mohammad Hassan Said		0	0.00%	0	0.00%
John Guenther		0	0.00%	0	0.00%
Tiffany Smiley		4	6.90%	4	6.90%
Dan Phan Doan		0	0.00%	0	0.00%
Dr Pano Churchill		0	0.00%	0	0.00%
Dave Saulibio		0	0.00%	0	0.00%
Sam Cusmir		0	0.00%	0	0.00%
Bill Hirt		0	0.00%	0	0.00%
Jon Butler		0	0.00%	0	0.00%
Bryan Solstin		0	0.00%	0	0.00%
Martin D. Hash		0	0.00%	0	0.00%
Patty Murray		49	84.48%	49	84.48%
Thor Amundson		0	0.00%	0	0.00%
Charlie (Chuck) Jackson		2	3.45%	2	3.45%
Naz Paul		0	0.00%	0	0.00%
Ravin Pierre		3	5.17%	3	5.17%
Leon Lawson		0	0.00%	0	0.00%
Scott Nazarino (Prefers Republican Party) (W)		0	0.00%	0	0.00%
Cast Votes:		58	100.00%	58	100.00%
Undervotes:		0		0	
Overvotes:		1		1	
Unresolved write-in votes:		1		1	

Precinct Results Report

2022 Primary Election

Run Time 8:02 AM
Run Date 08/16/2022

San Juan County

2022 August Primary

8/2/2022

Page 29

Official Results

Registered Voters
7339 of 14560 = 50.41%

Precincts Reporting
0 of 23 = 0.00%

20 Waldron

60 of 130 registered voters = 46.15%

U.S. Representative - 2-year term - vote for one

Choice	Party	Absentee Voting		Total	
Cody Hart		0	0.00%	0	0.00%
Dan Matthews		2	3.45%	2	3.45%
Doug "Yoshe" Revelle		0	0.00%	0	0.00%
Bill Wheeler		0	0.00%	0	0.00%
Jon Welch		2	3.45%	2	3.45%
Brandon Lee Stalnaker		0	0.00%	0	0.00%
Jason Call		26	44.83%	26	44.83%
Leif Johnson		0	0.00%	0	0.00%
Carrie R. Kennedy		2	3.45%	2	3.45%
Rick Larsen		26	44.83%	26	44.83%
Cast Votes:		58	100.00%	58	100.00%
Undervotes:		0		0	
Overvotes:		1		1	
Unresolved write-in votes:		1		1	

Secretary of State - 2-year unexpired term - vote for one

Choice	Party	Absentee Voting		Total	
Bob Hagglund		0	0.00%	0	0.00%
Kurtis Engle		0	0.00%	0	0.00%
Marquez Tiggs		7	12.07%	7	12.07%
Tamborine Borrelli		0	0.00%	0	0.00%
Steve Hobbs		39	67.24%	39	67.24%
Keith L. Wagoner		0	0.00%	0	0.00%
Mark Miloscia		0	0.00%	0	0.00%
Julie Anderson		12	20.69%	12	20.69%
Cast Votes:		58	100.00%	58	100.00%
Undervotes:		0		0	
Overvotes:		1		1	
Unresolved write-in votes:		1		1	

Precinct Results Report

2022 Primary Election

Run Time 8:02 AM
Run Date 08/16/2022**San Juan County**

2022 August Primary

8/2/2022

Page 30

Official Results**Registered Voters**
7339 of 14560 = 50.41%**Precincts Reporting**
0 of 23 = 0.00%**20 Waldron**

60 of 130 registered voters = 46.15%

State Representative Position 1 - 2-year term - vote for one

Choice	Party	Absentee Voting		Total	
Debra Lekanoff		50	100.00%	50	100.00%
Shannon Perkes (Prefers Republican Party) (W)		0	0.00%	0	0.00%
	Cast Votes:	50	100.00%	50	100.00%
	Undervotes:	10		10	
	Overvotes:	0		0	
	Unresolved write-in votes:	0		0	

State Representative Position 2 - 2-year term - vote for one

Choice	Party	Absentee Voting		Total	
Alex Ramel		51	91.07%	51	91.07%
Trevor Smith		5	8.93%	5	8.93%
	Cast Votes:	56	100.00%	56	100.00%
	Undervotes:	2		2	
	Overvotes:	0		0	
	Unresolved write-in votes:	2		2	

Prosecuting Attorney - 4-year term - vote for one

Choice	Party	Absentee Voting		Total	
Amy Vira		43	100.00%	43	100.00%
	Cast Votes:	43	100.00%	43	100.00%
	Undervotes:	15		15	
	Overvotes:	0		0	
	Unresolved write-in votes:	2		2	

Precinct Results Report

2022 Primary Election

Run Time 8:02 AM
Run Date 08/16/2022**San Juan County**

2022 August Primary

8/2/2022

Page 31

Official Results**Registered Voters**
7339 of 14560 = 50.41%**Precincts Reporting**
0 of 23 = 0.00%**21 Orcas North**

236 of 520 registered voters = 45.38%

U.S. Senator - 6-year term - vote for one

Choice	Party	Absentee Voting		Total	
Henry Clay Dennison		5	2.16%	5	2.16%
Mohammad Hassan Said		0	0.00%	0	0.00%
John Guenther		3	1.29%	3	1.29%
Tiffany Smiley		52	22.41%	52	22.41%
Dan Phan Doan		0	0.00%	0	0.00%
Dr Pano Churchill		0	0.00%	0	0.00%
Dave Saulibio		0	0.00%	0	0.00%
Sam Cusmir		1	0.43%	1	0.43%
Bill Hirt		1	0.43%	1	0.43%
Jon Butler		1	0.43%	1	0.43%
Bryan Solstin		1	0.43%	1	0.43%
Martin D. Hash		0	0.00%	0	0.00%
Patty Murray		153	65.95%	153	65.95%
Thor Amundson		3	1.29%	3	1.29%
Charlie (Chuck) Jackson		3	1.29%	3	1.29%
Naz Paul		2	0.86%	2	0.86%
Ravin Pierre		5	2.16%	5	2.16%
Leon Lawson		2	0.86%	2	0.86%
Scott Nazarino (Prefers Republican Party) (W)		0	0.00%	0	0.00%
	Cast Votes:	232	100.00%	232	100.00%
	Undervotes:	3		3	
	Overvotes:	1		1	
	Unresolved write-in votes:	0		0	

Precinct Results Report

2022 Primary Election

Run Time 8:02 AM
Run Date 08/16/2022**San Juan County**

2022 August Primary

8/2/2022

Page 32

Official ResultsRegistered Voters
7339 of 14560 = 50.41%Precincts Reporting
0 of 23 = 0.00%**21 Orcas North**

236 of 520 registered voters = 45.38%

U.S. Representative - 2-year term - vote for one

Choice	Party	Absentee Voting		Total	
Cody Hart		6	2.58%	6	2.58%
Dan Matthews		24	10.30%	24	10.30%
Doug "Yoshe" Revelle		1	0.43%	1	0.43%
Bill Wheeler		1	0.43%	1	0.43%
Jon Welch		26	11.16%	26	11.16%
Brandon Lee Stalnaker		1	0.43%	1	0.43%
Jason Call		50	21.46%	50	21.46%
Leif Johnson		1	0.43%	1	0.43%
Carrie R. Kennedy		8	3.43%	8	3.43%
Rick Larsen		115	49.36%	115	49.36%
Cast Votes:		233	100.00%	233	100.00%
Undervotes:		2		2	
Overvotes:		1		1	
Unresolved write-in votes:		0		0	

Secretary of State - 2-year unexpired term - vote for one

Choice	Party	Absentee Voting		Total	
Bob Hagglund		15	6.64%	15	6.64%
Kurtis Engle		1	0.44%	1	0.44%
Marquez Tiggs		26	11.50%	26	11.50%
Tamborine Borrelli		1	0.44%	1	0.44%
Steve Hobbs		103	45.58%	103	45.58%
Keith L. Wagoner		28	12.39%	28	12.39%
Mark Miloscia		8	3.54%	8	3.54%
Julie Anderson		44	19.47%	44	19.47%
Cast Votes:		226	100.00%	226	100.00%
Undervotes:		10		10	
Overvotes:		0		0	
Unresolved write-in votes:		0		0	

Precinct Results Report

2022 Primary Election

Run Time 8:02 AM
Run Date 08/16/2022

San Juan County

2022 August Primary

8/2/2022
Page 33

Official Results

Registered Voters
7339 of 14560 = 50.41%
Precincts Reporting
0 of 23 = 0.00%

21 Orcas North

236 of 520 registered voters = 45.38%

State Representative Position 1 - 2-year term - vote for one

Choice	Party	Absentee Voting		Total	
Debra Lekanoff		185	96.86%	185	96.86%
Shannon Perkes (Prefers Republican Party) (W)		6	3.14%	6	3.14%
	Cast Votes:	191	100.00%	191	100.00%
	Undervotes:	43		43	
	Overvotes:	0		0	
	Unresolved write-in votes:	2		2	

State Representative Position 2 - 2-year term - vote for one

Choice	Party	Absentee Voting		Total	
Alex Ramel		144	74.23%	144	74.23%
Trevor Smith		50	25.77%	50	25.77%
	Cast Votes:	194	100.00%	194	100.00%
	Undervotes:	41		41	
	Overvotes:	0		0	
	Unresolved write-in votes:	1		1	

Prosecuting Attorney - 4-year term - vote for one

Choice	Party	Absentee Voting		Total	
Amy Vira		180	100.00%	180	100.00%
	Cast Votes:	180	100.00%	180	100.00%
	Undervotes:	51		51	
	Overvotes:	0		0	
	Unresolved write-in votes:	5		5	

Precinct Results Report

2022 Primary Election

Run Time 8:02 AM
Run Date 08/16/2022**San Juan County**

2022 August Primary

8/2/2022

Page 34

Official Results**Registered Voters**
7339 of 14560 = 50.41%**Precincts Reporting**
0 of 23 = 0.00%**22 Orcas West**

301 of 625 registered voters = 48.16%

U.S. Senator - 6-year term - vote for one

Choice	Party	Absentee Voting		Total	
Henry Clay Dennison		3	1.00%	3	1.00%
Mohammad Hassan Said		0	0.00%	0	0.00%
John Guenther		0	0.00%	0	0.00%
Tiffany Smiley		63	21.00%	63	21.00%
Dan Phan Doan		0	0.00%	0	0.00%
Dr Pano Churchill		2	0.67%	2	0.67%
Dave Saulibio		1	0.33%	1	0.33%
Sam Cusmir		0	0.00%	0	0.00%
Bill Hirt		1	0.33%	1	0.33%
Jon Butler		0	0.00%	0	0.00%
Bryan Solstin		3	1.00%	3	1.00%
Martin D. Hash		0	0.00%	0	0.00%
Patty Murray		217	72.33%	217	72.33%
Thor Amundson		0	0.00%	0	0.00%
Charlie (Chuck) Jackson		2	0.67%	2	0.67%
Naz Paul		1	0.33%	1	0.33%
Ravin Pierre		4	1.33%	4	1.33%
Leon Lawson		3	1.00%	3	1.00%
Scott Nazarino (Prefers Republican Party) (W)		0	0.00%	0	0.00%
	Cast Votes:	300	100.00%	300	100.00%
	Undervotes:	1		1	
	Overvotes:	0		0	
	Unresolved write-in votes:	0		0	

Precinct Results Report

2022 Primary Election

Run Time 8:02 AM
Run Date 08/16/2022**San Juan County**

2022 August Primary

8/2/2022

Page 35

Official ResultsRegistered Voters
7339 of 14560 = 50.41%Precincts Reporting
0 of 23 = 0.00%**22 Orcas West**

301 of 625 registered voters = 48.16%

U.S. Representative - 2-year term - vote for one

Choice	Party	Absentee Voting		Total	
Cody Hart		9	3.01%	9	3.01%
Dan Matthews		39	13.04%	39	13.04%
Doug "Yoshe" Revelle		0	0.00%	0	0.00%
Bill Wheeler		3	1.00%	3	1.00%
Jon Welch		16	5.35%	16	5.35%
Brandon Lee Stalnaker		0	0.00%	0	0.00%
Jason Call		42	14.05%	42	14.05%
Leif Johnson		2	0.67%	2	0.67%
Carrie R. Kennedy		7	2.34%	7	2.34%
Rick Larsen		181	60.54%	181	60.54%
Cast Votes:		299	100.00%	299	100.00%
Undervotes:		0		0	
Overvotes:		1		1	
Unresolved write-in votes:		1		1	

Secretary of State - 2-year unexpired term - vote for one

Choice	Party	Absentee Voting		Total	
Bob Hagglund		14	4.98%	14	4.98%
Kurtis Engle		0	0.00%	0	0.00%
Marquez Tiggs		25	8.90%	25	8.90%
Tamborine Borrelli		4	1.42%	4	1.42%
Steve Hobbs		146	51.96%	146	51.96%
Keith L. Wagoner		42	14.95%	42	14.95%
Mark Miloscia		8	2.85%	8	2.85%
Julie Anderson		42	14.95%	42	14.95%
Cast Votes:		281	100.00%	281	100.00%
Undervotes:		19		19	
Overvotes:		1		1	
Unresolved write-in votes:		0		0	

Precinct Results Report

2022 Primary Election

Run Time 8:02 AM
Run Date 08/16/2022

San Juan County

2022 August Primary

8/2/2022

Page 36

Official Results

Registered Voters
7339 of 14560 = 50.41%

Precincts Reporting
0 of 23 = 0.00%

22 Orcas West

301 of 625 registered voters = 48.16%

State Representative Position 1 - 2-year term - vote for one

Choice	Party	Absentee Voting		Total	
Debra Lekanoff		210	96.77%	210	96.77%
Shannon Perkes (Prefers Republican Party) (W)		7	3.23%	7	3.23%
	Cast Votes:	217	100.00%	217	100.00%
	Undervotes:	75		75	
	Overvotes:	0		0	
	Unresolved write-in votes:	9		9	

State Representative Position 2 - 2-year term - vote for one

Choice	Party	Absentee Voting		Total	
Alex Ramel		177	82.33%	177	82.33%
Trevor Smith		38	17.67%	38	17.67%
	Cast Votes:	215	100.00%	215	100.00%
	Undervotes:	79		79	
	Overvotes:	0		0	
	Unresolved write-in votes:	7		7	

Prosecuting Attorney - 4-year term - vote for one

Choice	Party	Absentee Voting		Total	
Amy Vira		200	100.00%	200	100.00%
	Cast Votes:	200	100.00%	200	100.00%
	Undervotes:	92		92	
	Overvotes:	0		0	
	Unresolved write-in votes:	9		9	

Precinct Results Report

2022 Primary Election

Run Time 8:02 AM
Run Date 08/16/2022**San Juan County**

2022 August Primary

8/2/2022

Page 37

Official Results**Registered Voters**

7339 of 14560 = 50.41%

Precincts Reporting

0 of 23 = 0.00%

23 Orcas Central

318 of 615 registered voters = 51.71%

U.S. Senator - 6-year term - vote for one

Choice	Party	Absentee Voting		Total	
Henry Clay Dennison		2	0.63%	2	0.63%
Mohammad Hassan Said		3	0.95%	3	0.95%
John Guenther		3	0.95%	3	0.95%
Tiffany Smiley		69	21.84%	69	21.84%
Dan Phan Doan		1	0.32%	1	0.32%
Dr Pano Churchill		1	0.32%	1	0.32%
Dave Saulibio		1	0.32%	1	0.32%
Sam Cusmir		1	0.32%	1	0.32%
Bill Hirt		1	0.32%	1	0.32%
Jon Butler		0	0.00%	0	0.00%
Bryan Solstin		3	0.95%	3	0.95%
Martin D. Hash		3	0.95%	3	0.95%
Patty Murray		214	67.72%	214	67.72%
Thor Amundson		0	0.00%	0	0.00%
Charlie (Chuck) Jackson		2	0.63%	2	0.63%
Naz Paul		1	0.32%	1	0.32%
Ravin Pierre		8	2.53%	8	2.53%
Leon Lawson		3	0.95%	3	0.95%
Scott Nazarino (Prefers Republican Party) (W)		0	0.00%	0	0.00%
	Cast Votes:	316	100.00%	316	100.00%
	Undervotes:	1		1	
	Overvotes:	1		1	
	Unresolved write-in votes:	0		0	

Precinct Results Report

2022 Primary Election

Run Time 8:02 AM
Run Date 08/16/2022

San Juan County

2022 August Primary

8/2/2022

Page 38

Official Results

Registered Voters
7339 of 14560 = 50.41%

Precincts Reporting
0 of 23 = 0.00%

23 Orcas Central

318 of 615 registered voters = 51.71%

U.S. Representative - 2-year term - vote for one

Choice	Party	Absentee Voting		Total	
Cody Hart		16	5.08%	16	5.08%
Dan Matthews		25	7.94%	25	7.94%
Doug "Yoshe" Revelle		2	0.63%	2	0.63%
Bill Wheeler		5	1.59%	5	1.59%
Jon Welch		27	8.57%	27	8.57%
Brandon Lee Stalnaker		0	0.00%	0	0.00%
Jason Call		76	24.13%	76	24.13%
Leif Johnson		4	1.27%	4	1.27%
Carrie R. Kennedy		13	4.13%	13	4.13%
Rick Larsen		147	46.67%	147	46.67%
Cast Votes:		315	100.00%	315	100.00%
Undervotes:		1		1	
Overvotes:		2		2	
Unresolved write-in votes:		0		0	

Secretary of State - 2-year unexpired term - vote for one

Choice	Party	Absentee Voting		Total	
Bob Hagglund		13	4.33%	13	4.33%
Kurtis Engle		0	0.00%	0	0.00%
Marquez Tiggs		30	10.00%	30	10.00%
Tamborine Borrelli		13	4.33%	13	4.33%
Steve Hobbs		161	53.67%	161	53.67%
Keith L. Wagoner		36	12.00%	36	12.00%
Mark Miloscia		11	3.67%	11	3.67%
Julie Anderson		36	12.00%	36	12.00%
Cast Votes:		300	100.00%	300	100.00%
Undervotes:		17		17	
Overvotes:		1		1	
Unresolved write-in votes:		0		0	

Precinct Results Report

2022 Primary Election

Run Time 8:02 AM

Run Date 08/16/2022

San Juan County

2022 August Primary

8/2/2022

Page 39

Official Results**Registered Voters**

7339 of 14560 = 50.41%

Precincts Reporting

0 of 23 = 0.00%

23 Orcas Central

318 of 615 registered voters = 51.71%

State Representative Position 1 - 2-year term - vote for one

Choice	Party	Absentee Voting		Total	
Debra Lekanoff		225	96.98%	225	96.98%
Shannon Perkes (Prefers Republican Party) (W)		7	3.02%	7	3.02%
Cast Votes:		232	100.00%	232	100.00%
Undervotes:		71		71	
Overvotes:		0		0	
Unresolved write-in votes:		15		15	

State Representative Position 2 - 2-year term - vote for one

Choice	Party	Absentee Voting		Total	
Alex Ramel		203	81.85%	203	81.85%
Trevor Smith		45	18.15%	45	18.15%
Cast Votes:		248	100.00%	248	100.00%
Undervotes:		61		61	
Overvotes:		1		1	
Unresolved write-in votes:		8		8	

Prosecuting Attorney - 4-year term - vote for one

Choice	Party	Absentee Voting		Total	
Amy Vira		218	100.00%	218	100.00%
Cast Votes:		218	100.00%	218	100.00%
Undervotes:		82		82	
Overvotes:		0		0	
Unresolved write-in votes:		18		18	

Precinct Results Report

2022 Primary Election

Run Time 8:02 AM
Run Date 08/16/2022

San Juan County

2022 August Primary

8/2/2022

Page 40

Official Results

Registered Voters
7339 of 14560 = 50.41%

Precincts Reporting
0 of 23 = 0.00%

24 Orcas South

286 of 512 registered voters = 55.86%

U.S. Senator - 6-year term - vote for one

Choice	Party	Absentee Voting		Total	
Henry Clay Dennison		6	2.14%	6	2.14%
Mohammad Hassan Said		4	1.42%	4	1.42%
John Guenther		3	1.07%	3	1.07%
Tiffany Smiley		47	16.73%	47	16.73%
Dan Phan Doan		1	0.36%	1	0.36%
Dr Pano Churchill		2	0.71%	2	0.71%
Dave Saulibio		0	0.00%	0	0.00%
Sam Cusmir		0	0.00%	0	0.00%
Bill Hirt		2	0.71%	2	0.71%
Jon Butler		0	0.00%	0	0.00%
Bryan Solstin		1	0.36%	1	0.36%
Martin D. Hash		0	0.00%	0	0.00%
Patty Murray		205	72.95%	205	72.95%
Thor Amundson		1	0.36%	1	0.36%
Charlie (Chuck) Jackson		2	0.71%	2	0.71%
Naz Paul		2	0.71%	2	0.71%
Ravin Pierre		1	0.36%	1	0.36%
Leon Lawson		4	1.42%	4	1.42%
Scott Nazarino (Prefers Republican Party) (W)		0	0.00%	0	0.00%
Cast Votes:		281	100.00%	281	100.00%
Undervotes:		3		3	
Overvotes:		2		2	
Unresolved write-in votes:		0		0	