

San Juan County Elections
PO Box 638
Friday Harbor WA 98250

Document Title(s):
November 8, 2022, General Election Returns

Grantors: San Juan County
Grantees: San Juan County

Tax Parcel Number(s):

Legal Description: November 8, 2022, General Canvassing Reports

Reference Auditor File Numbers:



SAN JUAN COUNTY
WASHINGTON

F. Milene Henley, County Auditor
Camolyn Armstrong, Elections Manager
55 Second St · PO Box 638
Friday Harbor, WA 98250
(360) 378-3357
sanjuanco.com/elections

Canvassing Board Review and Certification Meetings
November 8, 2022, General Election

November 28, 2022 — Review

Attendees:

- F. Milene Henley – San Juan County Auditor
- Christine Minney – San Juan County Council Chair
- Randall K. Gaylord – San Juan County Prosecuting Attorney
- Camolyn Armstrong – Elections Manager
- Libby Concord – Grants Administrator

Tom Starr was also present, as an observer.

Auditor Henley called the Canvassing Board review meeting to order at 8:33 am on Monday November 28, 2022, at the San Juan County Elections office. Ms. Armstrong began with the Oath of Authenticity. Council Chair Minney and Elections Manager Ms. Armstrong both signed the Oath.

Canvassing Board members reviewed challenged envelopes and ballots as follows:

Challenged Envelopes	Total to Canvass	Accepted	Rejected
No Signature	15	0	15
Mismatch Signature	52	12	40
Late Return – Mail	10	0	10

Challenged Ballots	Total to Canvass	Accepted	Rejected
Total Challenged Ballots - Voter Intent	10	10	0
Only ballot – No voter or declaration received	2	0	2
Replacement ballots voted –first issued received	2	0	2

Total to Canvass 91

The Canvassing Board reviewed 15 envelopes with no signature and rejected all.

The Canvassing Board reviewed 52 envelopes with mismatched signature and accepted 12 and rejected 40.

Three of the mismatched signature envelopes were discussed in length.

Ms. Armstrong detailed the best practices for the challenged ballots. The voter is contacted by phone or email when a declaration is not signed or the signature does not match. The voter is mailed a signature cure form to sign and return by the day before certification. The voters with a challenged ballot are also contacted again 3-days prior to certification if their cure form has not been received.

There were 10 late ballots reviewed and rejected. Ms. Armstrong detailed the process of notifying the voter that they have returned a late ballot and inform them of their options to return future ballots on time.

There were 10 ballots that had been questioned for voter intent. The Canvassing Board reviewed and accepted all ballots.

The meeting was adjourned at 9:45 am with notice that the Canvassing Board would reconvene Tuesday, November 29, 2022, at 8:30 am at the Elections office to certify the election.

November 29, 2022 — Certification

Attendees:

- F. Milene Henley – San Juan County Auditor
- Christine Minney – San Juan County Council Chair
- Randall K. Gaylord – San Juan County Prosecuting Attorney
- Camolyn Armstrong – Elections Manager
- Libby Concord – Grants Administrator

Tom Starr was again present, as an observer.

Auditor Henley called the Canvassing Board Certification Meeting to order at 8:32 am on Tuesday, November 29, 2022, at the San Juan County Elections office.

Ms. Armstrong presented a challenged ballot received on November 28 without a signed declaration. The Canvassing Board rejected the ballot. Ms. Armstrong then reviewed an updated status of challenged ballots accepted by the canvassing board and cure forms received through 4:30 pm, November 28.

Challenged Envelopes	Total to Canvass	Accepted	Rejected
No Signature	16		
<i>Cure forms received & processed</i>	4	4	12
<i>Outstanding balance (letters sent to voters, no response)</i>	12		
Mismatch Signature	52		
<i>Cure forms received & processed/Accepted by Canvass Board</i>	18	18	34
<i>Outstanding balance (letters sent to voters, no response)</i>	34		
Late Return – Mail	10	0	10
		Total Rejected	56

Ms. Armstrong presented the following documents to the Canvassing Board members for review:

- VoteWA Reconciliation Form
- VoteWA Reconciliation Report
- Official Precinct Report
- Official Cumulative Report
- Post-Election Audit Report


Canvassing Board members reviewed the reports. Ms. Armstrong explained how the numbers on the reports were obtained.

Ms. Armstrong presented the Appointment and Designation of Responsibilities to the Canvassing Board. The Canvassing Board appointed Ms. Armstrong to act as their duly authorized representative for 2023 election year. (RCW 29A.60.140)


Canvassing Board members signed the Certification of Canvassing Board to certify the November 8, 2022, Election.


The meeting was adjourned at 8:45 am.


Respectfully submitted,


F. Milene Henley, Auditor

Approved:


F. Milene Henley, Auditor


Christine Minney (Nov 29, 2022 18:02 PST)
Christine Minney, SJC Council Chair
Nov 29, 2022



Randall K. Gaylord, SJC Prosecuting Attorney

Oath of Authenticity

STATE OF WASHINGTON)
) ss.
COUNTY OF SAN JUAN)

I solemnly swear that the unofficial returns and supporting documentation of the General Election held on November 8, 2022, in San Juan County, State of Washington, are true and correct.





Camolyn Armstrong, Elections Manager

Subscribed and sworn before me this 28^h day of November 2022



Christine Minney, County Legislative Authority (witness)

Certification of the Canvassing Board

STATE OF WASHINGTON)
) ss.
COUNTY OF SAN JUAN)

The undersigned officers designated by law as constituting the Canvassing Board for the County of San Juan, State of Washington, hereby certify that this is a full, true, and correct copy of the Abstract of Votes including the cumulative results, precinct results, and reconciliation report of votes cast at the November Election held on November 8, 2022, in San Juan County, State of Washington, and that the following are the true and reconciled numbers of voters and votes counted.

Witness our hands and official seal this 29th day of November 2022

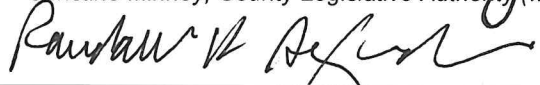




F. Milene Henley, County Auditor



Christine Minney, County Legislative Authority (witness)



Randall K. Gaylord, Prosecuting Attorney (witness)

APPOINTMENT AND DESIGNATION OF RESPONSIBILITIES

Pursuant to RCW 29A.60.140, the San Juan County Canvassing Board does hereby appoint Camolyn Armstrong, Elections Manager, to act as their duly authorized representative for the purpose of swearing in the Election Board Inspectors who will be counting official ballots for the 2023 election year. Furthermore, pursuant to RCW 29A.40.110, the Elections Manager and their appointees are authorized to begin preparing the returned envelopes of absentee ballots for examination by the Canvassing Board upon receipt, to appoint other representatives as prescribed by law to assist them in various tasks, and to prepare ballots for tabulation as designated in WAC 434-250 (Elections By Mail) and as prescribed in the San Juan County Canvassing Board Administrative Rules. Following initial processing, all absentee ballots must be kept in secure storage until final processing. Secure storage must employ the use of numbered seals and logs, or other security measures which will detect any inappropriate or unauthorized access to the secured ballot materials when they are not being prepared or processed by authorized personnel. As provided in WAC 434-250-110, it is hereby ordered that tabulation may begin at 8:00 pm on Election Day. Upon completion of the total tabulation of all ballots, the Elections Manager is directed to prepare the abstract and certification of said elections for the Canvassing Board.

This appointment will remain in effect until revoked in writing and will serve to alleviate the necessity of convening the Canvassing Board prior to an election as stated in the San Juan County Canvassing Board Administrative Rules.


F. Milene Henley
San Juan County Auditor

11/29/22
Date


Christine Minney
SJC Council Chairperson

11.29.22
Date


Randall K. Gaylord
San Juan County Prosecuting Attorney

11.29.2022
Date



SAN JUAN COUNTY
WASHINGTON

F. Milene Henley, County Auditor
Camolyn Armstrong, Elections Manager
 55 Second St · PO Box 638
 Friday Harbor, WA 98250
 (360) 378-3357
 sanjuanco.com/elections

General Election – November 8, 2022

Canvass Board Meeting - canvassing vote-by-mail and challenged ballots - Review

Monday, November 28, 2022


Canvass Board Members Present:

F. Milene Henley, Deputy Auditor	Ballots issued:	15,099		
Christine Minney, SJC Councilmember	Registered Voters:	14,642		
Randall K. Gaylord, Prosecuting Attorney	Ballots received:	11,504		
	Ballots accepted:	11,437	78%	Return

Challenged Envelopes	Total to Canvass	Accepted	Rejected
No Signature	15	0	15
Mismatch Signature	52	12	40
Late Return - Mail	10	0	10
Total Challenged Envelopes sent to Canvass	77		

Challenged Ballots	Total to Canvass	Accepted	Rejected
Total Challenged Ballots	10	10	0
No Declaration	2	0	2
Replacement ballots Voted- First Issue received	2	0	2
		Total Rejected	69

San Juan County Auditor Signature:


 F. Milene Henley

San Juan County Canvass Board
Review of Late Mailed Ballots

San Juan County Canvass Board
November 8, 2022 General Election

On November 28, 2022, the Canvass Board reviewed 10 envelopes with late postmarks.

0 envelopes were accepted as timely and

10 envelopes were rejected as late by the Canvass Board.




F. Milene Henley, Auditor (witness)

November 28, 2022



Christing Minney, Councilmember (witness)

November 28, 2022



Randall K. Gaylord, Prosecuting Attorney (witness)

November 28, 2022



SAN JUAN COUNTY
WASHINGTON

F. Milene Henley, County Auditor
Camolyn Armstrong, Elections Manager
55 Second St · PO Box 638
Friday Harbor, WA 98250
(360) 378-3357
sanjuanco.com/elections

General Election – November 8, 2022
Canvass Board Meeting - Certification of Election
Tuesday, November 29, 2022

Canvass Board Members Present:

F. Milene Henley, Auditor	Ballots issued:	15,099		
Christine Minney, SJC Councilmember	Registered Voters:	14560		
Randall K. Gaylord, Prosecuting Attorney	Ballots received:	11,516		
	Ballots accepted:	11,460	78.25%	Return

Challenged Envelopes	Total to Canvass	Accepted	Rejected
No Signature received	16	4	12
<i>Cure forms received and processed</i>	4		
<i>Outstanding balance (letters sent to voters, no response)</i>	12		
Mismatch Signature	52	18	34
<i>Cure forms received and processed and accepted by Canvass</i>	18		
<i>Outstanding balance (letters sent to voters, no response)</i>	34		
Late Return – Mail	10	0	10
Total Challenged Envelopes sent to Canvass	78		

Total Rejected 56

San Juan County Auditor Signature:

F. Milene Henley 11/29/22
F. Milene Henley

San Juan County Auditor

Reconciliation Form

General information

County name San Juan
 Election date 11/8/2022

Registered voters eligible to participate

Active registered voters 14,644
 Inactive registered voters 1,069

Category Reconciliation (detailed accounting of ballots)

	Issued (number of voters issued ballots)	Credited voters in VoteWA (envelopes containing ballots)	Ballots Accepted (Counted / Tabulated)	Ballots not counted		Discrepancy (If zero, category balances)
				Ballots forwarded to other counties	Ballots Rejected	
UOCAVA	320	44	43	N/A	1	0
Federal write-in	N/A	2	2	N/A	0	0
Provisional	0	0	0	0	0	0
DREs	0	0	0	N/A	0	0
All voters not reported in above categories	14,779	11,468	11,413	0	55	0
Total for all voter categories	15,099	11,514	11,458	0	56	0

Summary

Reconciliation

Overall Ballot Reconciliation

Ballots Received	11,514
Ballots Accepted	11,458
Ballots Not Counted	56
Discrepancy	0

Voters credited to ballots counted

Credited voters in VoteWA	11,460
Credited envelopes without ballots (2)	
Voters not credited in VoteWA (examples: FWAB or ACP)	0
Total valid ballots	11,458
Discrepancy	0

Additional Information

Replacement Ballots

Requested	593
Issued	589
Returned	413
Counted	411
Rejected	2

Return method

Email	69
Fax	0
Deposited at staffed, unstaffed deposit sites and voting centers	7,032
Non-UOCAVA returned by Fax or Email	60

Generation method

VoteWA	225
Other online programs	0
PDF originating from county	0
Non-UOCAVA ballots issued electronically	228

AVU

Estimated number of paper ballots printed by AVU	0
--	---

Category discrepancy explanation

VoteWA discrepancy explanation

Report prepared by: Camolyn Armstrong, Elections Manager

Date: November 28, 2022

Contact number: 360-370-7563

Reconciliation Form

Data entry

General information	
County name	San Juan
Election date	11/8/2022
Registered voters eligible to participate	
Number of ACTIVE registered voters	14,644
Number of INACTIVE registered voters	1,069
Total registered voters eligible to participate	15,713
VoteWA	
How many voters were credited in VoteWA?	11,460
How many envelopes without ballots were credited, including ballots of other elections?	2
How many valid voters were NOT credited in VoteWA (ACP, FWAB)?	
Adjusted number of valid voters	11,458
Ballots issued	
What was the total number of ballots issued?	15,099
Of the total number above, how many UOCAVA ballots were issued?	320
Of the total number above, how many provisional ballots were issued?	-
Of the total number above, how many DRE ballots were issued?	-
Voted ballots received	
How many voted ballots (in total) did you receive?	11,514
Of the number above, how many UOCAVA ballots did you receive?	44
Of the number above, how many Federal write-in ballots did you receive?	2
Of the number above, how many provisional ballots did you receive?	-
Of the number above, how DRE ballots were cast?	-
Ballots Accepted	
How many ballots (in total) were counted/tabulated?	11,458
Of the number above, how many UOCAVA ballots were counted/tabulated?	43
Of the number above, how many Federal Write-in ballots were counted/tabulated?	2
Of the number above, how many provisional ballots were counted/tabulated?	-
Of the number above, how many DRE ballots were counted/tabulated?	-
Ballots NOT Counted/Tabulated	
Forwarded ballots	
Total ballots forwarded to other counties?	-
Of the total number above, how many of the forwarded ballots were provisional ballots?	-
Of the total number above, how many of the forwarded ballots were late transfer?	-
Rejected ballots	
Total ballots rejected	56
Of the total above, how many were rejected because of a missing signature?	12
Of the total above, how many were rejected because of the signature didn't match?	34
Of the total above, how many were rejected because of the ballot was Postmarked too late?	10
Of the total above, how many were rejected because they were returned electronically and no hardcopy was received?	-
Of the total above, how many were rejected other reasons?	-
Total UOCAVA ballots rejected	1

Of the total above, how many were rejected because of a missing signature?	1
Of the total above, how many were rejected because of the signature didn't match?	-
Of the total above, how many were rejected because of the ballot was Postmarked too late?	-
Of the total above, how many were rejected other reasons?	-
Total Federal Write-in Absentee ballots rejected	-
Of the total above, how many were rejected because of a missing signature?	-
Of the total above, how many were rejected because of the signature didn't match?	-
Of the total above, how many were rejected because of the ballot was Postmarked too late?	-
Of the total above, how many were rejected other reasons?	-
Total provisional ballots rejected	-
Of the total above, how many were rejected because of a missing signature?	-
Of the total above, how many were rejected because of the signature didn't match?	-
Of the total above, how many were rejected because of the ballot was Postmarked too late?	-
Of the total above, how many were rejected other reasons?	-
Total DRE ballots rejected	-

Additional Information

Replacement Ballots

How many replacement ballots were requested?	593
How many replacement ballots were issued?	589
How many replacement ballots were received?	413
How many replacement ballots were counted?	411
How many replacement ballots were rejected?	2

Ballot generation method

How many ballots were generated through VoteWA?	225
How many ballots were generated through other online programs?	-
How many ballots were generated through a PDF originating from the county?	-
How many non-UOCAVA ballots were issued by email, fax, or online program?	228

Ballots returned

In total, how many ballots were returned by E-mail?	69
In total, how many ballots were returned by fax?	-
How many non-UOCAVA ballots were returned by E-Mail or fax?	60
How many ballots were deposited at staffed or unstaffed deposit sites and voting centers?	7,032

AVU

Please provide an estimate of the number of paper ballots printed by AVU	-
--	---

Signature

Report prepared by

Camolyn Armstrong, Elections Manager

Date

11/28/22

Contact number

360-370-7563

Completing this form fulfils the requirements in RCW 29A.60.235 and 2011 c 10 s 62

Rev 2.4 (08/13/2019)

Cumulative Results Report

2022 General Election

Run Time 4:48 PM

Run Date 11/28/2022

San Juan County

2022 General Election

11/8/2022

Page 1

Official Results**Registered Voters**

11458 of 14560 = 78.70%

Precincts Reporting

0 of 28 = 0.00%

Advisory Vote No. 39

Choice	Party	Absentee Voting		Total	
Repealed		4,594	44.21%	4,594	44.21%
Maintained		5,798	55.79%	5,798	55.79%
Cast Votes:		10,392	100.00%	10,392	100.00%
Undervotes:		1,066		1,066	
Overvotes:		0		0	
Unresolved write-in votes:		0		0	

Advisory Vote No. 40

Choice	Party	Absentee Voting		Total	
Repealed		4,168	40.87%	4,168	40.87%
Maintained		6,029	59.13%	6,029	59.13%
Cast Votes:		10,197	100.00%	10,197	100.00%
Undervotes:		1,261		1,261	
Overvotes:		0		0	
Unresolved write-in votes:		0		0	

Charter Amendment Proposition No. 1

Choice	Party	Absentee Voting		Total	
Approved		3,972	37.53%	3,972	37.53%
Rejected		6,611	62.47%	6,611	62.47%
Cast Votes:		10,583	100.00%	10,583	100.00%
Undervotes:		874		874	
Overvotes:		1		1	
Unresolved write-in votes:		0		0	

Charter Amendment Proposition No. 2

Choice	Party	Absentee Voting		Total	
Approved		4,974	49.85%	4,974	49.85%
Rejected		5,004	50.15%	5,004	50.15%
Cast Votes:		9,978	100.00%	9,978	100.00%
Undervotes:		1,480		1,480	
Overvotes:		0		0	
Unresolved write-in votes:		0		0	

Cumulative Results Report

2022 General Election

Run Time 4:48 PM

Run Date 11/28/2022

San Juan County

2022 General Election

11/8/2022

Page 2

Official Results**Registered Voters**

11458 of 14560 = 78.70%

Precincts Reporting

0 of 28 = 0.00%

Charter Amendment Proposition No. 3

Choice	Party	Absentee Voting		Total	
Approved		4,798	45.64%	4,798	45.64%
Rejected		5,715	54.36%	5,715	54.36%
Cast Votes:		10,513	100.00%	10,513	100.00%
Undervotes:		943		943	
Overvotes:		2		2	
Unresolved write-in votes:		0		0	

Charter Amendment Proposition No. 4

Choice	Party	Absentee Voting		Total	
Approved		3,606	34.55%	3,606	34.55%
Rejected		6,830	65.45%	6,830	65.45%
Cast Votes:		10,436	100.00%	10,436	100.00%
Undervotes:		1,022		1,022	
Overvotes:		0		0	
Unresolved write-in votes:		0		0	

Proposition No. 1 - Road Fund Regular Property Tax Levy Lid Lift

Choice	Party	Absentee Voting		Total	
Yes		4,164	43.37%	4,164	43.37%
No		5,438	56.63%	5,438	56.63%
Cast Votes:		9,602	100.00%	9,602	100.00%
Undervotes:		482		482	
Overvotes:		1		1	
Unresolved write-in votes:		0		0	

U.S. Senator - 6-year term - vote for one

Choice	Party	Absentee Voting		Total	
Patty Murray		8,254	72.99%	8,254	72.99%
Tiffany Smiley		3,055	27.01%	3,055	27.01%
Cast Votes:		11,309	100.00%	11,309	100.00%
Undervotes:		132		132	
Overvotes:		0		0	
Unresolved write-in votes:		17		17	

Cumulative Results Report

2022 General Election

Run Time 4:48 PM

Run Date 11/28/2022

San Juan County

2022 General Election

11/8/2022

Page 3

Official Results**Registered Voters**

11458 of 14560 = 78.70%

Precincts Reporting

0 of 28 = 0.00%

U.S. Representative - 2-year term - vote for one

Choice	Party	Absentee Voting		Total	
Rick Larsen		8,322	74.08%	8,322	74.08%
Dan Matthews		2,912	25.92%	2,912	25.92%
Cast Votes:		11,234	100.00%	11,234	100.00%
Undervotes:		206		206	
Overvotes:		0		0	
Unresolved write-in votes:		18		18	

Secretary of State - 2-year unexpired term - vote for one

Choice	Party	Absentee Voting		Total	
Steve Hobbs		6,800	66.45%	6,800	66.45%
Julie Anderson		3,433	33.55%	3,433	33.55%
Cast Votes:		10,233	100.00%	10,233	100.00%
Undervotes:		569		569	
Overvotes:		0		0	
Unresolved write-in votes:		656		656	

State Representative Position 1 - 2-year term - vote for one

Choice	Party	Absentee Voting		Total	
Debra Lekanoff		8,340	75.03%	8,340	75.03%
Shannon Perkes		2,776	24.97%	2,776	24.97%
Cast Votes:		11,116	100.00%	11,116	100.00%
Undervotes:		325		325	
Overvotes:		0		0	
Unresolved write-in votes:		17		17	

State Representative Position 2 - 2-year term - vote for one

Choice	Party	Absentee Voting		Total	
Alex Ramel		7,527	81.11%	7,527	81.11%
Trevor Smith		1,753	18.89%	1,753	18.89%
Cast Votes:		9,280	100.00%	9,280	100.00%
Undervotes:		1,978		1,978	
Overvotes:		3		3	
Unresolved write-in votes:		197		197	

Cumulative Results Report

2022 General Election

Run Time 4:48 PM
Run Date 11/28/2022**San Juan County**

2022 General Election

11/8/2022

Page 4

Official Results**Registered Voters**
11458 of 14560 = 78.70%**Precincts Reporting**
0 of 28 = 0.00%**Assessor - 4-year term - vote for one**

Choice	Party	Absentee Voting		Total	
John Kulseth		7,181	100.00%	7,181	100.00%
	Cast Votes:	7,181	100.00%	7,181	100.00%
	Undervotes:	4,160		4,160	
	Overvotes:	0		0	
	Unresolved write-in votes:	117		117	

Auditor - 4-year term - vote for one

Choice	Party	Absentee Voting		Total	
Natasha Warmenhoven		6,898	100.00%	6,898	100.00%
	Cast Votes:	6,898	100.00%	6,898	100.00%
	Undervotes:	4,471		4,471	
	Overvotes:	0		0	
	Unresolved write-in votes:	89		89	

Clerk - 4-year term - vote for one

Choice	Party	Absentee Voting		Total	
Lisa Henderson		6,982	100.00%	6,982	100.00%
	Cast Votes:	6,982	100.00%	6,982	100.00%
	Undervotes:	4,397		4,397	
	Overvotes:	0		0	
	Unresolved write-in votes:	79		79	

County Council - District 3 - 4-year term - vote for one

Choice	Party	Absentee Voting		Total	
Jane Fuller		6,858	100.00%	6,858	100.00%
	Cast Votes:	6,858	100.00%	6,858	100.00%
	Undervotes:	4,434		4,434	
	Overvotes:	0		0	
	Unresolved write-in votes:	166		166	

Cumulative Results Report

2022 General Election

Run Time 4:48 PM
Run Date 11/28/2022**San Juan County**

2022 General Election

11/8/2022

Page 5

Official Results**Registered Voters**
11458 of 14560 = 78.70%**Precincts Reporting**
0 of 28 = 0.00%**Prosecuting Attorney - 4-year term - vote for one**

Choice	Party	Absentee Voting		Total	
Amy Vira		7,203	100.00%	7,203	100.00%
	Cast Votes:	7,203	100.00%	7,203	100.00%
	Undervotes:	4,057		4,057	
	Overvotes:	0		0	
	Unresolved write-in votes:	198		198	

Sheriff - 4-year term - vote for one

Choice	Party	Absentee Voting		Total	
Ronald J. Krebs		4,928	46.76%	4,928	46.76%
Eric Peter		5,611	53.24%	5,611	53.24%
	Cast Votes:	10,539	100.00%	10,539	100.00%
	Undervotes:	878		878	
	Overvotes:	7		7	
	Unresolved write-in votes:	34		34	

Treasurer - 4-year term - vote for one

Choice	Party	Absentee Voting		Total	
Rhonda Pederson		7,164	100.00%	7,164	100.00%
	Cast Votes:	7,164	100.00%	7,164	100.00%
	Undervotes:	4,222		4,222	
	Overvotes:	0		0	
	Unresolved write-in votes:	72		72	

State Supreme Court Justice Position 1 - 6-year term - vote for one

Choice	Party	Absentee Voting		Total	
Mary I. Yu		6,752	100.00%	6,752	100.00%
	Cast Votes:	6,752	100.00%	6,752	100.00%
	Undervotes:	4,594		4,594	
	Overvotes:	1		1	
	Unresolved write-in votes:	111		111	

Cumulative Results Report

2022 General Election

Run Time 4:48 PM

Run Date 11/28/2022

San Juan County

2022 General Election

11/8/2022

Page 6

Official Results**Registered Voters**

11458 of 14560 = 78.70%

Precincts Reporting

0 of 28 = 0.00%

State Supreme Court Justice Position 5 - 6-year term - vote for one

Choice	Party	Absentee Voting		Total	
Barbara Madsen		6,731	100.00%	6,731	100.00%
	Cast Votes:	6,731	100.00%	6,731	100.00%
	Undervotes:	4,636		4,636	
	Overvotes:	0		0	
	Unresolved write-in votes:	91		91	

State Supreme Court Justice Position 6

Choice	Party	Absentee Voting		Total	
G. Helen Whitener		6,710	100.00%	6,710	100.00%
	Cast Votes:	6,710	100.00%	6,710	100.00%
	Undervotes:	4,652		4,652	
	Overvotes:	1		1	
	Unresolved write-in votes:	95		95	

San Juan County District Court Judge - 4-year term - vote for one

Choice	Party	Absentee Voting		Total	
Carolyn M. Jewett		6,803	100.00%	6,803	100.00%
	Cast Votes:	6,803	100.00%	6,803	100.00%
	Undervotes:	4,527		4,527	
	Overvotes:	0		0	
	Unresolved write-in votes:	128		128	

Proposition No. 1 - Bonds to Build a New Library

Choice	Party	Absentee Voting		Total	
Approved		2,234	41.64%	2,234	41.64%
Rejected		3,131	58.36%	3,131	58.36%
	Cast Votes:	5,365	100.00%	5,365	100.00%
	Undervotes:	178		178	
	Overvotes:	0		0	
	Unresolved write-in votes:	0		0	

Cumulative Results Report

2022 General Election

Run Time 4:48 PM
Run Date 11/28/2022**San Juan County**

2022 General Election

11/8/2022

Page 7

Official Results**Registered Voters**

11458 of 14560 = 78.70%

Precincts Reporting

0 of 28 = 0.00%

Proposition No. 1 - Excess Property Tax Levy for 2023

Choice	Party	Absentee Voting		Total	
Yes		1,390	77.48%	1,390	77.48%
No		404	22.52%	404	22.52%
Cast Votes:		1,794	100.00%	1,794	100.00%
Undervotes:		70		70	
Overvotes:		0		0	
Unresolved write-in votes:		0		0	

*** End of report ***

Manual Count of Random Groups - Post Election Audit


Date of Election: November 8, 2022 General

United States - U.S. Senator

Response	Batch 278	Batch 277	Batch 276	Batch 280	Batch 282	Batch 275	Manual Totals	Machine Totals
Patty Murray	43	32	33	31	35	41	215	
Tiffany Smiley	5	12	16	15	13	8	69	
Write-ins								
Undervotes	1	2		1	1		5	
Overvotes								

Manual Audit matched machine count: Yes; No

Explain any discrepancies : _____

Audit results certified by: 

Elections Manager: _____
Camolyn Armstrong

Date 11/9/2022

Manual Count of Random Groups - Post Election Audit

Date of Election: November 8, 2022 General

Batch 278

United States - U.S. Senator

Response	Count Team 1	Count Team 2		Manual Totals
Patty Murray	43	43		
Tiffany Smiley	5	5		
Write-ins				
Undervotes	1	1		
Overvotes				

Audit results processed by:

Count Team 1:

Sign 1. *D. Buganski* Date 11-9-22

Sign 2. *Judy Seary* Date 11-9-22

Count Team 2:

Sign 1. *George Han* Date 11-9-22

Sign 2. *Lee Buganski* Date 11-9-22

Manual Count of Random Groups - Post Election Audit

Date of Election: November 8, 2022 General

Batch 277

United States - U.S. Senator

Response	Count Team 1	Count Team 2		Manual Totals
Patty Murray	32	32		
Tiffany Smiley	12	12		
Write-ins	0	0		
Undervotes	2	2		
Overvotes	0	0		

Audit results processed by:

Count Team 1:

Sign 1. *[Signature]* Date 11/9/22

Sign 2. *[Signature]* Date 11/9/22

Count Team 2:

Sign 1. *[Signature]* Date 11-9-22

Sign 2. _____ Date _____

Manual Count of Random Groups - Post Election Audit

Date of Election: November 8, 2022 General

Batch 276

United States - U.S. Senator

Response	Count Team 1	Count Team 2	Manual Totals
Patty Murray	33	33	
Tiffany Smiley	16	16	
Write-ins	0	0	
Undervotes	0	0	
Overvotes	0	0	

Audit results processed by:

Count Team 1:

Sign 1. *Ronald J. Nease* Date 11-9-22

Sign 2. *Leid Bengard* Date 11-9-22

Count Team 2:

Sign 1. *John. ...* Date 11/9/22

Sign 2. *[Signature]* Date 11/9/22

Manual Count of Random Groups - Post Election Audit

Date of Election: November 8, 2022 General

Batch 250

United States - U.S. Senator

Response	Count Team 1	Count Team 2	Manual Totals
Patty Murray	31	31	
Tiffany Smiley	15	15	
Write-ins	0	0	
Undervotes	1	1	
Overvotes	0	0	

Audit results processed by:

Count Team 1:

Sign 1. *[Signature]* Date 11-9-22

Sign 2. *[Signature]* Date 11-9-22

Count Team 2:

Sign 1. *[Signature]* Date 11/9/22

Sign 2. *[Signature]* Date 11/9/22

Manual Count of Random Groups - Post Election Audit

Date of Election: November 8, 2022 General

Batch 282

United States - U.S. Senator

Response	Count Team 1	Count Team 2	Manual Totals
Patty Murray	35	35	
Tiffany Smiley	13	13	
Write-ins	0	0	
Undervotes	1	1	
Overvotes	0	0	

Audit results processed by:

Count Team 1:

Sign 1. *A Buganski* Date 11-9-22

Sign 2. *J. Lear* Date 11-9-22

Count Team 2:

Sign 1. *Donald J. Lee* Date 11-9-22

Sign 2. *Led Buganski* Date 11-9-22

Manual Count of Random Groups - Post Election Audit

Date of Election: November 8, 2022 General

Batch 279

United States - U.S. Senator

Response	Count Team 1	Count Team 2	Manual Totals
Patty Murray	41	41	
Tiffany Smiley	8	8	
Write-ins	0	0	
Undervotes	0	0	
Overvotes	0	0	

Audit results processed by:

Count Team 1:

Sign 1. Led Berganti Date 11-9-22

Sign 2. Donald J. ... Date 11-9-22

Count Team 2:

Sign 1. J.M. ... Date 11/9/22

Sign 2. W. ... Date 11/9/22

Cumulative Results Report

2022 General Election

Run Time 8:03 PM
Run Date 11/08/2022

San Juan County

2022 General Election

11/8/2022

Page 2

Unofficial Results

Registered Vote
7829 of 14560 = 53.77%
Precincts Reporting
0 of 28 = 0.00%

Charter Amendment Proposition No. 3

Choice	Party	Absentee Voting		Total	
Approved		3,108	42.88%	3,108	42.88%
Rejected		4,140	57.12%	4,140	57.12%
Cast Votes:		7,248	100.00%	7,248	100.00%
Undervotes:		581		581	
Overvotes:		0		0	
Unresolved write-in votes:		0		0	

Charter Amendment Proposition No. 4

Choice	Party	Absentee Voting		Total	
Approved		2,352	32.52%	2,352	32.52%
Rejected		4,881	67.48%	4,881	67.48%
Cast Votes:		7,233	100.00%	7,233	100.00%
Undervotes:		596		596	
Overvotes:		0		0	
Unresolved write-in votes:		0		0	

Proposition No. 1 - Road Fund Regular Property Tax Levy Lid Lift

Choice	Party	Absentee Voting		Total	
Yes		2,871	43.57%	2,871	43.57%
No		3,718	56.43%	3,718	56.43%
Cast Votes:		6,589	100.00%	6,589	100.00%
Undervotes:		266		266	
Overvotes:		0		0	
Unresolved write-in votes:		0		0	

U.S. Senator - 6-year term - vote for one

Choice	Party	Absentee Voting		Total	
Patty Murray		5,629	72.80%	5,629	72.80%
Tiffany Smiley		2,103	27.20%	2,103	27.20%
Cast Votes:		7,732	100.00%	7,732	100.00%
Undervotes:		84		84	
Overvotes:		0		0	
Unresolved write-in votes:		13		13	

Post Election Results

Cumulative Results Report

San Juan County

Unofficial Results

2022 General Election

2022 General Election

Registered Voters

8118 of 14560 = 55.76%

Run Time 12:37 PM

11/8/2022

Precincts Reporting

0 of 28 = 0.00%

Run Date 11/09/2022

Page 2

Charter Amendment Proposition No. 3

Choice	Party	Absentee Voting		Total	
Approved		3,235	43.03%	3,235	43.03%
Rejected		4,283	56.97%	4,283	56.97%
Cast Votes:		7,518	100.00%	7,518	100.00%
Undervotes:		600		600	
Overvotes:		0		0	
Unresolved write-in votes:		0		0	

Charter Amendment Proposition No. 4

Choice	Party	Absentee Voting		Total	
Approved		2,436	32.51%	2,436	32.51%
Rejected		5,056	67.49%	5,056	67.49%
Cast Votes:		7,492	100.00%	7,492	100.00%
Undervotes:		626		626	
Overvotes:		0		0	
Unresolved write-in votes:		0		0	

Proposition No. 1 - Road Fund Regular Property Tax Levy Lid Lift

Choice	Party	Absentee Voting		Total	
Yes		2,962	43.66%	2,962	43.66%
No		3,823	56.34%	3,823	56.34%
Cast Votes:		6,785	100.00%	6,785	100.00%
Undervotes:		280		280	
Overvotes:		0		0	
Unresolved write-in votes:		0		0	

U.S. Senator - 6-year term - vote for one

Choice	Party	Absentee Voting		Total	
Patty Murray		5,844	72.90%	5,844	72.90%
Tiffany Smiley		2,172	27.10%	2,172	27.10%
Cast Votes:		8,016	100.00%	8,016	100.00%
Undervotes:		89		89	
Overvotes:		0		0	
Unresolved write-in votes:		13		13	

Pre Post Results. Hand count

- 5629 = 215

- 2103 = 69

- 84 = 5

- 0 = 0

Precinct Results Report

2022 General Election

Run Time 4:49 PM
Run Date 11/28/2022**San Juan County**

2022 General Election

11/8/2022

Page 1

Official Results**Registered Voters**

11458 of 14560 = 78.70%

Precincts Reporting

0 of 28 = 0.00%

101 Friday Harbor N

768 of 1,084 registered voters = 70.85%

Advisory Vote No. 39

Choice	Party	Absentee Voting		Total	
Repealed		312	45.55%	312	45.55%
Maintained		373	54.45%	373	54.45%
Cast Votes:		685	100.00%	685	100.00%
Undervotes:		83		83	
Overvotes:		0		0	
Unresolved write-in votes:		0		0	

Advisory Vote No. 40

Choice	Party	Absentee Voting		Total	
Repealed		262	38.76%	262	38.76%
Maintained		414	61.24%	414	61.24%
Cast Votes:		676	100.00%	676	100.00%
Undervotes:		92		92	
Overvotes:		0		0	
Unresolved write-in votes:		0		0	

Charter Amendment Proposition No. 1

Choice	Party	Absentee Voting		Total	
Approved		276	39.20%	276	39.20%
Rejected		428	60.80%	428	60.80%
Cast Votes:		704	100.00%	704	100.00%
Undervotes:		64		64	
Overvotes:		0		0	
Unresolved write-in votes:		0		0	

Charter Amendment Proposition No. 2

Choice	Party	Absentee Voting		Total	
Approved		336	50.60%	336	50.60%
Rejected		328	49.40%	328	49.40%
Cast Votes:		664	100.00%	664	100.00%
Undervotes:		104		104	
Overvotes:		0		0	
Unresolved write-in votes:		0		0	

Precinct Results Report

2022 General Election

Run Time 4:49 PM
Run Date 11/28/2022**San Juan County**

2022 General Election

11/8/2022

Page 2

Official Results**Registered Voters**

11458 of 14560 = 78.70%

Precincts Reporting

0 of 28 = 0.00%

101 Friday Harbor N

768 of 1,084 registered voters = 70.85%

Charter Amendment Proposition No. 3

Choice	Party	Absentee Voting		Total	
Approved		305	44.14%	305	44.14%
Rejected		386	55.86%	386	55.86%
Cast Votes:		691	100.00%	691	100.00%
Undervotes:		77		77	
Overvotes:		0		0	
Unresolved write-in votes:		0		0	

Charter Amendment Proposition No. 4

Choice	Party	Absentee Voting		Total	
Approved		240	34.58%	240	34.58%
Rejected		454	65.42%	454	65.42%
Cast Votes:		694	100.00%	694	100.00%
Undervotes:		74		74	
Overvotes:		0		0	
Unresolved write-in votes:		0		0	

U.S. Senator - 6-year term - vote for one

Choice	Party	Absentee Voting		Total	
Patty Murray		546	72.03%	546	72.03%
Tiffany Smiley		212	27.97%	212	27.97%
Cast Votes:		758	100.00%	758	100.00%
Undervotes:		9		9	
Overvotes:		0		0	
Unresolved write-in votes:		1		1	

U.S. Representative - 2-year term - vote for one

Choice	Party	Absentee Voting		Total	
Rick Larsen		555	73.71%	555	73.71%
Dan Matthews		198	26.29%	198	26.29%
Cast Votes:		753	100.00%	753	100.00%
Undervotes:		14		14	
Overvotes:		0		0	
Unresolved write-in votes:		1		1	

Precinct Results Report

2022 General Election

Run Time 4:49 PM
Run Date 11/28/2022**San Juan County**

2022 General Election

11/8/2022

Page 3

Official Results**Registered Voters**

11458 of 14560 = 78.70%

Precincts Reporting

0 of 28 = 0.00%

101 Friday Harbor N

768 of 1,084 registered voters = 70.85%

Secretary of State - 2-year unexpired term - vote for one

Choice	Party	Absentee Voting		Total	
Steve Hobbs		437	62.88%	437	62.88%
Julie Anderson		258	37.12%	258	37.12%
Cast Votes:		695	100.00%	695	100.00%
Undervotes:		31		31	
Overvotes:		0		0	
Unresolved write-in votes:		42		42	

State Representative Position 1 - 2-year term - vote for one

Choice	Party	Absentee Voting		Total	
Debra Lekanoff		557	74.17%	557	74.17%
Shannon Perkes		194	25.83%	194	25.83%
Cast Votes:		751	100.00%	751	100.00%
Undervotes:		16		16	
Overvotes:		0		0	
Unresolved write-in votes:		1		1	

State Representative Position 2 - 2-year term - vote for one

Choice	Party	Absentee Voting		Total	
Alex Ramel		491	76.48%	491	76.48%
Trevor Smith		151	23.52%	151	23.52%
Cast Votes:		642	100.00%	642	100.00%
Undervotes:		111		111	
Overvotes:		0		0	
Unresolved write-in votes:		15		15	

Assessor - 4-year term - vote for one

Choice	Party	Absentee Voting		Total	
John Kulseth		552	100.00%	552	100.00%
Cast Votes:		552	100.00%	552	100.00%
Undervotes:		205		205	
Overvotes:		0		0	
Unresolved write-in votes:		11		11	

Precinct Results Report

2022 General Election

Run Time 4:49 PM
Run Date 11/28/2022**San Juan County**

2022 General Election

11/8/2022

Page 4

Official Results**Registered Voters**
11458 of 14560 = 78.70%**Precincts Reporting**
0 of 28 = 0.00%**101 Friday Harbor N**

768 of 1,084 registered voters = 70.85%

Auditor - 4-year term - vote for one

Choice	Party	Absentee Voting		Total	
Natasha Warmenhoven		518	100.00%	518	100.00%
	Cast Votes:	518	100.00%	518	100.00%
	Undervotes:	244		244	
	Overvotes:	0		0	
	Unresolved write-in votes:	6		6	

Clerk - 4-year term - vote for one

Choice	Party	Absentee Voting		Total	
Lisa Henderson		528	100.00%	528	100.00%
	Cast Votes:	528	100.00%	528	100.00%
	Undervotes:	234		234	
	Overvotes:	0		0	
	Unresolved write-in votes:	6		6	

County Council - District 3 - 4-year term - vote for one

Choice	Party	Absentee Voting		Total	
Jane Fuller		499	100.00%	499	100.00%
	Cast Votes:	499	100.00%	499	100.00%
	Undervotes:	261		261	
	Overvotes:	0		0	
	Unresolved write-in votes:	8		8	

Prosecuting Attorney - 4-year term - vote for one

Choice	Party	Absentee Voting		Total	
Amy Vira		508	100.00%	508	100.00%
	Cast Votes:	508	100.00%	508	100.00%
	Undervotes:	246		246	
	Overvotes:	0		0	
	Unresolved write-in votes:	14		14	

Precinct Results Report

2022 General Election

Run Time 4:49 PM
Run Date 11/28/2022**San Juan County**

2022 General Election

11/8/2022

Page 5

Official Results**Registered Voters**

11458 of 14560 = 78.70%

Precincts Reporting

0 of 28 = 0.00%

101 Friday Harbor N

768 of 1,084 registered voters = 70.85%

Sheriff - 4-year term - vote for one

Choice	Party	Absentee Voting		Total	
Ronald J. Krebs		249	33.69%	249	33.69%
Eric Peter		490	66.31%	490	66.31%
Cast Votes:		739	100.00%	739	100.00%
Undervotes:		26		26	
Overvotes:		0		0	
Unresolved write-in votes:		3		3	

Treasurer - 4-year term - vote for one

Choice	Party	Absentee Voting		Total	
Rhonda Pederson		533	100.00%	533	100.00%
Cast Votes:		533	100.00%	533	100.00%
Undervotes:		232		232	
Overvotes:		0		0	
Unresolved write-in votes:		3		3	

State Supreme Court Justice Position 1 - 6-year term - vote for one

Choice	Party	Absentee Voting		Total	
Mary I. Yu		495	100.00%	495	100.00%
Cast Votes:		495	100.00%	495	100.00%
Undervotes:		266		266	
Overvotes:		0		0	
Unresolved write-in votes:		7		7	

State Supreme Court Justice Position 5 - 6-year term - vote for one

Choice	Party	Absentee Voting		Total	
Barbara Madsen		491	100.00%	491	100.00%
Cast Votes:		491	100.00%	491	100.00%
Undervotes:		271		271	
Overvotes:		0		0	
Unresolved write-in votes:		6		6	

Precinct Results Report

2022 General Election

Run Time 4:49 PM
Run Date 11/28/2022**San Juan County**

2022 General Election

11/8/2022

Page 6

Official Results**Registered Voters**

11458 of 14560 = 78.70%

Precincts Reporting

0 of 28 = 0.00%

101 Friday Harbor N

768 of 1,084 registered voters = 70.85%

State Supreme Court Justice Position 6

Choice	Party	Absentee Voting		Total	
G. Helen Whitener		485	100.00%	485	100.00%
	Cast Votes:	485	100.00%	485	100.00%
	Undervotes:	277		277	
	Overvotes:	0		0	
	Unresolved write-in votes:	6		6	

San Juan County District Court Judge - 4-year term - vote for one

Choice	Party	Absentee Voting		Total	
Carolyn M. Jewett		502	100.00%	502	100.00%
	Cast Votes:	502	100.00%	502	100.00%
	Undervotes:	255		255	
	Overvotes:	0		0	
	Unresolved write-in votes:	11		11	

Proposition No. 1 - Bonds to Build a New Library

Choice	Party	Absentee Voting		Total	
Approved		308	41.90%	308	41.90%
Rejected		427	58.10%	427	58.10%
	Cast Votes:	735	100.00%	735	100.00%
	Undervotes:	33		33	
	Overvotes:	0		0	
	Unresolved write-in votes:	0		0	

Precinct Results Report

2022 General Election

Run Time 4:49 PM
Run Date 11/28/2022**San Juan County**

2022 General Election

11/8/2022

Page 7

Official Results**Registered Voters**
11458 of 14560 = 78.70%**Precincts Reporting**
0 of 28 = 0.00%**102 Friday Harbor S**

605 of 803 registered voters = 75.34%

Advisory Vote No. 39

Choice	Party	Absentee Voting		Total	
Repealed		280	53.03%	280	53.03%
Maintained		248	46.97%	248	46.97%
Cast Votes:		528	100.00%	528	100.00%
Undervotes:		77		77	
Overvotes:		0		0	
Unresolved write-in votes:		0		0	

Advisory Vote No. 40

Choice	Party	Absentee Voting		Total	
Repealed		221	42.83%	221	42.83%
Maintained		295	57.17%	295	57.17%
Cast Votes:		516	100.00%	516	100.00%
Undervotes:		89		89	
Overvotes:		0		0	
Unresolved write-in votes:		0		0	

Charter Amendment Proposition No. 1

Choice	Party	Absentee Voting		Total	
Approved		190	35.65%	190	35.65%
Rejected		343	64.35%	343	64.35%
Cast Votes:		533	100.00%	533	100.00%
Undervotes:		72		72	
Overvotes:		0		0	
Unresolved write-in votes:		0		0	

Charter Amendment Proposition No. 2

Choice	Party	Absentee Voting		Total	
Approved		243	46.64%	243	46.64%
Rejected		278	53.36%	278	53.36%
Cast Votes:		521	100.00%	521	100.00%
Undervotes:		84		84	
Overvotes:		0		0	
Unresolved write-in votes:		0		0	

Precinct Results Report

2022 General Election

Run Time 4:49 PM

Run Date 11/28/2022

San Juan County

2022 General Election

11/8/2022

Page 8

Official Results**Registered Voters**

11458 of 14560 = 78.70%

Precincts Reporting

0 of 28 = 0.00%

102 Friday Harbor S

605 of 803 registered voters = 75.34%

Charter Amendment Proposition No. 3

Choice	Party	Absentee Voting		Total	
Approved		206	38.65%	206	38.65%
Rejected		327	61.35%	327	61.35%
Cast Votes:		533	100.00%	533	100.00%
Undervotes:		72		72	
Overvotes:		0		0	
Unresolved write-in votes:		0		0	

Charter Amendment Proposition No. 4

Choice	Party	Absentee Voting		Total	
Approved		180	33.71%	180	33.71%
Rejected		354	66.29%	354	66.29%
Cast Votes:		534	100.00%	534	100.00%
Undervotes:		71		71	
Overvotes:		0		0	
Unresolved write-in votes:		0		0	

U.S. Senator - 6-year term - vote for one

Choice	Party	Absentee Voting		Total	
Patty Murray		405	68.99%	405	68.99%
Tiffany Smiley		182	31.01%	182	31.01%
Cast Votes:		587	100.00%	587	100.00%
Undervotes:		15		15	
Overvotes:		0		0	
Unresolved write-in votes:		3		3	

U.S. Representative - 2-year term - vote for one

Choice	Party	Absentee Voting		Total	
Rick Larsen		412	71.90%	412	71.90%
Dan Matthews		161	28.10%	161	28.10%
Cast Votes:		573	100.00%	573	100.00%
Undervotes:		29		29	
Overvotes:		0		0	
Unresolved write-in votes:		3		3	

Precinct Results Report

2022 General Election

Run Time 4:49 PM

Run Date 11/28/2022

San Juan County

2022 General Election

11/8/2022

Page 9

Official Results**Registered Voters**

11458 of 14560 = 78.70%

Precincts Reporting

0 of 28 = 0.00%

102 Friday Harbor S

605 of 803 registered voters = 75.34%

Secretary of State - 2-year unexpired term - vote for one

Choice	Party	Absentee Voting		Total	
Steve Hobbs		337	63.71%	337	63.71%
Julie Anderson		192	36.29%	192	36.29%
Cast Votes:		529	100.00%	529	100.00%
Undervotes:		45		45	
Overvotes:		0		0	
Unresolved write-in votes:		31		31	

State Representative Position 1 - 2-year term - vote for one

Choice	Party	Absentee Voting		Total	
Debra Lekanoff		409	72.91%	409	72.91%
Shannon Perkes		152	27.09%	152	27.09%
Cast Votes:		561	100.00%	561	100.00%
Undervotes:		43		43	
Overvotes:		0		0	
Unresolved write-in votes:		1		1	

State Representative Position 2 - 2-year term - vote for one

Choice	Party	Absentee Voting		Total	
Alex Ramel		362	79.04%	362	79.04%
Trevor Smith		96	20.96%	96	20.96%
Cast Votes:		458	100.00%	458	100.00%
Undervotes:		138		138	
Overvotes:		0		0	
Unresolved write-in votes:		9		9	

Assessor - 4-year term - vote for one

Choice	Party	Absentee Voting		Total	
John Kulseth		405	100.00%	405	100.00%
Cast Votes:		405	100.00%	405	100.00%
Undervotes:		194		194	
Overvotes:		0		0	
Unresolved write-in votes:		6		6	

Precinct Results Report

2022 General Election

Run Time 4:49 PM
Run Date 11/28/2022**San Juan County**

2022 General Election

11/8/2022

Page 10

Official Results**Registered Voters**

11458 of 14560 = 78.70%

Precincts Reporting

0 of 28 = 0.00%

102 Friday Harbor S

605 of 803 registered voters = 75.34%

Auditor - 4-year term - vote for one

Choice	Party	Absentee Voting		Total	
Natasha Warmenhoven		368	100.00%	368	100.00%
	Cast Votes:	368	100.00%	368	100.00%
	Undervotes:	232		232	
	Overvotes:	0		0	
	Unresolved write-in votes:	5		5	

Clerk - 4-year term - vote for one

Choice	Party	Absentee Voting		Total	
Lisa Henderson		372	100.00%	372	100.00%
	Cast Votes:	372	100.00%	372	100.00%
	Undervotes:	229		229	
	Overvotes:	0		0	
	Unresolved write-in votes:	4		4	

County Council - District 3 - 4-year term - vote for one

Choice	Party	Absentee Voting		Total	
Jane Fuller		357	100.00%	357	100.00%
	Cast Votes:	357	100.00%	357	100.00%
	Undervotes:	243		243	
	Overvotes:	0		0	
	Unresolved write-in votes:	5		5	

Prosecuting Attorney - 4-year term - vote for one

Choice	Party	Absentee Voting		Total	
Amy Vira		380	100.00%	380	100.00%
	Cast Votes:	380	100.00%	380	100.00%
	Undervotes:	217		217	
	Overvotes:	0		0	
	Unresolved write-in votes:	8		8	

Precinct Results Report

2022 General Election

Run Time 4:49 PM
Run Date 11/28/2022**San Juan County**

2022 General Election

11/8/2022
Page 11**Official Results**Registered Voters
11458 of 14560 = 78.70%
Precincts Reporting
0 of 28 = 0.00%**102 Friday Harbor S**

605 of 803 registered voters = 75.34%

Sheriff - 4-year term - vote for one

Choice	Party	Absentee Voting		Total	
Ronald J. Krebs		203	35.37%	203	35.37%
Eric Peter		371	64.63%	371	64.63%
Cast Votes:		574	100.00%	574	100.00%
Undervotes:		31		31	
Overvotes:		0		0	
Unresolved write-in votes:		0		0	

Treasurer - 4-year term - vote for one

Choice	Party	Absentee Voting		Total	
Rhonda Pederson		399	100.00%	399	100.00%
Cast Votes:		399	100.00%	399	100.00%
Undervotes:		203		203	
Overvotes:		0		0	
Unresolved write-in votes:		3		3	

State Supreme Court Justice Position 1 - 6-year term - vote for one

Choice	Party	Absentee Voting		Total	
Mary I. Yu		343	100.00%	343	100.00%
Cast Votes:		343	100.00%	343	100.00%
Undervotes:		258		258	
Overvotes:		0		0	
Unresolved write-in votes:		4		4	

State Supreme Court Justice Position 5 - 6-year term - vote for one

Choice	Party	Absentee Voting		Total	
Barbara Madsen		339	100.00%	339	100.00%
Cast Votes:		339	100.00%	339	100.00%
Undervotes:		263		263	
Overvotes:		0		0	
Unresolved write-in votes:		3		3	

Precinct Results Report

2022 General Election

Run Time 4:49 PM
Run Date 11/28/2022**San Juan County**

2022 General Election

11/8/2022
Page 12**Official Results****Registered Voters**
11458 of 14560 = 78.70%
Precincts Reporting
0 of 28 = 0.00%**102 Friday Harbor S**

605 of 803 registered voters = 75.34%

State Supreme Court Justice Position 6

Choice	Party	Absentee Voting		Total	
G. Helen Whitener		340	100.00%	340	100.00%
	Cast Votes:	340	100.00%	340	100.00%
	Undervotes:	262		262	
	Overvotes:	0		0	
	Unresolved write-in votes:	3		3	

San Juan County District Court Judge - 4-year term - vote for one

Choice	Party	Absentee Voting		Total	
Carolyn M. Jewett		368	100.00%	368	100.00%
	Cast Votes:	368	100.00%	368	100.00%
	Undervotes:	228		228	
	Overvotes:	0		0	
	Unresolved write-in votes:	9		9	

Proposition No. 1 - Bonds to Build a New Library

Choice	Party	Absentee Voting		Total	
Approved		234	39.53%	234	39.53%
Rejected		358	60.47%	358	60.47%
	Cast Votes:	592	100.00%	592	100.00%
	Undervotes:	13		13	
	Overvotes:	0		0	
	Unresolved write-in votes:	0		0	

Precinct Results Report

2022 General Election

Run Time 4:49 PM
Run Date 11/28/2022**San Juan County**

2022 General Election

11/8/2022

Page 13

Official Results**Registered Voters**

11458 of 14560 = 78.70%

Precincts Reporting

0 of 28 = 0.00%

11 San Juan SE

479 of 560 registered voters = 85.54%

Advisory Vote No. 39

Choice	Party	Absentee Voting		Total	
Repealed		226	51.95%	226	51.95%
Maintained		209	48.05%	209	48.05%
Cast Votes:		435	100.00%	435	100.00%
Undervotes:		44		44	
Overvotes:		0		0	
Unresolved write-in votes:		0		0	

Advisory Vote No. 40

Choice	Party	Absentee Voting		Total	
Repealed		202	47.64%	202	47.64%
Maintained		222	52.36%	222	52.36%
Cast Votes:		424	100.00%	424	100.00%
Undervotes:		55		55	
Overvotes:		0		0	
Unresolved write-in votes:		0		0	

Charter Amendment Proposition No. 1

Choice	Party	Absentee Voting		Total	
Approved		128	29.29%	128	29.29%
Rejected		309	70.71%	309	70.71%
Cast Votes:		437	100.00%	437	100.00%
Undervotes:		42		42	
Overvotes:		0		0	
Unresolved write-in votes:		0		0	

Charter Amendment Proposition No. 2

Choice	Party	Absentee Voting		Total	
Approved		194	47.20%	194	47.20%
Rejected		217	52.80%	217	52.80%
Cast Votes:		411	100.00%	411	100.00%
Undervotes:		68		68	
Overvotes:		0		0	
Unresolved write-in votes:		0		0	

Precinct Results Report

2022 General Election

Run Time 4:49 PM
Run Date 11/28/2022**San Juan County**

2022 General Election

11/8/2022
Page 14**Official Results****Registered Voters**
11458 of 14560 = 78.70%
Precincts Reporting
0 of 28 = 0.00%**11 San Juan SE**

479 of 560 registered voters = 85.54%

Charter Amendment Proposition No. 3

Choice	Party	Absentee Voting		Total	
Approved		166	38.43%	166	38.43%
Rejected		266	61.57%	266	61.57%
Cast Votes:		432	100.00%	432	100.00%
Undervotes:		46		46	
Overvotes:		1		1	
Unresolved write-in votes:		0		0	

Charter Amendment Proposition No. 4

Choice	Party	Absentee Voting		Total	
Approved		115	26.08%	115	26.08%
Rejected		326	73.92%	326	73.92%
Cast Votes:		441	100.00%	441	100.00%
Undervotes:		38		38	
Overvotes:		0		0	
Unresolved write-in votes:		0		0	

Proposition No. 1 - Road Fund Regular Property Tax Levy Lid Lift

Choice	Party	Absentee Voting		Total	
Yes		225	48.81%	225	48.81%
No		236	51.19%	236	51.19%
Cast Votes:		461	100.00%	461	100.00%
Undervotes:		17		17	
Overvotes:		1		1	
Unresolved write-in votes:		0		0	

U.S. Senator - 6-year term - vote for one

Choice	Party	Absentee Voting		Total	
Patty Murray		334	70.17%	334	70.17%
Tiffany Smiley		142	29.83%	142	29.83%
Cast Votes:		476	100.00%	476	100.00%
Undervotes:		3		3	
Overvotes:		0		0	
Unresolved write-in votes:		0		0	

Precinct Results Report

2022 General Election

Run Time 4:49 PM
Run Date 11/28/2022**San Juan County**

2022 General Election

11/8/2022

Page 15

Official Results**Registered Voters**
11458 of 14560 = 78.70%**Precincts Reporting**
0 of 28 = 0.00%**11 San Juan SE**

479 of 560 registered voters = 85.54%

U.S. Representative - 2-year term - vote for one

Choice	Party	Absentee Voting		Total	
Rick Larsen		345	72.63%	345	72.63%
Dan Matthews		130	27.37%	130	27.37%
Cast Votes:		475	100.00%	475	100.00%
Undervotes:		4		4	
Overvotes:		0		0	
Unresolved write-in votes:		0		0	

Secretary of State - 2-year unexpired term - vote for one

Choice	Party	Absentee Voting		Total	
Steve Hobbs		263	62.32%	263	62.32%
Julie Anderson		159	37.68%	159	37.68%
Cast Votes:		422	100.00%	422	100.00%
Undervotes:		27		27	
Overvotes:		0		0	
Unresolved write-in votes:		30		30	

State Representative Position 1 - 2-year term - vote for one

Choice	Party	Absentee Voting		Total	
Debra Lekanoff		330	70.66%	330	70.66%
Shannon Perkes		137	29.34%	137	29.34%
Cast Votes:		467	100.00%	467	100.00%
Undervotes:		11		11	
Overvotes:		0		0	
Unresolved write-in votes:		1		1	

State Representative Position 2 - 2-year term - vote for one

Choice	Party	Absentee Voting		Total	
Alex Ramel		305	81.12%	305	81.12%
Trevor Smith		71	18.88%	71	18.88%
Cast Votes:		376	100.00%	376	100.00%
Undervotes:		95		95	
Overvotes:		0		0	
Unresolved write-in votes:		8		8	

Precinct Results Report

2022 General Election

Run Time 4:49 PM

Run Date 11/28/2022

San Juan County

2022 General Election

11/8/2022

Page 16

Official Results**Registered Voters**

11458 of 14560 = 78.70%

Precincts Reporting

0 of 28 = 0.00%

11 San Juan SE

479 of 560 registered voters = 85.54%

Assessor - 4-year term - vote for one

Choice	Party	Absentee Voting		Total	
John Kulseth		310	100.00%	310	100.00%
	Cast Votes:	310	100.00%	310	100.00%
	Undervotes:	166		166	
	Overvotes:	0		0	
	Unresolved write-in votes:	3		3	

Auditor - 4-year term - vote for one

Choice	Party	Absentee Voting		Total	
Natasha Warmenhoven		293	100.00%	293	100.00%
	Cast Votes:	293	100.00%	293	100.00%
	Undervotes:	183		183	
	Overvotes:	0		0	
	Unresolved write-in votes:	3		3	

Clerk - 4-year term - vote for one

Choice	Party	Absentee Voting		Total	
Lisa Henderson		299	100.00%	299	100.00%
	Cast Votes:	299	100.00%	299	100.00%
	Undervotes:	177		177	
	Overvotes:	0		0	
	Unresolved write-in votes:	3		3	

County Council - District 3 - 4-year term - vote for one

Choice	Party	Absentee Voting		Total	
Jane Fuller		280	100.00%	280	100.00%
	Cast Votes:	280	100.00%	280	100.00%
	Undervotes:	191		191	
	Overvotes:	0		0	
	Unresolved write-in votes:	8		8	

Precinct Results Report

2022 General Election

Run Time 4:49 PM

Run Date 11/28/2022

San Juan County

2022 General Election

11/8/2022

Page 17

Official Results**Registered Voters**

11458 of 14560 = 78.70%

Precincts Reporting

0 of 28 = 0.00%

11 San Juan SE

479 of 560 registered voters = 85.54%

Prosecuting Attorney - 4-year term - vote for one

Choice	Party	Absentee Voting		Total	
Amy Vira		305	100.00%	305	100.00%
Cast Votes:		305	100.00%	305	100.00%
Undervotes:		165		165	
Overvotes:		0		0	
Unresolved write-in votes:		9		9	

Sheriff - 4-year term - vote for one

Choice	Party	Absentee Voting		Total	
Ronald J. Krebs		201	44.37%	201	44.37%
Eric Peter		252	55.63%	252	55.63%
Cast Votes:		453	100.00%	453	100.00%
Undervotes:		26		26	
Overvotes:		0		0	
Unresolved write-in votes:		0		0	

Treasurer - 4-year term - vote for one

Choice	Party	Absentee Voting		Total	
Rhonda Pederson		308	100.00%	308	100.00%
Cast Votes:		308	100.00%	308	100.00%
Undervotes:		168		168	
Overvotes:		0		0	
Unresolved write-in votes:		3		3	

State Supreme Court Justice Position 1 - 6-year term - vote for one

Choice	Party	Absentee Voting		Total	
Mary I. Yu		277	100.00%	277	100.00%
Cast Votes:		277	100.00%	277	100.00%
Undervotes:		200		200	
Overvotes:		0		0	
Unresolved write-in votes:		2		2	

Precinct Results Report

2022 General Election

Run Time 4:49 PM

Run Date 11/28/2022

San Juan County

2022 General Election

11/8/2022

Page 18

Official Results**Registered Voters**

11458 of 14560 = 78.70%

Precincts Reporting

0 of 28 = 0.00%

11 San Juan SE

479 of 560 registered voters = 85.54%

State Supreme Court Justice Position 5 - 6-year term - vote for one

Choice	Party	Absentee Voting		Total	
Barbara Madsen		280	100.00%	280	100.00%
Cast Votes:		280	100.00%	280	100.00%
Undervotes:		197		197	
Overvotes:		0		0	
Unresolved write-in votes:		2		2	

State Supreme Court Justice Position 6

Choice	Party	Absentee Voting		Total	
G. Helen Whitener		279	100.00%	279	100.00%
Cast Votes:		279	100.00%	279	100.00%
Undervotes:		198		198	
Overvotes:		0		0	
Unresolved write-in votes:		2		2	

San Juan County District Court Judge - 4-year term - vote for one

Choice	Party	Absentee Voting		Total	
Carolyn M. Jewett		287	100.00%	287	100.00%
Cast Votes:		287	100.00%	287	100.00%
Undervotes:		187		187	
Overvotes:		0		0	
Unresolved write-in votes:		5		5	

Proposition No. 1 - Bonds to Build a New Library

Choice	Party	Absentee Voting		Total	
Approved		205	44.37%	205	44.37%
Rejected		257	55.63%	257	55.63%
Cast Votes:		462	100.00%	462	100.00%
Undervotes:		17		17	
Overvotes:		0		0	
Unresolved write-in votes:		0		0	

Precinct Results Report

2022 General Election

Run Time 4:49 PM

Run Date 11/28/2022

San Juan County

2022 General Election

11/8/2022

Page 19

Official Results**Registered Voters**

11458 of 14560 = 78.70%

Precincts Reporting

0 of 28 = 0.00%

12 San Juan SW

707 of 827 registered voters = 85.49%

Advisory Vote No. 39

Choice	Party	Absentee Voting		Total	
Repealed		298	45.78%	298	45.78%
Maintained		353	54.22%	353	54.22%
Cast Votes:		651	100.00%	651	100.00%
Undervotes:		56		56	
Overvotes:		0		0	
Unresolved write-in votes:		0		0	

Advisory Vote No. 40

Choice	Party	Absentee Voting		Total	
Repealed		288	45.57%	288	45.57%
Maintained		344	54.43%	344	54.43%
Cast Votes:		632	100.00%	632	100.00%
Undervotes:		75		75	
Overvotes:		0		0	
Unresolved write-in votes:		0		0	

Charter Amendment Proposition No. 1

Choice	Party	Absentee Voting		Total	
Approved		208	31.80%	208	31.80%
Rejected		446	68.20%	446	68.20%
Cast Votes:		654	100.00%	654	100.00%
Undervotes:		53		53	
Overvotes:		0		0	
Unresolved write-in votes:		0		0	

Charter Amendment Proposition No. 2

Choice	Party	Absentee Voting		Total	
Approved		290	47.39%	290	47.39%
Rejected		322	52.61%	322	52.61%
Cast Votes:		612	100.00%	612	100.00%
Undervotes:		95		95	
Overvotes:		0		0	
Unresolved write-in votes:		0		0	

Precinct Results Report

2022 General Election

Run Time 4:49 PM
Run Date 11/28/2022**San Juan County**

2022 General Election

11/8/2022

Page 20

Official Results**Registered Voters**

11458 of 14560 = 78.70%

Precincts Reporting

0 of 28 = 0.00%

12 San Juan SW

707 of 827 registered voters = 85.49%

Charter Amendment Proposition No. 3

Choice	Party	Absentee Voting		Total	
Approved		273	42.00%	273	42.00%
Rejected		377	58.00%	377	58.00%
Cast Votes:		650	100.00%	650	100.00%
Undervotes:		57		57	
Overvotes:		0		0	
Unresolved write-in votes:		0		0	

Charter Amendment Proposition No. 4

Choice	Party	Absentee Voting		Total	
Approved		192	29.86%	192	29.86%
Rejected		451	70.14%	451	70.14%
Cast Votes:		643	100.00%	643	100.00%
Undervotes:		64		64	
Overvotes:		0		0	
Unresolved write-in votes:		0		0	

Proposition No. 1 - Road Fund Regular Property Tax Levy Lid Lift

Choice	Party	Absentee Voting		Total	
Yes		338	50.52%	338	50.52%
No		331	49.48%	331	49.48%
Cast Votes:		669	100.00%	669	100.00%
Undervotes:		38		38	
Overvotes:		0		0	
Unresolved write-in votes:		0		0	

U.S. Senator - 6-year term - vote for one

Choice	Party	Absentee Voting		Total	
Patty Murray		520	75.04%	520	75.04%
Tiffany Smiley		173	24.96%	173	24.96%
Cast Votes:		693	100.00%	693	100.00%
Undervotes:		11		11	
Overvotes:		0		0	
Unresolved write-in votes:		3		3	

Precinct Results Report

2022 General Election

Run Time 4:49 PM

Run Date 11/28/2022

San Juan County

2022 General Election

11/8/2022

Page 21

Official Results**Registered Voters**

11458 of 14560 = 78.70%

Precincts Reporting

0 of 28 = 0.00%

12 San Juan SW

707 of 827 registered voters = 85.49%

U.S. Representative - 2-year term - vote for one

Choice	Party	Absentee Voting		Total	
Rick Larsen		524	75.61%	524	75.61%
Dan Matthews		169	24.39%	169	24.39%
Cast Votes:		693	100.00%	693	100.00%
Undervotes:		13		13	
Overvotes:		0		0	
Unresolved write-in votes:		1		1	

Secretary of State - 2-year unexpired term - vote for one

Choice	Party	Absentee Voting		Total	
Steve Hobbs		404	65.37%	404	65.37%
Julie Anderson		214	34.63%	214	34.63%
Cast Votes:		618	100.00%	618	100.00%
Undervotes:		42		42	
Overvotes:		0		0	
Unresolved write-in votes:		47		47	

State Representative Position 1 - 2-year term - vote for one

Choice	Party	Absentee Voting		Total	
Debra Lekanoff		516	75.77%	516	75.77%
Shannon Perkes		165	24.23%	165	24.23%
Cast Votes:		681	100.00%	681	100.00%
Undervotes:		25		25	
Overvotes:		0		0	
Unresolved write-in votes:		1		1	

State Representative Position 2 - 2-year term - vote for one

Choice	Party	Absentee Voting		Total	
Alex Ramel		442	80.51%	442	80.51%
Trevor Smith		107	19.49%	107	19.49%
Cast Votes:		549	100.00%	549	100.00%
Undervotes:		149		149	
Overvotes:		0		0	
Unresolved write-in votes:		9		9	

Precinct Results Report

2022 General Election

Run Time 4:49 PM
Run Date 11/28/2022**San Juan County**

2022 General Election

11/8/2022

Page 22

Official Results**Registered Voters**

11458 of 14560 = 78.70%

Precincts Reporting

0 of 28 = 0.00%

12 San Juan SW

707 of 827 registered voters = 85.49%

Assessor - 4-year term - vote for one

Choice	Party	Absentee Voting		Total	
John Kulseth		465	100.00%	465	100.00%
	Cast Votes:	465	100.00%	465	100.00%
	Undervotes:	238		238	
	Overvotes:	0		0	
	Unresolved write-in votes:	4		4	

Auditor - 4-year term - vote for one

Choice	Party	Absentee Voting		Total	
Natasha Warmenhoven		432	100.00%	432	100.00%
	Cast Votes:	432	100.00%	432	100.00%
	Undervotes:	271		271	
	Overvotes:	0		0	
	Unresolved write-in votes:	4		4	

Clerk - 4-year term - vote for one

Choice	Party	Absentee Voting		Total	
Lisa Henderson		447	100.00%	447	100.00%
	Cast Votes:	447	100.00%	447	100.00%
	Undervotes:	256		256	
	Overvotes:	0		0	
	Unresolved write-in votes:	4		4	

County Council - District 3 - 4-year term - vote for one

Choice	Party	Absentee Voting		Total	
Jane Fuller		414	100.00%	414	100.00%
	Cast Votes:	414	100.00%	414	100.00%
	Undervotes:	280		280	
	Overvotes:	0		0	
	Unresolved write-in votes:	13		13	

Precinct Results Report

2022 General Election

Run Time 4:49 PM
Run Date 11/28/2022**San Juan County**

2022 General Election

11/8/2022

Page 23

Official Results**Registered Voters**
11458 of 14560 = 78.70%**Precincts Reporting**
0 of 28 = 0.00%**12 San Juan SW**

707 of 827 registered voters = 85.49%

Prosecuting Attorney - 4-year term - vote for one

Choice	Party	Absentee Voting		Total	
Amy Vira		447	100.00%	447	100.00%
	Cast Votes:	447	100.00%	447	100.00%
	Undervotes:	247		247	
	Overvotes:	0		0	
	Unresolved write-in votes:	13		13	

Sheriff - 4-year term - vote for one

Choice	Party	Absentee Voting		Total	
Ronald J. Krebs		279	41.89%	279	41.89%
Eric Peter		387	58.11%	387	58.11%
	Cast Votes:	666	100.00%	666	100.00%
	Undervotes:	39		39	
	Overvotes:	0		0	
	Unresolved write-in votes:	2		2	

Treasurer - 4-year term - vote for one

Choice	Party	Absentee Voting		Total	
Rhonda Pederson		458	100.00%	458	100.00%
	Cast Votes:	458	100.00%	458	100.00%
	Undervotes:	247		247	
	Overvotes:	0		0	
	Unresolved write-in votes:	2		2	

State Supreme Court Justice Position 1 - 6-year term - vote for one

Choice	Party	Absentee Voting		Total	
Mary I. Yu		415	100.00%	415	100.00%
	Cast Votes:	415	100.00%	415	100.00%
	Undervotes:	288		288	
	Overvotes:	0		0	
	Unresolved write-in votes:	4		4	

Precinct Results Report

2022 General Election

Run Time 4:49 PM

Run Date 11/28/2022

San Juan County

2022 General Election

11/8/2022

Page 24

Official Results**Registered Voters**

11458 of 14560 = 78.70%

Precincts Reporting

0 of 28 = 0.00%

12 San Juan SW

707 of 827 registered voters = 85.49%

State Supreme Court Justice Position 5 - 6-year term - vote for one

Choice	Party	Absentee Voting		Total	
Barbara Madsen		415	100.00%	415	100.00%
	Cast Votes:	415	100.00%	415	100.00%
	Undervotes:	289		289	
	Overvotes:	0		0	
	Unresolved write-in votes:	3		3	

State Supreme Court Justice Position 6

Choice	Party	Absentee Voting		Total	
G. Helen Whitener		415	100.00%	415	100.00%
	Cast Votes:	415	100.00%	415	100.00%
	Undervotes:	290		290	
	Overvotes:	0		0	
	Unresolved write-in votes:	2		2	

San Juan County District Court Judge - 4-year term - vote for one

Choice	Party	Absentee Voting		Total	
Carolyn M. Jewett		428	100.00%	428	100.00%
	Cast Votes:	428	100.00%	428	100.00%
	Undervotes:	272		272	
	Overvotes:	0		0	
	Unresolved write-in votes:	7		7	

Proposition No. 1 - Bonds to Build a New Library

Choice	Party	Absentee Voting		Total	
Approved		295	42.69%	295	42.69%
Rejected		396	57.31%	396	57.31%
	Cast Votes:	691	100.00%	691	100.00%
	Undervotes:	16		16	
	Overvotes:	0		0	
	Unresolved write-in votes:	0		0	

Precinct Results Report

2022 General Election

Run Time 4:49 PM

Run Date 11/28/2022

San Juan County

2022 General Election

11/8/2022

Page 25

Official Results**Registered Voters**

11458 of 14560 = 78.70%

Precincts Reporting

0 of 28 = 0.00%

13 San Juan Central

788 of 1,014 registered voters = 77.71%

Advisory Vote No. 39

Choice	Party	Absentee Voting		Total	
Repealed		341	48.16%	341	48.16%
Maintained		367	51.84%	367	51.84%
Cast Votes:		708	100.00%	708	100.00%
Undervotes:		80		80	
Overvotes:		0		0	
Unresolved write-in votes:		0		0	

Advisory Vote No. 40

Choice	Party	Absentee Voting		Total	
Repealed		314	45.11%	314	45.11%
Maintained		382	54.89%	382	54.89%
Cast Votes:		696	100.00%	696	100.00%
Undervotes:		92		92	
Overvotes:		0		0	
Unresolved write-in votes:		0		0	

Charter Amendment Proposition No. 1

Choice	Party	Absentee Voting		Total	
Approved		231	31.86%	231	31.86%
Rejected		494	68.14%	494	68.14%
Cast Votes:		725	100.00%	725	100.00%
Undervotes:		63		63	
Overvotes:		0		0	
Unresolved write-in votes:		0		0	

Charter Amendment Proposition No. 2

Choice	Party	Absentee Voting		Total	
Approved		313	45.30%	313	45.30%
Rejected		378	54.70%	378	54.70%
Cast Votes:		691	100.00%	691	100.00%
Undervotes:		97		97	
Overvotes:		0		0	
Unresolved write-in votes:		0		0	

Precinct Results Report

2022 General Election

Run Time 4:49 PM

Run Date 11/28/2022

San Juan County

2022 General Election

11/8/2022

Page 26

Official Results**Registered Voters**

11458 of 14560 = 78.70%

Precincts Reporting

0 of 28 = 0.00%

13 San Juan Central

788 of 1,014 registered voters = 77.71%

Charter Amendment Proposition No. 3

Choice	Party	Absentee Voting		Total	
Approved		299	41.76%	299	41.76%
Rejected		417	58.24%	417	58.24%
Cast Votes:		716	100.00%	716	100.00%
Undervotes:		72		72	
Overvotes:		0		0	
Unresolved write-in votes:		0		0	

Charter Amendment Proposition No. 4

Choice	Party	Absentee Voting		Total	
Approved		219	30.72%	219	30.72%
Rejected		494	69.28%	494	69.28%
Cast Votes:		713	100.00%	713	100.00%
Undervotes:		75		75	
Overvotes:		0		0	
Unresolved write-in votes:		0		0	

Proposition No. 1 - Road Fund Regular Property Tax Levy Lid Lift

Choice	Party	Absentee Voting		Total	
Yes		329	43.81%	329	43.81%
No		422	56.19%	422	56.19%
Cast Votes:		751	100.00%	751	100.00%
Undervotes:		37		37	
Overvotes:		0		0	
Unresolved write-in votes:		0		0	

U.S. Senator - 6-year term - vote for one

Choice	Party	Absentee Voting		Total	
Patty Murray		554	71.03%	554	71.03%
Tiffany Smiley		226	28.97%	226	28.97%
Cast Votes:		780	100.00%	780	100.00%
Undervotes:		7		7	
Overvotes:		0		0	
Unresolved write-in votes:		1		1	

Precinct Results Report

2022 General Election

Run Time 4:49 PM
Run Date 11/28/2022**San Juan County**

2022 General Election

11/8/2022
Page 27**Official Results****Registered Voters**
11458 of 14560 = 78.70%
Precincts Reporting
0 of 28 = 0.00%**13 San Juan Central**

788 of 1,014 registered voters = 77.71%

U.S. Representative - 2-year term - vote for one

Choice	Party	Absentee Voting		Total	
Rick Larsen		556	71.93%	556	71.93%
Dan Matthews		217	28.07%	217	28.07%
Cast Votes:		773	100.00%	773	100.00%
Undervotes:		14		14	
Overvotes:		0		0	
Unresolved write-in votes:		1		1	

Secretary of State - 2-year unexpired term - vote for one

Choice	Party	Absentee Voting		Total	
Steve Hobbs		438	64.04%	438	64.04%
Julie Anderson		246	35.96%	246	35.96%
Cast Votes:		684	100.00%	684	100.00%
Undervotes:		61		61	
Overvotes:		0		0	
Unresolved write-in votes:		43		43	

State Representative Position 1 - 2-year term - vote for one

Choice	Party	Absentee Voting		Total	
Debra Lekanoff		557	72.53%	557	72.53%
Shannon Perkes		211	27.47%	211	27.47%
Cast Votes:		768	100.00%	768	100.00%
Undervotes:		19		19	
Overvotes:		0		0	
Unresolved write-in votes:		1		1	

State Representative Position 2 - 2-year term - vote for one

Choice	Party	Absentee Voting		Total	
Alex Ramel		485	79.38%	485	79.38%
Trevor Smith		126	20.62%	126	20.62%
Cast Votes:		611	100.00%	611	100.00%
Undervotes:		159		159	
Overvotes:		0		0	
Unresolved write-in votes:		18		18	

Precinct Results Report

2022 General Election

Run Time 4:49 PM
Run Date 11/28/2022**San Juan County**

2022 General Election

11/8/2022

Page 28

Official Results**Registered Voters**

11458 of 14560 = 78.70%

Precincts Reporting

0 of 28 = 0.00%

13 San Juan Central

788 of 1,014 registered voters = 77.71%

Assessor - 4-year term - vote for one

Choice	Party	Absentee Voting		Total	
John Kulseth		493	100.00%	493	100.00%
	Cast Votes:	493	100.00%	493	100.00%
	Undervotes:	292		292	
	Overvotes:	0		0	
	Unresolved write-in votes:	3		3	

Auditor - 4-year term - vote for one

Choice	Party	Absentee Voting		Total	
Natasha Warmenhoven		444	100.00%	444	100.00%
	Cast Votes:	444	100.00%	444	100.00%
	Undervotes:	341		341	
	Overvotes:	0		0	
	Unresolved write-in votes:	3		3	

Clerk - 4-year term - vote for one

Choice	Party	Absentee Voting		Total	
Lisa Henderson		463	100.00%	463	100.00%
	Cast Votes:	463	100.00%	463	100.00%
	Undervotes:	323		323	
	Overvotes:	0		0	
	Unresolved write-in votes:	2		2	

County Council - District 3 - 4-year term - vote for one

Choice	Party	Absentee Voting		Total	
Jane Fuller		423	100.00%	423	100.00%
	Cast Votes:	423	100.00%	423	100.00%
	Undervotes:	357		357	
	Overvotes:	0		0	
	Unresolved write-in votes:	8		8	

Precinct Results Report

2022 General Election

Run Time 4:49 PM

Run Date 11/28/2022

San Juan County

2022 General Election

11/8/2022

Page 29

Official Results**Registered Voters**

11458 of 14560 = 78.70%

Precincts Reporting

0 of 28 = 0.00%

13 San Juan Central

788 of 1,014 registered voters = 77.71%

Prosecuting Attorney - 4-year term - vote for one

Choice	Party	Absentee Voting		Total	
Amy Vira		463	100.00%	463	100.00%
	Cast Votes:	463	100.00%	463	100.00%
	Undervotes:	307		307	
	Overvotes:	0		0	
	Unresolved write-in votes:	18		18	

Sheriff - 4-year term - vote for one

Choice	Party	Absentee Voting		Total	
Ronald J. Krebs		302	40.05%	302	40.05%
Eric Peter		452	59.95%	452	59.95%
	Cast Votes:	754	100.00%	754	100.00%
	Undervotes:	33		33	
	Overvotes:	0		0	
	Unresolved write-in votes:	1		1	

Treasurer - 4-year term - vote for one

Choice	Party	Absentee Voting		Total	
Rhonda Pederson		484	100.00%	484	100.00%
	Cast Votes:	484	100.00%	484	100.00%
	Undervotes:	303		303	
	Overvotes:	0		0	
	Unresolved write-in votes:	1		1	

State Supreme Court Justice Position 1 - 6-year term - vote for one

Choice	Party	Absentee Voting		Total	
Mary I. Yu		421	100.00%	421	100.00%
	Cast Votes:	421	100.00%	421	100.00%
	Undervotes:	360		360	
	Overvotes:	0		0	
	Unresolved write-in votes:	7		7	

Precinct Results Report

2022 General Election

Run Time 4:49 PM

Run Date 11/28/2022

San Juan County

2022 General Election

11/8/2022

Page 30

Official Results**Registered Voters**

11458 of 14560 = 78.70%

Precincts Reporting

0 of 28 = 0.00%

13 San Juan Central

788 of 1,014 registered voters = 77.71%

State Supreme Court Justice Position 5 - 6-year term - vote for one

Choice	Party	Absentee Voting		Total	
Barbara Madsen		418	100.00%	418	100.00%
	Cast Votes:	418	100.00%	418	100.00%
	Undervotes:	365		365	
	Overvotes:	0		0	
	Unresolved write-in votes:	5		5	

State Supreme Court Justice Position 6

Choice	Party	Absentee Voting		Total	
G. Helen Whitener		418	100.00%	418	100.00%
	Cast Votes:	418	100.00%	418	100.00%
	Undervotes:	365		365	
	Overvotes:	0		0	
	Unresolved write-in votes:	5		5	

San Juan County District Court Judge - 4-year term - vote for one

Choice	Party	Absentee Voting		Total	
Carolyn M. Jewett		430	100.00%	430	100.00%
	Cast Votes:	430	100.00%	430	100.00%
	Undervotes:	351		351	
	Overvotes:	0		0	
	Unresolved write-in votes:	7		7	

Proposition No. 1 - Bonds to Build a New Library

Choice	Party	Absentee Voting		Total	
Approved		318	41.30%	318	41.30%
Rejected		452	58.70%	452	58.70%
	Cast Votes:	770	100.00%	770	100.00%
	Undervotes:	18		18	
	Overvotes:	0		0	
	Unresolved write-in votes:	0		0	

Precinct Results Report

2022 General Election

Run Time 4:49 PM
Run Date 11/28/2022**San Juan County**

2022 General Election

11/8/2022

Page 31

Official Results**Registered Voters**

11458 of 14560 = 78.70%

Precincts Reporting

0 of 28 = 0.00%

14 San Juan West

740 of 902 registered voters = 82.04%

Advisory Vote No. 39

Choice	Party	Absentee Voting		Total	
Repealed		321	48.56%	321	48.56%
Maintained		340	51.44%	340	51.44%
Cast Votes:		661	100.00%	661	100.00%
Undervotes:		79		79	
Overvotes:		0		0	
Unresolved write-in votes:		0		0	

Advisory Vote No. 40

Choice	Party	Absentee Voting		Total	
Repealed		279	43.26%	279	43.26%
Maintained		366	56.74%	366	56.74%
Cast Votes:		645	100.00%	645	100.00%
Undervotes:		95		95	
Overvotes:		0		0	
Unresolved write-in votes:		0		0	

Charter Amendment Proposition No. 1

Choice	Party	Absentee Voting		Total	
Approved		235	34.21%	235	34.21%
Rejected		452	65.79%	452	65.79%
Cast Votes:		687	100.00%	687	100.00%
Undervotes:		52		52	
Overvotes:		1		1	
Unresolved write-in votes:		0		0	

Charter Amendment Proposition No. 2

Choice	Party	Absentee Voting		Total	
Approved		326	50.70%	326	50.70%
Rejected		317	49.30%	317	49.30%
Cast Votes:		643	100.00%	643	100.00%
Undervotes:		97		97	
Overvotes:		0		0	
Unresolved write-in votes:		0		0	

Precinct Results Report

2022 General Election

Run Time 4:49 PM
Run Date 11/28/2022**San Juan County**

2022 General Election

11/8/2022

Page 32

Official Results**Registered Voters**

11458 of 14560 = 78.70%

Precincts Reporting

0 of 28 = 0.00%

14 San Juan West

740 of 902 registered voters = 82.04%

Charter Amendment Proposition No. 3

Choice	Party	Absentee Voting		Total	
Approved		309	45.44%	309	45.44%
Rejected		371	54.56%	371	54.56%
Cast Votes:		680	100.00%	680	100.00%
Undervotes:		59		59	
Overvotes:		1		1	
Unresolved write-in votes:		0		0	

Charter Amendment Proposition No. 4

Choice	Party	Absentee Voting		Total	
Approved		223	33.18%	223	33.18%
Rejected		449	66.82%	449	66.82%
Cast Votes:		672	100.00%	672	100.00%
Undervotes:		68		68	
Overvotes:		0		0	
Unresolved write-in votes:		0		0	

Proposition No. 1 - Road Fund Regular Property Tax Levy Lid Lift

Choice	Party	Absentee Voting		Total	
Yes		331	47.42%	331	47.42%
No		367	52.58%	367	52.58%
Cast Votes:		698	100.00%	698	100.00%
Undervotes:		42		42	
Overvotes:		0		0	
Unresolved write-in votes:		0		0	

U.S. Senator - 6-year term - vote for one

Choice	Party	Absentee Voting		Total	
Patty Murray		509	69.73%	509	69.73%
Tiffany Smiley		221	30.27%	221	30.27%
Cast Votes:		730	100.00%	730	100.00%
Undervotes:		9		9	
Overvotes:		0		0	
Unresolved write-in votes:		1		1	

Precinct Results Report

2022 General Election

Run Time 4:49 PM

Run Date 11/28/2022

San Juan County

2022 General Election

11/8/2022

Page 33

Official Results**Registered Voters**

11458 of 14560 = 78.70%

Precincts Reporting

0 of 28 = 0.00%

14 San Juan West

740 of 902 registered voters = 82.04%

U.S. Representative - 2-year term - vote for one

Choice	Party	Absentee Voting		Total	
Rick Larsen		513	70.76%	513	70.76%
Dan Matthews		212	29.24%	212	29.24%
Cast Votes:		725	100.00%	725	100.00%
Undervotes:		14		14	
Overvotes:		0		0	
Unresolved write-in votes:		1		1	

Secretary of State - 2-year unexpired term - vote for one

Choice	Party	Absentee Voting		Total	
Steve Hobbs		434	66.87%	434	66.87%
Julie Anderson		215	33.13%	215	33.13%
Cast Votes:		649	100.00%	649	100.00%
Undervotes:		34		34	
Overvotes:		0		0	
Unresolved write-in votes:		57		57	

State Representative Position 1 - 2-year term - vote for one

Choice	Party	Absentee Voting		Total	
Debra Lekanoff		513	72.25%	513	72.25%
Shannon Perkes		197	27.75%	197	27.75%
Cast Votes:		710	100.00%	710	100.00%
Undervotes:		29		29	
Overvotes:		0		0	
Unresolved write-in votes:		1		1	

State Representative Position 2 - 2-year term - vote for one

Choice	Party	Absentee Voting		Total	
Alex Ramel		487	84.99%	487	84.99%
Trevor Smith		86	15.01%	86	15.01%
Cast Votes:		573	100.00%	573	100.00%
Undervotes:		159		159	
Overvotes:		0		0	
Unresolved write-in votes:		8		8	

Precinct Results Report

2022 General Election

Run Time 4:49 PM
Run Date 11/28/2022**San Juan County**

2022 General Election

11/8/2022

Page 34

Official Results**Registered Voters**
11458 of 14560 = 78.70%**Precincts Reporting**
0 of 28 = 0.00%**14 San Juan West**

740 of 902 registered voters = 82.04%

Assessor - 4-year term - vote for one

Choice	Party	Absentee Voting		Total	
John Kulseth		437	100.00%	437	100.00%
	Cast Votes:	437	100.00%	437	100.00%
	Undervotes:	294		294	
	Overvotes:	0		0	
	Unresolved write-in votes:	9		9	

Auditor - 4-year term - vote for one

Choice	Party	Absentee Voting		Total	
Natasha Warmenhoven		418	100.00%	418	100.00%
	Cast Votes:	418	100.00%	418	100.00%
	Undervotes:	317		317	
	Overvotes:	0		0	
	Unresolved write-in votes:	5		5	

Clerk - 4-year term - vote for one

Choice	Party	Absentee Voting		Total	
Lisa Henderson		420	100.00%	420	100.00%
	Cast Votes:	420	100.00%	420	100.00%
	Undervotes:	317		317	
	Overvotes:	0		0	
	Unresolved write-in votes:	3		3	

County Council - District 3 - 4-year term - vote for one

Choice	Party	Absentee Voting		Total	
Jane Fuller		402	100.00%	402	100.00%
	Cast Votes:	402	100.00%	402	100.00%
	Undervotes:	328		328	
	Overvotes:	0		0	
	Unresolved write-in votes:	10		10	

Precinct Results Report

2022 General Election

Run Time 4:49 PM

Run Date 11/28/2022

San Juan County

2022 General Election

11/8/2022

Page 35

Official Results**Registered Voters**

11458 of 14560 = 78.70%

Precincts Reporting

0 of 28 = 0.00%

14 San Juan West

740 of 902 registered voters = 82.04%

Prosecuting Attorney - 4-year term - vote for one

Choice	Party	Absentee Voting		Total	
Amy Vira		435	100.00%	435	100.00%
	Cast Votes:	435	100.00%	435	100.00%
	Undervotes:	289		289	
	Overvotes:	0		0	
	Unresolved write-in votes:	16		16	

Sheriff - 4-year term - vote for one

Choice	Party	Absentee Voting		Total	
Ronald J. Krebs		264	37.88%	264	37.88%
Eric Peter		433	62.12%	433	62.12%
	Cast Votes:	697	100.00%	697	100.00%
	Undervotes:	41		41	
	Overvotes:	0		0	
	Unresolved write-in votes:	2		2	

Treasurer - 4-year term - vote for one

Choice	Party	Absentee Voting		Total	
Rhonda Pederson		453	100.00%	453	100.00%
	Cast Votes:	453	100.00%	453	100.00%
	Undervotes:	283		283	
	Overvotes:	0		0	
	Unresolved write-in votes:	4		4	

State Supreme Court Justice Position 1 - 6-year term - vote for one

Choice	Party	Absentee Voting		Total	
Mary I. Yu		394	100.00%	394	100.00%
	Cast Votes:	394	100.00%	394	100.00%
	Undervotes:	343		343	
	Overvotes:	0		0	
	Unresolved write-in votes:	3		3	

Precinct Results Report

2022 General Election

Run Time 4:49 PM

Run Date 11/28/2022

San Juan County

2022 General Election

11/8/2022

Page 36

Official Results**Registered Voters**

11458 of 14560 = 78.70%

Precincts Reporting

0 of 28 = 0.00%

14 San Juan West

740 of 902 registered voters = 82.04%

State Supreme Court Justice Position 5 - 6-year term - vote for one

Choice	Party	Absentee Voting		Total	
Barbara Madsen		391	100.00%	391	100.00%
Cast Votes:		391	100.00%	391	100.00%
Undervotes:		346		346	
Overvotes:		0		0	
Unresolved write-in votes:		3		3	

State Supreme Court Justice Position 6

Choice	Party	Absentee Voting		Total	
G. Helen Whitener		390	100.00%	390	100.00%
Cast Votes:		390	100.00%	390	100.00%
Undervotes:		347		347	
Overvotes:		0		0	
Unresolved write-in votes:		3		3	

San Juan County District Court Judge - 4-year term - vote for one

Choice	Party	Absentee Voting		Total	
Carolyn M. Jewett		407	100.00%	407	100.00%
Cast Votes:		407	100.00%	407	100.00%
Undervotes:		324		324	
Overvotes:		0		0	
Unresolved write-in votes:		9		9	

Proposition No. 1 - Bonds to Build a New Library

Choice	Party	Absentee Voting		Total	
Approved		312	43.82%	312	43.82%
Rejected		400	56.18%	400	56.18%
Cast Votes:		712	100.00%	712	100.00%
Undervotes:		28		28	
Overvotes:		0		0	
Unresolved write-in votes:		0		0	

Precinct Results Report

2022 General Election

Run Time 4:49 PM
Run Date 11/28/2022**San Juan County**

2022 General Election

11/8/2022

Page 37

Official Results**Registered Voters**

11458 of 14560 = 78.70%

Precincts Reporting

0 of 28 = 0.00%

15-A San Juan North

544 of 656 registered voters = 82.93%

Advisory Vote No. 39

Choice	Party	Absentee Voting		Total	
Repealed		280	56.57%	280	56.57%
Maintained		215	43.43%	215	43.43%
Cast Votes:		495	100.00%	495	100.00%
Undervotes:		49		49	
Overvotes:		0		0	
Unresolved write-in votes:		0		0	

Advisory Vote No. 40

Choice	Party	Absentee Voting		Total	
Repealed		258	52.33%	258	52.33%
Maintained		235	47.67%	235	47.67%
Cast Votes:		493	100.00%	493	100.00%
Undervotes:		51		51	
Overvotes:		0		0	
Unresolved write-in votes:		0		0	

Charter Amendment Proposition No. 1

Choice	Party	Absentee Voting		Total	
Approved		130	25.44%	130	25.44%
Rejected		381	74.56%	381	74.56%
Cast Votes:		511	100.00%	511	100.00%
Undervotes:		33		33	
Overvotes:		0		0	
Unresolved write-in votes:		0		0	

Charter Amendment Proposition No. 2

Choice	Party	Absentee Voting		Total	
Approved		196	40.83%	196	40.83%
Rejected		284	59.17%	284	59.17%
Cast Votes:		480	100.00%	480	100.00%
Undervotes:		64		64	
Overvotes:		0		0	
Unresolved write-in votes:		0		0	

Precinct Results Report

2022 General Election

Run Time 4:49 PM

Run Date 11/28/2022

San Juan County

2022 General Election

11/8/2022

Page 38

Official Results**Registered Voters**

11458 of 14560 = 78.70%

Precincts Reporting

0 of 28 = 0.00%

15-A San Juan North

544 of 656 registered voters = 82.93%

Charter Amendment Proposition No. 3

Choice	Party	Absentee Voting		Total	
Approved		155	31.12%	155	31.12%
Rejected		343	68.88%	343	68.88%
Cast Votes:		498	100.00%	498	100.00%
Undervotes:		46		46	
Overvotes:		0		0	
Unresolved write-in votes:		0		0	

Charter Amendment Proposition No. 4

Choice	Party	Absentee Voting		Total	
Approved		144	28.86%	144	28.86%
Rejected		355	71.14%	355	71.14%
Cast Votes:		499	100.00%	499	100.00%
Undervotes:		45		45	
Overvotes:		0		0	
Unresolved write-in votes:		0		0	

Proposition No. 1 - Road Fund Regular Property Tax Levy Lid Lift

Choice	Party	Absentee Voting		Total	
Yes		192	37.28%	192	37.28%
No		323	62.72%	323	62.72%
Cast Votes:		515	100.00%	515	100.00%
Undervotes:		29		29	
Overvotes:		0		0	
Unresolved write-in votes:		0		0	

U.S. Senator - 6-year term - vote for one

Choice	Party	Absentee Voting		Total	
Patty Murray		334	62.55%	334	62.55%
Tiffany Smiley		200	37.45%	200	37.45%
Cast Votes:		534	100.00%	534	100.00%
Undervotes:		10		10	
Overvotes:		0		0	
Unresolved write-in votes:		0		0	

Precinct Results Report

2022 General Election

Run Time 4:49 PM

Run Date 11/28/2022

San Juan County

2022 General Election

11/8/2022

Page 39

Official Results**Registered Voters**

11458 of 14560 = 78.70%

Precincts Reporting

0 of 28 = 0.00%

15-A San Juan North

544 of 656 registered voters = 82.93%

U.S. Representative - 2-year term - vote for one

Choice	Party	Absentee Voting		Total	
Rick Larsen		337	63.47%	337	63.47%
Dan Matthews		194	36.53%	194	36.53%
Cast Votes:		531	100.00%	531	100.00%
Undervotes:		12		12	
Overvotes:		0		0	
Unresolved write-in votes:		1		1	

Secretary of State - 2-year unexpired term - vote for one

Choice	Party	Absentee Voting		Total	
Steve Hobbs		285	61.96%	285	61.96%
Julie Anderson		175	38.04%	175	38.04%
Cast Votes:		460	100.00%	460	100.00%
Undervotes:		35		35	
Overvotes:		0		0	
Unresolved write-in votes:		49		49	

State Representative Position 1 - 2-year term - vote for one

Choice	Party	Absentee Voting		Total	
Debra Lekanoff		348	66.29%	348	66.29%
Shannon Perkes		177	33.71%	177	33.71%
Cast Votes:		525	100.00%	525	100.00%
Undervotes:		19		19	
Overvotes:		0		0	
Unresolved write-in votes:		0		0	

State Representative Position 2 - 2-year term - vote for one

Choice	Party	Absentee Voting		Total	
Alex Ramel		329	83.29%	329	83.29%
Trevor Smith		66	16.71%	66	16.71%
Cast Votes:		395	100.00%	395	100.00%
Undervotes:		137		137	
Overvotes:		1		1	
Unresolved write-in votes:		11		11	

Precinct Results Report

2022 General Election

Run Time 4:49 PM
Run Date 11/28/2022**San Juan County**

2022 General Election

11/8/2022

Page 40

Official ResultsRegistered Voters
11458 of 14560 = 78.70%Precincts Reporting
0 of 28 = 0.00%**15-A San Juan North**

544 of 656 registered voters = 82.93%

Assessor - 4-year term - vote for one

Choice	Party	Absentee Voting		Total	
John Kulseth		334	100.00%	334	100.00%
	Cast Votes:	334	100.00%	334	100.00%
	Undervotes:	202		202	
	Overvotes:	0		0	
	Unresolved write-in votes:	8		8	

Auditor - 4-year term - vote for one

Choice	Party	Absentee Voting		Total	
Natasha Warmenhoven		320	100.00%	320	100.00%
	Cast Votes:	320	100.00%	320	100.00%
	Undervotes:	220		220	
	Overvotes:	0		0	
	Unresolved write-in votes:	4		4	

Clerk - 4-year term - vote for one

Choice	Party	Absentee Voting		Total	
Lisa Henderson		324	100.00%	324	100.00%
	Cast Votes:	324	100.00%	324	100.00%
	Undervotes:	217		217	
	Overvotes:	0		0	
	Unresolved write-in votes:	3		3	

County Council - District 3 - 4-year term - vote for one

Choice	Party	Absentee Voting		Total	
Jane Fuller		311	100.00%	311	100.00%
	Cast Votes:	311	100.00%	311	100.00%
	Undervotes:	226		226	
	Overvotes:	0		0	
	Unresolved write-in votes:	7		7	

Precinct Results Report

2022 General Election

Run Time 4:49 PM

Run Date 11/28/2022

San Juan County

2022 General Election

11/8/2022

Page 41

Official Results**Registered Voters**

11458 of 14560 = 78.70%

Precincts Reporting

0 of 28 = 0.00%

15-A San Juan North

544 of 656 registered voters = 82.93%

Prosecuting Attorney - 4-year term - vote for one

Choice	Party	Absentee Voting		Total	
Amy Vira		322	100.00%	322	100.00%
Cast Votes:		322	100.00%	322	100.00%
Undervotes:		216		216	
Overvotes:		0		0	
Unresolved write-in votes:		6		6	

Sheriff - 4-year term - vote for one

Choice	Party	Absentee Voting		Total	
Ronald J. Krebs		225	44.38%	225	44.38%
Eric Peter		282	55.62%	282	55.62%
Cast Votes:		507	100.00%	507	100.00%
Undervotes:		36		36	
Overvotes:		1		1	
Unresolved write-in votes:		0		0	

Treasurer - 4-year term - vote for one

Choice	Party	Absentee Voting		Total	
Rhonda Pederson		335	100.00%	335	100.00%
Cast Votes:		335	100.00%	335	100.00%
Undervotes:		207		207	
Overvotes:		0		0	
Unresolved write-in votes:		2		2	

State Supreme Court Justice Position 1 - 6-year term - vote for one

Choice	Party	Absentee Voting		Total	
Mary I. Yu		309	100.00%	309	100.00%
Cast Votes:		309	100.00%	309	100.00%
Undervotes:		231		231	
Overvotes:		0		0	
Unresolved write-in votes:		4		4	

Precinct Results Report

2022 General Election

Run Time 4:49 PM

Run Date 11/28/2022

San Juan County

2022 General Election

11/8/2022

Page 42

Official Results**Registered Voters**

11458 of 14560 = 78.70%

Precincts Reporting

0 of 28 = 0.00%

15-A San Juan North

544 of 656 registered voters = 82.93%

State Supreme Court Justice Position 5 - 6-year term - vote for one

Choice	Party	Absentee Voting		Total	
Barbara Madsen		305	100.00%	305	100.00%
	Cast Votes:	305	100.00%	305	100.00%
	Undervotes:	234		234	
	Overvotes:	0		0	
	Unresolved write-in votes:	5		5	

State Supreme Court Justice Position 6

Choice	Party	Absentee Voting		Total	
G. Helen Whitener		303	100.00%	303	100.00%
	Cast Votes:	303	100.00%	303	100.00%
	Undervotes:	237		237	
	Overvotes:	0		0	
	Unresolved write-in votes:	4		4	

San Juan County District Court Judge - 4-year term - vote for one

Choice	Party	Absentee Voting		Total	
Carolyn M. Jewett		317	100.00%	317	100.00%
	Cast Votes:	317	100.00%	317	100.00%
	Undervotes:	223		223	
	Overvotes:	0		0	
	Unresolved write-in votes:	4		4	

Proposition No. 1 - Bonds to Build a New Library

Choice	Party	Absentee Voting		Total	
Approved		188	35.74%	188	35.74%
Rejected		338	64.26%	338	64.26%
	Cast Votes:	526	100.00%	526	100.00%
	Undervotes:	18		18	
	Overvotes:	0		0	
	Unresolved write-in votes:	0		0	

Precinct Results Report

2022 General Election

Run Time 4:49 PM
Run Date 11/28/2022**San Juan County**

2022 General Election

11/8/2022
Page 43**Official Results****Registered Voters**

11458 of 14560 = 78.70%

Precincts Reporting

0 of 28 = 0.00%

15-B San Juan North

16 of 17 registered voters = 94.12%

Advisory Vote No. 39

Choice	Party	Absentee Voting		Total	
Repealed		9	56.25%	9	56.25%
Maintained		7	43.75%	7	43.75%
Cast Votes:		16	100.00%	16	100.00%
Undervotes:		0		0	
Overvotes:		0		0	
Unresolved write-in votes:		0		0	

Advisory Vote No. 40

Choice	Party	Absentee Voting		Total	
Repealed		10	66.67%	10	66.67%
Maintained		5	33.33%	5	33.33%
Cast Votes:		15	100.00%	15	100.00%
Undervotes:		1		1	
Overvotes:		0		0	
Unresolved write-in votes:		0		0	

Charter Amendment Proposition No. 1

Choice	Party	Absentee Voting		Total	
Approved		4	26.67%	4	26.67%
Rejected		11	73.33%	11	73.33%
Cast Votes:		15	100.00%	15	100.00%
Undervotes:		1		1	
Overvotes:		0		0	
Unresolved write-in votes:		0		0	

Charter Amendment Proposition No. 2

Choice	Party	Absentee Voting		Total	
Approved		6	46.15%	6	46.15%
Rejected		7	53.85%	7	53.85%
Cast Votes:		13	100.00%	13	100.00%
Undervotes:		3		3	
Overvotes:		0		0	
Unresolved write-in votes:		0		0	

Precinct Results Report

2022 General Election

Run Time 4:49 PM
Run Date 11/28/2022**San Juan County**

2022 General Election

11/8/2022
Page 44**Official Results****Registered Voters**
11458 of 14560 = 78.70%**Precincts Reporting**
0 of 28 = 0.00%**15-B San Juan North**

16 of 17 registered voters = 94.12%

Charter Amendment Proposition No. 3

Choice	Party	Absentee Voting		Total	
Approved		3	20.00%	3	20.00%
Rejected		12	80.00%	12	80.00%
Cast Votes:		15	100.00%	15	100.00%
Undervotes:		1		1	
Overvotes:		0		0	
Unresolved write-in votes:		0		0	

Charter Amendment Proposition No. 4

Choice	Party	Absentee Voting		Total	
Approved		2	14.29%	2	14.29%
Rejected		12	85.71%	12	85.71%
Cast Votes:		14	100.00%	14	100.00%
Undervotes:		2		2	
Overvotes:		0		0	
Unresolved write-in votes:		0		0	

Proposition No. 1 - Road Fund Regular Property Tax Levy Lid Lift

Choice	Party	Absentee Voting		Total	
Yes		4	26.67%	4	26.67%
No		11	73.33%	11	73.33%
Cast Votes:		15	100.00%	15	100.00%
Undervotes:		1		1	
Overvotes:		0		0	
Unresolved write-in votes:		0		0	

U.S. Senator - 6-year term - vote for one

Choice	Party	Absentee Voting		Total	
Patty Murray		8	53.33%	8	53.33%
Tiffany Smiley		7	46.67%	7	46.67%
Cast Votes:		15	100.00%	15	100.00%
Undervotes:		1		1	
Overvotes:		0		0	
Unresolved write-in votes:		0		0	

Precinct Results Report

2022 General Election

Run Time 4:49 PM

Run Date 11/28/2022

San Juan County

2022 General Election

11/8/2022

Page 45

Official Results**Registered Voters**

11458 of 14560 = 78.70%

Precincts Reporting

0 of 28 = 0.00%

15-B San Juan North

16 of 17 registered voters = 94.12%

U.S. Representative - 2-year term - vote for one

Choice	Party	Absentee Voting		Total	
Rick Larsen		9	56.25%	9	56.25%
Dan Matthews		7	43.75%	7	43.75%
Cast Votes:		16	100.00%	16	100.00%
Undervotes:		0		0	
Overvotes:		0		0	
Unresolved write-in votes:		0		0	

Secretary of State - 2-year unexpired term - vote for one

Choice	Party	Absentee Voting		Total	
Steve Hobbs		8	66.67%	8	66.67%
Julie Anderson		4	33.33%	4	33.33%
Cast Votes:		12	100.00%	12	100.00%
Undervotes:		2		2	
Overvotes:		0		0	
Unresolved write-in votes:		2		2	

State Representative Position 1 - 2-year term - vote for one

Choice	Party	Absentee Voting		Total	
Debra Lekanoff		9	56.25%	9	56.25%
Shannon Perkes		7	43.75%	7	43.75%
Cast Votes:		16	100.00%	16	100.00%
Undervotes:		0		0	
Overvotes:		0		0	
Unresolved write-in votes:		0		0	

State Representative Position 2 - 2-year term - vote for one

Choice	Party	Absentee Voting		Total	
Alex Ramel		8	72.73%	8	72.73%
Trevor Smith		3	27.27%	3	27.27%
Cast Votes:		11	100.00%	11	100.00%
Undervotes:		5		5	
Overvotes:		0		0	
Unresolved write-in votes:		0		0	

Precinct Results Report

2022 General Election

Run Time 4:49 PM
Run Date 11/28/2022**San Juan County**

2022 General Election

11/8/2022

Page 46

Official ResultsRegistered Voters
11458 of 14560 = 78.70%Precincts Reporting
0 of 28 = 0.00%**15-B San Juan North**

16 of 17 registered voters = 94.12%

Assessor - 4-year term - vote for one

Choice	Party	Absentee Voting		Total	
John Kulseth		10	100.00%	10	100.00%
	Cast Votes:	10	100.00%	10	100.00%
	Undervotes:	6		6	
	Overvotes:	0		0	
	Unresolved write-in votes:	0		0	

Auditor - 4-year term - vote for one

Choice	Party	Absentee Voting		Total	
Natasha Warmenhoven		9	100.00%	9	100.00%
	Cast Votes:	9	100.00%	9	100.00%
	Undervotes:	7		7	
	Overvotes:	0		0	
	Unresolved write-in votes:	0		0	

Clerk - 4-year term - vote for one

Choice	Party	Absentee Voting		Total	
Lisa Henderson		9	100.00%	9	100.00%
	Cast Votes:	9	100.00%	9	100.00%
	Undervotes:	7		7	
	Overvotes:	0		0	
	Unresolved write-in votes:	0		0	

County Council - District 3 - 4-year term - vote for one

Choice	Party	Absentee Voting		Total	
Jane Fuller		8	100.00%	8	100.00%
	Cast Votes:	8	100.00%	8	100.00%
	Undervotes:	7		7	
	Overvotes:	0		0	
	Unresolved write-in votes:	1		1	

Precinct Results Report

2022 General Election

Run Time 4:49 PM
Run Date 11/28/2022**San Juan County**

2022 General Election

11/8/2022

Page 47

Official Results**Registered Voters**

11458 of 14560 = 78.70%

Precincts Reporting

0 of 28 = 0.00%

15-B San Juan North

16 of 17 registered voters = 94.12%

Prosecuting Attorney - 4-year term - vote for one

Choice	Party	Absentee Voting	Total
Amy Vira		8 100.00%	8 100.00%
	Cast Votes:	8 100.00%	8 100.00%
	Undervotes:	7	7
	Overvotes:	0	0
	Unresolved write-in votes:	1	1

Sheriff - 4-year term - vote for one

Choice	Party	Absentee Voting	Total
Ronald J. Krebs		4 28.57%	4 28.57%
Eric Peter		10 71.43%	10 71.43%
	Cast Votes:	14 100.00%	14 100.00%
	Undervotes:	2	2
	Overvotes:	0	0
	Unresolved write-in votes:	0	0

Treasurer - 4-year term - vote for one

Choice	Party	Absentee Voting	Total
Rhonda Pederson		9 100.00%	9 100.00%
	Cast Votes:	9 100.00%	9 100.00%
	Undervotes:	7	7
	Overvotes:	0	0
	Unresolved write-in votes:	0	0

State Supreme Court Justice Position 1 - 6-year term - vote for one

Choice	Party	Absentee Voting	Total
Mary I. Yu		9 100.00%	9 100.00%
	Cast Votes:	9 100.00%	9 100.00%
	Undervotes:	7	7
	Overvotes:	0	0
	Unresolved write-in votes:	0	0

Precinct Results Report

2022 General Election

Run Time 4:49 PM
Run Date 11/28/2022**San Juan County**

2022 General Election

11/8/2022

Page 48

Official Results**Registered Voters**
11458 of 14560 = 78.70%**Precincts Reporting**
0 of 28 = 0.00%**15-B San Juan North**

16 of 17 registered voters = 94.12%

State Supreme Court Justice Position 5 - 6-year term - vote for one

Choice	Party	Absentee Voting	Total
Barbara Madsen		9 100.00%	9 100.00%
	Cast Votes:	9 100.00%	9 100.00%
	Undervotes:	7	7
	Overvotes:	0	0
	Unresolved write-in votes:	0	0

State Supreme Court Justice Position 6

Choice	Party	Absentee Voting	Total
G. Helen Whitener		9 100.00%	9 100.00%
	Cast Votes:	9 100.00%	9 100.00%
	Undervotes:	7	7
	Overvotes:	0	0
	Unresolved write-in votes:	0	0

San Juan County District Court Judge - 4-year term - vote for one

Choice	Party	Absentee Voting	Total
Carolyn M. Jewett		9 100.00%	9 100.00%
	Cast Votes:	9 100.00%	9 100.00%
	Undervotes:	7	7
	Overvotes:	0	0
	Unresolved write-in votes:	0	0

Proposition No. 1 - Bonds to Build a New Library

Choice	Party	Absentee Voting	Total
Approved		3 20.00%	3 20.00%
Rejected		12 80.00%	12 80.00%
	Cast Votes:	15 100.00%	15 100.00%
	Undervotes:	1	1
	Overvotes:	0	0
	Unresolved write-in votes:	0	0

Precinct Results Report

2022 General Election

Run Time 4:49 PM
Run Date 11/28/2022**San Juan County**

2022 General Election

11/8/2022
Page 49**Official Results**Registered Voters
11458 of 14560 = 78.70%
Precincts Reporting
0 of 28 = 0.00%**15-C San Juan North**

5 of 9 registered voters = 55.56%

Advisory Vote No. 39

Choice	Party	Absentee Voting		Total	
Repealed		4	80.00%	4	80.00%
Maintained		1	20.00%	1	20.00%
Cast Votes:		5	100.00%	5	100.00%
Undervotes:		0		0	
Overvotes:		0		0	
Unresolved write-in votes:		0		0	

Advisory Vote No. 40

Choice	Party	Absentee Voting		Total	
Repealed		4	80.00%	4	80.00%
Maintained		1	20.00%	1	20.00%
Cast Votes:		5	100.00%	5	100.00%
Undervotes:		0		0	
Overvotes:		0		0	
Unresolved write-in votes:		0		0	

Charter Amendment Proposition No. 1

Choice	Party	Absentee Voting		Total	
Approved		0	0.00%	0	0.00%
Rejected		5	100.00%	5	100.00%
Cast Votes:		5	100.00%	5	100.00%
Undervotes:		0		0	
Overvotes:		0		0	
Unresolved write-in votes:		0		0	

Charter Amendment Proposition No. 2

Choice	Party	Absentee Voting		Total	
Approved		0	0.00%	0	0.00%
Rejected		5	100.00%	5	100.00%
Cast Votes:		5	100.00%	5	100.00%
Undervotes:		0		0	
Overvotes:		0		0	
Unresolved write-in votes:		0		0	

Precinct Results Report

2022 General Election

Run Time 4:49 PM

Run Date 11/28/2022

San Juan County

2022 General Election

11/8/2022

Page 50

Official Results**Registered Voters**

11458 of 14560 = 78.70%

Precincts Reporting

0 of 28 = 0.00%

15-C San Juan North

5 of 9 registered voters = 55.56%

Charter Amendment Proposition No. 3

Choice	Party	Absentee Voting		Total	
Approved		1	20.00%	1	20.00%
Rejected		4	80.00%	4	80.00%
Cast Votes:		5	100.00%	5	100.00%
Undervotes:		0		0	
Overvotes:		0		0	
Unresolved write-in votes:		0		0	

Charter Amendment Proposition No. 4

Choice	Party	Absentee Voting		Total	
Approved		1	20.00%	1	20.00%
Rejected		4	80.00%	4	80.00%
Cast Votes:		5	100.00%	5	100.00%
Undervotes:		0		0	
Overvotes:		0		0	
Unresolved write-in votes:		0		0	

Proposition No. 1 - Road Fund Regular Property Tax Levy Lid Lift

Choice	Party	Absentee Voting		Total	
Yes		1	20.00%	1	20.00%
No		4	80.00%	4	80.00%
Cast Votes:		5	100.00%	5	100.00%
Undervotes:		0		0	
Overvotes:		0		0	
Unresolved write-in votes:		0		0	

U.S. Senator - 6-year term - vote for one

Choice	Party	Absentee Voting		Total	
Patty Murray		1	25.00%	1	25.00%
Tiffany Smiley		3	75.00%	3	75.00%
Cast Votes:		4	100.00%	4	100.00%
Undervotes:		1		1	
Overvotes:		0		0	
Unresolved write-in votes:		0		0	

Precinct Results Report

2022 General Election

Run Time 4:49 PM
Run Date 11/28/2022**San Juan County**

2022 General Election

11/8/2022

Page 51

Official Results**Registered Voters**

11458 of 14560 = 78.70%

Precincts Reporting

0 of 28 = 0.00%

15-C San Juan North

5 of 9 registered voters = 55.56%

U.S. Representative - 2-year term - vote for one

Choice	Party	Absentee Voting	Total
Rick Larsen		1 20.00%	1 20.00%
Dan Matthews		4 80.00%	4 80.00%
Cast Votes:		5 100.00%	5 100.00%
Undervotes:		0	0
Overvotes:		0	0
Unresolved write-in votes:		0	0

Secretary of State - 2-year unexpired term - vote for one

Choice	Party	Absentee Voting	Total
Steve Hobbs		1 20.00%	1 20.00%
Julie Anderson		4 80.00%	4 80.00%
Cast Votes:		5 100.00%	5 100.00%
Undervotes:		0	0
Overvotes:		0	0
Unresolved write-in votes:		0	0

State Representative Position 1 - 2-year term - vote for one

Choice	Party	Absentee Voting	Total
Debra Lekanoff		2 40.00%	2 40.00%
Shannon Perkes		3 60.00%	3 60.00%
Cast Votes:		5 100.00%	5 100.00%
Undervotes:		0	0
Overvotes:		0	0
Unresolved write-in votes:		0	0

State Representative Position 2 - 2-year term - vote for one

Choice	Party	Absentee Voting	Total
Alex Ramel		3 100.00%	3 100.00%
Trevor Smith		0 0.00%	0 0.00%
Cast Votes:		3 100.00%	3 100.00%
Undervotes:		2	2
Overvotes:		0	0
Unresolved write-in votes:		0	0

Precinct Results Report

2022 General Election

Run Time 4:49 PM
Run Date 11/28/2022**San Juan County**

2022 General Election

11/8/2022
Page 52**Official Results****Registered Voters**
11458 of 14560 = 78.70%**Precincts Reporting**
0 of 28 = 0.00%**15-C San Juan North**

5 of 9 registered voters = 55.56%

Assessor - 4-year term - vote for one

Choice	Party	Absentee Voting	Total
John Kulseth		5 100.00%	5 100.00%
	Cast Votes:	5 100.00%	5 100.00%
	Undervotes:	0	0
	Overvotes:	0	0
	Unresolved write-in votes:	0	0

Auditor - 4-year term - vote for one

Choice	Party	Absentee Voting	Total
Natasha Warmenhoven		5 100.00%	5 100.00%
	Cast Votes:	5 100.00%	5 100.00%
	Undervotes:	0	0
	Overvotes:	0	0
	Unresolved write-in votes:	0	0

Clerk - 4-year term - vote for one

Choice	Party	Absentee Voting	Total
Lisa Henderson		5 100.00%	5 100.00%
	Cast Votes:	5 100.00%	5 100.00%
	Undervotes:	0	0
	Overvotes:	0	0
	Unresolved write-in votes:	0	0

County Council - District 3 - 4-year term - vote for one

Choice	Party	Absentee Voting	Total
Jane Fuller		5 100.00%	5 100.00%
	Cast Votes:	5 100.00%	5 100.00%
	Undervotes:	0	0
	Overvotes:	0	0
	Unresolved write-in votes:	0	0

Precinct Results Report

2022 General Election

Run Time 4:49 PM

Run Date 11/28/2022

San Juan County

2022 General Election

11/8/2022

Page 53

Official Results**Registered Voters**

11458 of 14560 = 78.70%

Precincts Reporting

0 of 28 = 0.00%

15-C San Juan North

5 of 9 registered voters = 55.56%

Prosecuting Attorney - 4-year term - vote for one

Choice	Party	Absentee Voting	Total
Amy Vira		3 100.00%	3 100.00%
Cast Votes:		3 100.00%	3 100.00%
Undervotes:		2	2
Overvotes:		0	0
Unresolved write-in votes:		0	0

Sheriff - 4-year term - vote for one

Choice	Party	Absentee Voting	Total
Ronald J. Krebs		2 40.00%	2 40.00%
Eric Peter		3 60.00%	3 60.00%
Cast Votes:		5 100.00%	5 100.00%
Undervotes:		0	0
Overvotes:		0	0
Unresolved write-in votes:		0	0

Treasurer - 4-year term - vote for one

Choice	Party	Absentee Voting	Total
Rhonda Pederson		5 100.00%	5 100.00%
Cast Votes:		5 100.00%	5 100.00%
Undervotes:		0	0
Overvotes:		0	0
Unresolved write-in votes:		0	0

State Supreme Court Justice Position 1 - 6-year term - vote for one

Choice	Party	Absentee Voting	Total
Mary I. Yu		3 100.00%	3 100.00%
Cast Votes:		3 100.00%	3 100.00%
Undervotes:		2	2
Overvotes:		0	0
Unresolved write-in votes:		0	0

Precinct Results Report

2022 General Election

Run Time 4:49 PM

Run Date 11/28/2022

San Juan County

2022 General Election

11/8/2022

Page 54

Official Results**Registered Voters**

11458 of 14560 = 78.70%

Precincts Reporting

0 of 28 = 0.00%

15-C San Juan North

5 of 9 registered voters = 55.56%

State Supreme Court Justice Position 5 - 6-year term - vote for one

Choice	Party	Absentee Voting	Total
Barbara Madsen		5 100.00%	5 100.00%
	Cast Votes:	5 100.00%	5 100.00%
	Undervotes:	0	0
	Overvotes:	0	0
	Unresolved write-in votes:	0	0

State Supreme Court Justice Position 6

Choice	Party	Absentee Voting	Total
G. Helen Whitener		5 100.00%	5 100.00%
	Cast Votes:	5 100.00%	5 100.00%
	Undervotes:	0	0
	Overvotes:	0	0
	Unresolved write-in votes:	0	0

San Juan County District Court Judge - 4-year term - vote for one

Choice	Party	Absentee Voting	Total
Carolyn M. Jewett		5 100.00%	5 100.00%
	Cast Votes:	5 100.00%	5 100.00%
	Undervotes:	0	0
	Overvotes:	0	0
	Unresolved write-in votes:	0	0

Precinct Results Report

2022 General Election

Run Time 4:49 PM
Run Date 11/28/2022**San Juan County**

2022 General Election

11/8/2022

Page 55

Official Results**Registered Voters**
11458 of 14560 = 78.70%**Precincts Reporting**
0 of 28 = 0.00%**15-D San Juan North**

36 of 51 registered voters = 70.59%

Advisory Vote No. 39

Choice	Party	Absentee Voting		Total	
Repealed		24	77.42%	24	77.42%
Maintained		7	22.58%	7	22.58%
Cast Votes:		31	100.00%	31	100.00%
Undervotes:		5		5	
Overvotes:		0		0	
Unresolved write-in votes:		0		0	

Advisory Vote No. 40

Choice	Party	Absentee Voting		Total	
Repealed		22	66.67%	22	66.67%
Maintained		11	33.33%	11	33.33%
Cast Votes:		33	100.00%	33	100.00%
Undervotes:		3		3	
Overvotes:		0		0	
Unresolved write-in votes:		0		0	

Charter Amendment Proposition No. 1

Choice	Party	Absentee Voting		Total	
Approved		7	20.00%	7	20.00%
Rejected		28	80.00%	28	80.00%
Cast Votes:		35	100.00%	35	100.00%
Undervotes:		1		1	
Overvotes:		0		0	
Unresolved write-in votes:		0		0	

Charter Amendment Proposition No. 2

Choice	Party	Absentee Voting		Total	
Approved		13	40.63%	13	40.63%
Rejected		19	59.38%	19	59.38%
Cast Votes:		32	100.00%	32	100.00%
Undervotes:		4		4	
Overvotes:		0		0	
Unresolved write-in votes:		0		0	

Precinct Results Report

2022 General Election

Run Time 4:49 PM

Run Date 11/28/2022

San Juan County

2022 General Election

11/8/2022

Page 56

Official Results**Registered Voters**

11458 of 14560 = 78.70%

Precincts Reporting

0 of 28 = 0.00%

15-D San Juan North

36 of 51 registered voters = 70.59%

Charter Amendment Proposition No. 3

Choice	Party	Absentee Voting		Total	
Approved		8	25.00%	8	25.00%
Rejected		24	75.00%	24	75.00%
Cast Votes:		32	100.00%	32	100.00%
Undervotes:		4		4	
Overvotes:		0		0	
Unresolved write-in votes:		0		0	

Charter Amendment Proposition No. 4

Choice	Party	Absentee Voting		Total	
Approved		12	34.29%	12	34.29%
Rejected		23	65.71%	23	65.71%
Cast Votes:		35	100.00%	35	100.00%
Undervotes:		1		1	
Overvotes:		0		0	
Unresolved write-in votes:		0		0	

Proposition No. 1 - Road Fund Regular Property Tax Levy Lid Lift

Choice	Party	Absentee Voting		Total	
Yes		4	11.43%	4	11.43%
No		31	88.57%	31	88.57%
Cast Votes:		35	100.00%	35	100.00%
Undervotes:		1		1	
Overvotes:		0		0	
Unresolved write-in votes:		0		0	

U.S. Senator - 6-year term - vote for one

Choice	Party	Absentee Voting		Total	
Patty Murray		21	60.00%	21	60.00%
Tiffany Smiley		14	40.00%	14	40.00%
Cast Votes:		35	100.00%	35	100.00%
Undervotes:		1		1	
Overvotes:		0		0	
Unresolved write-in votes:		0		0	

Precinct Results Report

2022 General Election

Run Time 4:49 PM
Run Date 11/28/2022**San Juan County**

2022 General Election

11/8/2022
Page 57**Official Results****Registered Voters**
11458 of 14560 = 78.70%**Precincts Reporting**
0 of 28 = 0.00%**15-D San Juan North**

36 of 51 registered voters = 70.59%

U.S. Representative - 2-year term - vote for one

Choice	Party	Absentee Voting		Total	
Rick Larsen		23	63.89%	23	63.89%
Dan Matthews		13	36.11%	13	36.11%
Cast Votes:		36	100.00%	36	100.00%
Undervotes:		0		0	
Overvotes:		0		0	
Unresolved write-in votes:		0		0	

Secretary of State - 2-year unexpired term - vote for one

Choice	Party	Absentee Voting		Total	
Steve Hobbs		18	66.67%	18	66.67%
Julie Anderson		9	33.33%	9	33.33%
Cast Votes:		27	100.00%	27	100.00%
Undervotes:		6		6	
Overvotes:		0		0	
Unresolved write-in votes:		3		3	

State Representative Position 1 - 2-year term - vote for one

Choice	Party	Absentee Voting		Total	
Debra Lekanoff		19	54.29%	19	54.29%
Shannon Perkes		16	45.71%	16	45.71%
Cast Votes:		35	100.00%	35	100.00%
Undervotes:		1		1	
Overvotes:		0		0	
Unresolved write-in votes:		0		0	

State Representative Position 2 - 2-year term - vote for one

Choice	Party	Absentee Voting		Total	
Alex Ramel		14	58.33%	14	58.33%
Trevor Smith		10	41.67%	10	41.67%
Cast Votes:		24	100.00%	24	100.00%
Undervotes:		11		11	
Overvotes:		0		0	
Unresolved write-in votes:		1		1	

Precinct Results Report

2022 General Election

Run Time 4:49 PM
Run Date 11/28/2022**San Juan County**

2022 General Election

11/8/2022

Page 58

Official Results**Registered Voters**
11458 of 14560 = 78.70%**Precincts Reporting**
0 of 28 = 0.00%**15-D San Juan North**

36 of 51 registered voters = 70.59%

Assessor - 4-year term - vote for one

Choice	Party	Absentee Voting	Total
John Kulseth		19 100.00%	19 100.00%
	Cast Votes:	19 100.00%	19 100.00%
	Undervotes:	17	17
	Overvotes:	0	0
	Unresolved write-in votes:	0	0

Auditor - 4-year term - vote for one

Choice	Party	Absentee Voting	Total
Natasha Warmenhoven		21 100.00%	21 100.00%
	Cast Votes:	21 100.00%	21 100.00%
	Undervotes:	15	15
	Overvotes:	0	0
	Unresolved write-in votes:	0	0

Clerk - 4-year term - vote for one

Choice	Party	Absentee Voting	Total
Lisa Henderson		19 100.00%	19 100.00%
	Cast Votes:	19 100.00%	19 100.00%
	Undervotes:	17	17
	Overvotes:	0	0
	Unresolved write-in votes:	0	0

County Council - District 3 - 4-year term - vote for one

Choice	Party	Absentee Voting	Total
Jane Fuller		18 100.00%	18 100.00%
	Cast Votes:	18 100.00%	18 100.00%
	Undervotes:	17	17
	Overvotes:	0	0
	Unresolved write-in votes:	1	1

Precinct Results Report

2022 General Election

Run Time 4:49 PM

Run Date 11/28/2022

San Juan County

2022 General Election

11/8/2022

Page 59

Official Results**Registered Voters**

11458 of 14560 = 78.70%

Precincts Reporting

0 of 28 = 0.00%

15-D San Juan North

36 of 51 registered voters = 70.59%

Prosecuting Attorney - 4-year term - vote for one

Choice	Party	Absentee Voting		Total	
Amy Vira		19	100.00%	19	100.00%
	Cast Votes:	19	100.00%	19	100.00%
	Undervotes:	16		16	
	Overvotes:	0		0	
	Unresolved write-in votes:	1		1	

Sheriff - 4-year term - vote for one

Choice	Party	Absentee Voting		Total	
Ronald J. Krebs		12	46.15%	12	46.15%
Eric Peter		14	53.85%	14	53.85%
	Cast Votes:	26	100.00%	26	100.00%
	Undervotes:	10		10	
	Overvotes:	0		0	
	Unresolved write-in votes:	0		0	

Treasurer - 4-year term - vote for one

Choice	Party	Absentee Voting		Total	
Rhonda Pederson		21	100.00%	21	100.00%
	Cast Votes:	21	100.00%	21	100.00%
	Undervotes:	15		15	
	Overvotes:	0		0	
	Unresolved write-in votes:	0		0	

State Supreme Court Justice Position 1 - 6-year term - vote for one

Choice	Party	Absentee Voting		Total	
Mary I. Yu		18	100.00%	18	100.00%
	Cast Votes:	18	100.00%	18	100.00%
	Undervotes:	18		18	
	Overvotes:	0		0	
	Unresolved write-in votes:	0		0	

Precinct Results Report

2022 General Election

Run Time 4:49 PM
Run Date 11/28/2022**San Juan County**

2022 General Election

11/8/2022
Page 60**Official Results****Registered Voters**
11458 of 14560 = 78.70%**Precincts Reporting**
0 of 28 = 0.00%**15-D San Juan North**

36 of 51 registered voters = 70.59%

State Supreme Court Justice Position 5 - 6-year term - vote for one

Choice	Party	Absentee Voting		Total	
Barbara Madsen		19	100.00%	19	100.00%
	Cast Votes:	19	100.00%	19	100.00%
	Undervotes:	17		17	
	Overvotes:	0		0	
	Unresolved write-in votes:	0		0	

State Supreme Court Justice Position 6

Choice	Party	Absentee Voting		Total	
G. Helen Whitener		18	100.00%	18	100.00%
	Cast Votes:	18	100.00%	18	100.00%
	Undervotes:	18		18	
	Overvotes:	0		0	
	Unresolved write-in votes:	0		0	

San Juan County District Court Judge - 4-year term - vote for one

Choice	Party	Absentee Voting		Total	
Carolyn M. Jewett		18	100.00%	18	100.00%
	Cast Votes:	18	100.00%	18	100.00%
	Undervotes:	18		18	
	Overvotes:	0		0	
	Unresolved write-in votes:	0		0	

Precinct Results Report

2022 General Election

Run Time 4:49 PM

Run Date 11/28/2022

San Juan County

2022 General Election

11/8/2022

Page 61

Official Results**Registered Voters**

11458 of 14560 = 78.70%

Precincts Reporting

0 of 28 = 0.00%

15-E San Juan North

21 of 23 registered voters = 91.30%

Advisory Vote No. 39

Choice	Party	Absentee Voting		Total	
Repealed		14	70.00%	14	70.00%
Maintained		6	30.00%	6	30.00%
	Cast Votes:	20	100.00%	20	100.00%
	Undervotes:	1		1	
	Overvotes:	0		0	
	Unresolved write-in votes:	0		0	

Advisory Vote No. 40

Choice	Party	Absentee Voting		Total	
Repealed		11	55.00%	11	55.00%
Maintained		9	45.00%	9	45.00%
	Cast Votes:	20	100.00%	20	100.00%
	Undervotes:	1		1	
	Overvotes:	0		0	
	Unresolved write-in votes:	0		0	

Charter Amendment Proposition No. 1

Choice	Party	Absentee Voting		Total	
Approved		6	28.57%	6	28.57%
Rejected		15	71.43%	15	71.43%
	Cast Votes:	21	100.00%	21	100.00%
	Undervotes:	0		0	
	Overvotes:	0		0	
	Unresolved write-in votes:	0		0	

Charter Amendment Proposition No. 2

Choice	Party	Absentee Voting		Total	
Approved		9	47.37%	9	47.37%
Rejected		10	52.63%	10	52.63%
	Cast Votes:	19	100.00%	19	100.00%
	Undervotes:	2		2	
	Overvotes:	0		0	
	Unresolved write-in votes:	0		0	

Precinct Results Report

2022 General Election

Run Time 4:49 PM
Run Date 11/28/2022**San Juan County**

2022 General Election

11/8/2022

Page 62

Official Results**Registered Voters**

11458 of 14560 = 78.70%

Precincts Reporting

0 of 28 = 0.00%

15-E San Juan North

21 of 23 registered voters = 91.30%

Charter Amendment Proposition No. 3

Choice	Party	Absentee Voting		Total	
Approved		9	50.00%	9	50.00%
Rejected		9	50.00%	9	50.00%
Cast Votes:		18	100.00%	18	100.00%
Undervotes:		3		3	
Overvotes:		0		0	
Unresolved write-in votes:		0		0	

Charter Amendment Proposition No. 4

Choice	Party	Absentee Voting		Total	
Approved		11	52.38%	11	52.38%
Rejected		10	47.62%	10	47.62%
Cast Votes:		21	100.00%	21	100.00%
Undervotes:		0		0	
Overvotes:		0		0	
Unresolved write-in votes:		0		0	

Proposition No. 1 - Road Fund Regular Property Tax Levy Lid Lift

Choice	Party	Absentee Voting		Total	
Yes		9	42.86%	9	42.86%
No		12	57.14%	12	57.14%
Cast Votes:		21	100.00%	21	100.00%
Undervotes:		0		0	
Overvotes:		0		0	
Unresolved write-in votes:		0		0	

U.S. Senator - 6-year term - vote for one

Choice	Party	Absentee Voting		Total	
Patty Murray		11	52.38%	11	52.38%
Tiffany Smiley		10	47.62%	10	47.62%
Cast Votes:		21	100.00%	21	100.00%
Undervotes:		0		0	
Overvotes:		0		0	
Unresolved write-in votes:		0		0	

Precinct Results Report

2022 General Election

Run Time 4:49 PM
Run Date 11/28/2022**San Juan County**

2022 General Election

11/8/2022

Page 63

Official Results**Registered Voters**

11458 of 14560 = 78.70%

Precincts Reporting

0 of 28 = 0.00%

15-E San Juan North

21 of 23 registered voters = 91.30%

U.S. Representative - 2-year term - vote for one

Choice	Party	Absentee Voting		Total	
Rick Larsen		11	52.38%	11	52.38%
Dan Matthews		10	47.62%	10	47.62%
Cast Votes:		21	100.00%	21	100.00%
Undervotes:		0		0	
Overvotes:		0		0	
Unresolved write-in votes:		0		0	

Secretary of State - 2-year unexpired term - vote for one

Choice	Party	Absentee Voting		Total	
Steve Hobbs		10	50.00%	10	50.00%
Julie Anderson		10	50.00%	10	50.00%
Cast Votes:		20	100.00%	20	100.00%
Undervotes:		1		1	
Overvotes:		0		0	
Unresolved write-in votes:		0		0	

State Representative Position 1 - 2-year term - vote for one

Choice	Party	Absentee Voting		Total	
Debra Lekanoff		11	55.00%	11	55.00%
Shannon Perkes		9	45.00%	9	45.00%
Cast Votes:		20	100.00%	20	100.00%
Undervotes:		0		0	
Overvotes:		0		0	
Unresolved write-in votes:		1		1	

State Representative Position 2 - 2-year term - vote for one

Choice	Party	Absentee Voting		Total	
Alex Ramel		9	56.25%	9	56.25%
Trevor Smith		7	43.75%	7	43.75%
Cast Votes:		16	100.00%	16	100.00%
Undervotes:		5		5	
Overvotes:		0		0	
Unresolved write-in votes:		0		0	

Precinct Results Report

2022 General Election

Run Time 4:49 PM
Run Date 11/28/2022**San Juan County**

2022 General Election

11/8/2022

Page 64

Official Results**Registered Voters**

11458 of 14560 = 78.70%

Precincts Reporting

0 of 28 = 0.00%

15-E San Juan North

21 of 23 registered voters = 91.30%

Assessor - 4-year term - vote for one

Choice	Party	Absentee Voting	Total
John Kulseth		17 100.00%	17 100.00%
	Cast Votes:	17 100.00%	17 100.00%
	Undervotes:	4	4
	Overvotes:	0	0
	Unresolved write-in votes:	0	0

Auditor - 4-year term - vote for one

Choice	Party	Absentee Voting	Total
Natasha Warmenhoven		15 100.00%	15 100.00%
	Cast Votes:	15 100.00%	15 100.00%
	Undervotes:	6	6
	Overvotes:	0	0
	Unresolved write-in votes:	0	0

Clerk - 4-year term - vote for one

Choice	Party	Absentee Voting	Total
Lisa Henderson		15 100.00%	15 100.00%
	Cast Votes:	15 100.00%	15 100.00%
	Undervotes:	6	6
	Overvotes:	0	0
	Unresolved write-in votes:	0	0

County Council - District 3 - 4-year term - vote for one

Choice	Party	Absentee Voting	Total
Jane Fuller		13 100.00%	13 100.00%
	Cast Votes:	13 100.00%	13 100.00%
	Undervotes:	8	8
	Overvotes:	0	0
	Unresolved write-in votes:	0	0

Precinct Results Report

2022 General Election

Run Time 4:49 PM
Run Date 11/28/2022**San Juan County**

2022 General Election

11/8/2022

Page 65

Official Results**Registered Voters**
11458 of 14560 = 78.70%**Precincts Reporting**
0 of 28 = 0.00%**15-E San Juan North**

21 of 23 registered voters = 91.30%

Prosecuting Attorney - 4-year term - vote for one

Choice	Party	Absentee Voting		Total	
Amy Vira		14	100.00%	14	100.00%
Cast Votes:		14	100.00%	14	100.00%
Undervotes:		7		7	
Overvotes:		0		0	
Unresolved write-in votes:		0		0	

Sheriff - 4-year term - vote for one

Choice	Party	Absentee Voting		Total	
Ronald J. Krebs		9	50.00%	9	50.00%
Eric Peter		9	50.00%	9	50.00%
Cast Votes:		18	100.00%	18	100.00%
Undervotes:		2		2	
Overvotes:		0		0	
Unresolved write-in votes:		1		1	

Treasurer - 4-year term - vote for one

Choice	Party	Absentee Voting		Total	
Rhonda Pederson		14	100.00%	14	100.00%
Cast Votes:		14	100.00%	14	100.00%
Undervotes:		7		7	
Overvotes:		0		0	
Unresolved write-in votes:		0		0	

State Supreme Court Justice Position 1 - 6-year term - vote for one

Choice	Party	Absentee Voting		Total	
Mary I. Yu		13	100.00%	13	100.00%
Cast Votes:		13	100.00%	13	100.00%
Undervotes:		8		8	
Overvotes:		0		0	
Unresolved write-in votes:		0		0	

Precinct Results Report

2022 General Election

Run Time 4:49 PM

Run Date 11/28/2022

San Juan County

2022 General Election

11/8/2022

Page 66

Official Results**Registered Voters**

11458 of 14560 = 78.70%

Precincts Reporting

0 of 28 = 0.00%

15-E San Juan North

21 of 23 registered voters = 91.30%

State Supreme Court Justice Position 5 - 6-year term - vote for one

Choice	Party	Absentee Voting	Total
Barbara Madsen		14 100.00%	14 100.00%
	Cast Votes:	14 100.00%	14 100.00%
	Undervotes:	7	7
	Overvotes:	0	0
	Unresolved write-in votes:	0	0

State Supreme Court Justice Position 6

Choice	Party	Absentee Voting	Total
G. Helen Whitener		13 100.00%	13 100.00%
	Cast Votes:	13 100.00%	13 100.00%
	Undervotes:	8	8
	Overvotes:	0	0
	Unresolved write-in votes:	0	0

San Juan County District Court Judge - 4-year term - vote for one

Choice	Party	Absentee Voting	Total
Carolyn M. Jewett		13 100.00%	13 100.00%
	Cast Votes:	13 100.00%	13 100.00%
	Undervotes:	8	8
	Overvotes:	0	0
	Unresolved write-in votes:	0	0

Precinct Results Report

2022 General Election

Run Time 4:49 PM
Run Date 11/28/2022**San Juan County**

2022 General Election

11/8/2022
Page 67**Official Results****Registered Voters**
11458 of 14560 = 78.70%
Precincts Reporting
0 of 28 = 0.00%**16 San Juan East**

591 of 732 registered voters = 80.74%

Advisory Vote No. 39

Choice	Party	Absentee Voting		Total	
Repealed		236	44.44%	236	44.44%
Maintained		295	55.56%	295	55.56%
Cast Votes:		531	100.00%	531	100.00%
Undervotes:		60		60	
Overvotes:		0		0	
Unresolved write-in votes:		0		0	

Advisory Vote No. 40

Choice	Party	Absentee Voting		Total	
Repealed		222	42.05%	222	42.05%
Maintained		306	57.95%	306	57.95%
Cast Votes:		528	100.00%	528	100.00%
Undervotes:		63		63	
Overvotes:		0		0	
Unresolved write-in votes:		0		0	

Charter Amendment Proposition No. 1

Choice	Party	Absentee Voting		Total	
Approved		206	37.87%	206	37.87%
Rejected		338	62.13%	338	62.13%
Cast Votes:		544	100.00%	544	100.00%
Undervotes:		47		47	
Overvotes:		0		0	
Unresolved write-in votes:		0		0	

Charter Amendment Proposition No. 2

Choice	Party	Absentee Voting		Total	
Approved		253	49.41%	253	49.41%
Rejected		259	50.59%	259	50.59%
Cast Votes:		512	100.00%	512	100.00%
Undervotes:		79		79	
Overvotes:		0		0	
Unresolved write-in votes:		0		0	

Precinct Results Report

2022 General Election

Run Time 4:49 PM

Run Date 11/28/2022

San Juan County

2022 General Election

11/8/2022

Page 68

Official Results**Registered Voters**

11458 of 14560 = 78.70%

Precincts Reporting

0 of 28 = 0.00%

16 San Juan East

591 of 732 registered voters = 80.74%

Charter Amendment Proposition No. 3

Choice	Party	Absentee Voting		Total	
Approved		233	42.60%	233	42.60%
Rejected		314	57.40%	314	57.40%
Cast Votes:		547	100.00%	547	100.00%
Undervotes:		44		44	
Overvotes:		0		0	
Unresolved write-in votes:		0		0	

Charter Amendment Proposition No. 4

Choice	Party	Absentee Voting		Total	
Approved		179	33.58%	179	33.58%
Rejected		354	66.42%	354	66.42%
Cast Votes:		533	100.00%	533	100.00%
Undervotes:		58		58	
Overvotes:		0		0	
Unresolved write-in votes:		0		0	

Proposition No. 1 - Road Fund Regular Property Tax Levy Lid Lift

Choice	Party	Absentee Voting		Total	
Yes		262	46.54%	262	46.54%
No		301	53.46%	301	53.46%
Cast Votes:		563	100.00%	563	100.00%
Undervotes:		28		28	
Overvotes:		0		0	
Unresolved write-in votes:		0		0	

U.S. Senator - 6-year term - vote for one

Choice	Party	Absentee Voting		Total	
Patty Murray		438	75.13%	438	75.13%
Tiffany Smiley		145	24.87%	145	24.87%
Cast Votes:		583	100.00%	583	100.00%
Undervotes:		8		8	
Overvotes:		0		0	
Unresolved write-in votes:		0		0	

Precinct Results Report

2022 General Election

Run Time 4:49 PM

Run Date 11/28/2022

San Juan County

2022 General Election

11/8/2022

Page 69

Official Results**Registered Voters**

11458 of 14560 = 78.70%

Precincts Reporting

0 of 28 = 0.00%

16 San Juan East

591 of 732 registered voters = 80.74%

U.S. Representative - 2-year term - vote for one

Choice	Party	Absentee Voting		Total	
Rick Larsen		444	76.42%	444	76.42%
Dan Matthews		137	23.58%	137	23.58%
Cast Votes:		581	100.00%	581	100.00%
Undervotes:		10		10	
Overvotes:		0		0	
Unresolved write-in votes:		0		0	

Secretary of State - 2-year unexpired term - vote for one

Choice	Party	Absentee Voting		Total	
Steve Hobbs		344	64.78%	344	64.78%
Julie Anderson		187	35.22%	187	35.22%
Cast Votes:		531	100.00%	531	100.00%
Undervotes:		33		33	
Overvotes:		0		0	
Unresolved write-in votes:		27		27	

State Representative Position 1 - 2-year term - vote for one

Choice	Party	Absentee Voting		Total	
Debra Lekanoff		442	76.87%	442	76.87%
Shannon Perkes		133	23.13%	133	23.13%
Cast Votes:		575	100.00%	575	100.00%
Undervotes:		15		15	
Overvotes:		0		0	
Unresolved write-in votes:		1		1	

State Representative Position 2 - 2-year term - vote for one

Choice	Party	Absentee Voting		Total	
Alex Ramel		406	85.84%	406	85.84%
Trevor Smith		67	14.16%	67	14.16%
Cast Votes:		473	100.00%	473	100.00%
Undervotes:		99		99	
Overvotes:		0		0	
Unresolved write-in votes:		19		19	

Precinct Results Report

2022 General Election

Run Time 4:49 PM

Run Date 11/28/2022

San Juan County

2022 General Election

11/8/2022

Page 70

Official Results**Registered Voters**

11458 of 14560 = 78.70%

Precincts Reporting

0 of 28 = 0.00%

16 San Juan East

591 of 732 registered voters = 80.74%

Assessor - 4-year term - vote for one

Choice	Party	Absentee Voting		Total	
John Kulseth		413	100.00%	413	100.00%
	Cast Votes:	413	100.00%	413	100.00%
	Undervotes:	170		170	
	Overvotes:	0		0	
	Unresolved write-in votes:	8		8	

Auditor - 4-year term - vote for one

Choice	Party	Absentee Voting		Total	
Natasha Warmenhoven		379	100.00%	379	100.00%
	Cast Votes:	379	100.00%	379	100.00%
	Undervotes:	203		203	
	Overvotes:	0		0	
	Unresolved write-in votes:	9		9	

Clerk - 4-year term - vote for one

Choice	Party	Absentee Voting		Total	
Lisa Henderson		390	100.00%	390	100.00%
	Cast Votes:	390	100.00%	390	100.00%
	Undervotes:	196		196	
	Overvotes:	0		0	
	Unresolved write-in votes:	5		5	

County Council - District 3 - 4-year term - vote for one

Choice	Party	Absentee Voting		Total	
Jane Fuller		373	100.00%	373	100.00%
	Cast Votes:	373	100.00%	373	100.00%
	Undervotes:	207		207	
	Overvotes:	0		0	
	Unresolved write-in votes:	11		11	

Precinct Results Report

2022 General Election

Run Time 4:49 PM
Run Date 11/28/2022**San Juan County**

2022 General Election

11/8/2022

Page 71

Official Results**Registered Voters**
11458 of 14560 = 78.70%**Precincts Reporting**
0 of 28 = 0.00%**16 San Juan East**

591 of 732 registered voters = 80.74%

Prosecuting Attorney - 4-year term - vote for one

Choice	Party	Absentee Voting		Total	
Amy Vira		380	100.00%	380	100.00%
	Cast Votes:	380	100.00%	380	100.00%
	Undervotes:	194		194	
	Overvotes:	0		0	
	Unresolved write-in votes:	17		17	

Sheriff - 4-year term - vote for one

Choice	Party	Absentee Voting		Total	
Ronald J. Krebs		238	42.65%	238	42.65%
Eric Peter		320	57.35%	320	57.35%
	Cast Votes:	558	100.00%	558	100.00%
	Undervotes:	32		32	
	Overvotes:	1		1	
	Unresolved write-in votes:	0		0	

Treasurer - 4-year term - vote for one

Choice	Party	Absentee Voting		Total	
Rhonda Pederson		391	100.00%	391	100.00%
	Cast Votes:	391	100.00%	391	100.00%
	Undervotes:	194		194	
	Overvotes:	0		0	
	Unresolved write-in votes:	6		6	

State Supreme Court Justice Position 1 - 6-year term - vote for one

Choice	Party	Absentee Voting		Total	
Mary I. Yu		358	100.00%	358	100.00%
	Cast Votes:	358	100.00%	358	100.00%
	Undervotes:	222		222	
	Overvotes:	0		0	
	Unresolved write-in votes:	11		11	

Precinct Results Report

2022 General Election

Run Time 4:49 PM

Run Date 11/28/2022

San Juan County

2022 General Election

11/8/2022

Page 72

Official Results**Registered Voters**

11458 of 14560 = 78.70%

Precincts Reporting

0 of 28 = 0.00%

16 San Juan East

591 of 732 registered voters = 80.74%

State Supreme Court Justice Position 5 - 6-year term - vote for one

Choice	Party	Absentee Voting		Total	
Barbara Madsen		360	100.00%	360	100.00%
Cast Votes:		360	100.00%	360	100.00%
Undervotes:		220		220	
Overvotes:		0		0	
Unresolved write-in votes:		11		11	

State Supreme Court Justice Position 6

Choice	Party	Absentee Voting		Total	
G. Helen Whitener		356	100.00%	356	100.00%
Cast Votes:		356	100.00%	356	100.00%
Undervotes:		225		225	
Overvotes:		0		0	
Unresolved write-in votes:		10		10	

San Juan County District Court Judge - 4-year term - vote for one

Choice	Party	Absentee Voting		Total	
Carolyn M. Jewett		374	100.00%	374	100.00%
Cast Votes:		374	100.00%	374	100.00%
Undervotes:		205		205	
Overvotes:		0		0	
Unresolved write-in votes:		12		12	

Proposition No. 1 - Bonds to Build a New Library

Choice	Party	Absentee Voting		Total	
Approved		250	43.86%	250	43.86%
Rejected		320	56.14%	320	56.14%
Cast Votes:		570	100.00%	570	100.00%
Undervotes:		21		21	
Overvotes:		0		0	
Unresolved write-in votes:		0		0	

Precinct Results Report

2022 General Election

Run Time 4:49 PM
Run Date 11/28/2022**San Juan County**

2022 General Election

11/8/2022

Page 73

Official ResultsRegistered Voters
11458 of 14560 = 78.70%Precincts Reporting
0 of 28 = 0.00%**17-A Turn Point**

305 of 376 registered voters = 81.12%

Advisory Vote No. 39

Choice	Party	Absentee Voting		Total	
Repealed		135	50.94%	135	50.94%
Maintained		130	49.06%	130	49.06%
Cast Votes:		265	100.00%	265	100.00%
Undervotes:		40		40	
Overvotes:		0		0	
Unresolved write-in votes:		0		0	

Advisory Vote No. 40

Choice	Party	Absentee Voting		Total	
Repealed		132	50.57%	132	50.57%
Maintained		129	49.43%	129	49.43%
Cast Votes:		261	100.00%	261	100.00%
Undervotes:		44		44	
Overvotes:		0		0	
Unresolved write-in votes:		0		0	

Charter Amendment Proposition No. 1

Choice	Party	Absentee Voting		Total	
Approved		81	29.35%	81	29.35%
Rejected		195	70.65%	195	70.65%
Cast Votes:		276	100.00%	276	100.00%
Undervotes:		29		29	
Overvotes:		0		0	
Unresolved write-in votes:		0		0	

Charter Amendment Proposition No. 2

Choice	Party	Absentee Voting		Total	
Approved		128	48.67%	128	48.67%
Rejected		135	51.33%	135	51.33%
Cast Votes:		263	100.00%	263	100.00%
Undervotes:		42		42	
Overvotes:		0		0	
Unresolved write-in votes:		0		0	

Precinct Results Report

2022 General Election

Run Time 4:49 PM

Run Date 11/28/2022

San Juan County

2022 General Election

11/8/2022

Page 74

Official Results**Registered Voters**

11458 of 14560 = 78.70%

Precincts Reporting

0 of 28 = 0.00%

17-A Turn Point

305 of 376 registered voters = 81.12%

Charter Amendment Proposition No. 3

Choice	Party	Absentee Voting		Total	
Approved		98	36.43%	98	36.43%
Rejected		171	63.57%	171	63.57%
Cast Votes:		269	100.00%	269	100.00%
Undervotes:		36		36	
Overvotes:		0		0	
Unresolved write-in votes:		0		0	

Charter Amendment Proposition No. 4

Choice	Party	Absentee Voting		Total	
Approved		81	29.89%	81	29.89%
Rejected		190	70.11%	190	70.11%
Cast Votes:		271	100.00%	271	100.00%
Undervotes:		34		34	
Overvotes:		0		0	
Unresolved write-in votes:		0		0	

Proposition No. 1 - Road Fund Regular Property Tax Levy Lid Lift

Choice	Party	Absentee Voting		Total	
Yes		119	41.75%	119	41.75%
No		166	58.25%	166	58.25%
Cast Votes:		285	100.00%	285	100.00%
Undervotes:		20		20	
Overvotes:		0		0	
Unresolved write-in votes:		0		0	

U.S. Senator - 6-year term - vote for one

Choice	Party	Absentee Voting		Total	
Patty Murray		195	65.88%	195	65.88%
Tiffany Smiley		101	34.12%	101	34.12%
Cast Votes:		296	100.00%	296	100.00%
Undervotes:		9		9	
Overvotes:		0		0	
Unresolved write-in votes:		0		0	

Precinct Results Report

2022 General Election

Run Time 4:49 PM

Run Date 11/28/2022

San Juan County

2022 General Election

11/8/2022

Page 75

Official Results**Registered Voters**

11458 of 14560 = 78.70%

Precincts Reporting

0 of 28 = 0.00%

17-A Turn Point

305 of 376 registered voters = 81.12%

U.S. Representative - 2-year term - vote for one

Choice	Party	Absentee Voting		Total	
Rick Larsen		197	66.55%	197	66.55%
Dan Matthews		99	33.45%	99	33.45%
Cast Votes:		296	100.00%	296	100.00%
Undervotes:		9		9	
Overvotes:		0		0	
Unresolved write-in votes:		0		0	

Secretary of State - 2-year unexpired term - vote for one

Choice	Party	Absentee Voting		Total	
Steve Hobbs		159	62.11%	159	62.11%
Julie Anderson		97	37.89%	97	37.89%
Cast Votes:		256	100.00%	256	100.00%
Undervotes:		29		29	
Overvotes:		0		0	
Unresolved write-in votes:		20		20	

State Representative Position 1 - 2-year term - vote for one

Choice	Party	Absentee Voting		Total	
Debra Lekanoff		199	69.58%	199	69.58%
Shannon Perkes		87	30.42%	87	30.42%
Cast Votes:		286	100.00%	286	100.00%
Undervotes:		18		18	
Overvotes:		0		0	
Unresolved write-in votes:		1		1	

State Representative Position 2 - 2-year term - vote for one

Choice	Party	Absentee Voting		Total	
Alex Ramel		186	81.58%	186	81.58%
Trevor Smith		42	18.42%	42	18.42%
Cast Votes:		228	100.00%	228	100.00%
Undervotes:		73		73	
Overvotes:		0		0	
Unresolved write-in votes:		4		4	

Precinct Results Report

2022 General Election

Run Time 4:49 PM

Run Date 11/28/2022

San Juan County

2022 General Election

11/8/2022

Page 76

Official Results**Registered Voters**

11458 of 14560 = 78.70%

Precincts Reporting

0 of 28 = 0.00%

17-A Turn Point

305 of 376 registered voters = 81.12%

Assessor - 4-year term - vote for one

Choice	Party	Absentee Voting		Total	
John Kulseth		195	100.00%	195	100.00%
	Cast Votes:	195	100.00%	195	100.00%
	Undervotes:	109		109	
	Overvotes:	0		0	
	Unresolved write-in votes:	1		1	

Auditor - 4-year term - vote for one

Choice	Party	Absentee Voting		Total	
Natasha Warmenhoven		166	100.00%	166	100.00%
	Cast Votes:	166	100.00%	166	100.00%
	Undervotes:	137		137	
	Overvotes:	0		0	
	Unresolved write-in votes:	2		2	

Clerk - 4-year term - vote for one

Choice	Party	Absentee Voting		Total	
Lisa Henderson		175	100.00%	175	100.00%
	Cast Votes:	175	100.00%	175	100.00%
	Undervotes:	128		128	
	Overvotes:	0		0	
	Unresolved write-in votes:	2		2	

County Council - District 3 - 4-year term - vote for one

Choice	Party	Absentee Voting		Total	
Jane Fuller		163	100.00%	163	100.00%
	Cast Votes:	163	100.00%	163	100.00%
	Undervotes:	141		141	
	Overvotes:	0		0	
	Unresolved write-in votes:	1		1	

Precinct Results Report

2022 General Election

Run Time 4:49 PM

Run Date 11/28/2022

San Juan County

2022 General Election

11/8/2022

Page 77

Official Results**Registered Voters**

11458 of 14560 = 78.70%

Precincts Reporting

0 of 28 = 0.00%

17-A Turn Point

305 of 376 registered voters = 81.12%

Prosecuting Attorney - 4-year term - vote for one

Choice	Party	Absentee Voting		Total	
Amy Vira		175	100.00%	175	100.00%
	Cast Votes:	175	100.00%	175	100.00%
	Undervotes:	126		126	
	Overvotes:	0		0	
	Unresolved write-in votes:	4		4	

Sheriff - 4-year term - vote for one

Choice	Party	Absentee Voting		Total	
Ronald J. Krebs		138	48.08%	138	48.08%
Eric Peter		149	51.92%	149	51.92%
	Cast Votes:	287	100.00%	287	100.00%
	Undervotes:	18		18	
	Overvotes:	0		0	
	Unresolved write-in votes:	0		0	

Treasurer - 4-year term - vote for one

Choice	Party	Absentee Voting		Total	
Rhonda Pederson		185	100.00%	185	100.00%
	Cast Votes:	185	100.00%	185	100.00%
	Undervotes:	119		119	
	Overvotes:	0		0	
	Unresolved write-in votes:	1		1	

State Supreme Court Justice Position 1 - 6-year term - vote for one

Choice	Party	Absentee Voting		Total	
Mary I. Yu		160	100.00%	160	100.00%
	Cast Votes:	160	100.00%	160	100.00%
	Undervotes:	144		144	
	Overvotes:	0		0	
	Unresolved write-in votes:	1		1	

Precinct Results Report

2022 General Election

Run Time 4:49 PM
Run Date 11/28/2022**San Juan County**

2022 General Election

11/8/2022

Page 78

Official Results**Registered Voters**

11458 of 14560 = 78.70%

Precincts Reporting

0 of 28 = 0.00%

17-A Turn Point

305 of 376 registered voters = 81.12%

State Supreme Court Justice Position 5 - 6-year term - vote for one

Choice	Party	Absentee Voting		Total	
Barbara Madsen		157	100.00%	157	100.00%
	Cast Votes:	157	100.00%	157	100.00%
	Undervotes:	147		147	
	Overvotes:	0		0	
	Unresolved write-in votes:	1		1	

State Supreme Court Justice Position 6

Choice	Party	Absentee Voting		Total	
G. Helen Whitener		158	100.00%	158	100.00%
	Cast Votes:	158	100.00%	158	100.00%
	Undervotes:	146		146	
	Overvotes:	0		0	
	Unresolved write-in votes:	1		1	

San Juan County District Court Judge - 4-year term - vote for one

Choice	Party	Absentee Voting		Total	
Carolyn M. Jewett		168	100.00%	168	100.00%
	Cast Votes:	168	100.00%	168	100.00%
	Undervotes:	136		136	
	Overvotes:	0		0	
	Unresolved write-in votes:	1		1	

Proposition No. 1 - Bonds to Build a New Library

Choice	Party	Absentee Voting		Total	
Approved		121	41.44%	121	41.44%
Rejected		171	58.56%	171	58.56%
	Cast Votes:	292	100.00%	292	100.00%
	Undervotes:	13		13	
	Overvotes:	0		0	
	Unresolved write-in votes:	0		0	

Precinct Results Report

2022 General Election

Run Time 4:49 PM
Run Date 11/28/2022**San Juan County**

2022 General Election

11/8/2022

Page 79

Official Results**Registered Voters**

11458 of 14560 = 78.70%

Precincts Reporting

0 of 28 = 0.00%

17-B Turn Point

6 of 7 registered voters = 85.71%

Advisory Vote No. 39

Choice	Party	Absentee Voting	Total
Repealed		0 0.00%	0 0.00%
Maintained		5 100.00%	5 100.00%
Cast Votes:		5 100.00%	5 100.00%
Undervotes:		1	1
Overvotes:		0	0
Unresolved write-in votes:		0	0

Advisory Vote No. 40

Choice	Party	Absentee Voting	Total
Repealed		2 33.33%	2 33.33%
Maintained		4 66.67%	4 66.67%
Cast Votes:		6 100.00%	6 100.00%
Undervotes:		0	0
Overvotes:		0	0
Unresolved write-in votes:		0	0

Charter Amendment Proposition No. 1

Choice	Party	Absentee Voting	Total
Approved		4 80.00%	4 80.00%
Rejected		1 20.00%	1 20.00%
Cast Votes:		5 100.00%	5 100.00%
Undervotes:		1	1
Overvotes:		0	0
Unresolved write-in votes:		0	0

Charter Amendment Proposition No. 2

Choice	Party	Absentee Voting	Total
Approved		5 100.00%	5 100.00%
Rejected		0 0.00%	0 0.00%
Cast Votes:		5 100.00%	5 100.00%
Undervotes:		1	1
Overvotes:		0	0
Unresolved write-in votes:		0	0

Precinct Results Report

2022 General Election

Run Time 4:49 PM
Run Date 11/28/2022**San Juan County**

2022 General Election

11/8/2022

Page 80

Official Results**Registered Voters**

11458 of 14560 = 78.70%

Precincts Reporting

0 of 28 = 0.00%

17-B Turn Point

6 of 7 registered voters = 85.71%

Charter Amendment Proposition No. 3

Choice	Party	Absentee Voting	Total
Approved		5 100.00%	5 100.00%
Rejected		0 0.00%	0 0.00%
Cast Votes:		5 100.00%	5 100.00%
Undervotes:		1	1
Overvotes:		0	0
Unresolved write-in votes:		0	0

Charter Amendment Proposition No. 4

Choice	Party	Absentee Voting	Total
Approved		0 0.00%	0 0.00%
Rejected		4 100.00%	4 100.00%
Cast Votes:		4 100.00%	4 100.00%
Undervotes:		2	2
Overvotes:		0	0
Unresolved write-in votes:		0	0

Proposition No. 1 - Road Fund Regular Property Tax Levy Lid Lift

Choice	Party	Absentee Voting	Total
Yes		6 100.00%	6 100.00%
No		0 0.00%	0 0.00%
Cast Votes:		6 100.00%	6 100.00%
Undervotes:		0	0
Overvotes:		0	0
Unresolved write-in votes:		0	0

U.S. Senator - 6-year term - vote for one

Choice	Party	Absentee Voting	Total
Patty Murray		6 100.00%	6 100.00%
Tiffany Smiley		0 0.00%	0 0.00%
Cast Votes:		6 100.00%	6 100.00%
Undervotes:		0	0
Overvotes:		0	0
Unresolved write-in votes:		0	0

Precinct Results Report

2022 General Election

Run Time 4:49 PM
Run Date 11/28/2022**San Juan County**

2022 General Election

11/8/2022

Page 81

Official ResultsRegistered Voters
11458 of 14560 = 78.70%Precincts Reporting
0 of 28 = 0.00%**17-B Turn Point**

6 of 7 registered voters = 85.71%

U.S. Representative - 2-year term - vote for one

Choice	Party	Absentee Voting	Total
Rick Larsen		6 100.00%	6 100.00%
Dan Matthews		0 0.00%	0 0.00%
Cast Votes:		6 100.00%	6 100.00%
Undervotes:		0	0
Overvotes:		0	0
Unresolved write-in votes:		0	0

Secretary of State - 2-year unexpired term - vote for one

Choice	Party	Absentee Voting	Total
Steve Hobbs		6 100.00%	6 100.00%
Julie Anderson		0 0.00%	0 0.00%
Cast Votes:		6 100.00%	6 100.00%
Undervotes:		0	0
Overvotes:		0	0
Unresolved write-in votes:		0	0

State Representative Position 1 - 2-year term - vote for one

Choice	Party	Absentee Voting	Total
Debra Lekanoff		6 100.00%	6 100.00%
Shannon Perkes		0 0.00%	0 0.00%
Cast Votes:		6 100.00%	6 100.00%
Undervotes:		0	0
Overvotes:		0	0
Unresolved write-in votes:		0	0

State Representative Position 2 - 2-year term - vote for one

Choice	Party	Absentee Voting	Total
Alex Ramel		4 80.00%	4 80.00%
Trevor Smith		1 20.00%	1 20.00%
Cast Votes:		5 100.00%	5 100.00%
Undervotes:		1	1
Overvotes:		0	0
Unresolved write-in votes:		0	0

Precinct Results Report

2022 General Election

Run Time 4:49 PM
Run Date 11/28/2022**San Juan County**

2022 General Election

11/8/2022

Page 82

Official Results**Registered Voters**

11458 of 14560 = 78.70%

Precincts Reporting

0 of 28 = 0.00%

17-B Turn Point

6 of 7 registered voters = 85.71%

Assessor - 4-year term - vote for one

Choice	Party	Absentee Voting	Total
John Kulseth		4 100.00%	4 100.00%
	Cast Votes:	4 100.00%	4 100.00%
	Undervotes:	2	2
	Overvotes:	0	0
	Unresolved write-in votes:	0	0

Auditor - 4-year term - vote for one

Choice	Party	Absentee Voting	Total
Natasha Warmenhoven		4 100.00%	4 100.00%
	Cast Votes:	4 100.00%	4 100.00%
	Undervotes:	2	2
	Overvotes:	0	0
	Unresolved write-in votes:	0	0

Clerk - 4-year term - vote for one

Choice	Party	Absentee Voting	Total
Lisa Henderson		4 100.00%	4 100.00%
	Cast Votes:	4 100.00%	4 100.00%
	Undervotes:	2	2
	Overvotes:	0	0
	Unresolved write-in votes:	0	0

County Council - District 3 - 4-year term - vote for one

Choice	Party	Absentee Voting	Total
Jane Fuller		4 100.00%	4 100.00%
	Cast Votes:	4 100.00%	4 100.00%
	Undervotes:	2	2
	Overvotes:	0	0
	Unresolved write-in votes:	0	0

Precinct Results Report

2022 General Election

Run Time 4:49 PM
Run Date 11/28/2022**San Juan County**

2022 General Election

11/8/2022

Page 83

Official Results**Registered Voters**

11458 of 14560 = 78.70%

Precincts Reporting

0 of 28 = 0.00%

17-B Turn Point

6 of 7 registered voters = 85.71%

Prosecuting Attorney - 4-year term - vote for one

Choice	Party	Absentee Voting	Total
Amy Vira		5 100.00%	5 100.00%
	Cast Votes:	5 100.00%	5 100.00%
	Undervotes:	1	1
	Overvotes:	0	0
	Unresolved write-in votes:	0	0

Sheriff - 4-year term - vote for one

Choice	Party	Absentee Voting	Total
Ronald J. Krebs		4 80.00%	4 80.00%
Eric Peter		1 20.00%	1 20.00%
	Cast Votes:	5 100.00%	5 100.00%
	Undervotes:	1	1
	Overvotes:	0	0
	Unresolved write-in votes:	0	0

Treasurer - 4-year term - vote for one

Choice	Party	Absentee Voting	Total
Rhonda Pederson		4 100.00%	4 100.00%
	Cast Votes:	4 100.00%	4 100.00%
	Undervotes:	2	2
	Overvotes:	0	0
	Unresolved write-in votes:	0	0

State Supreme Court Justice Position 1 - 6-year term - vote for one

Choice	Party	Absentee Voting	Total
Mary I. Yu		4 100.00%	4 100.00%
	Cast Votes:	4 100.00%	4 100.00%
	Undervotes:	2	2
	Overvotes:	0	0
	Unresolved write-in votes:	0	0

Precinct Results Report

2022 General Election

Run Time 4:49 PM
Run Date 11/28/2022

San Juan County

2022 General Election

11/8/2022
Page 84

Official Results

Registered Voters
11458 of 14560 = 78.70%
Precincts Reporting
0 of 28 = 0.00%

17-B Turn Point

6 of 7 registered voters = 85.71%

State Supreme Court Justice Position 5 - 6-year term - vote for one

Choice	Party	Absentee Voting	Total
Barbara Madsen		4 100.00%	4 100.00%
	Cast Votes:	4 100.00%	4 100.00%
	Undervotes:	2	2
	Overvotes:	0	0
	Unresolved write-in votes:	0	0

State Supreme Court Justice Position 6

Choice	Party	Absentee Voting	Total
G. Helen Whitener		4 100.00%	4 100.00%
	Cast Votes:	4 100.00%	4 100.00%
	Undervotes:	2	2
	Overvotes:	0	0
	Unresolved write-in votes:	0	0

San Juan County District Court Judge - 4-year term - vote for one

Choice	Party	Absentee Voting	Total
Carolyn M. Jewett		5 100.00%	5 100.00%
	Cast Votes:	5 100.00%	5 100.00%
	Undervotes:	1	1
	Overvotes:	0	0
	Unresolved write-in votes:	0	0

Precinct Results Report

2022 General Election

Run Time 4:49 PM
Run Date 11/28/2022**San Juan County**

2022 General Election

11/8/2022

Page 85

Official ResultsRegistered Voters
11458 of 14560 = 78.70%Precincts Reporting
0 of 28 = 0.00%**20 Waldron & Outer Is**

95 of 131 registered voters = 72.52%

Advisory Vote No. 39

Choice	Party	Absentee Voting		Total	
Repealed		22	23.91%	22	23.91%
Maintained		70	76.09%	70	76.09%
Cast Votes:		92	100.00%	92	100.00%
Undervotes:		3		3	
Overvotes:		0		0	
Unresolved write-in votes:		0		0	

Advisory Vote No. 40

Choice	Party	Absentee Voting		Total	
Repealed		25	28.74%	25	28.74%
Maintained		62	71.26%	62	71.26%
Cast Votes:		87	100.00%	87	100.00%
Undervotes:		8		8	
Overvotes:		0		0	
Unresolved write-in votes:		0		0	

Charter Amendment Proposition No. 1

Choice	Party	Absentee Voting		Total	
Approved		35	40.23%	35	40.23%
Rejected		52	59.77%	52	59.77%
Cast Votes:		87	100.00%	87	100.00%
Undervotes:		8		8	
Overvotes:		0		0	
Unresolved write-in votes:		0		0	

Charter Amendment Proposition No. 2

Choice	Party	Absentee Voting		Total	
Approved		41	54.67%	41	54.67%
Rejected		34	45.33%	34	45.33%
Cast Votes:		75	100.00%	75	100.00%
Undervotes:		20		20	
Overvotes:		0		0	
Unresolved write-in votes:		0		0	

Precinct Results Report

2022 General Election

Run Time 4:49 PM
Run Date 11/28/2022**San Juan County**

2022 General Election

11/8/2022

Page 86

Official ResultsRegistered Voters
11458 of 14560 = 78.70%Precincts Reporting
0 of 28 = 0.00%**20 Waldron & Outer Is**

95 of 131 registered voters = 72.52%

Charter Amendment Proposition No. 3

Choice	Party	Absentee Voting		Total	
Approved		45	52.94%	45	52.94%
Rejected		40	47.06%	40	47.06%
Cast Votes:		85	100.00%	85	100.00%
Undervotes:		10		10	
Overvotes:		0		0	
Unresolved write-in votes:		0		0	

Charter Amendment Proposition No. 4

Choice	Party	Absentee Voting		Total	
Approved		36	42.35%	36	42.35%
Rejected		49	57.65%	49	57.65%
Cast Votes:		85	100.00%	85	100.00%
Undervotes:		10		10	
Overvotes:		0		0	
Unresolved write-in votes:		0		0	

Proposition No. 1 - Road Fund Regular Property Tax Levy Lid Lift

Choice	Party	Absentee Voting		Total	
Yes		49	56.98%	49	56.98%
No		37	43.02%	37	43.02%
Cast Votes:		86	100.00%	86	100.00%
Undervotes:		9		9	
Overvotes:		0		0	
Unresolved write-in votes:		0		0	

U.S. Senator - 6-year term - vote for one

Choice	Party	Absentee Voting		Total	
Patty Murray		81	85.26%	81	85.26%
Tiffany Smiley		14	14.74%	14	14.74%
Cast Votes:		95	100.00%	95	100.00%
Undervotes:		0		0	
Overvotes:		0		0	
Unresolved write-in votes:		0		0	

Precinct Results Report

2022 General Election

Run Time 4:49 PM
Run Date 11/28/2022**San Juan County**

2022 General Election

11/8/2022

Page 87

Official Results**Registered Voters**

11458 of 14560 = 78.70%

Precincts Reporting

0 of 28 = 0.00%

20 Waldron & Outer Is

95 of 131 registered voters = 72.52%

U.S. Representative - 2-year term - vote for one

Choice	Party	Absentee Voting		Total	
Rick Larsen		81	86.17%	81	86.17%
Dan Matthews		13	13.83%	13	13.83%
Cast Votes:		94	100.00%	94	100.00%
Undervotes:		1		1	
Overvotes:		0		0	
Unresolved write-in votes:		0		0	

Secretary of State - 2-year unexpired term - vote for one

Choice	Party	Absentee Voting		Total	
Steve Hobbs		71	76.34%	71	76.34%
Julie Anderson		22	23.66%	22	23.66%
Cast Votes:		93	100.00%	93	100.00%
Undervotes:		2		2	
Overvotes:		0		0	
Unresolved write-in votes:		0		0	

State Representative Position 1 - 2-year term - vote for one

Choice	Party	Absentee Voting		Total	
Debra Lekanoff		79	84.04%	79	84.04%
Shannon Perkes		15	15.96%	15	15.96%
Cast Votes:		94	100.00%	94	100.00%
Undervotes:		1		1	
Overvotes:		0		0	
Unresolved write-in votes:		0		0	

State Representative Position 2 - 2-year term - vote for one

Choice	Party	Absentee Voting		Total	
Alex Ramel		76	92.68%	76	92.68%
Trevor Smith		6	7.32%	6	7.32%
Cast Votes:		82	100.00%	82	100.00%
Undervotes:		13		13	
Overvotes:		0		0	
Unresolved write-in votes:		0		0	

Precinct Results Report

2022 General Election

Run Time 4:49 PM
Run Date 11/28/2022**San Juan County**

2022 General Election

11/8/2022

Page 88

Official ResultsRegistered Voters
11458 of 14560 = 78.70%Precincts Reporting
0 of 28 = 0.00%**20 Waldron & Outer Is**

95 of 131 registered voters = 72.52%

Assessor - 4-year term - vote for one

Choice	Party	Absentee Voting	Total
John Kulseth		44 100.00%	44 100.00%
	Cast Votes:	44 100.00%	44 100.00%
	Undervotes:	50	50
	Overvotes:	0	0
	Unresolved write-in votes:	1	1

Auditor - 4-year term - vote for one

Choice	Party	Absentee Voting	Total
Natasha Warmenhoven		43 100.00%	43 100.00%
	Cast Votes:	43 100.00%	43 100.00%
	Undervotes:	52	52
	Overvotes:	0	0
	Unresolved write-in votes:	0	0

Clerk - 4-year term - vote for one

Choice	Party	Absentee Voting	Total
Lisa Henderson		44 100.00%	44 100.00%
	Cast Votes:	44 100.00%	44 100.00%
	Undervotes:	51	51
	Overvotes:	0	0
	Unresolved write-in votes:	0	0

County Council - District 3 - 4-year term - vote for one

Choice	Party	Absentee Voting	Total
Jane Fuller		48 100.00%	48 100.00%
	Cast Votes:	48 100.00%	48 100.00%
	Undervotes:	46	46
	Overvotes:	0	0
	Unresolved write-in votes:	1	1

Precinct Results Report

2022 General Election

Run Time 4:49 PM
Run Date 11/28/2022**San Juan County**

2022 General Election

11/8/2022

Page 89

Official Results**Registered Voters**
11458 of 14560 = 78.70%**Precincts Reporting**
0 of 28 = 0.00%**20 Waldron & Outer Is**

95 of 131 registered voters = 72.52%

Prosecuting Attorney - 4-year term - vote for one

Choice	Party	Absentee Voting		Total	
Amy Vira		58	100.00%	58	100.00%
	Cast Votes:	58	100.00%	58	100.00%
	Undervotes:	36		36	
	Overvotes:	0		0	
	Unresolved write-in votes:	1		1	

Sheriff - 4-year term - vote for one

Choice	Party	Absentee Voting		Total	
Ronald J. Krebs		56	71.79%	56	71.79%
Eric Peter		22	28.21%	22	28.21%
	Cast Votes:	78	100.00%	78	100.00%
	Undervotes:	17		17	
	Overvotes:	0		0	
	Unresolved write-in votes:	0		0	

Treasurer - 4-year term - vote for one

Choice	Party	Absentee Voting		Total	
Rhonda Pederson		44	100.00%	44	100.00%
	Cast Votes:	44	100.00%	44	100.00%
	Undervotes:	51		51	
	Overvotes:	0		0	
	Unresolved write-in votes:	0		0	

State Supreme Court Justice Position 1 - 6-year term - vote for one

Choice	Party	Absentee Voting		Total	
Mary I. Yu		51	100.00%	51	100.00%
	Cast Votes:	51	100.00%	51	100.00%
	Undervotes:	43		43	
	Overvotes:	0		0	
	Unresolved write-in votes:	1		1	

Precinct Results Report

2022 General Election

Run Time 4:49 PM
Run Date 11/28/2022

San Juan County

2022 General Election

11/8/2022

Page 90

Official Results

Registered Voters

11458 of 14560 = 78.70%

Precincts Reporting

0 of 28 = 0.00%

20 Waldron & Outer Is

95 of 131 registered voters = 72.52%

State Supreme Court Justice Position 5 - 6-year term - vote for one

Choice	Party	Absentee Voting		Total	
Barbara Madsen		49	100.00%	49	100.00%
	Cast Votes:	49	100.00%	49	100.00%
	Undervotes:	46		46	
	Overvotes:	0		0	
	Unresolved write-in votes:	0		0	

State Supreme Court Justice Position 6

Choice	Party	Absentee Voting		Total	
G. Helen Whitener		48	100.00%	48	100.00%
	Cast Votes:	48	100.00%	48	100.00%
	Undervotes:	47		47	
	Overvotes:	0		0	
	Unresolved write-in votes:	0		0	

San Juan County District Court Judge - 4-year term - vote for one

Choice	Party	Absentee Voting		Total	
Carolyn M. Jewett		47	100.00%	47	100.00%
	Cast Votes:	47	100.00%	47	100.00%
	Undervotes:	47		47	
	Overvotes:	0		0	
	Unresolved write-in votes:	1		1	

Precinct Results Report

2022 General Election

Run Time 4:49 PM
Run Date 11/28/2022**San Juan County**

2022 General Election

11/8/2022

Page 91

Official ResultsRegistered Voters
11458 of 14560 = 78.70%Precincts Reporting
0 of 28 = 0.00%**21 Orcas North**

406 of 527 registered voters = 77.04%

Advisory Vote No. 39

Choice	Party	Absentee Voting		Total	
Repealed		147	39.62%	147	39.62%
Maintained		224	60.38%	224	60.38%
Cast Votes:		371	100.00%	371	100.00%
Undervotes:		35		35	
Overvotes:		0		0	
Unresolved write-in votes:		0		0	

Advisory Vote No. 40

Choice	Party	Absentee Voting		Total	
Repealed		132	37.18%	132	37.18%
Maintained		223	62.82%	223	62.82%
Cast Votes:		355	100.00%	355	100.00%
Undervotes:		51		51	
Overvotes:		0		0	
Unresolved write-in votes:		0		0	

Charter Amendment Proposition No. 1

Choice	Party	Absentee Voting		Total	
Approved		186	48.31%	186	48.31%
Rejected		199	51.69%	199	51.69%
Cast Votes:		385	100.00%	385	100.00%
Undervotes:		21		21	
Overvotes:		0		0	
Unresolved write-in votes:		0		0	

Charter Amendment Proposition No. 2

Choice	Party	Absentee Voting		Total	
Approved		191	54.11%	191	54.11%
Rejected		162	45.89%	162	45.89%
Cast Votes:		353	100.00%	353	100.00%
Undervotes:		53		53	
Overvotes:		0		0	
Unresolved write-in votes:		0		0	

Precinct Results Report

2022 General Election

Run Time 4:49 PM
Run Date 11/28/2022**San Juan County**

2022 General Election

11/8/2022

Page 92

Official Results**Registered Voters**

11458 of 14560 = 78.70%

Precincts Reporting

0 of 28 = 0.00%

21 Orcas North

406 of 527 registered voters = 77.04%

Charter Amendment Proposition No. 3

Choice	Party	Absentee Voting		Total	
Approved		188	50.00%	188	50.00%
Rejected		188	50.00%	188	50.00%
Cast Votes:		376	100.00%	376	100.00%
Undervotes:		30		30	
Overvotes:		0		0	
Unresolved write-in votes:		0		0	

Charter Amendment Proposition No. 4

Choice	Party	Absentee Voting		Total	
Approved		143	38.54%	143	38.54%
Rejected		228	61.46%	228	61.46%
Cast Votes:		371	100.00%	371	100.00%
Undervotes:		35		35	
Overvotes:		0		0	
Unresolved write-in votes:		0		0	

Proposition No. 1 - Road Fund Regular Property Tax Levy Lid Lift

Choice	Party	Absentee Voting		Total	
Yes		176	45.24%	176	45.24%
No		213	54.76%	213	54.76%
Cast Votes:		389	100.00%	389	100.00%
Undervotes:		17		17	
Overvotes:		0		0	
Unresolved write-in votes:		0		0	

U.S. Senator - 6-year term - vote for one

Choice	Party	Absentee Voting		Total	
Patty Murray		299	75.31%	299	75.31%
Tiffany Smiley		98	24.69%	98	24.69%
Cast Votes:		397	100.00%	397	100.00%
Undervotes:		8		8	
Overvotes:		0		0	
Unresolved write-in votes:		1		1	

Precinct Results Report

2022 General Election

Run Time 4:49 PM
Run Date 11/28/2022**San Juan County**

2022 General Election

11/8/2022

Page 93

Official Results**Registered Voters**

11458 of 14560 = 78.70%

Precincts Reporting

0 of 28 = 0.00%

21 Orcas North

406 of 527 registered voters = 77.04%

U.S. Representative - 2-year term - vote for one

Choice	Party	Absentee Voting		Total	
Rick Larsen		298	76.02%	298	76.02%
Dan Matthews		94	23.98%	94	23.98%
Cast Votes:		392	100.00%	392	100.00%
Undervotes:		13		13	
Overvotes:		0		0	
Unresolved write-in votes:		1		1	

Secretary of State - 2-year unexpired term - vote for one

Choice	Party	Absentee Voting		Total	
Steve Hobbs		246	68.33%	246	68.33%
Julie Anderson		114	31.67%	114	31.67%
Cast Votes:		360	100.00%	360	100.00%
Undervotes:		21		21	
Overvotes:		0		0	
Unresolved write-in votes:		25		25	

State Representative Position 1 - 2-year term - vote for one

Choice	Party	Absentee Voting		Total	
Debra Lekanoff		306	78.06%	306	78.06%
Shannon Perkes		86	21.94%	86	21.94%
Cast Votes:		392	100.00%	392	100.00%
Undervotes:		13		13	
Overvotes:		0		0	
Unresolved write-in votes:		1		1	

State Representative Position 2 - 2-year term - vote for one

Choice	Party	Absentee Voting		Total	
Alex Ramel		266	77.78%	266	77.78%
Trevor Smith		76	22.22%	76	22.22%
Cast Votes:		342	100.00%	342	100.00%
Undervotes:		56		56	
Overvotes:		0		0	
Unresolved write-in votes:		8		8	

Precinct Results Report

2022 General Election

Run Time 4:49 PM
Run Date 11/28/2022**San Juan County**

2022 General Election

11/8/2022

Page 94

Official ResultsRegistered Voters
11458 of 14560 = 78.70%Precincts Reporting
0 of 28 = 0.00%**21 Orcas North**

406 of 527 registered voters = 77.04%

Assessor - 4-year term - vote for one

Choice	Party	Absentee Voting		Total	
John Kulseth		246	100.00%	246	100.00%
	Cast Votes:	246	100.00%	246	100.00%
	Undervotes:	154		154	
	Overvotes:	0		0	
	Unresolved write-in votes:	6		6	

Auditor - 4-year term - vote for one

Choice	Party	Absentee Voting		Total	
Natasha Warmenhoven		244	100.00%	244	100.00%
	Cast Votes:	244	100.00%	244	100.00%
	Undervotes:	155		155	
	Overvotes:	0		0	
	Unresolved write-in votes:	7		7	

Clerk - 4-year term - vote for one

Choice	Party	Absentee Voting		Total	
Lisa Henderson		239	100.00%	239	100.00%
	Cast Votes:	239	100.00%	239	100.00%
	Undervotes:	161		161	
	Overvotes:	0		0	
	Unresolved write-in votes:	6		6	

County Council - District 3 - 4-year term - vote for one

Choice	Party	Absentee Voting		Total	
Jane Fuller		238	100.00%	238	100.00%
	Cast Votes:	238	100.00%	238	100.00%
	Undervotes:	161		161	
	Overvotes:	0		0	
	Unresolved write-in votes:	7		7	

Precinct Results Report

2022 General Election

Run Time 4:49 PM
Run Date 11/28/2022

San Juan County

2022 General Election

11/8/2022
Page 95

Official Results

Registered Voters
11458 of 14560 = 78.70%
Precincts Reporting
0 of 28 = 0.00%

21 Orcas North

406 of 527 registered voters = 77.04%

Prosecuting Attorney - 4-year term - vote for one

Choice	Party	Absentee Voting		Total	
Amy Vira		257	100.00%	257	100.00%
	Cast Votes:	257	100.00%	257	100.00%
	Undervotes:	138		138	
	Overvotes:	0		0	
	Unresolved write-in votes:	11		11	

Sheriff - 4-year term - vote for one

Choice	Party	Absentee Voting		Total	
Ronald J. Krebs		166	44.15%	166	44.15%
Eric Peter		210	55.85%	210	55.85%
	Cast Votes:	376	100.00%	376	100.00%
	Undervotes:	28		28	
	Overvotes:	0		0	
	Unresolved write-in votes:	2		2	

Treasurer - 4-year term - vote for one

Choice	Party	Absentee Voting		Total	
Rhonda Pederson		246	100.00%	246	100.00%
	Cast Votes:	246	100.00%	246	100.00%
	Undervotes:	152		152	
	Overvotes:	0		0	
	Unresolved write-in votes:	8		8	

State Supreme Court Justice Position 1 - 6-year term - vote for one

Choice	Party	Absentee Voting		Total	
Mary I. Yu		236	100.00%	236	100.00%
	Cast Votes:	236	100.00%	236	100.00%
	Undervotes:	162		162	
	Overvotes:	0		0	
	Unresolved write-in votes:	8		8	

Precinct Results Report

2022 General Election

Run Time 4:49 PM
Run Date 11/28/2022**San Juan County**

2022 General Election

11/8/2022

Page 96

Official Results**Registered Voters**

11458 of 14560 = 78.70%

Precincts Reporting

0 of 28 = 0.00%

21 Orcas North

406 of 527 registered voters = 77.04%

State Supreme Court Justice Position 5 - 6-year term - vote for one

Choice	Party	Absentee Voting		Total	
Barbara Madsen		236	100.00%	236	100.00%
	Cast Votes:	236	100.00%	236	100.00%
	Undervotes:	161		161	
	Overvotes:	0		0	
	Unresolved write-in votes:	9		9	

State Supreme Court Justice Position 6

Choice	Party	Absentee Voting		Total	
G. Helen Whitener		237	100.00%	237	100.00%
	Cast Votes:	237	100.00%	237	100.00%
	Undervotes:	159		159	
	Overvotes:	0		0	
	Unresolved write-in votes:	10		10	

San Juan County District Court Judge - 4-year term - vote for one

Choice	Party	Absentee Voting		Total	
Carolyn M. Jewett		239	100.00%	239	100.00%
	Cast Votes:	239	100.00%	239	100.00%
	Undervotes:	157		157	
	Overvotes:	0		0	
	Unresolved write-in votes:	10		10	

Precinct Results Report

2022 General Election

Run Time 4:49 PM
Run Date 11/28/2022**San Juan County**

2022 General Election

11/8/2022

Page 97

Official Results**Registered Voters**
11458 of 14560 = 78.70%**Precincts Reporting**
0 of 28 = 0.00%**22 Orcas West**

491 of 629 registered voters = 78.06%

Advisory Vote No. 39

Choice	Party	Absentee Voting		Total	
Repealed		193	43.76%	193	43.76%
Maintained		248	56.24%	248	56.24%
Cast Votes:		441	100.00%	441	100.00%
Undervotes:		50		50	
Overvotes:		0		0	
Unresolved write-in votes:		0		0	

Advisory Vote No. 40

Choice	Party	Absentee Voting		Total	
Repealed		188	43.32%	188	43.32%
Maintained		246	56.68%	246	56.68%
Cast Votes:		434	100.00%	434	100.00%
Undervotes:		57		57	
Overvotes:		0		0	
Unresolved write-in votes:		0		0	

Charter Amendment Proposition No. 1

Choice	Party	Absentee Voting		Total	
Approved		189	41.00%	189	41.00%
Rejected		272	59.00%	272	59.00%
Cast Votes:		461	100.00%	461	100.00%
Undervotes:		30		30	
Overvotes:		0		0	
Unresolved write-in votes:		0		0	

Charter Amendment Proposition No. 2

Choice	Party	Absentee Voting		Total	
Approved		209	46.65%	209	46.65%
Rejected		239	53.35%	239	53.35%
Cast Votes:		448	100.00%	448	100.00%
Undervotes:		43		43	
Overvotes:		0		0	
Unresolved write-in votes:		0		0	

Precinct Results Report

2022 General Election

Run Time 4:49 PM
Run Date 11/28/2022**San Juan County**

2022 General Election

11/8/2022

Page 98

Official ResultsRegistered Voters
11458 of 14560 = 78.70%Precincts Reporting
0 of 28 = 0.00%**22 Orcas West**

491 of 629 registered voters = 78.06%

Charter Amendment Proposition No. 3

Choice	Party	Absentee Voting		Total	
Approved		206	44.21%	206	44.21%
Rejected		260	55.79%	260	55.79%
Cast Votes:		466	100.00%	466	100.00%
Undervotes:		25		25	
Overvotes:		0		0	
Unresolved write-in votes:		0		0	

Charter Amendment Proposition No. 4

Choice	Party	Absentee Voting		Total	
Approved		161	35.08%	161	35.08%
Rejected		298	64.92%	298	64.92%
Cast Votes:		459	100.00%	459	100.00%
Undervotes:		32		32	
Overvotes:		0		0	
Unresolved write-in votes:		0		0	

Proposition No. 1 - Road Fund Regular Property Tax Levy Lid Lift

Choice	Party	Absentee Voting		Total	
Yes		187	39.45%	187	39.45%
No		287	60.55%	287	60.55%
Cast Votes:		474	100.00%	474	100.00%
Undervotes:		17		17	
Overvotes:		0		0	
Unresolved write-in votes:		0		0	

U.S. Senator - 6-year term - vote for one

Choice	Party	Absentee Voting		Total	
Patty Murray		348	71.60%	348	71.60%
Tiffany Smiley		138	28.40%	138	28.40%
Cast Votes:		486	100.00%	486	100.00%
Undervotes:		3		3	
Overvotes:		0		0	
Unresolved write-in votes:		2		2	

Precinct Results Report

2022 General Election

Run Time 4:49 PM
Run Date 11/28/2022**San Juan County**

2022 General Election

11/8/2022

Page 99

Official ResultsRegistered Voters
11458 of 14560 = 78.70%Precincts Reporting
0 of 28 = 0.00%**22 Orcas West**

491 of 629 registered voters = 78.06%

U.S. Representative - 2-year term - vote for one

Choice	Party	Absentee Voting		Total	
Rick Larsen		353	72.78%	353	72.78%
Dan Matthews		132	27.22%	132	27.22%
Cast Votes:		485	100.00%	485	100.00%
Undervotes:		4		4	
Overvotes:		0		0	
Unresolved write-in votes:		2		2	

Secretary of State - 2-year unexpired term - vote for one

Choice	Party	Absentee Voting		Total	
Steve Hobbs		294	67.12%	294	67.12%
Julie Anderson		144	32.88%	144	32.88%
Cast Votes:		438	100.00%	438	100.00%
Undervotes:		15		15	
Overvotes:		0		0	
Unresolved write-in votes:		38		38	

State Representative Position 1 - 2-year term - vote for one

Choice	Party	Absentee Voting		Total	
Debra Lekanoff		358	74.74%	358	74.74%
Shannon Perkes		121	25.26%	121	25.26%
Cast Votes:		479	100.00%	479	100.00%
Undervotes:		11		11	
Overvotes:		0		0	
Unresolved write-in votes:		1		1	

State Representative Position 2 - 2-year term - vote for one

Choice	Party	Absentee Voting		Total	
Alex Ramel		306	76.69%	306	76.69%
Trevor Smith		93	23.31%	93	23.31%
Cast Votes:		399	100.00%	399	100.00%
Undervotes:		80		80	
Overvotes:		0		0	
Unresolved write-in votes:		12		12	

Precinct Results Report

2022 General Election

Run Time 4:49 PM
Run Date 11/28/2022**San Juan County**

2022 General Election

11/8/2022

Page 100

Official ResultsRegistered Voters
11458 of 14560 = 78.70%Precincts Reporting
0 of 28 = 0.00%**22 Orcas West**

491 of 629 registered voters = 78.06%

Assessor - 4-year term - vote for one

Choice	Party	Absentee Voting		Total	
John Kulseth		297	100.00%	297	100.00%
	Cast Votes:	297	100.00%	297	100.00%
	Undervotes:	189		189	
	Overvotes:	0		0	
	Unresolved write-in votes:	5		5	

Auditor - 4-year term - vote for one

Choice	Party	Absentee Voting		Total	
Natasha Warmenhoven		293	100.00%	293	100.00%
	Cast Votes:	293	100.00%	293	100.00%
	Undervotes:	194		194	
	Overvotes:	0		0	
	Unresolved write-in votes:	4		4	

Clerk - 4-year term - vote for one

Choice	Party	Absentee Voting		Total	
Lisa Henderson		296	100.00%	296	100.00%
	Cast Votes:	296	100.00%	296	100.00%
	Undervotes:	192		192	
	Overvotes:	0		0	
	Unresolved write-in votes:	3		3	

County Council - District 3 - 4-year term - vote for one

Choice	Party	Absentee Voting		Total	
Jane Fuller		291	100.00%	291	100.00%
	Cast Votes:	291	100.00%	291	100.00%
	Undervotes:	196		196	
	Overvotes:	0		0	
	Unresolved write-in votes:	4		4	

Precinct Results Report

2022 General Election

Run Time 4:49 PM
Run Date 11/28/2022**San Juan County**

2022 General Election

11/8/2022

Page 101

Official Results**Registered Voters**

11458 of 14560 = 78.70%

Precincts Reporting

0 of 28 = 0.00%

22 Orcas West

491 of 629 registered voters = 78.06%

Prosecuting Attorney - 4-year term - vote for one

Choice	Party	Absentee Voting		Total	
Amy Vira		302	100.00%	302	100.00%
	Cast Votes:	302	100.00%	302	100.00%
	Undervotes:	181		181	
	Overvotes:	0		0	
	Unresolved write-in votes:	8		8	

Sheriff - 4-year term - vote for one

Choice	Party	Absentee Voting		Total	
Ronald J. Krebs		212	47.53%	212	47.53%
Eric Peter		234	52.47%	234	52.47%
	Cast Votes:	446	100.00%	446	100.00%
	Undervotes:	45		45	
	Overvotes:	0		0	
	Unresolved write-in votes:	0		0	

Treasurer - 4-year term - vote for one

Choice	Party	Absentee Voting		Total	
Rhonda Pederson		298	100.00%	298	100.00%
	Cast Votes:	298	100.00%	298	100.00%
	Undervotes:	190		190	
	Overvotes:	0		0	
	Unresolved write-in votes:	3		3	

State Supreme Court Justice Position 1 - 6-year term - vote for one

Choice	Party	Absentee Voting		Total	
Mary I. Yu		293	100.00%	293	100.00%
	Cast Votes:	293	100.00%	293	100.00%
	Undervotes:	196		196	
	Overvotes:	0		0	
	Unresolved write-in votes:	2		2	

Precinct Results Report

2022 General Election

Run Time 4:49 PM
Run Date 11/28/2022**San Juan County**

2022 General Election

11/8/2022

Page 102

Official Results**Registered Voters**

11458 of 14560 = 78.70%

Precincts Reporting

0 of 28 = 0.00%

22 Orcas West

491 of 629 registered voters = 78.06%

State Supreme Court Justice Position 5 - 6-year term - vote for one

Choice	Party	Absentee Voting		Total	
Barbara Madsen		295	100.00%	295	100.00%
	Cast Votes:	295	100.00%	295	100.00%
	Undervotes:	195		195	
	Overvotes:	0		0	
	Unresolved write-in votes:	1		1	

State Supreme Court Justice Position 6

Choice	Party	Absentee Voting		Total	
G. Helen Whitener		292	100.00%	292	100.00%
	Cast Votes:	292	100.00%	292	100.00%
	Undervotes:	198		198	
	Overvotes:	0		0	
	Unresolved write-in votes:	1		1	

San Juan County District Court Judge - 4-year term - vote for one

Choice	Party	Absentee Voting		Total	
Carolyn M. Jewett		286	100.00%	286	100.00%
	Cast Votes:	286	100.00%	286	100.00%
	Undervotes:	201		201	
	Overvotes:	0		0	
	Unresolved write-in votes:	4		4	

Precinct Results Report

2022 General Election

Run Time 4:49 PM
Run Date 11/28/2022**San Juan County**

2022 General Election

11/8/2022

Page 103

Official Results**Registered Voters**

11458 of 14560 = 78.70%

Precincts Reporting

0 of 28 = 0.00%

23 Orcas Central

478 of 623 registered voters = 76.73%

Advisory Vote No. 39

Choice	Party	Absentee Voting		Total	
Repealed		191	43.91%	191	43.91%
Maintained		244	56.09%	244	56.09%
Cast Votes:		435	100.00%	435	100.00%
Undervotes:		43		43	
Overvotes:		0		0	
Unresolved write-in votes:		0		0	

Advisory Vote No. 40

Choice	Party	Absentee Voting		Total	
Repealed		176	40.93%	176	40.93%
Maintained		254	59.07%	254	59.07%
Cast Votes:		430	100.00%	430	100.00%
Undervotes:		48		48	
Overvotes:		0		0	
Unresolved write-in votes:		0		0	

Charter Amendment Proposition No. 1

Choice	Party	Absentee Voting		Total	
Approved		188	42.15%	188	42.15%
Rejected		258	57.85%	258	57.85%
Cast Votes:		446	100.00%	446	100.00%
Undervotes:		32		32	
Overvotes:		0		0	
Unresolved write-in votes:		0		0	

Charter Amendment Proposition No. 2

Choice	Party	Absentee Voting		Total	
Approved		216	49.77%	216	49.77%
Rejected		218	50.23%	218	50.23%
Cast Votes:		434	100.00%	434	100.00%
Undervotes:		44		44	
Overvotes:		0		0	
Unresolved write-in votes:		0		0	

Precinct Results Report

2022 General Election

Run Time 4:49 PM
Run Date 11/28/2022**San Juan County**

2022 General Election

11/8/2022

Page 104

Official ResultsRegistered Voters
11458 of 14560 = 78.70%Precincts Reporting
0 of 28 = 0.00%**23 Orcas Central**

478 of 623 registered voters = 76.73%

Charter Amendment Proposition No. 3

Choice	Party	Absentee Voting		Total	
Approved		215	48.53%	215	48.53%
Rejected		228	51.47%	228	51.47%
Cast Votes:		443	100.00%	443	100.00%
Undervotes:		35		35	
Overvotes:		0		0	
Unresolved write-in votes:		0		0	

Charter Amendment Proposition No. 4

Choice	Party	Absentee Voting		Total	
Approved		154	34.92%	154	34.92%
Rejected		287	65.08%	287	65.08%
Cast Votes:		441	100.00%	441	100.00%
Undervotes:		37		37	
Overvotes:		0		0	
Unresolved write-in votes:		0		0	

Proposition No. 1 - Road Fund Regular Property Tax Levy Lid Lift

Choice	Party	Absentee Voting		Total	
Yes		148	32.46%	148	32.46%
No		308	67.54%	308	67.54%
Cast Votes:		456	100.00%	456	100.00%
Undervotes:		22		22	
Overvotes:		0		0	
Unresolved write-in votes:		0		0	

U.S. Senator - 6-year term - vote for one

Choice	Party	Absentee Voting		Total	
Patty Murray		361	75.52%	361	75.52%
Tiffany Smiley		117	24.48%	117	24.48%
Cast Votes:		478	100.00%	478	100.00%
Undervotes:		0		0	
Overvotes:		0		0	
Unresolved write-in votes:		0		0	

Precinct Results Report

2022 General Election

Run Time 4:49 PM
Run Date 11/28/2022**San Juan County**

2022 General Election

11/8/2022

Page 105

Official ResultsRegistered Voters
11458 of 14560 = 78.70%Precincts Reporting
0 of 28 = 0.00%**23 Orcas Central**

478 of 623 registered voters = 76.73%

U.S. Representative - 2-year term - vote for one

Choice	Party	Absentee Voting		Total	
Rick Larsen		358	75.53%	358	75.53%
Dan Matthews		116	24.47%	116	24.47%
Cast Votes:		474	100.00%	474	100.00%
Undervotes:		3		3	
Overvotes:		0		0	
Unresolved write-in votes:		1		1	

Secretary of State - 2-year unexpired term - vote for one

Choice	Party	Absentee Voting		Total	
Steve Hobbs		303	69.98%	303	69.98%
Julie Anderson		130	30.02%	130	30.02%
Cast Votes:		433	100.00%	433	100.00%
Undervotes:		11		11	
Overvotes:		0		0	
Unresolved write-in votes:		34		34	

State Representative Position 1 - 2-year term - vote for one

Choice	Party	Absentee Voting		Total	
Debra Lekanoff		361	76.81%	361	76.81%
Shannon Perkes		109	23.19%	109	23.19%
Cast Votes:		470	100.00%	470	100.00%
Undervotes:		8		8	
Overvotes:		0		0	
Unresolved write-in votes:		0		0	

State Representative Position 2 - 2-year term - vote for one

Choice	Party	Absentee Voting		Total	
Alex Ramel		322	81.73%	322	81.73%
Trevor Smith		72	18.27%	72	18.27%
Cast Votes:		394	100.00%	394	100.00%
Undervotes:		77		77	
Overvotes:		0		0	
Unresolved write-in votes:		7		7	

Precinct Results Report

2022 General Election

Run Time 4:49 PM
Run Date 11/28/2022**San Juan County**

2022 General Election

11/8/2022

Page 106

Official ResultsRegistered Voters
11458 of 14560 = 78.70%Precincts Reporting
0 of 28 = 0.00%**23 Orcas Central**

478 of 623 registered voters = 76.73%

Assessor - 4-year term - vote for one

Choice	Party	Absentee Voting		Total	
John Kulseth		277	100.00%	277	100.00%
	Cast Votes:	277	100.00%	277	100.00%
	Undervotes:	198		198	
	Overvotes:	0		0	
	Unresolved write-in votes:	3		3	

Auditor - 4-year term - vote for one

Choice	Party	Absentee Voting		Total	
Natasha Warmenhoven		276	100.00%	276	100.00%
	Cast Votes:	276	100.00%	276	100.00%
	Undervotes:	200		200	
	Overvotes:	0		0	
	Unresolved write-in votes:	2		2	

Clerk - 4-year term - vote for one

Choice	Party	Absentee Voting		Total	
Lisa Henderson		276	100.00%	276	100.00%
	Cast Votes:	276	100.00%	276	100.00%
	Undervotes:	200		200	
	Overvotes:	0		0	
	Unresolved write-in votes:	2		2	

County Council - District 3 - 4-year term - vote for one

Choice	Party	Absentee Voting		Total	
Jane Fuller		271	100.00%	271	100.00%
	Cast Votes:	271	100.00%	271	100.00%
	Undervotes:	203		203	
	Overvotes:	0		0	
	Unresolved write-in votes:	4		4	

Precinct Results Report

2022 General Election

Run Time 4:49 PM
Run Date 11/28/2022**San Juan County**

2022 General Election

11/8/2022

Page 107

Official ResultsRegistered Voters
11458 of 14560 = 78.70%Precincts Reporting
0 of 28 = 0.00%**23 Orcas Central**

478 of 623 registered voters = 76.73%

Prosecuting Attorney - 4-year term - vote for one

Choice	Party	Absentee Voting		Total	
Amy Vira		301	100.00%	301	100.00%
Cast Votes:		301	100.00%	301	100.00%
Undervotes:		170		170	
Overvotes:		0		0	
Unresolved write-in votes:		7		7	

Sheriff - 4-year term - vote for one

Choice	Party	Absentee Voting		Total	
Ronald J. Krebs		214	49.20%	214	49.20%
Eric Peter		221	50.80%	221	50.80%
Cast Votes:		435	100.00%	435	100.00%
Undervotes:		41		41	
Overvotes:		0		0	
Unresolved write-in votes:		2		2	

Treasurer - 4-year term - vote for one

Choice	Party	Absentee Voting		Total	
Rhonda Pederson		281	100.00%	281	100.00%
Cast Votes:		281	100.00%	281	100.00%
Undervotes:		195		195	
Overvotes:		0		0	
Unresolved write-in votes:		2		2	

State Supreme Court Justice Position 1 - 6-year term - vote for one

Choice	Party	Absentee Voting		Total	
Mary I. Yu		265	100.00%	265	100.00%
Cast Votes:		265	100.00%	265	100.00%
Undervotes:		208		208	
Overvotes:		0		0	
Unresolved write-in votes:		5		5	

Precinct Results Report

2022 General Election

Run Time 4:49 PM
Run Date 11/28/2022**San Juan County**

2022 General Election

11/8/2022

Page 108

Official Results**Registered Voters**
11458 of 14560 = 78.70%**Precincts Reporting**
0 of 28 = 0.00%**23 Orcas Central**

478 of 623 registered voters = 76.73%

State Supreme Court Justice Position 5 - 6-year term - vote for one

Choice	Party	Absentee Voting		Total	
Barbara Madsen		267	100.00%	267	100.00%
	Cast Votes:	267	100.00%	267	100.00%
	Undervotes:	209		209	
	Overvotes:	0		0	
	Unresolved write-in votes:	2		2	

State Supreme Court Justice Position 6

Choice	Party	Absentee Voting		Total	
G. Helen Whitener		263	100.00%	263	100.00%
	Cast Votes:	263	100.00%	263	100.00%
	Undervotes:	213		213	
	Overvotes:	0		0	
	Unresolved write-in votes:	2		2	

San Juan County District Court Judge - 4-year term - vote for one

Choice	Party	Absentee Voting		Total	
Carolyn M. Jewett		267	100.00%	267	100.00%
	Cast Votes:	267	100.00%	267	100.00%
	Undervotes:	210		210	
	Overvotes:	0		0	
	Unresolved write-in votes:	1		1	

Precinct Results Report

2022 General Election

Run Time 4:49 PM
Run Date 11/28/2022

San Juan County

2022 General Election

11/8/2022
Page 109

Official Results

Registered Voters
11458 of 14560 = 78.70%
Precincts Reporting
0 of 28 = 0.00%

24 Orcas South

406 of 511 registered voters = 79.45%

Advisory Vote No. 39

Choice	Party	Absentee Voting		Total	
Repealed		137	37.33%	137	37.33%
Maintained		230	62.67%	230	62.67%
Cast Votes:		367	100.00%	367	100.00%
Undervotes:		39		39	
Overvotes:		0		0	
Unresolved write-in votes:		0		0	

Advisory Vote No. 40

Choice	Party	Absentee Voting		Total	
Repealed		115	31.86%	115	31.86%
Maintained		246	68.14%	246	68.14%
Cast Votes:		361	100.00%	361	100.00%
Undervotes:		45		45	
Overvotes:		0		0	
Unresolved write-in votes:		0		0	

Charter Amendment Proposition No. 1

Choice	Party	Absentee Voting		Total	
Approved		164	43.04%	164	43.04%
Rejected		217	56.96%	217	56.96%
Cast Votes:		381	100.00%	381	100.00%
Undervotes:		25		25	
Overvotes:		0		0	
Unresolved write-in votes:		0		0	

Charter Amendment Proposition No. 2

Choice	Party	Absentee Voting		Total	
Approved		191	53.80%	191	53.80%
Rejected		164	46.20%	164	46.20%
Cast Votes:		355	100.00%	355	100.00%
Undervotes:		51		51	
Overvotes:		0		0	
Unresolved write-in votes:		0		0	

Precinct Results Report

2022 General Election

Run Time 4:49 PM
Run Date 11/28/2022**San Juan County**

2022 General Election

11/8/2022

Page 110

Official Results**Registered Voters**
11458 of 14560 = 78.70%**Precincts Reporting**
0 of 28 = 0.00%**24 Orcas South**

406 of 511 registered voters = 79.45%

Charter Amendment Proposition No. 3

Choice	Party	Absentee Voting		Total	
Approved		183	48.28%	183	48.28%
Rejected		196	51.72%	196	51.72%
Cast Votes:		379	100.00%	379	100.00%
Undervotes:		27		27	
Overvotes:		0		0	
Unresolved write-in votes:		0		0	

Charter Amendment Proposition No. 4

Choice	Party	Absentee Voting		Total	
Approved		134	35.73%	134	35.73%
Rejected		241	64.27%	241	64.27%
Cast Votes:		375	100.00%	375	100.00%
Undervotes:		31		31	
Overvotes:		0		0	
Unresolved write-in votes:		0		0	

Proposition No. 1 - Road Fund Regular Property Tax Levy Lid Lift

Choice	Party	Absentee Voting		Total	
Yes		165	41.98%	165	41.98%
No		228	58.02%	228	58.02%
Cast Votes:		393	100.00%	393	100.00%
Undervotes:		13		13	
Overvotes:		0		0	
Unresolved write-in votes:		0		0	

U.S. Senator - 6-year term - vote for one

Choice	Party	Absentee Voting		Total	
Patty Murray		321	79.85%	321	79.85%
Tiffany Smiley		81	20.15%	81	20.15%
Cast Votes:		402	100.00%	402	100.00%
Undervotes:		4		4	
Overvotes:		0		0	
Unresolved write-in votes:		0		0	

Precinct Results Report

2022 General Election

Run Time 4:49 PM
Run Date 11/28/2022**San Juan County**

2022 General Election

11/8/2022

Page 111

Official Results**Registered Voters**

11458 of 14560 = 78.70%

Precincts Reporting

0 of 28 = 0.00%

24 Orcas South

406 of 511 registered voters = 79.45%

U.S. Representative - 2-year term - vote for one

Choice	Party	Absentee Voting		Total	
Rick Larsen		320	79.60%	320	79.60%
Dan Matthews		82	20.40%	82	20.40%
Cast Votes:		402	100.00%	402	100.00%
Undervotes:		4		4	
Overvotes:		0		0	
Unresolved write-in votes:		0		0	

Secretary of State - 2-year unexpired term - vote for one

Choice	Party	Absentee Voting		Total	
Steve Hobbs		275	74.12%	275	74.12%
Julie Anderson		96	25.88%	96	25.88%
Cast Votes:		371	100.00%	371	100.00%
Undervotes:		14		14	
Overvotes:		0		0	
Unresolved write-in votes:		21		21	

State Representative Position 1 - 2-year term - vote for one

Choice	Party	Absentee Voting		Total	
Debra Lekanoff		326	82.32%	326	82.32%
Shannon Perkes		70	17.68%	70	17.68%
Cast Votes:		396	100.00%	396	100.00%
Undervotes:		10		10	
Overvotes:		0		0	
Unresolved write-in votes:		0		0	

State Representative Position 2 - 2-year term - vote for one

Choice	Party	Absentee Voting		Total	
Alex Ramel		301	83.84%	301	83.84%
Trevor Smith		58	16.16%	58	16.16%
Cast Votes:		359	100.00%	359	100.00%
Undervotes:		41		41	
Overvotes:		1		1	
Unresolved write-in votes:		5		5	

Precinct Results Report

2022 General Election

Run Time 4:49 PM
Run Date 11/28/2022**San Juan County**

2022 General Election

11/8/2022

Page 112

Official ResultsRegistered Voters
11458 of 14560 = 78.70%Precincts Reporting
0 of 28 = 0.00%**24 Orcas South**

406 of 511 registered voters = 79.45%

Assessor - 4-year term - vote for one

Choice	Party	Absentee Voting		Total	
John Kulseth		249	100.00%	249	100.00%
	Cast Votes:	249	100.00%	249	100.00%
	Undervotes:	156		156	
	Overvotes:	0		0	
	Unresolved write-in votes:	1		1	

Auditor - 4-year term - vote for one

Choice	Party	Absentee Voting		Total	
Natasha Warmenhoven		252	100.00%	252	100.00%
	Cast Votes:	252	100.00%	252	100.00%
	Undervotes:	154		154	
	Overvotes:	0		0	
	Unresolved write-in votes:	0		0	

Clerk - 4-year term - vote for one

Choice	Party	Absentee Voting		Total	
Lisa Henderson		250	100.00%	250	100.00%
	Cast Votes:	250	100.00%	250	100.00%
	Undervotes:	156		156	
	Overvotes:	0		0	
	Unresolved write-in votes:	0		0	

County Council - District 3 - 4-year term - vote for one

Choice	Party	Absentee Voting		Total	
Jane Fuller		253	100.00%	253	100.00%
	Cast Votes:	253	100.00%	253	100.00%
	Undervotes:	151		151	
	Overvotes:	0		0	
	Unresolved write-in votes:	2		2	

Precinct Results Report

2022 General Election

Run Time 4:49 PM
Run Date 11/28/2022**San Juan County**

2022 General Election

11/8/2022

Page 113

Official ResultsRegistered Voters
11458 of 14560 = 78.70%Precincts Reporting
0 of 28 = 0.00%**24 Orcas South**

406 of 511 registered voters = 79.45%

Prosecuting Attorney - 4-year term - vote for one

Choice	Party	Absentee Voting		Total	
Amy Vira		270	100.00%	270	100.00%
	Cast Votes:	270	100.00%	270	100.00%
	Undervotes:	133		133	
	Overvotes:	0		0	
	Unresolved write-in votes:	3		3	

Sheriff - 4-year term - vote for one

Choice	Party	Absentee Voting		Total	
Ronald J. Krebs		189	52.21%	189	52.21%
Eric Peter		173	47.79%	173	47.79%
	Cast Votes:	362	100.00%	362	100.00%
	Undervotes:	44		44	
	Overvotes:	0		0	
	Unresolved write-in votes:	0		0	

Treasurer - 4-year term - vote for one

Choice	Party	Absentee Voting		Total	
Rhonda Pederson		253	100.00%	253	100.00%
	Cast Votes:	253	100.00%	253	100.00%
	Undervotes:	153		153	
	Overvotes:	0		0	
	Unresolved write-in votes:	0		0	

State Supreme Court Justice Position 1 - 6-year term - vote for one

Choice	Party	Absentee Voting		Total	
Mary I. Yu		254	100.00%	254	100.00%
	Cast Votes:	254	100.00%	254	100.00%
	Undervotes:	151		151	
	Overvotes:	0		0	
	Unresolved write-in votes:	1		1	

Precinct Results Report

2022 General Election

Run Time 4:49 PM
Run Date 11/28/2022**San Juan County**

2022 General Election

11/8/2022

Page 114

Official Results**Registered Voters**

11453 of 14560 = 78.70%

Precincts Reporting

0 of 28 = 0.00%

24 Orcas South

406 of 511 registered voters = 79.45%

State Supreme Court Justice Position 5 - 6-year term - vote for one

Choice	Party	Absentee Voting		Total	
Barbara Madsen		252	100.00%	252	100.00%
	Cast Votes:	252	100.00%	252	100.00%
	Undervotes:	154		154	
	Overvotes:	0		0	
	Unresolved write-in votes:	0		0	

State Supreme Court Justice Position 6

Choice	Party	Absentee Voting		Total	
G. Helen Whitener		249	100.00%	249	100.00%
	Cast Votes:	249	100.00%	249	100.00%
	Undervotes:	157		157	
	Overvotes:	0		0	
	Unresolved write-in votes:	0		0	

San Juan County District Court Judge - 4-year term - vote for one

Choice	Party	Absentee Voting		Total	
Carolyn M. Jewett		247	100.00%	247	100.00%
	Cast Votes:	247	100.00%	247	100.00%
	Undervotes:	158		158	
	Overvotes:	0		0	
	Unresolved write-in votes:	1		1	

Precinct Results Report

2022 General Election

Run Time 4:49 PM
Run Date 11/28/2022**San Juan County**

2022 General Election

11/8/2022

Page 115

Official ResultsRegistered Voters
11458 of 14560 = 78.70%Precincts Reporting
0 of 28 = 0.00%**25 Eastsound North**

554 of 796 registered voters = 69.60%

Advisory Vote No. 39

Choice	Party	Absentee Voting		Total	
Repealed		215	43.88%	215	43.88%
Maintained		275	56.12%	275	56.12%
Cast Votes:		490	100.00%	490	100.00%
Undervotes:		64		64	
Overvotes:		0		0	
Unresolved write-in votes:		0		0	

Advisory Vote No. 40

Choice	Party	Absentee Voting		Total	
Repealed		167	35.01%	167	35.01%
Maintained		310	64.99%	310	64.99%
Cast Votes:		477	100.00%	477	100.00%
Undervotes:		77		77	
Overvotes:		0		0	
Unresolved write-in votes:		0		0	

Charter Amendment Proposition No. 1

Choice	Party	Absentee Voting		Total	
Approved		249	48.54%	249	48.54%
Rejected		264	51.46%	264	51.46%
Cast Votes:		513	100.00%	513	100.00%
Undervotes:		41		41	
Overvotes:		0		0	
Unresolved write-in votes:		0		0	

Charter Amendment Proposition No. 2

Choice	Party	Absentee Voting		Total	
Approved		254	53.36%	254	53.36%
Rejected		222	46.64%	222	46.64%
Cast Votes:		476	100.00%	476	100.00%
Undervotes:		78		78	
Overvotes:		0		0	
Unresolved write-in votes:		0		0	

Precinct Results Report

2022 General Election

Run Time 4:49 PM
Run Date 11/28/2022**San Juan County**

2022 General Election

11/8/2022

Page 116

Official Results**Registered Voters**

11458 of 14560 = 78.70%

Precincts Reporting

0 of 28 = 0.00%

25 Eastsound North

554 of 796 registered voters = 69.60%

Charter Amendment Proposition No. 3

Choice	Party	Absentee Voting		Total	
Approved		264	52.28%	264	52.28%
Rejected		241	47.72%	241	47.72%
Cast Votes:		505	100.00%	505	100.00%
Undervotes:		49		49	
Overvotes:		0		0	
Unresolved write-in votes:		0		0	

Charter Amendment Proposition No. 4

Choice	Party	Absentee Voting		Total	
Approved		192	38.79%	192	38.79%
Rejected		303	61.21%	303	61.21%
Cast Votes:		495	100.00%	495	100.00%
Undervotes:		59		59	
Overvotes:		0		0	
Unresolved write-in votes:		0		0	

Proposition No. 1 - Road Fund Regular Property Tax Levy Lid Lift

Choice	Party	Absentee Voting		Total	
Yes		238	45.59%	238	45.59%
No		284	54.41%	284	54.41%
Cast Votes:		522	100.00%	522	100.00%
Undervotes:		32		32	
Overvotes:		0		0	
Unresolved write-in votes:		0		0	

U.S. Senator - 6-year term - vote for one

Choice	Party	Absentee Voting		Total	
Patty Murray		411	74.86%	411	74.86%
Tiffany Smiley		138	25.14%	138	25.14%
Cast Votes:		549	100.00%	549	100.00%
Undervotes:		3		3	
Overvotes:		0		0	
Unresolved write-in votes:		2		2	

Precinct Results Report

2022 General Election

Run Time 4:49 PM
Run Date 11/28/2022**San Juan County**

2022 General Election

11/8/2022

Page 117

Official Results**Registered Voters**

11458 of 14560 = 78.70%

Precincts Reporting

0 of 28 = 0.00%

25 Eastsound North

554 of 796 registered voters = 69.60%

U.S. Representative - 2-year term - vote for one

Choice	Party	Absentee Voting		Total	
Rick Larsen		416	76.75%	416	76.75%
Dan Matthews		126	23.25%	126	23.25%
Cast Votes:		542	100.00%	542	100.00%
Undervotes:		10		10	
Overvotes:		0		0	
Unresolved write-in votes:		2		2	

Secretary of State - 2-year unexpired term - vote for one

Choice	Party	Absentee Voting		Total	
Steve Hobbs		339	66.86%	339	66.86%
Julie Anderson		168	33.14%	168	33.14%
Cast Votes:		507	100.00%	507	100.00%
Undervotes:		27		27	
Overvotes:		0		0	
Unresolved write-in votes:		20		20	

State Representative Position 1 - 2-year term - vote for one

Choice	Party	Absentee Voting		Total	
Debra Lekanoff		418	77.41%	418	77.41%
Shannon Perkes		122	22.59%	122	22.59%
Cast Votes:		540	100.00%	540	100.00%
Undervotes:		13		13	
Overvotes:		0		0	
Unresolved write-in votes:		1		1	

State Representative Position 2 - 2-year term - vote for one

Choice	Party	Absentee Voting		Total	
Alex Ramel		365	76.20%	365	76.20%
Trevor Smith		114	23.80%	114	23.80%
Cast Votes:		479	100.00%	479	100.00%
Undervotes:		69		69	
Overvotes:		0		0	
Unresolved write-in votes:		6		6	

Precinct Results Report

2022 General Election

Run Time 4:49 PM
Run Date 11/28/2022**San Juan County**

2022 General Election

11/8/2022

Page 118

Official Results**Registered Voters**

11458 of 14560 = 78.70%

Precincts Reporting

0 of 28 = 0.00%

25 Eastsound North

554 of 796 registered voters = 69.60%

Assessor - 4-year term - vote for one

Choice	Party	Absentee Voting		Total	
John Kulseth		345	100.00%	345	100.00%
	Cast Votes:	345	100.00%	345	100.00%
	Undervotes:	205		205	
	Overvotes:	0		0	
	Unresolved write-in votes:	4		4	

Auditor - 4-year term - vote for one

Choice	Party	Absentee Voting		Total	
Natasha Warmenhoven		342	100.00%	342	100.00%
	Cast Votes:	342	100.00%	342	100.00%
	Undervotes:	210		210	
	Overvotes:	0		0	
	Unresolved write-in votes:	2		2	

Clerk - 4-year term - vote for one

Choice	Party	Absentee Voting		Total	
Lisa Henderson		341	100.00%	341	100.00%
	Cast Votes:	341	100.00%	341	100.00%
	Undervotes:	210		210	
	Overvotes:	0		0	
	Unresolved write-in votes:	3		3	

County Council - District 3 - 4-year term - vote for one

Choice	Party	Absentee Voting		Total	
Jane Fuller		334	100.00%	334	100.00%
	Cast Votes:	334	100.00%	334	100.00%
	Undervotes:	213		213	
	Overvotes:	0		0	
	Unresolved write-in votes:	7		7	

Precinct Results Report

2022 General Election

Run Time 4:49 PM
Run Date 11/28/2022**San Juan County**

2022 General Election

11/8/2022

Page 119

Official Results**Registered Voters**
11458 of 14560 = 78.70%**Precincts Reporting**
0 of 28 = 0.00%**25 Eastsound North**

554 of 796 registered voters = 69.60%

Prosecuting Attorney - 4-year term - vote for one

Choice	Party	Absentee Voting		Total	
Amy Vira		369	100.00%	369	100.00%
	Cast Votes:	369	100.00%	369	100.00%
	Undervotes:	178		178	
	Overvotes:	0		0	
	Unresolved write-in votes:	7		7	

Sheriff - 4-year term - vote for one

Choice	Party	Absentee Voting		Total	
Ronald J. Krebs		230	45.28%	230	45.28%
Eric Peter		278	54.72%	278	54.72%
	Cast Votes:	508	100.00%	508	100.00%
	Undervotes:	46		46	
	Overvotes:	0		0	
	Unresolved write-in votes:	0		0	

Treasurer - 4-year term - vote for one

Choice	Party	Absentee Voting		Total	
Rhonda Pederson		340	100.00%	340	100.00%
	Cast Votes:	340	100.00%	340	100.00%
	Undervotes:	211		211	
	Overvotes:	0		0	
	Unresolved write-in votes:	3		3	

State Supreme Court Justice Position 1 - 6-year term - vote for one

Choice	Party	Absentee Voting		Total	
Mary I. Yu		347	100.00%	347	100.00%
	Cast Votes:	347	100.00%	347	100.00%
	Undervotes:	203		203	
	Overvotes:	0		0	
	Unresolved write-in votes:	4		4	

Precinct Results Report

2022 General Election

Run Time 4:49 PM

Run Date 11/28/2022

San Juan County

2022 General Election

11/8/2022

Page 120

Official Results**Registered Voters**

11458 of 14560 = 78.70%

Precincts Reporting

0 of 28 = 0.00%

25 Eastsound North

554 of 796 registered voters = 69.60%

State Supreme Court Justice Position 5 - 6-year term - vote for one

Choice	Party	Absentee Voting		Total	
Barbara Madsen		343	100.00%	343	100.00%
	Cast Votes:	343	100.00%	343	100.00%
	Undervotes:	208		208	
	Overvotes:	0		0	
	Unresolved write-in votes:	3		3	

State Supreme Court Justice Position 6

Choice	Party	Absentee Voting		Total	
G. Helen Whitener		347	100.00%	347	100.00%
	Cast Votes:	347	100.00%	347	100.00%
	Undervotes:	204		204	
	Overvotes:	0		0	
	Unresolved write-in votes:	3		3	

San Juan County District Court Judge - 4-year term - vote for one

Choice	Party	Absentee Voting		Total	
Carolyn M. Jewett		334	100.00%	334	100.00%
	Cast Votes:	334	100.00%	334	100.00%
	Undervotes:	214		214	
	Overvotes:	0		0	
	Unresolved write-in votes:	6		6	

Precinct Results Report

2022 General Election

Run Time 4:49 PM
Run Date 11/28/2022**San Juan County**

2022 General Election

11/8/2022

Page 121

Official ResultsRegistered Voters
11458 of 14560 = 78.70%Precincts Reporting
0 of 28 = 0.00%**26 Eastsound**

449 of 568 registered voters = 79.05%

Advisory Vote No. 39

Choice	Party	Absentee Voting		Total	
Repealed		164	38.68%	164	38.68%
Maintained		260	61.32%	260	61.32%
Cast Votes:		424	100.00%	424	100.00%
Undervotes:		25		25	
Overvotes:		0		0	
Unresolved write-in votes:		0		0	

Advisory Vote No. 40

Choice	Party	Absentee Voting		Total	
Repealed		140	33.73%	140	33.73%
Maintained		275	66.27%	275	66.27%
Cast Votes:		415	100.00%	415	100.00%
Undervotes:		34		34	
Overvotes:		0		0	
Unresolved write-in votes:		0		0	

Charter Amendment Proposition No. 1

Choice	Party	Absentee Voting		Total	
Approved		180	42.35%	180	42.35%
Rejected		245	57.65%	245	57.65%
Cast Votes:		425	100.00%	425	100.00%
Undervotes:		24		24	
Overvotes:		0		0	
Unresolved write-in votes:		0		0	

Charter Amendment Proposition No. 2

Choice	Party	Absentee Voting		Total	
Approved		228	55.47%	228	55.47%
Rejected		183	44.53%	183	44.53%
Cast Votes:		411	100.00%	411	100.00%
Undervotes:		38		38	
Overvotes:		0		0	
Unresolved write-in votes:		0		0	

Precinct Results Report

2022 General Election

Run Time 4:49 PM
Run Date 11/28/2022**San Juan County**

2022 General Election

11/8/2022

Page 122

Official Results**Registered Voters**

11458 of 14560 = 78.70%

Precincts Reporting

0 of 28 = 0.00%

26 Eastsound

449 of 568 registered voters = 79.05%

Charter Amendment Proposition No. 3

Choice	Party	Absentee Voting		Total	
Approved		221	51.40%	221	51.40%
Rejected		209	48.60%	209	48.60%
	Cast Votes:	430	100.00%	430	100.00%
	Undervotes:	19		19	
	Overvotes:	0		0	
	Unresolved write-in votes:	0		0	

Charter Amendment Proposition No. 4

Choice	Party	Absentee Voting		Total	
Approved		169	39.58%	169	39.58%
Rejected		258	60.42%	258	60.42%
	Cast Votes:	427	100.00%	427	100.00%
	Undervotes:	22		22	
	Overvotes:	0		0	
	Unresolved write-in votes:	0		0	

Proposition No. 1 - Road Fund Regular Property Tax Levy Lid Lift

Choice	Party	Absentee Voting		Total	
Yes		180	41.19%	180	41.19%
No		257	58.81%	257	58.81%
	Cast Votes:	437	100.00%	437	100.00%
	Undervotes:	12		12	
	Overvotes:	0		0	
	Unresolved write-in votes:	0		0	

U.S. Senator - 6-year term - vote for one

Choice	Party	Absentee Voting		Total	
Patty Murray		348	77.85%	348	77.85%
Tiffany Smiley		99	22.15%	99	22.15%
	Cast Votes:	447	100.00%	447	100.00%
	Undervotes:	2		2	
	Overvotes:	0		0	
	Unresolved write-in votes:	0		0	

Precinct Results Report

2022 General Election

Run Time 4:49 PM
Run Date 11/28/2022**San Juan County**

2022 General Election

11/8/2022

Page 123

Official Results**Registered Voters**
11458 of 14560 = 78.70%**Precincts Reporting**
0 of 28 = 0.00%**26 Eastsound**

449 of 568 registered voters = 79.05%

U.S. Representative - 2-year term - vote for one

Choice	Party	Absentee Voting		Total	
Rick Larsen		347	78.51%	347	78.51%
Dan Matthews		95	21.49%	95	21.49%
Cast Votes:		442	100.00%	442	100.00%
Undervotes:		7		7	
Overvotes:		0		0	
Unresolved write-in votes:		0		0	

Secretary of State - 2-year unexpired term - vote for one

Choice	Party	Absentee Voting		Total	
Steve Hobbs		298	72.86%	298	72.86%
Julie Anderson		111	27.14%	111	27.14%
Cast Votes:		409	100.00%	409	100.00%
Undervotes:		12		12	
Overvotes:		0		0	
Unresolved write-in votes:		28		28	

State Representative Position 1 - 2-year term - vote for one

Choice	Party	Absentee Voting		Total	
Debra Lekanoff		345	78.59%	345	78.59%
Shannon Perkes		94	21.41%	94	21.41%
Cast Votes:		439	100.00%	439	100.00%
Undervotes:		10		10	
Overvotes:		0		0	
Unresolved write-in votes:		0		0	

State Representative Position 2 - 2-year term - vote for one

Choice	Party	Absentee Voting		Total	
Alex Ramel		321	82.73%	321	82.73%
Trevor Smith		67	17.27%	67	17.27%
Cast Votes:		388	100.00%	388	100.00%
Undervotes:		58		58	
Overvotes:		1		1	
Unresolved write-in votes:		2		2	

Precinct Results Report

2022 General Election

Run Time 4:49 PM
Run Date 11/28/2022**San Juan County**

2022 General Election

11/8/2022

Page 124

Official ResultsRegistered Voters
11458 of 14560 = 78.70%Precincts Reporting
0 of 28 = 0.00%**26 Eastsound**

449 of 568 registered voters = 79.05%

Assessor - 4-year term - vote for one

Choice	Party	Absentee Voting	Total
John Kulseth		279 100.00%	279 100.00%
	Cast Votes:	279 100.00%	279 100.00%
	Undervotes:	167	167
	Overvotes:	0	0
	Unresolved write-in votes:	3	3

Auditor - 4-year term - vote for one

Choice	Party	Absentee Voting	Total
Natasha Warmenhoven		284 100.00%	284 100.00%
	Cast Votes:	284 100.00%	284 100.00%
	Undervotes:	165	165
	Overvotes:	0	0
	Unresolved write-in votes:	0	0

Clerk - 4-year term - vote for one

Choice	Party	Absentee Voting	Total
Lisa Henderson		284 100.00%	284 100.00%
	Cast Votes:	284 100.00%	284 100.00%
	Undervotes:	165	165
	Overvotes:	0	0
	Unresolved write-in votes:	0	0

County Council - District 3 - 4-year term - vote for one

Choice	Party	Absentee Voting	Total
Jane Fuller		286 100.00%	286 100.00%
	Cast Votes:	286 100.00%	286 100.00%
	Undervotes:	160	160
	Overvotes:	0	0
	Unresolved write-in votes:	3	3

Precinct Results Report

2022 General Election

Run Time 4:49 PM
Run Date 11/28/2022**San Juan County**

2022 General Election

11/8/2022

Page 125

Official Results**Registered Voters**
11458 of 14560 = 78.70%**Precincts Reporting**
0 of 28 = 0.00%**26 Eastsound**

449 of 568 registered voters = 79.05%

Prosecuting Attorney - 4-year term - vote for one

Choice	Party	Absentee Voting		Total	
Amy Vira		303	100.00%	303	100.00%
	Cast Votes:	303	100.00%	303	100.00%
	Undervotes:	143		143	
	Overvotes:	0		0	
	Unresolved write-in votes:	3		3	

Sheriff - 4-year term - vote for one

Choice	Party	Absentee Voting		Total	
Ronald J. Krebs		205	48.81%	205	48.81%
Eric Peter		215	51.19%	215	51.19%
	Cast Votes:	420	100.00%	420	100.00%
	Undervotes:	27		27	
	Overvotes:	1		1	
	Unresolved write-in votes:	1		1	

Treasurer - 4-year term - vote for one

Choice	Party	Absentee Voting		Total	
Rhonda Pederson		282	100.00%	282	100.00%
	Cast Votes:	282	100.00%	282	100.00%
	Undervotes:	166		166	
	Overvotes:	0		0	
	Unresolved write-in votes:	1		1	

State Supreme Court Justice Position 1 - 6-year term - vote for one

Choice	Party	Absentee Voting		Total	
Mary I. Yu		287	100.00%	287	100.00%
	Cast Votes:	287	100.00%	287	100.00%
	Undervotes:	160		160	
	Overvotes:	0		0	
	Unresolved write-in votes:	2		2	

Precinct Results Report

2022 General Election

Run Time 4:49 PM

Run Date 11/28/2022

San Juan County

2022 General Election

11/8/2022

Page 126

Official Results**Registered Voters**

11458 of 14560 = 78.70%

Precincts Reporting

0 of 28 = 0.00%

26 Eastsound

449 of 568 registered voters = 79.05%

State Supreme Court Justice Position 5 - 6-year term - vote for one

Choice	Party	Absentee Voting		Total	
Barbara Madsen		285	100.00%	285	100.00%
	Cast Votes:	285	100.00%	285	100.00%
	Undervotes:	163		163	
	Overvotes:	0		0	
	Unresolved write-in votes:	1		1	

State Supreme Court Justice Position 6

Choice	Party	Absentee Voting		Total	
G. Helen Whitener		286	100.00%	286	100.00%
	Cast Votes:	286	100.00%	286	100.00%
	Undervotes:	162		162	
	Overvotes:	0		0	
	Unresolved write-in votes:	1		1	

San Juan County District Court Judge - 4-year term - vote for one

Choice	Party	Absentee Voting		Total	
Carolyn M. Jewett		284	100.00%	284	100.00%
	Cast Votes:	284	100.00%	284	100.00%
	Undervotes:	161		161	
	Overvotes:	0		0	
	Unresolved write-in votes:	4		4	

Precinct Results Report

2022 General Election

Run Time 4:49 PM
Run Date 11/28/2022**San Juan County**

2022 General Election

11/8/2022

Page 127

Official Results**Registered Voters**

11458 of 14560 = 78.70%

Precincts Reporting

0 of 28 = 0.00%

27 Orcas East

786 of 1,002 registered voters = 78.44%

Advisory Vote No. 39

Choice	Party	Absentee Voting		Total	
Repealed		274	37.95%	274	37.95%
Maintained		448	62.05%	448	62.05%
Cast Votes:		722	100.00%	722	100.00%
Undervotes:		64		64	
Overvotes:		0		0	
Unresolved write-in votes:		0		0	

Advisory Vote No. 40

Choice	Party	Absentee Voting		Total	
Repealed		267	37.66%	267	37.66%
Maintained		442	62.34%	442	62.34%
Cast Votes:		709	100.00%	709	100.00%
Undervotes:		77		77	
Overvotes:		0		0	
Unresolved write-in votes:		0		0	

Charter Amendment Proposition No. 1

Choice	Party	Absentee Voting		Total	
Approved		290	40.00%	290	40.00%
Rejected		435	60.00%	435	60.00%
Cast Votes:		725	100.00%	725	100.00%
Undervotes:		61		61	
Overvotes:		0		0	
Unresolved write-in votes:		0		0	

Charter Amendment Proposition No. 2

Choice	Party	Absentee Voting		Total	
Approved		358	52.65%	358	52.65%
Rejected		322	47.35%	322	47.35%
Cast Votes:		680	100.00%	680	100.00%
Undervotes:		106		106	
Overvotes:		0		0	
Unresolved write-in votes:		0		0	

Precinct Results Report

2022 General Election

Run Time 4:49 PM
Run Date 11/28/2022**San Juan County**

2022 General Election

11/8/2022

Page 128

Official ResultsRegistered Voters
11458 of 14560 = 78.70%Precincts Reporting
0 of 28 = 0.00%**27 Orcas East**

786 of 1,002 registered voters = 78.44%

Charter Amendment Proposition No. 3

Choice	Party	Absentee Voting		Total	
Approved		359	49.45%	359	49.45%
Rejected		367	50.55%	367	50.55%
Cast Votes:		726	100.00%	726	100.00%
Undervotes:		60		60	
Overvotes:		0		0	
Unresolved write-in votes:		0		0	

Charter Amendment Proposition No. 4

Choice	Party	Absentee Voting		Total	
Approved		256	35.56%	256	35.56%
Rejected		464	64.44%	464	64.44%
Cast Votes:		720	100.00%	720	100.00%
Undervotes:		66		66	
Overvotes:		0		0	
Unresolved write-in votes:		0		0	

Proposition No. 1 - Road Fund Regular Property Tax Levy Lid Lift

Choice	Party	Absentee Voting		Total	
Yes		304	40.97%	304	40.97%
No		438	59.03%	438	59.03%
Cast Votes:		742	100.00%	742	100.00%
Undervotes:		44		44	
Overvotes:		0		0	
Unresolved write-in votes:		0		0	

U.S. Senator - 6-year term - vote for one

Choice	Party	Absentee Voting		Total	
Patty Murray		607	78.32%	607	78.32%
Tiffany Smiley		168	21.68%	168	21.68%
Cast Votes:		775	100.00%	775	100.00%
Undervotes:		11		11	
Overvotes:		0		0	
Unresolved write-in votes:		0		0	

Precinct Results Report

2022 General Election

Run Time 4:49 PM
Run Date 11/28/2022**San Juan County**

2022 General Election

11/8/2022

Page 129

Official Results**Registered Voters**
11458 of 14560 = 78.70%**Precincts Reporting**
0 of 28 = 0.00%**27 Orcas East**

786 of 1,002 registered voters = 78.44%

U.S. Representative - 2-year term - vote for one

Choice	Party	Absentee Voting		Total	
Rick Larsen		609	78.89%	609	78.89%
Dan Matthews		163	21.11%	163	21.11%
Cast Votes:		772	100.00%	772	100.00%
Undervotes:		13		13	
Overvotes:		0		0	
Unresolved write-in votes:		1		1	

Secretary of State - 2-year unexpired term - vote for one

Choice	Party	Absentee Voting		Total	
Steve Hobbs		506	71.27%	506	71.27%
Julie Anderson		204	28.73%	204	28.73%
Cast Votes:		710	100.00%	710	100.00%
Undervotes:		31		31	
Overvotes:		0		0	
Unresolved write-in votes:		45		45	

State Representative Position 1 - 2-year term - vote for one

Choice	Party	Absentee Voting		Total	
Debra Lekanoff		617	79.31%	617	79.31%
Shannon Perkes		161	20.69%	161	20.69%
Cast Votes:		778	100.00%	778	100.00%
Undervotes:		7		7	
Overvotes:		0		0	
Unresolved write-in votes:		1		1	

State Representative Position 2 - 2-year term - vote for one

Choice	Party	Absentee Voting		Total	
Alex Ramel		554	81.35%	554	81.35%
Trevor Smith		127	18.65%	127	18.65%
Cast Votes:		681	100.00%	681	100.00%
Undervotes:		94		94	
Overvotes:		0		0	
Unresolved write-in votes:		11		11	

Precinct Results Report

2022 General Election

Run Time 4:49 PM
Run Date 11/28/2022**San Juan County**

2022 General Election

11/8/2022

Page 130

Official ResultsRegistered Voters
11458 of 14560 = 78.70%Precincts Reporting
0 of 28 = 0.00%**27 Orcas East**

786 of 1,002 registered voters = 78.44%

Assessor - 4-year term - vote for one

Choice	Party	Absentee Voting		Total	
John Kulseth		474	100.00%	474	100.00%
	Cast Votes:	474	100.00%	474	100.00%
	Undervotes:	302		302	
	Overvotes:	0		0	
	Unresolved write-in votes:	10		10	

Auditor - 4-year term - vote for one

Choice	Party	Absentee Voting		Total	
Natasha Warmenhoven		476	100.00%	476	100.00%
	Cast Votes:	476	100.00%	476	100.00%
	Undervotes:	304		304	
	Overvotes:	0		0	
	Unresolved write-in votes:	6		6	

Clerk - 4-year term - vote for one

Choice	Party	Absentee Voting		Total	
Lisa Henderson		479	100.00%	479	100.00%
	Cast Votes:	479	100.00%	479	100.00%
	Undervotes:	300		300	
	Overvotes:	0		0	
	Unresolved write-in votes:	7		7	

County Council - District 3 - 4-year term - vote for one

Choice	Party	Absentee Voting		Total	
Jane Fuller		483	100.00%	483	100.00%
	Cast Votes:	483	100.00%	483	100.00%
	Undervotes:	296		296	
	Overvotes:	0		0	
	Unresolved write-in votes:	7		7	

Precinct Results Report

2022 General Election

Run Time 4:49 PM
Run Date 11/28/2022**San Juan County**

2022 General Election

11/8/2022

Page 131

Official Results**Registered Voters**
11458 of 14560 = 78.70%**Precincts Reporting**
0 of 28 = 0.00%**27 Orcas East**

786 of 1,002 registered voters = 78.44%

Prosecuting Attorney - 4-year term - vote for one

Choice	Party	Absentee Voting		Total	
Amy Vira		512	100.00%	512	100.00%
	Cast Votes:	512	100.00%	512	100.00%
	Undervotes:	263		263	
	Overvotes:	0		0	
	Unresolved write-in votes:	11		11	

Sheriff - 4-year term - vote for one

Choice	Party	Absentee Voting		Total	
Ronald J. Krebs		371	52.03%	371	52.03%
Eric Peter		342	47.97%	342	47.97%
	Cast Votes:	713	100.00%	713	100.00%
	Undervotes:	67		67	
	Overvotes:	1		1	
	Unresolved write-in votes:	5		5	

Treasurer - 4-year term - vote for one

Choice	Party	Absentee Voting		Total	
Rhonda Pederson		494	100.00%	494	100.00%
	Cast Votes:	494	100.00%	494	100.00%
	Undervotes:	285		285	
	Overvotes:	0		0	
	Unresolved write-in votes:	7		7	

State Supreme Court Justice Position 1 - 6-year term - vote for one

Choice	Party	Absentee Voting		Total	
Mary I. Yu		482	100.00%	482	100.00%
	Cast Votes:	482	100.00%	482	100.00%
	Undervotes:	298		298	
	Overvotes:	0		0	
	Unresolved write-in votes:	6		6	

Precinct Results Report

2022 General Election

Run Time 4:49 PM
Run Date 11/28/2022**San Juan County**

2022 General Election

11/8/2022

Page 132

Official Results**Registered Voters**
11458 of 14560 = 78.70%**Precincts Reporting**
0 of 28 = 0.00%**27 Orcas East**

786 of 1,002 registered voters = 78.44%

State Supreme Court Justice Position 5 - 6-year term - vote for one

Choice	Party	Absentee Voting		Total	
Barbara Madsen		479	100.00%	479	100.00%
	Cast Votes:	479	100.00%	479	100.00%
	Undervotes:	302		302	
	Overvotes:	0		0	
	Unresolved write-in votes:	5		5	

State Supreme Court Justice Position 6

Choice	Party	Absentee Voting		Total	
G. Helen Whitener		486	100.00%	486	100.00%
	Cast Votes:	486	100.00%	486	100.00%
	Undervotes:	295		295	
	Overvotes:	0		0	
	Unresolved write-in votes:	5		5	

San Juan County District Court Judge - 4-year term - vote for one

Choice	Party	Absentee Voting		Total	
Carolyn M. Jewett		475	100.00%	475	100.00%
	Cast Votes:	475	100.00%	475	100.00%
	Undervotes:	304		304	
	Overvotes:	0		0	
	Unresolved write-in votes:	7		7	

Precinct Results Report

2022 General Election

Run Time 4:49 PM

Run Date 11/28/2022

San Juan County

2022 General Election

11/8/2022

Page 133

Official Results**Registered Voters**

11458 of 14560 = 78.70%

Precincts Reporting

0 of 28 = 0.00%

28 Blakely & Outer Is

41 of 66 registered voters = 62.12%

Advisory Vote No. 39

Choice	Party	Absentee Voting		Total	
Repealed		28	71.79%	28	71.79%
Maintained		11	28.21%	11	28.21%
Cast Votes:		39	100.00%	39	100.00%
Undervotes:		2		2	
Overvotes:		0		0	
Unresolved write-in votes:		0		0	

Advisory Vote No. 40

Choice	Party	Absentee Voting		Total	
Repealed		27	72.97%	27	72.97%
Maintained		10	27.03%	10	27.03%
Cast Votes:		37	100.00%	37	100.00%
Undervotes:		4		4	
Overvotes:		0		0	
Unresolved write-in votes:		0		0	

Charter Amendment Proposition No. 1

Choice	Party	Absentee Voting		Total	
Approved		15	40.54%	15	40.54%
Rejected		22	59.46%	22	59.46%
Cast Votes:		37	100.00%	37	100.00%
Undervotes:		4		4	
Overvotes:		0		0	
Unresolved write-in votes:		0		0	

Charter Amendment Proposition No. 2

Choice	Party	Absentee Voting		Total	
Approved		13	38.24%	13	38.24%
Rejected		21	61.76%	21	61.76%
Cast Votes:		34	100.00%	34	100.00%
Undervotes:		7		7	
Overvotes:		0		0	
Unresolved write-in votes:		0		0	

Precinct Results Report

2022 General Election

Run Time 4:49 PM
Run Date 11/28/2022**San Juan County**

2022 General Election

11/8/2022

Page 134

Official ResultsRegistered Voters
11458 of 14560 = 78.70%Precincts Reporting
0 of 28 = 0.00%**28 Blakely & Outer Is**

41 of 66 registered voters = 62.12%

Charter Amendment Proposition No. 3

Choice	Party	Absentee Voting		Total	
Approved		15	40.54%	15	40.54%
Rejected		22	59.46%	22	59.46%
Cast Votes:		37	100.00%	37	100.00%
Undervotes:		4		4	
Overvotes:		0		0	
Unresolved write-in votes:		0		0	

Charter Amendment Proposition No. 4

Choice	Party	Absentee Voting		Total	
Approved		8	21.62%	8	21.62%
Rejected		29	78.38%	29	78.38%
Cast Votes:		37	100.00%	37	100.00%
Undervotes:		4		4	
Overvotes:		0		0	
Unresolved write-in votes:		0		0	

Proposition No. 1 - Road Fund Regular Property Tax Levy Lid Lift

Choice	Party	Absentee Voting		Total	
Yes		15	38.46%	15	38.46%
No		24	61.54%	24	61.54%
Cast Votes:		39	100.00%	39	100.00%
Undervotes:		2		2	
Overvotes:		0		0	
Unresolved write-in votes:		0		0	

U.S. Senator - 6-year term - vote for one

Choice	Party	Absentee Voting		Total	
Patty Murray		20	48.78%	20	48.78%
Tiffany Smiley		21	51.22%	21	51.22%
Cast Votes:		41	100.00%	41	100.00%
Undervotes:		0		0	
Overvotes:		0		0	
Unresolved write-in votes:		0		0	

Precinct Results Report

2022 General Election

Run Time 4:49 PM
Run Date 11/28/2022**San Juan County**

2022 General Election

11/8/2022

Page 135

Official Results**Registered Voters**
11458 of 14560 = 78.70%**Precincts Reporting**
0 of 28 = 0.00%**28 Blakely & Outer Is**

41 of 66 registered voters = 62.12%

U.S. Representative - 2-year term - vote for one

Choice	Party	Absentee Voting		Total	
Rick Larsen		22	53.66%	22	53.66%
Dan Matthews		19	46.34%	19	46.34%
Cast Votes:		41	100.00%	41	100.00%
Undervotes:		0		0	
Overvotes:		0		0	
Unresolved write-in votes:		0		0	

Secretary of State - 2-year unexpired term - vote for one

Choice	Party	Absentee Voting		Total	
Steve Hobbs		16	43.24%	16	43.24%
Julie Anderson		21	56.76%	21	56.76%
Cast Votes:		37	100.00%	37	100.00%
Undervotes:		4		4	
Overvotes:		0		0	
Unresolved write-in votes:		0		0	

State Representative Position 1 - 2-year term - vote for one

Choice	Party	Absentee Voting		Total	
Debra Lekanoff		20	51.28%	20	51.28%
Shannon Perkes		19	48.72%	19	48.72%
Cast Votes:		39	100.00%	39	100.00%
Undervotes:		2		2	
Overvotes:		0		0	
Unresolved write-in votes:		0		0	

State Representative Position 2 - 2-year term - vote for one

Choice	Party	Absentee Voting		Total	
Alex Ramel		18	64.29%	18	64.29%
Trevor Smith		10	35.71%	10	35.71%
Cast Votes:		28	100.00%	28	100.00%
Undervotes:		11		11	
Overvotes:		0		0	
Unresolved write-in votes:		2		2	

Precinct Results Report

2022 General Election

Run Time 4:49 PM
Run Date 11/28/2022**San Juan County**

2022 General Election

11/8/2022

Page 136

Official ResultsRegistered Voters
11458 of 14560 = 78.70%Precincts Reporting
0 of 28 = 0.00%**28 Blakely & Outer Is**

41 of 66 registered voters = 62.12%

Assessor - 4-year term - vote for one

Choice	Party	Absentee Voting		Total	
John Kulseth		24	100.00%	24	100.00%
	Cast Votes:	24	100.00%	24	100.00%
	Undervotes:	16		16	
	Overvotes:	0		0	
	Unresolved write-in votes:	1		1	

Auditor - 4-year term - vote for one

Choice	Party	Absentee Voting		Total	
Natasha Warmenhoven		23	100.00%	23	100.00%
	Cast Votes:	23	100.00%	23	100.00%
	Undervotes:	17		17	
	Overvotes:	0		0	
	Unresolved write-in votes:	1		1	

Clerk - 4-year term - vote for one

Choice	Party	Absentee Voting		Total	
Lisa Henderson		23	100.00%	23	100.00%
	Cast Votes:	23	100.00%	23	100.00%
	Undervotes:	17		17	
	Overvotes:	0		0	
	Unresolved write-in votes:	1		1	

County Council - District 3 - 4-year term - vote for one

Choice	Party	Absentee Voting		Total	
Jane Fuller		24	100.00%	24	100.00%
	Cast Votes:	24	100.00%	24	100.00%
	Undervotes:	16		16	
	Overvotes:	0		0	
	Unresolved write-in votes:	1		1	

Precinct Results Report

2022 General Election

Run Time 4:49 PM
Run Date 11/28/2022**San Juan County**

2022 General Election

11/8/2022
Page 137**Official Results****Registered Voters**
11458 of 14560 = 78.70%**Precincts Reporting**
0 of 28 = 0.00%**28 Blakely & Outer Is**

41 of 66 registered voters = 62.12%

Prosecuting Attorney - 4-year term - vote for one

Choice	Party	Absentee Voting	Total
Amy Vira		24 100.00%	24 100.00%
	Cast Votes:	24 100.00%	24 100.00%
	Undervotes:	15	15
	Overvotes:	0	0
	Unresolved write-in votes:	2	2

Sheriff - 4-year term - vote for one

Choice	Party	Absentee Voting	Total
Ronald J. Krebs		18 64.29%	18 64.29%
Eric Peter		10 35.71%	10 35.71%
	Cast Votes:	28 100.00%	28 100.00%
	Undervotes:	13	13
	Overvotes:	0	0
	Unresolved write-in votes:	0	0

Treasurer - 4-year term - vote for one

Choice	Party	Absentee Voting	Total
Rhonda Pederson		22 100.00%	22 100.00%
	Cast Votes:	22 100.00%	22 100.00%
	Undervotes:	18	18
	Overvotes:	0	0
	Unresolved write-in votes:	1	1

State Supreme Court Justice Position 1 - 6-year term - vote for one

Choice	Party	Absentee Voting	Total
Mary I. Yu		22 100.00%	22 100.00%
	Cast Votes:	22 100.00%	22 100.00%
	Undervotes:	18	18
	Overvotes:	0	0
	Unresolved write-in votes:	1	1

Precinct Results Report

2022 General Election

Run Time 4:49 PM
Run Date 11/28/2022**San Juan County**

2022 General Election

11/8/2022

Page 138

Official Results**Registered Voters**

11458 of 14560 = 78.70%

Precincts Reporting

0 of 28 = 0.00%

28 Blakely & Outer Is

41 of 66 registered voters = 62.12%

State Supreme Court Justice Position 5 - 6-year term - vote for one

Choice	Party	Absentee Voting		Total	
Barbara Madsen		22	100.00%	22	100.00%
	Cast Votes:	22	100.00%	22	100.00%
	Undervotes:	18		18	
	Overvotes:	0		0	
	Unresolved write-in votes:	1		1	

State Supreme Court Justice Position 6

Choice	Party	Absentee Voting		Total	
G. Helen Whitener		22	100.00%	22	100.00%
	Cast Votes:	22	100.00%	22	100.00%
	Undervotes:	18		18	
	Overvotes:	0		0	
	Unresolved write-in votes:	1		1	

San Juan County District Court Judge - 4-year term - vote for one

Choice	Party	Absentee Voting		Total	
Carolyn M. Jewett		22	100.00%	22	100.00%
	Cast Votes:	22	100.00%	22	100.00%
	Undervotes:	18		18	
	Overvotes:	0		0	
	Unresolved write-in votes:	1		1	

Precinct Results Report

2022 General Election

Run Time 4:49 PM
Run Date 11/28/2022**San Juan County**

2022 General Election

11/8/2022

Page 139

Official Results**Registered Voters**

11458 of 14560 = 78.70%

Precincts Reporting

0 of 28 = 0.00%

30 Lopez North West

192 of 247 registered voters = 77.73%

Advisory Vote No. 39

Choice	Party	Absentee Voting		Total	
Repealed		62	35.43%	62	35.43%
Maintained		113	64.57%	113	64.57%
Cast Votes:		175	100.00%	175	100.00%
Undervotes:		17		17	
Overvotes:		0		0	
Unresolved write-in votes:		0		0	

Advisory Vote No. 40

Choice	Party	Absentee Voting		Total	
Repealed		55	31.25%	55	31.25%
Maintained		121	68.75%	121	68.75%
Cast Votes:		176	100.00%	176	100.00%
Undervotes:		16		16	
Overvotes:		0		0	
Unresolved write-in votes:		0		0	

Charter Amendment Proposition No. 1

Choice	Party	Absentee Voting		Total	
Approved		85	46.96%	85	46.96%
Rejected		96	53.04%	96	53.04%
Cast Votes:		181	100.00%	181	100.00%
Undervotes:		11		11	
Overvotes:		0		0	
Unresolved write-in votes:		0		0	

Charter Amendment Proposition No. 2

Choice	Party	Absentee Voting		Total	
Approved		90	53.89%	90	53.89%
Rejected		77	46.11%	77	46.11%
Cast Votes:		167	100.00%	167	100.00%
Undervotes:		25		25	
Overvotes:		0		0	
Unresolved write-in votes:		0		0	

Precinct Results Report

2022 General Election

Run Time 4:49 PM
Run Date 11/28/2022**San Juan County**

2022 General Election

11/8/2022

Page 140

Official ResultsRegistered Voters
11458 of 14560 = 78.70%Precincts Reporting
0 of 28 = 0.00%**30 Lopez North West**

192 of 247 registered voters = 77.73%

Charter Amendment Proposition No. 3

Choice	Party	Absentee Voting		Total	
Approved		95	52.78%	95	52.78%
Rejected		85	47.22%	85	47.22%
Cast Votes:		180	100.00%	180	100.00%
Undervotes:		12		12	
Overvotes:		0		0	
Unresolved write-in votes:		0		0	

Charter Amendment Proposition No. 4

Choice	Party	Absentee Voting		Total	
Approved		88	48.89%	88	48.89%
Rejected		92	51.11%	92	51.11%
Cast Votes:		180	100.00%	180	100.00%
Undervotes:		12		12	
Overvotes:		0		0	
Unresolved write-in votes:		0		0	

Proposition No. 1 - Road Fund Regular Property Tax Levy Lid Lift

Choice	Party	Absentee Voting		Total	
Yes		89	49.17%	89	49.17%
No		92	50.83%	92	50.83%
Cast Votes:		181	100.00%	181	100.00%
Undervotes:		11		11	
Overvotes:		0		0	
Unresolved write-in votes:		0		0	

U.S. Senator - 6-year term - vote for one

Choice	Party	Absentee Voting		Total	
Patty Murray		150	78.53%	150	78.53%
Tiffany Smiley		41	21.47%	41	21.47%
Cast Votes:		191	100.00%	191	100.00%
Undervotes:		1		1	
Overvotes:		0		0	
Unresolved write-in votes:		0		0	

Precinct Results Report

2022 General Election

Run Time 4:49 PM
Run Date 11/28/2022**San Juan County**

2022 General Election

11/8/2022

Page 141

Official Results**Registered Voters**

11458 of 14560 = 78.70%

Precincts Reporting

0 of 28 = 0.00%

30 Lopez North West

192 of 247 registered voters = 77.73%

U.S. Representative - 2-year term - vote for one

Choice	Party	Absentee Voting		Total	
Rick Larsen		151	79.47%	151	79.47%
Dan Matthews		39	20.53%	39	20.53%
Cast Votes:		190	100.00%	190	100.00%
Undervotes:		2		2	
Overvotes:		0		0	
Unresolved write-in votes:		0		0	

Secretary of State - 2-year unexpired term - vote for one

Choice	Party	Absentee Voting		Total	
Steve Hobbs		137	76.97%	137	76.97%
Julie Anderson		41	23.03%	41	23.03%
Cast Votes:		178	100.00%	178	100.00%
Undervotes:		8		8	
Overvotes:		0		0	
Unresolved write-in votes:		6		6	

State Representative Position 1 - 2-year term - vote for one

Choice	Party	Absentee Voting		Total	
Debra Lekanoff		155	81.58%	155	81.58%
Shannon Perkes		35	18.42%	35	18.42%
Cast Votes:		190	100.00%	190	100.00%
Undervotes:		2		2	
Overvotes:		0		0	
Unresolved write-in votes:		0		0	

State Representative Position 2 - 2-year term - vote for one

Choice	Party	Absentee Voting		Total	
Alex Ramel		143	84.62%	143	84.62%
Trevor Smith		26	15.38%	26	15.38%
Cast Votes:		169	100.00%	169	100.00%
Undervotes:		21		21	
Overvotes:		0		0	
Unresolved write-in votes:		2		2	

Precinct Results Report

2022 General Election

Run Time 4:49 PM
Run Date 11/28/2022

San Juan County

2022 General Election

11/8/2022
Page 142

Official Results

Registered Voters
11458 of 14560 = 78.70%

Precincts Reporting
0 of 28 = 0.00%

30 Lopez North West

192 of 247 registered voters = 77.73%

Assessor - 4-year term - vote for one

Choice	Party	Absentee Voting		Total	
John Kulseth		126	100.00%	126	100.00%
	Cast Votes:	126	100.00%	126	100.00%
	Undervotes:	64		64	
	Overvotes:	0		0	
	Unresolved write-in votes:	2		2	

Auditor - 4-year term - vote for one

Choice	Party	Absentee Voting		Total	
Natasha Warmenhoven		125	100.00%	125	100.00%
	Cast Votes:	125	100.00%	125	100.00%
	Undervotes:	65		65	
	Overvotes:	0		0	
	Unresolved write-in votes:	2		2	

Clerk - 4-year term - vote for one

Choice	Party	Absentee Voting		Total	
Lisa Henderson		124	100.00%	124	100.00%
	Cast Votes:	124	100.00%	124	100.00%
	Undervotes:	66		66	
	Overvotes:	0		0	
	Unresolved write-in votes:	2		2	

County Council - District 3 - 4-year term - vote for one

Choice	Party	Absentee Voting		Total	
Jane Fuller		133	100.00%	133	100.00%
	Cast Votes:	133	100.00%	133	100.00%
	Undervotes:	55		55	
	Overvotes:	0		0	
	Unresolved write-in votes:	4		4	

Precinct Results Report

2022 General Election

Run Time 4:49 PM
Run Date 11/28/2022**San Juan County**

2022 General Election

11/8/2022

Page 143

Official Results**Registered Voters**

11458 of 14560 = 78.70%

Precincts Reporting

0 of 28 = 0.00%

30 Lopez North West

192 of 247 registered voters = 77.73%

Prosecuting Attorney - 4-year term - vote for one

Choice	Party	Absentee Voting		Total	
Amy Vira		134	100.00%	134	100.00%
	Cast Votes:	134	100.00%	134	100.00%
	Undervotes:	55		55	
	Overvotes:	0		0	
	Unresolved write-in votes:	3		3	

Sheriff - 4-year term - vote for one

Choice	Party	Absentee Voting		Total	
Ronald J. Krebs		108	63.53%	108	63.53%
Eric Peter		62	36.47%	62	36.47%
	Cast Votes:	170	100.00%	170	100.00%
	Undervotes:	20		20	
	Overvotes:	1		1	
	Unresolved write-in votes:	1		1	

Treasurer - 4-year term - vote for one

Choice	Party	Absentee Voting		Total	
Rhonda Pederson		124	100.00%	124	100.00%
	Cast Votes:	124	100.00%	124	100.00%
	Undervotes:	68		68	
	Overvotes:	0		0	
	Unresolved write-in votes:	0		0	

State Supreme Court Justice Position 1 - 6-year term - vote for one

Choice	Party	Absentee Voting		Total	
Mary I. Yu		124	100.00%	124	100.00%
	Cast Votes:	124	100.00%	124	100.00%
	Undervotes:	66		66	
	Overvotes:	1		1	
	Unresolved write-in votes:	1		1	

Precinct Results Report

2022 General Election

Run Time 4:49 PM
Run Date 11/28/2022**San Juan County**

2022 General Election

11/8/2022

Page 144

Official Results**Registered Voters**

11458 of 14560 = 78.70%

Precincts Reporting

0 of 28 = 0.00%

30 Lopez North West

192 of 247 registered voters = 77.73%

State Supreme Court Justice Position 5 - 6-year term - vote for one

Choice	Party	Absentee Voting		Total	
Barbara Madsen		123	100.00%	123	100.00%
	Cast Votes:	123	100.00%	123	100.00%
	Undervotes:	68		68	
	Overvotes:	0		0	
	Unresolved write-in votes:	1		1	

State Supreme Court Justice Position 6

Choice	Party	Absentee Voting		Total	
G. Helen Whitener		125	100.00%	125	100.00%
	Cast Votes:	125	100.00%	125	100.00%
	Undervotes:	65		65	
	Overvotes:	1		1	
	Unresolved write-in votes:	1		1	

San Juan County District Court Judge - 4-year term - vote for one

Choice	Party	Absentee Voting		Total	
Carolyn M. Jewett		123	100.00%	123	100.00%
	Cast Votes:	123	100.00%	123	100.00%
	Undervotes:	68		68	
	Overvotes:	0		0	
	Unresolved write-in votes:	1		1	

Proposition No. 1 - Excess Property Tax Levy for 2023

Choice	Party	Absentee Voting		Total	
Yes		152	80.85%	152	80.85%
No		36	19.15%	36	19.15%
	Cast Votes:	188	100.00%	188	100.00%
	Undervotes:	4		4	
	Overvotes:	0		0	
	Unresolved write-in votes:	0		0	

Precinct Results Report

2022 General Election

Run Time 4:49 PM
Run Date 11/28/2022**San Juan County**

2022 General Election

11/8/2022

Page 145

Official ResultsRegistered Voters
11458 of 14560 = 78.70%Precincts Reporting
0 of 28 = 0.00%**31 Lopez North**

877 of 1,077 registered voters = 81.43%

Advisory Vote No. 39

Choice	Party	Absentee Voting		Total	
Repealed		333	40.71%	333	40.71%
Maintained		485	59.29%	485	59.29%
Cast Votes:		818	100.00%	818	100.00%
Undervotes:		59		59	
Overvotes:		0		0	
Unresolved write-in votes:		0		0	

Advisory Vote No. 40

Choice	Party	Absentee Voting		Total	
Repealed		311	38.63%	311	38.63%
Maintained		494	61.37%	494	61.37%
Cast Votes:		805	100.00%	805	100.00%
Undervotes:		72		72	
Overvotes:		0		0	
Unresolved write-in votes:		0		0	

Charter Amendment Proposition No. 1

Choice	Party	Absentee Voting		Total	
Approved		288	35.51%	288	35.51%
Rejected		523	64.49%	523	64.49%
Cast Votes:		811	100.00%	811	100.00%
Undervotes:		66		66	
Overvotes:		0		0	
Unresolved write-in votes:		0		0	

Charter Amendment Proposition No. 2

Choice	Party	Absentee Voting		Total	
Approved		369	48.36%	369	48.36%
Rejected		394	51.64%	394	51.64%
Cast Votes:		763	100.00%	763	100.00%
Undervotes:		114		114	
Overvotes:		0		0	
Unresolved write-in votes:		0		0	

Precinct Results Report

2022 General Election

Run Time 4:49 PM
Run Date 11/28/2022**San Juan County**

2022 General Election

11/8/2022

Page 146

Official Results**Registered Voters**
11458 of 14560 = 78.70%**Precincts Reporting**
0 of 28 = 0.00%**31 Lopez North**

877 of 1,077 registered voters = 81.43%

Charter Amendment Proposition No. 3

Choice	Party	Absentee Voting		Total	
Approved		410	49.94%	410	49.94%
Rejected		411	50.06%	411	50.06%
Cast Votes:		821	100.00%	821	100.00%
Undervotes:		56		56	
Overvotes:		0		0	
Unresolved write-in votes:		0		0	

Charter Amendment Proposition No. 4

Choice	Party	Absentee Voting		Total	
Approved		293	36.04%	293	36.04%
Rejected		520	63.96%	520	63.96%
Cast Votes:		813	100.00%	813	100.00%
Undervotes:		64		64	
Overvotes:		0		0	
Unresolved write-in votes:		0		0	

Proposition No. 1 - Road Fund Regular Property Tax Levy Lid Lift

Choice	Party	Absentee Voting		Total	
Yes		353	41.82%	353	41.82%
No		491	58.18%	491	58.18%
Cast Votes:		844	100.00%	844	100.00%
Undervotes:		33		33	
Overvotes:		0		0	
Unresolved write-in votes:		0		0	

U.S. Senator - 6-year term - vote for one

Choice	Party	Absentee Voting		Total	
Patty Murray		619	71.07%	619	71.07%
Tiffany Smiley		252	28.93%	252	28.93%
Cast Votes:		871	100.00%	871	100.00%
Undervotes:		5		5	
Overvotes:		0		0	
Unresolved write-in votes:		1		1	

Precinct Results Report

2022 General Election

Run Time 4:49 PM
Run Date 11/28/2022**San Juan County**

2022 General Election

11/8/2022
Page 147**Official Results****Registered Voters**
11458 of 14560 = 78.70%**Precincts Reporting**
0 of 28 = 0.00%**31 Lopez North**

877 of 1,077 registered voters = 81.43%

U.S. Representative - 2-year term - vote for one

Choice	Party	Absentee Voting		Total	
Rick Larsen		630	72.58%	630	72.58%
Dan Matthews		238	27.42%	238	27.42%
Cast Votes:		868	100.00%	868	100.00%
Undervotes:		8		8	
Overvotes:		0		0	
Unresolved write-in votes:		1		1	

Secretary of State - 2-year unexpired term - vote for one

Choice	Party	Absentee Voting		Total	
Steve Hobbs		527	65.22%	527	65.22%
Julie Anderson		281	34.78%	281	34.78%
Cast Votes:		808	100.00%	808	100.00%
Undervotes:		30		30	
Overvotes:		0		0	
Unresolved write-in votes:		39		39	

State Representative Position 1 - 2-year term - vote for one

Choice	Party	Absentee Voting		Total	
Debra Lekanoff		637	74.42%	637	74.42%
Shannon Perkes		219	25.58%	219	25.58%
Cast Votes:		856	100.00%	856	100.00%
Undervotes:		19		19	
Overvotes:		0		0	
Unresolved write-in votes:		2		2	

State Representative Position 2 - 2-year term - vote for one

Choice	Party	Absentee Voting		Total	
Alex Ramel		594	82.50%	594	82.50%
Trevor Smith		126	17.50%	126	17.50%
Cast Votes:		720	100.00%	720	100.00%
Undervotes:		147		147	
Overvotes:		0		0	
Unresolved write-in votes:		10		10	

Precinct Results Report

2022 General Election

Run Time 4:49 PM
Run Date 11/28/2022**San Juan County**

2022 General Election

11/8/2022

Page 148

Official ResultsRegistered Voters
11458 of 14560 = 78.70%Precincts Reporting
0 of 28 = 0.00%**31 Lopez North**

877 of 1,077 registered voters = 81.43%

Assessor - 4-year term - vote for one

Choice	Party	Absentee Voting		Total	
John Kulseth		537	100.00%	537	100.00%
	Cast Votes:	537	100.00%	537	100.00%
	Undervotes:	331		331	
	Overvotes:	0		0	
	Unresolved write-in votes:	9		9	

Auditor - 4-year term - vote for one

Choice	Party	Absentee Voting		Total	
Natasha Warmenhoven		526	100.00%	526	100.00%
	Cast Votes:	526	100.00%	526	100.00%
	Undervotes:	344		344	
	Overvotes:	0		0	
	Unresolved write-in votes:	7		7	

Clerk - 4-year term - vote for one

Choice	Party	Absentee Voting		Total	
Lisa Henderson		531	100.00%	531	100.00%
	Cast Votes:	531	100.00%	531	100.00%
	Undervotes:	340		340	
	Overvotes:	0		0	
	Unresolved write-in votes:	6		6	

County Council - District 3 - 4-year term - vote for one

Choice	Party	Absentee Voting		Total	
Jane Fuller		564	100.00%	564	100.00%
	Cast Votes:	564	100.00%	564	100.00%
	Undervotes:	291		291	
	Overvotes:	0		0	
	Unresolved write-in votes:	22		22	

Precinct Results Report

2022 General Election

Run Time 4:49 PM
Run Date 11/28/2022**San Juan County**

2022 General Election

11/8/2022

Page 149

Official ResultsRegistered Voters
11458 of 14560 = 78.70%Precincts Reporting
0 of 28 = 0.00%**31 Lopez North**

877 of 1,077 registered voters = 81.43%

Prosecuting Attorney - 4-year term - vote for one

Choice	Party	Absentee Voting		Total	
Amy Vira		568	100.00%	568	100.00%
Cast Votes:		568	100.00%	568	100.00%
Undervotes:		302		302	
Overvotes:		0		0	
Unresolved write-in votes:		7		7	

Sheriff - 4-year term - vote for one

Choice	Party	Absentee Voting		Total	
Ronald J. Krebs		488	62.48%	488	62.48%
Eric Peter		293	37.52%	293	37.52%
Cast Votes:		781	100.00%	781	100.00%
Undervotes:		93		93	
Overvotes:		0		0	
Unresolved write-in votes:		3		3	

Treasurer - 4-year term - vote for one

Choice	Party	Absentee Voting		Total	
Rhonda Pederson		550	100.00%	550	100.00%
Cast Votes:		550	100.00%	550	100.00%
Undervotes:		321		321	
Overvotes:		0		0	
Unresolved write-in votes:		6		6	

State Supreme Court Justice Position 1 - 6-year term - vote for one

Choice	Party	Absentee Voting		Total	
Mary I. Yu		535	100.00%	535	100.00%
Cast Votes:		535	100.00%	535	100.00%
Undervotes:		329		329	
Overvotes:		0		0	
Unresolved write-in votes:		13		13	

Precinct Results Report

2022 General Election

Run Time 4:49 PM
Run Date 11/28/2022**San Juan County**

2022 General Election

11/8/2022

Page 150

Official Results**Registered Voters**

11458 of 14560 = 78.70%

Precincts Reporting

0 of 28 = 0.00%

31 Lopez North

877 of 1,077 registered voters = 81.43%

State Supreme Court Justice Position 5 - 6-year term - vote for one

Choice	Party	Absentee Voting		Total	
Barbara Madsen		537	100.00%	537	100.00%
Cast Votes:		537	100.00%	537	100.00%
Undervotes:		332		332	
Overvotes:		0		0	
Unresolved write-in votes:		8		8	

State Supreme Court Justice Position 6

Choice	Party	Absentee Voting		Total	
G. Helen Whitener		531	100.00%	531	100.00%
Cast Votes:		531	100.00%	531	100.00%
Undervotes:		333		333	
Overvotes:		0		0	
Unresolved write-in votes:		13		13	

San Juan County District Court Judge - 4-year term - vote for one

Choice	Party	Absentee Voting		Total	
Carolyn M. Jewett		523	100.00%	523	100.00%
Cast Votes:		523	100.00%	523	100.00%
Undervotes:		346		346	
Overvotes:		0		0	
Unresolved write-in votes:		8		8	

Proposition No. 1 - Excess Property Tax Levy for 2023

Choice	Party	Absentee Voting		Total	
Yes		643	76.46%	643	76.46%
No		198	23.54%	198	23.54%
Cast Votes:		841	100.00%	841	100.00%
Undervotes:		36		36	
Overvotes:		0		0	
Unresolved write-in votes:		0		0	

Precinct Results Report

2022 General Election

Run Time 4:49 PM
Run Date 11/28/2022**San Juan County**

2022 General Election

11/8/2022
Page 151**Official Results****Registered Voters**
11458 of 14560 = 78.70%
Precincts Reporting
0 of 28 = 0.00%**32 Lopez South**

795 of 987 registered voters = 80.55%

Advisory Vote No. 39

Choice	Party	Absentee Voting		Total	
Repealed		252	34.90%	252	34.90%
Maintained		470	65.10%	470	65.10%
Cast Votes:		722	100.00%	722	100.00%
Undervotes:		73		73	
Overvotes:		0		0	
Unresolved write-in votes:		0		0	

Advisory Vote No. 40

Choice	Party	Absentee Voting		Total	
Repealed		239	33.85%	239	33.85%
Maintained		467	66.15%	467	66.15%
Cast Votes:		706	100.00%	706	100.00%
Undervotes:		89		89	
Overvotes:		0		0	
Unresolved write-in votes:		0		0	

Charter Amendment Proposition No. 1

Choice	Party	Absentee Voting		Total	
Approved		284	39.34%	284	39.34%
Rejected		438	60.66%	438	60.66%
Cast Votes:		722	100.00%	722	100.00%
Undervotes:		73		73	
Overvotes:		0		0	
Unresolved write-in votes:		0		0	

Charter Amendment Proposition No. 2

Choice	Party	Absentee Voting		Total	
Approved		371	55.13%	371	55.13%
Rejected		302	44.87%	302	44.87%
Cast Votes:		673	100.00%	673	100.00%
Undervotes:		122		122	
Overvotes:		0		0	
Unresolved write-in votes:		0		0	

Precinct Results Report

2022 General Election

Run Time 4:49 PM
Run Date 11/28/2022**San Juan County**

2022 General Election

11/8/2022

Page 152

Official Results**Registered Voters**

11458 of 14560 = 78.70%

Precincts Reporting

0 of 28 = 0.00%

32 Lopez South

795 of 987 registered voters = 80.55%

Charter Amendment Proposition No. 3

Choice	Party	Absentee Voting		Total	
Approved		389	53.88%	389	53.88%
Rejected		333	46.12%	333	46.12%
Cast Votes:		722	100.00%	722	100.00%
Undervotes:		73		73	
Overvotes:		0		0	
Unresolved write-in votes:		0		0	

Charter Amendment Proposition No. 4

Choice	Party	Absentee Voting		Total	
Approved		282	40.00%	282	40.00%
Rejected		423	60.00%	423	60.00%
Cast Votes:		705	100.00%	705	100.00%
Undervotes:		90		90	
Overvotes:		0		0	
Unresolved write-in votes:		0		0	

Proposition No. 1 - Road Fund Regular Property Tax Levy Lid Lift

Choice	Party	Absentee Voting		Total	
Yes		312	41.49%	312	41.49%
No		440	58.51%	440	58.51%
Cast Votes:		752	100.00%	752	100.00%
Undervotes:		43		43	
Overvotes:		0		0	
Unresolved write-in votes:		0		0	

U.S. Senator - 6-year term - vote for one

Choice	Party	Absentee Voting		Total	
Patty Murray		611	77.93%	611	77.93%
Tiffany Smiley		173	22.07%	173	22.07%
Cast Votes:		784	100.00%	784	100.00%
Undervotes:		10		10	
Overvotes:		0		0	
Unresolved write-in votes:		1		1	

Precinct Results Report

2022 General Election

Run Time 4:49 PM
Run Date 11/28/2022**San Juan County**

2022 General Election

11/8/2022

Page 153

Official Results**Registered Voters**

11458 of 14560 = 78.70%

Precincts Reporting

0 of 28 = 0.00%

32 Lopez South

795 of 987 registered voters = 80.55%

U.S. Representative - 2-year term - vote for one

Choice	Party	Absentee Voting		Total	
Rick Larsen		608	78.35%	608	78.35%
Dan Matthews		168	21.65%	168	21.65%
Cast Votes:		776	100.00%	776	100.00%
Undervotes:		17		17	
Overvotes:		0		0	
Unresolved write-in votes:		2		2	

Secretary of State - 2-year unexpired term - vote for one

Choice	Party	Absentee Voting		Total	
Steve Hobbs		491	68.01%	491	68.01%
Julie Anderson		231	31.99%	231	31.99%
Cast Votes:		722	100.00%	722	100.00%
Undervotes:		41		41	
Overvotes:		0		0	
Unresolved write-in votes:		32		32	

State Representative Position 1 - 2-year term - vote for one

Choice	Party	Absentee Voting		Total	
Debra Lekanoff		608	79.27%	608	79.27%
Shannon Perkes		159	20.73%	159	20.73%
Cast Votes:		767	100.00%	767	100.00%
Undervotes:		26		26	
Overvotes:		0		0	
Unresolved write-in votes:		2		2	

State Representative Position 2 - 2-year term - vote for one

Choice	Party	Absentee Voting		Total	
Alex Ramel		550	84.23%	550	84.23%
Trevor Smith		103	15.77%	103	15.77%
Cast Votes:		653	100.00%	653	100.00%
Undervotes:		127		127	
Overvotes:		0		0	
Unresolved write-in votes:		15		15	

Precinct Results Report

2022 General Election

Run Time 4:49 PM
Run Date 11/28/2022**San Juan County**

2022 General Election

11/8/2022

Page 154

Official Results**Registered Voters**

11458 of 14560 = 78.70%

Precincts Reporting

0 of 28 = 0.00%

32 Lopez South

795 of 987 registered voters = 80.55%

Assessor - 4-year term - vote for one

Choice	Party	Absentee Voting		Total	
John Kulseth		462	100.00%	462	100.00%
	Cast Votes:	462	100.00%	462	100.00%
	Undervotes:	323		323	
	Overvotes:	0		0	
	Unresolved write-in votes:	10		10	

Auditor - 4-year term - vote for one

Choice	Party	Absentee Voting		Total	
Natasha Warmenhoven		463	100.00%	463	100.00%
	Cast Votes:	463	100.00%	463	100.00%
	Undervotes:	324		324	
	Overvotes:	0		0	
	Unresolved write-in votes:	8		8	

Clerk - 4-year term - vote for one

Choice	Party	Absentee Voting		Total	
Lisa Henderson		464	100.00%	464	100.00%
	Cast Votes:	464	100.00%	464	100.00%
	Undervotes:	323		323	
	Overvotes:	0		0	
	Unresolved write-in votes:	8		8	

County Council - District 3 - 4-year term - vote for one

Choice	Party	Absentee Voting		Total	
Jane Fuller		503	100.00%	503	100.00%
	Cast Votes:	503	100.00%	503	100.00%
	Undervotes:	274		274	
	Overvotes:	0		0	
	Unresolved write-in votes:	18		18	

Precinct Results Report

2022 General Election

Run Time 4:49 PM
Run Date 11/28/2022**San Juan County**

2022 General Election

11/8/2022

Page 155

Official Results**Registered Voters**

11458 of 14560 = 78.70%

Precincts Reporting

0 of 28 = 0.00%

32 Lopez South

795 of 987 registered voters = 80.55%

Prosecuting Attorney - 4-year term - vote for one

Choice	Party	Absentee Voting		Total	
Amy Vira		488	100.00%	488	100.00%
	Cast Votes:	488	100.00%	488	100.00%
	Undervotes:	293		293	
	Overvotes:	0		0	
	Unresolved write-in votes:	14		14	

Sheriff - 4-year term - vote for one

Choice	Party	Absentee Voting		Total	
Ronald J. Krebs		434	62.99%	434	62.99%
Eric Peter		255	37.01%	255	37.01%
	Cast Votes:	689	100.00%	689	100.00%
	Undervotes:	100		100	
	Overvotes:	1		1	
	Unresolved write-in votes:	5		5	

Treasurer - 4-year term - vote for one

Choice	Party	Absentee Voting		Total	
Rhonda Pederson		470	100.00%	470	100.00%
	Cast Votes:	470	100.00%	470	100.00%
	Undervotes:	318		318	
	Overvotes:	0		0	
	Unresolved write-in votes:	7		7	

State Supreme Court Justice Position 1 - 6-year term - vote for one

Choice	Party	Absentee Voting		Total	
Mary I. Yu		474	100.00%	474	100.00%
	Cast Votes:	474	100.00%	474	100.00%
	Undervotes:	308		308	
	Overvotes:	0		0	
	Unresolved write-in votes:	13		13	

Precinct Results Report

2022 General Election

Run Time 4:49 PM
Run Date 11/28/2022**San Juan County**

2022 General Election

11/8/2022

Page 156

Official Results**Registered Voters**
11458 of 14560 = 78.70%**Precincts Reporting**
0 of 28 = 0.00%**32 Lopez South**

795 of 987 registered voters = 80.55%

State Supreme Court Justice Position 5 - 6-year term - vote for one

Choice	Party	Absentee Voting		Total	
Barbara Madsen		468	100.00%	468	100.00%
	Cast Votes:	468	100.00%	468	100.00%
	Undervotes:	317		317	
	Overvotes:	0		0	
	Unresolved write-in votes:	10		10	

State Supreme Court Justice Position 6

Choice	Party	Absentee Voting		Total	
G. Helen Whitener		462	100.00%	462	100.00%
	Cast Votes:	462	100.00%	462	100.00%
	Undervotes:	322		322	
	Overvotes:	0		0	
	Unresolved write-in votes:	11		11	

San Juan County District Court Judge - 4-year term - vote for one

Choice	Party	Absentee Voting		Total	
Carolyn M. Jewett		464	100.00%	464	100.00%
	Cast Votes:	464	100.00%	464	100.00%
	Undervotes:	321		321	
	Overvotes:	0		0	
	Unresolved write-in votes:	10		10	

Proposition No. 1 - Excess Property Tax Levy for 2023

Choice	Party	Absentee Voting		Total	
Yes		595	77.78%	595	77.78%
No		170	22.22%	170	22.22%
	Cast Votes:	765	100.00%	765	100.00%
	Undervotes:	30		30	
	Overvotes:	0		0	
	Unresolved write-in votes:	0		0	

Precinct Results Report

2022 General Election

Run Time 4:49 PM
Run Date 11/28/2022**San Juan County**

2022 General Election

11/8/2022
Page 157**Official Results****Registered Voters**
11458 of 14560 = 78.70%**Precincts Reporting**
0 of 28 = 0.00%**33 Decatur & Outer Is**

116 of 138 registered voters = 84.06%

Advisory Vote No. 39

Choice	Party	Absentee Voting		Total	
Repealed		42	39.25%	42	39.25%
Maintained		65	60.75%	65	60.75%
Cast Votes:		107	100.00%	107	100.00%
Undervotes:		9		9	
Overvotes:		0		0	
Unresolved write-in votes:		0		0	

Advisory Vote No. 40

Choice	Party	Absentee Voting		Total	
Repealed		42	39.62%	42	39.62%
Maintained		64	60.38%	64	60.38%
Cast Votes:		106	100.00%	106	100.00%
Undervotes:		10		10	
Overvotes:		0		0	
Unresolved write-in votes:		0		0	

Charter Amendment Proposition No. 1

Choice	Party	Absentee Voting		Total	
Approved		51	47.22%	51	47.22%
Rejected		57	52.78%	57	52.78%
Cast Votes:		108	100.00%	108	100.00%
Undervotes:		8		8	
Overvotes:		0		0	
Unresolved write-in votes:		0		0	

Charter Amendment Proposition No. 2

Choice	Party	Absentee Voting		Total	
Approved		54	57.45%	54	57.45%
Rejected		40	42.55%	40	42.55%
Cast Votes:		94	100.00%	94	100.00%
Undervotes:		22		22	
Overvotes:		0		0	
Unresolved write-in votes:		0		0	

Precinct Results Report

2022 General Election

Run Time 4:49 PM
Run Date 11/28/2022**San Juan County**

2022 General Election

11/8/2022

Page 158

Official Results**Registered Voters**

11458 of 14560 = 78.70%

Precincts Reporting

0 of 28 = 0.00%

33 Decatur & Outer Is

116 of 138 registered voters = 84.06%

Charter Amendment Proposition No. 3

Choice	Party	Absentee Voting		Total	
Approved		59	55.66%	59	55.66%
Rejected		47	44.34%	47	44.34%
Cast Votes:		106	100.00%	106	100.00%
Undervotes:		10		10	
Overvotes:		0		0	
Unresolved write-in votes:		0		0	

Charter Amendment Proposition No. 4

Choice	Party	Absentee Voting		Total	
Approved		35	34.31%	35	34.31%
Rejected		67	65.69%	67	65.69%
Cast Votes:		102	100.00%	102	100.00%
Undervotes:		14		14	
Overvotes:		0		0	
Unresolved write-in votes:		0		0	

Proposition No. 1 - Road Fund Regular Property Tax Levy Lid Lift

Choice	Party	Absentee Voting		Total	
Yes		54	49.09%	54	49.09%
No		56	50.91%	56	50.91%
Cast Votes:		110	100.00%	110	100.00%
Undervotes:		6		6	
Overvotes:		0		0	
Unresolved write-in votes:		0		0	

U.S. Senator - 6-year term - vote for one

Choice	Party	Absentee Voting		Total	
Patty Murray		76	66.09%	76	66.09%
Tiffany Smiley		39	33.91%	39	33.91%
Cast Votes:		115	100.00%	115	100.00%
Undervotes:		1		1	
Overvotes:		0		0	
Unresolved write-in votes:		0		0	

Precinct Results Report

2022 General Election

Run Time 4:49 PM
Run Date 11/28/2022**San Juan County**

2022 General Election

11/8/2022

Page 159

Official Results**Registered Voters**

11458 of 14560 = 78.70%

Precincts Reporting

0 of 28 = 0.00%

33 Decatur & Outer Is

116 of 138 registered voters = 84.06%

U.S. Representative - 2-year term - vote for one

Choice	Party	Absentee Voting		Total	
Rick Larsen		75	66.37%	75	66.37%
Dan Matthews		38	33.63%	38	33.63%
Cast Votes:		113	100.00%	113	100.00%
Undervotes:		3		3	
Overvotes:		0		0	
Unresolved write-in votes:		0		0	

Secretary of State - 2-year unexpired term - vote for one

Choice	Party	Absentee Voting		Total	
Steve Hobbs		63	57.27%	63	57.27%
Julie Anderson		47	42.73%	47	42.73%
Cast Votes:		110	100.00%	110	100.00%
Undervotes:		2		2	
Overvotes:		0		0	
Unresolved write-in votes:		4		4	

State Representative Position 1 - 2-year term - vote for one

Choice	Party	Absentee Voting		Total	
Debra Lekanoff		74	66.07%	74	66.07%
Shannon Perkes		38	33.93%	38	33.93%
Cast Votes:		112	100.00%	112	100.00%
Undervotes:		4		4	
Overvotes:		0		0	
Unresolved write-in votes:		0		0	

State Representative Position 2 - 2-year term - vote for one

Choice	Party	Absentee Voting		Total	
Alex Ramel		67	85.90%	67	85.90%
Trevor Smith		11	14.10%	11	14.10%
Cast Votes:		78	100.00%	78	100.00%
Undervotes:		28		28	
Overvotes:		0		0	
Unresolved write-in votes:		10		10	

Precinct Results Report

2022 General Election

Run Time 4:49 PM
Run Date 11/28/2022**San Juan County**

2022 General Election

11/8/2022

Page 160

Official Results**Registered Voters**

11458 of 14560 = 78.70%

Precincts Reporting

0 of 28 = 0.00%

33 Decatur & Outer Is

116 of 138 registered voters = 84.06%

Assessor - 4-year term - vote for one

Choice	Party	Absentee Voting		Total	
John Kulseth		57	100.00%	57	100.00%
	Cast Votes:	57	100.00%	57	100.00%
	Undervotes:	55		55	
	Overvotes:	0		0	
	Unresolved write-in votes:	4		4	

Auditor - 4-year term - vote for one

Choice	Party	Absentee Voting		Total	
Natasha Warmenhoven		59	100.00%	59	100.00%
	Cast Votes:	59	100.00%	59	100.00%
	Undervotes:	53		53	
	Overvotes:	0		0	
	Unresolved write-in votes:	4		4	

Clerk - 4-year term - vote for one

Choice	Party	Absentee Voting		Total	
Lisa Henderson		59	100.00%	59	100.00%
	Cast Votes:	59	100.00%	59	100.00%
	Undervotes:	53		53	
	Overvotes:	0		0	
	Unresolved write-in votes:	4		4	

County Council - District 3 - 4-year term - vote for one

Choice	Party	Absentee Voting		Total	
Jane Fuller		59	100.00%	59	100.00%
	Cast Votes:	59	100.00%	59	100.00%
	Undervotes:	53		53	
	Overvotes:	0		0	
	Unresolved write-in votes:	4		4	

Precinct Results Report

2022 General Election

Run Time 4:49 PM
Run Date 11/28/2022**San Juan County**

2022 General Election

11/8/2022

Page 161

Official Results**Registered Voters**

11458 of 14560 = 78.70%

Precincts Reporting

0 of 28 = 0.00%

33 Decatur & Outer Is

116 of 138 registered voters = 84.06%

Prosecuting Attorney - 4-year term - vote for one

Choice	Party	Absentee Voting		Total	
Amy Vira		53	100.00%	53	100.00%
	Cast Votes:	53	100.00%	53	100.00%
	Undervotes:	56		56	
	Overvotes:	0		0	
	Unresolved write-in votes:	7		7	

Sheriff - 4-year term - vote for one

Choice	Party	Absentee Voting		Total	
Ronald J. Krebs		39	43.82%	39	43.82%
Eric Peter		50	56.18%	50	56.18%
	Cast Votes:	89	100.00%	89	100.00%
	Undervotes:	23		23	
	Overvotes:	0		0	
	Unresolved write-in votes:	4		4	

Treasurer - 4-year term - vote for one

Choice	Party	Absentee Voting		Total	
Rhonda Pederson		56	100.00%	56	100.00%
	Cast Votes:	56	100.00%	56	100.00%
	Undervotes:	56		56	
	Overvotes:	0		0	
	Unresolved write-in votes:	4		4	

State Supreme Court Justice Position 1 - 6-year term - vote for one

Choice	Party	Absentee Voting		Total	
Mary I. Yu		60	100.00%	60	100.00%
	Cast Votes:	60	100.00%	60	100.00%
	Undervotes:	52		52	
	Overvotes:	0		0	
	Unresolved write-in votes:	4		4	

Precinct Results Report

2022 General Election

Run Time 4:49 PM
Run Date 11/28/2022**San Juan County**

2022 General Election

11/8/2022

Page 162

Official Results**Registered Voters**

11458 of 14560 = 78.70%

Precincts Reporting

0 of 28 = 0.00%

33 Decatur & Outer Is

116 of 138 registered voters = 84.06%

State Supreme Court Justice Position 5 - 6-year term - vote for one

Choice	Party	Absentee Voting		Total	
Barbara Madsen		62	100.00%	62	100.00%
	Cast Votes:	62	100.00%	62	100.00%
	Undervotes:	50		50	
	Overvotes:	0		0	
	Unresolved write-in votes:	4		4	

State Supreme Court Justice Position 6

Choice	Party	Absentee Voting		Total	
G. Helen Whitener		62	100.00%	62	100.00%
	Cast Votes:	62	100.00%	62	100.00%
	Undervotes:	50		50	
	Overvotes:	0		0	
	Unresolved write-in votes:	4		4	

San Juan County District Court Judge - 4-year term - vote for one

Choice	Party	Absentee Voting		Total	
Carolyn M. Jewett		60	100.00%	60	100.00%
	Cast Votes:	60	100.00%	60	100.00%
	Undervotes:	52		52	
	Overvotes:	0		0	
	Unresolved write-in votes:	4		4	

Precinct Results Report

2022 General Election

Run Time 4:49 PM
Run Date 11/28/2022**San Juan County**

2022 General Election

11/8/2022

Page 163

Official Results**Registered Voters**

11458 of 14560 = 78.70%

Precincts Reporting

0 of 28 = 0.00%

41 Shaw

161 of 197 registered voters = 81.73%

Advisory Vote No. 39

Choice	Party	Absentee Voting		Total	
Repealed		54	35.29%	54	35.29%
Maintained		99	64.71%	99	64.71%
Cast Votes:		153	100.00%	153	100.00%
Undervotes:		8		8	
Overvotes:		0		0	
Unresolved write-in votes:		0		0	

Advisory Vote No. 40

Choice	Party	Absentee Voting		Total	
Repealed		57	38.26%	57	38.26%
Maintained		92	61.74%	92	61.74%
Cast Votes:		149	100.00%	149	100.00%
Undervotes:		12		12	
Overvotes:		0		0	
Unresolved write-in votes:		0		0	

Charter Amendment Proposition No. 1

Choice	Party	Absentee Voting		Total	
Approved		62	41.61%	62	41.61%
Rejected		87	58.39%	87	58.39%
Cast Votes:		149	100.00%	149	100.00%
Undervotes:		12		12	
Overvotes:		0		0	
Unresolved write-in votes:		0		0	

Charter Amendment Proposition No. 2

Choice	Party	Absentee Voting		Total	
Approved		77	53.47%	77	53.47%
Rejected		67	46.53%	67	46.53%
Cast Votes:		144	100.00%	144	100.00%
Undervotes:		17		17	
Overvotes:		0		0	
Unresolved write-in votes:		0		0	

Precinct Results Report

2022 General Election

Run Time 4:49 PM
Run Date 11/28/2022**San Juan County**

2022 General Election

11/8/2022

Page 164

Official Results**Registered Voters**

11458 of 14560 = 78.70%

Precincts Reporting

0 of 28 = 0.00%

41 Shaw

161 of 197 registered voters = 81.73%

Charter Amendment Proposition No. 3

Choice	Party	Absentee Voting		Total	
Approved		79	54.11%	79	54.11%
Rejected		67	45.89%	67	45.89%
Cast Votes:		146	100.00%	146	100.00%
Undervotes:		15		15	
Overvotes:		0		0	
Unresolved write-in votes:		0		0	

Charter Amendment Proposition No. 4

Choice	Party	Absentee Voting		Total	
Approved		56	38.10%	56	38.10%
Rejected		91	61.90%	91	61.90%
Cast Votes:		147	100.00%	147	100.00%
Undervotes:		14		14	
Overvotes:		0		0	
Unresolved write-in votes:		0		0	

Proposition No. 1 - Road Fund Regular Property Tax Levy Lid Lift

Choice	Party	Absentee Voting		Total	
Yes		74	48.37%	74	48.37%
No		79	51.63%	79	51.63%
Cast Votes:		153	100.00%	153	100.00%
Undervotes:		8		8	
Overvotes:		0		0	
Unresolved write-in votes:		0		0	

U.S. Senator - 6-year term - vote for one

Choice	Party	Absentee Voting		Total	
Patty Murray		120	75.00%	120	75.00%
Tiffany Smiley		40	25.00%	40	25.00%
Cast Votes:		160	100.00%	160	100.00%
Undervotes:		0		0	
Overvotes:		0		0	
Unresolved write-in votes:		1		1	

Precinct Results Report

2022 General Election

Run Time 4:49 PM
Run Date 11/28/2022**San Juan County**

2022 General Election

11/8/2022

Page 165

Official Results**Registered Voters**

11458 of 14560 = 78.70%

Precincts Reporting

0 of 28 = 0.00%

41 Shaw

161 of 197 registered voters = 81.73%

U.S. Representative - 2-year term - vote for one

Choice	Party	Absentee Voting		Total	
Rick Larsen		121	76.10%	121	76.10%
Dan Matthews		38	23.90%	38	23.90%
Cast Votes:		159	100.00%	159	100.00%
Undervotes:		2		2	
Overvotes:		0		0	
Unresolved write-in votes:		0		0	

Secretary of State - 2-year unexpired term - vote for one

Choice	Party	Absentee Voting		Total	
Steve Hobbs		90	62.94%	90	62.94%
Julie Anderson		53	37.06%	53	37.06%
Cast Votes:		143	100.00%	143	100.00%
Undervotes:		5		5	
Overvotes:		0		0	
Unresolved write-in votes:		13		13	

State Representative Position 1 - 2-year term - vote for one

Choice	Party	Absentee Voting		Total	
Debra Lekanoff		118	74.68%	118	74.68%
Shannon Perkes		40	25.32%	40	25.32%
Cast Votes:		158	100.00%	158	100.00%
Undervotes:		3		3	
Overvotes:		0		0	
Unresolved write-in votes:		0		0	

State Representative Position 2 - 2-year term - vote for one

Choice	Party	Absentee Voting		Total	
Alex Ramel		113	78.47%	113	78.47%
Trevor Smith		31	21.53%	31	21.53%
Cast Votes:		144	100.00%	144	100.00%
Undervotes:		12		12	
Overvotes:		0		0	
Unresolved write-in votes:		5		5	

Precinct Results Report

2022 General Election

Run Time 4:49 PM
Run Date 11/28/2022**San Juan County**

2022 General Election

11/8/2022

Page 166

Official Results**Registered Voters**

11458 of 14560 = 78.70%

Precincts Reporting

0 of 28 = 0.00%

41 Shaw

161 of 197 registered voters = 81.73%

Assessor - 4-year term - vote for one

Choice	Party	Absentee Voting		Total	
John Kulseth		105	100.00%	105	100.00%
	Cast Votes:	105	100.00%	105	100.00%
	Undervotes:	51		51	
	Overvotes:	0		0	
	Unresolved write-in votes:	5		5	

Auditor - 4-year term - vote for one

Choice	Party	Absentee Voting		Total	
Natasha Warmenhoven		100	100.00%	100	100.00%
	Cast Votes:	100	100.00%	100	100.00%
	Undervotes:	56		56	
	Overvotes:	0		0	
	Unresolved write-in votes:	5		5	

Clerk - 4-year term - vote for one

Choice	Party	Absentee Voting		Total	
Lisa Henderson		102	100.00%	102	100.00%
	Cast Votes:	102	100.00%	102	100.00%
	Undervotes:	54		54	
	Overvotes:	0		0	
	Unresolved write-in votes:	5		5	

County Council - District 3 - 4-year term - vote for one

Choice	Party	Absentee Voting		Total	
Jane Fuller		101	100.00%	101	100.00%
	Cast Votes:	101	100.00%	101	100.00%
	Undervotes:	51		51	
	Overvotes:	0		0	
	Unresolved write-in votes:	9		9	

Precinct Results Report

2022 General Election

Run Time 4:49 PM
Run Date 11/28/2022**San Juan County**

2022 General Election

11/8/2022

Page 167

Official Results**Registered Voters**

11458 of 14560 = 78.70%

Precincts Reporting

0 of 28 = 0.00%

41 Shaw

161 of 197 registered voters = 81.73%

Prosecuting Attorney - 4-year term - vote for one

Choice	Party	Absentee Voting		Total	
Amy Vira		100	100.00%	100	100.00%
Cast Votes:		100	100.00%	100	100.00%
Undervotes:		54		54	
Overvotes:		0		0	
Unresolved write-in votes:		7		7	

Sheriff - 4-year term - vote for one

Choice	Party	Absentee Voting		Total	
Ronald J. Krebs		68	48.23%	68	48.23%
Eric Peter		73	51.77%	73	51.77%
Cast Votes:		141	100.00%	141	100.00%
Undervotes:		17		17	
Overvotes:		1		1	
Unresolved write-in votes:		2		2	

Treasurer - 4-year term - vote for one

Choice	Party	Absentee Voting		Total	
Rhonda Pederson		105	100.00%	105	100.00%
Cast Votes:		105	100.00%	105	100.00%
Undervotes:		51		51	
Overvotes:		0		0	
Unresolved write-in votes:		5		5	

State Supreme Court Justice Position 1 - 6-year term - vote for one

Choice	Party	Absentee Voting		Total	
Mary I. Yu		103	100.00%	103	100.00%
Cast Votes:		103	100.00%	103	100.00%
Undervotes:		51		51	
Overvotes:		0		0	
Unresolved write-in votes:		7		7	

Precinct Results Report

2022 General Election

Run Time 4:49 PM
Run Date 11/28/2022**San Juan County**

2022 General Election

11/8/2022

Page 168

Official Results**Registered Voters**
11458 of 14560 = 78.70%**Precincts Reporting**
0 of 28 = 0.00%**41 Shaw**

161 of 197 registered voters = 81.73%

State Supreme Court Justice Position 5 - 6-year term - vote for one

Choice	Party	Absentee Voting		Total	
Barbara Madsen		106	100.00%	106	100.00%
	Cast Votes:	106	100.00%	106	100.00%
	Undervotes:	48		48	
	Overvotes:	0		0	
	Unresolved write-in votes:	7		7	

State Supreme Court Justice Position 6

Choice	Party	Absentee Voting		Total	
G. Helen Whitener		107	100.00%	107	100.00%
	Cast Votes:	107	100.00%	107	100.00%
	Undervotes:	47		47	
	Overvotes:	0		0	
	Unresolved write-in votes:	7		7	

San Juan County District Court Judge - 4-year term - vote for one

Choice	Party	Absentee Voting		Total	
Carolyn M. Jewett		101	100.00%	101	100.00%
	Cast Votes:	101	100.00%	101	100.00%
	Undervotes:	55		55	
	Overvotes:	0		0	
	Unresolved write-in votes:	5		5	

*** End of report ***