


## Oath of Authenticity

STATE OF WASHINGTON            )  
  ) ss.  
COUNTY OF SAN JUAN         )

I solemnly swear that the unofficial returns and supporting documentation of the Primary Election held on August 1, 2023, in San Juan County, State of Washington, are true and correct.



  
\_\_\_\_\_  
Camolyn Armstrong, Elections Manager

Subscribed and sworn before me this 14<sup>th</sup> day of August 2023

  
\_\_\_\_\_  
Cindy Wolf, County Legislative Authority (witness)

## Certification of the Canvassing Board

STATE OF WASHINGTON            )  
  ) ss.  
COUNTY OF SAN JUAN         )


The undersigned officers designated by law as constituting the Canvassing Board for the County of San Juan, State of Washington, hereby certify that this is a full, true, and correct copy of the Abstract of Votes including the cumulative results, precinct results, and reconciliation report of votes cast at the Primary Election held on August 1, 2023, in San Juan County, State of Washington, and that the following are the true and reconciled numbers of voters and votes counted.

Witness our hands and official seal this 15<sup>th</sup> day of August 2023



  
\_\_\_\_\_  
Natasha K. Warmenhoven, County Auditor

  
\_\_\_\_\_  
Cindy Wolf, County Legislative Authority (witness)

  
\_\_\_\_\_  
Amy Vira, Prosecuting Attorney (witness)  
JONATHAN CAIN, DEPUTY



# SAN JUAN COUNTY WASHINGTON

Natasha K. Warmenhoven, County Auditor  
Camolyn Armstrong, Elections Manager  
55 Second St · PO Box 638  
Friday Harbor, WA 98250  
360-378-3357  
sanjuanco.com/Elections

## Canvassing Board Review and Certification Meetings August 1, 2023, Primary Election

### August 14, 2023 — Review

Attendees:

- Natasha Warmenhoven, San Juan County Auditor
- Cindy Wolf – San Juan County Council Chair
- Jonathan Cain – Senior Deputy Prosecuting Attorney
- Camolyn Armstrong – Elections Manager
- Heather Lee – Chief Deputy Auditor

Auditor Warmenhoven called the Canvassing Board review meeting to order at 8:51 am on Monday August 14, 2023, at the San Juan County Elections office. Elections Manager Ms. Armstrong began with the Oath of Authenticity. Council Chair Wolf and Ms. Armstrong both signed the Oath.

Canvassing Board members reviewed challenged envelopes and ballots as follows:

Challenged Envelopes	Total to Canvass	Accepted	Rejected
No Signature	10	0	10
Mismatch Signature	19	3	16
Late Return – Mail	34	0	34

Challenged Ballots	Total to Canvass	Accepted	Rejected
Total Challenged Ballots - Voter Intent	1	1	0
Moved out of district	4	0	4
Deceased	1	0	1

Total to Canvass 69

The Canvassing Board reviewed 10 envelopes with no signature and rejected all.

The Canvassing Board reviewed 19 envelopes with mismatched signature and accepted 3 and rejected 16.

Three of the mismatched signature envelopes were discussed in length.

Ms. Armstrong detailed the best practices for the challenged ballots. The voter is contacted by phone or email when a declaration is not signed, or the signature does not match. The voter is mailed a signature cure form to sign and return by the day before certification. The voters with a challenged ballot are also contacted again 3-days prior to certification if their cure form has not been received.

There were 34 late ballots reviewed and rejected. Ms. Armstrong detailed the process of notifying the voter that they have returned a late ballot and inform them of their options to return future ballots on time.

There was 1 ballot that had been questioned for voter intent. The Canvassing Board reviewed and accepted the ballot.

The meeting was adjourned at 9:28 am with notice that the Canvassing Board would reconvene Tuesday, August 15, 2023, at 8:30 am at the Elections office to certify the election.

**August 15, 2023 — Certification**

Attendees:

- Natasha Warmenhoven - San Juan County Auditor
- Cindy Wolf – San Juan County Council Chair
- Jonathan Cain – Senior Deputy Prosecuting Attorney
- Camolyn Armstrong – Elections Manager
- Heather Lee – Chief Deputy Auditor

Auditor Warmenhoven called the Canvassing Board Certification Meeting to order at 8:46 am on Tuesday, August 15, 2023, at the San Juan County Elections office.

Ms. Armstrong reviewed an updated status of challenged ballots accepted by the canvassing board and cure forms received through 4:30 pm, August 14.

Ms. Armstrong presented the following documents to the Canvassing Board members for review:

Challenged Envelopes	Total to Canvass	Accepted	Rejected
No Signature	<b>10</b>	1	9
<i>Cure forms received &amp; processed</i>	1		
<i>Outstanding balance (letters sent to voters, no response)</i>	9		
Mismatch Signature	<b>19</b>	3	16
<i>Cure forms received &amp; processed/Accepted by Canvass Board</i>	3		
<i>Outstanding balance (letters sent to voters, no response)</i>	16		
Late Return – Mail	<b>34</b>	0	34
Other – Deceased	<b>1</b>	0	1
<b>Total Challenged Envelopes sent to Canvas</b>	<b>64</b>	Total Rejected	<b>60</b>

Ms. Armstrong presented the following documents to the Canvassing Board members for review:

- VoteWA Reconciliation Form
- VoteWA Reconciliation Report
- Official Precinct Report
- Official Cumulative Report

Canvassing Board members reviewed the reports. Ms. Armstrong explained how the numbers on the reports were obtained.

Canvassing Board members signed the Certification of Canvassing Board to certify the August 1, 2023, Primary Election.

The meeting was adjourned at 9:08 am.

Respectfully submitted,

DocuSigned by:  
  
52119576546747D...  
Natasha K. Warmenhoven, SJC Auditor

Approved:

DocuSigned by:  
  
52119576546747D...  
Natasha K. Warmenhoven, SJC Auditor

DocuSigned by:  
  
44DF0C5D0F06435...  
Cindy Wolf, SJC Council Chair

DocuSigned by:  
*Jonathan Cain*  
411EFF4860434D5...  
Jonathan Cain, SJC Senior Deputy Prosecuting Attorney



# SAN JUAN COUNTY WASHINGTON

Natasha K. Warmenhoven, County Auditor  
 Camolyn Armstrong, Elections Manager  
 55 Second St · PO Box 638  
 Friday Harbor, WA 98250  
 (360) 378-3357  
 sanjuanco.com/elections

**Primary Election – August 1, 2023**

**Canvass Board Meeting - canvassing vote-by-mail and challenged ballots - Review**

Monday, August 14, 2023

**Canvass Board Members Present:**

Natasha K. Warmenhoven, Auditor

Cindy Wolf, SJC Councilmember

*Chief Deputy*  
 Amy Vira, Prosecuting Attorney

*Jonathan Cain*

Ballots issued:	9,778		
Registered Voters:	9,669		
Ballots received:	4,415		
Ballots accepted:	4,351	45%	Return

**Challenged Envelopes**

	Total to Canvass	Accepted	Rejected
No Signature	10		10
Mismatch Signature	19	3	16
Late Return - Mail	34		34
<b>Total Challenged Envelopes sent to Canvass</b>	<b>63</b>		

**Challenged Ballots**

	Total to Canvass	Accepted	Rejected
Deceased	1		1
Moved out of district	4		4
<b>Total Challenged Ballots</b>	<b>1</b>	1	
		<b>Total Rejected</b>	

San Juan County Auditor Signature:

*[Handwritten Signature]*

Natasha K. Warmenhoven



**SAN JUAN COUNTY**  
WASHINGTON

Natasha K. Warmenhoven, County Auditor

Camolyn Armstrong, Elections Manager

55 Second St · PO Box 638

Friday Harbor, WA 98250

(360) 378-3357

sanjuanco.com/elections

**Primary Election – August 1, 2023**  
**Canvass Board Meeting - Certification of Election**  
Tuesday, August 15, 2023

**Canvass Board Members Present:**

Natasha K. Warmenhoven, Auditor	Ballots issued:	9,778		
Cindy Wolf, SJC Councilmember	Registered Voters:	9,669		
Jonathan Cain, Deputy Prosecuting Attorney	Ballots received:	4,416		
	Ballots accepted:	4,356	45%	Return

Challenged Envelopes	Total to Canvass	Accepted	Rejected
<b>No Signature received</b>	<b>10</b>	<b>1</b>	<b>9</b>
<i>Cure forms received and processed</i>	1		
<i>Outstanding balance (letters sent to voters, no response)</i>	9		
<b>Mismatch Signature</b>	<b>19</b>	<b>3</b>	<b>16</b>
<i>Cure forms received and processed and accepted by Canvass</i>	3		
<i>Outstanding balance (letters sent to voters, no response)</i>	16		
<b>Late Return – Mail</b>	<b>34</b>	<b>0</b>	<b>34</b>
<b>Other - Deceased</b>	<b>1</b>	<b>0</b>	<b>1</b>
<b>Total Challenged Envelopes sent to Canvass</b>	<b>63</b>		

Total Rejected **59** 60

San Juan County Auditor Signature:

Natasha K. Warmenhoven



San Juan County Canvass Board  
Review of Late Mailed Ballots

San Juan County Canvass Board  
August 1, 2023 Primary Election

On August 14, 2023, the Canvass Board reviewed 34 envelopes with late postmarks.

0 envelopes were accepted as timely and

34 envelopes were rejected as late by the Canvass Board.

  
\_\_\_\_\_  
Natasha K. Warmenhoven, Auditor (witness)

August 14, 2023

  
\_\_\_\_\_  
Cindy Wolf, Councilmember (witness)

August 14, 2023

  
\_\_\_\_\_  
Amy Vira, Prosecuting Attorney (witness)

August 14, 2023

  
JONATHAN CAIN, DEPUTY

# San Juan County Auditor

## Reconciliation Form

### General information

County name San Juan  
 Election date 8/1/2023

### Registered voters eligible to participate

Active registered voters 9,650  
 Inactive registered voters 540

### Category Reconciliation (detailed accounting of ballots)

	Issued (number of voters issued ballots)	Credited voters in VoteWA (envelopes containing ballots)	Ballots Accepted (Counted / Tabulated)	Ballots not counted		Discrepancy (If zero, category balances)
				Ballots forwarded to other counties	Ballots Rejected	
UOCAVA	212	16	16	N/A	0	0
Federal write-in	N/A	0	0	N/A	0	0
Provisional	0	0	0	0	0	0
DREs	0	0	0	N/A	0	0
All voters not reported in above categories	9,566	4,400	4,340	0	60	0
<b>Total for all voter categories</b>	<b>9,778</b>	<b>4,416</b>	<b>4,356</b>	<b>0</b>	<b>60</b>	<b>0</b>

### Summary

#### Reconciliation

##### Overall Ballot Reconciliation

Ballots Received	4,416
Ballots Accepted	4,356
Ballots Not Counted	60
<b>Discrepancy</b>	<b>0</b>

##### Voters credited to ballots counted

Credited voters in VoteWA	4,356
Credited envelopes without ballots	0
Voters not credited in VoteWA (examples: FWAB or ACP)	0
<b>Total valid ballots</b>	<b>4,356</b>
<b>Discrepancy</b>	<b>0</b>

#### Additional Information

##### Replacement Ballots

Requested	123
Issued	118
Returned	43
Counted	43
Rejected	0

##### Return method

Email	12
Fax	0
Deposited at staffed, unstaffed deposit sites and voting centers	2,010
Non-UOCAVA returned by Fax or Email	12

##### Generation method

VoteWA	36
Other online programs	0
PDF originating from county	0
Non-UOCAVA ballots issued electronically	37

##### AVU

Estimated number of paper ballots printed by AVU	0
--	---

#### Category discrepancy explanation

#### VoteWA discrepancy explanation

Report prepared by: Camolyn Armstrong, Elections Manager

Date: August 15, 2023

Contact number: 360-370-7563

# Reconciliation Form

## Data entry

General information	
County name	San Juan
Election date	8/1/2023

Registered voters eligible to participate	
Number of ACTIVE registered voters	9,650
Number of INACTIVE registered voters	540
Total registered voters eligible to participate	10,190

VoteWA	
How many voters were credited in VoteWA?	4,356
How many envelopes without ballots were credited, including ballots of other elections?	-
How many valid voters were NOT credited in VoteWA (ACP, FWAB)?	
Adjusted number of valid voters	4,356

Ballots issued	
What was the total number of ballots issued?	9,778
Of the total number above, how many UOCAVA ballots were issued?	212
Of the total number above, how many provisional ballots were issued?	-
Of the total number above, how many DRE ballots were issued?	-

Voted ballots received	
How many voted ballots (in total) did you receive?	4,416
Of the number above, how many UOCAVA ballots did you receive?	16
Of the number above, how many Federal write-in ballots did you receive?	-
Of the number above, how many provisional ballots did you receive?	-
Of the number above, how DRE ballots were cast?	-

Ballots Accepted	
How many ballots (in total) were counted/tabulated?	4,356
Of the number above, how many UOCAVA ballots were counted/tabulated?	16
Of the number above, how many Federal Write-in ballots were counted/tabulated?	-
Of the number above, how many provisional ballots were counted/tabulated?	-
Of the number above, how many DRE ballots were counted/tabulated?	-

Ballots NOT Counted/Tabulated	
<u>Forwarded ballots</u>	
Total ballots forwarded to other counties?	-
Of the total number above, how many of the forwarded ballots were provisional ballots?	-
Of the total number above, how many of the forwarded ballots were late transfer?	-
<u>Rejected ballots</u>	
Total ballots rejected	60
Of the total above, how many were rejected because of a missing signature?	9
Of the total above, how many were rejected because of the signature didn't match?	16
Of the total above, how many were rejected because of the ballot was Postmarked too late?	34
Of the total above, how many were rejected because they were returned electronically and no hardcopy was received?	-
Of the total above, how many were rejected other reasons?	1
Total UOCAVA ballots rejected	-
Of the total above, how many were rejected because of a missing signature?	-
Of the total above, how many were rejected because of the signature didn't match?	-
Of the total above, how many were rejected because of the ballot was Postmarked too late?	-
Of the total above, how many were rejected other reasons?	-
Total Federal Write-in Absentee ballots rejected	-

Of the total above, how many were rejected because of a missing signature?	-
Of the total above, how many were rejected because of the signature didn't match?	-
Of the total above, how many were rejected because of the ballot was Postmarked too late?	-
Of the total above, how many were rejected other reasons?	-
Total provisional ballots rejected	-
Of the total above, how many were rejected because of a missing signature?	-
Of the total above, how many were rejected because of the signature didn't match?	-
Of the total above, how many were rejected because of the ballot was Postmarked too late?	-
Of the total above, how many were rejected other reasons?	-
Total DRE ballots rejected	-

Additional Information	
<b>Replacement Ballots</b>	
How many replacement ballots were requested?	123
How many replacement ballots were issued?	118
How many replacement ballots were received?	43
How many replacement ballots were counted?	43
How many replacement ballots were rejected?	-
<b>Ballot generation method</b>	
How many ballots were generated through VoteWA?	36
How many ballots were generated through other online programs?	-
How many ballots were generated through a PDF originating from the county?	-
How many non-UOCAVA ballots were issued by email, fax, or online program?	37
<b>Ballots returned</b>	
In total, how many ballots were returned by E-mail?	12
In total, how many ballots were returned by fax?	-
How many non-UOCAVA ballots were returned by E-Mail or fax?	12
How many ballots were deposited at staffed or unstaffed deposit sites and voting centers?	2,010
<b>AVU</b>	
Please provide an estimate of the number of paper ballots printed by AVU	-

Signature	
<b>Report prepared by</b>	<b>Date</b>
Camolyn Armstrong, Elections Manager	08/15/23
<b>Contact number</b>	
360-370-7563	
<p>Completing this form fulfils the requirements in RCW 29A.60.235 and 2011 c 10 s 62  Rev 2.4 (08/13/2019)</p>	

**2023 Primary Cumulative**

2023 Primary Election

Run Time 4:58 PM  
Run Date 08/14/2023**San Juan County**

2023 Primary Election

8/1/2023

Page 1

**Official Results**Registered Voters  
4356 of 9650 = 45.14%  
Precincts Reporting  
0 of 30 = 0.00%**Lopez Island School District No. 144 - 4-year term - vote for one**

Choice	Party	Absentee Voting		Total	
Eden R Zillioux		51	4.43%	51	4.43%
Sarah Murphy		946	82.12%	946	82.12%
David Kester		155	13.45%	155	13.45%
Cast Votes:		1,152	100.00%	1,152	100.00%
Undervotes:		3		3	
Overvotes:		4		4	
Unresolved write-in votes:		7		7	

**SJC Fire Protection District No. 2 - 2-year unexpired - vote for one**

Choice	Party	Absentee Voting		Total	
Toni Knudson		823	35.81%	823	35.81%
Kate Hansen		933	40.60%	933	40.60%
Leith Templin		542	23.59%	542	23.59%
Cast Votes:		2,298	100.00%	2,298	100.00%
Undervotes:		38		38	
Overvotes:		2		2	
Unresolved write-in votes:		3		3	

**Port of Friday Harbor - 4-year term - vote for one**

Choice	Party	Absentee Voting		Total	
Rich Goodhart		464	55.17%	464	55.17%
Randy Cowley		91	10.82%	91	10.82%
Greg Hertel		286	34.01%	286	34.01%
Cast Votes:		841	100.00%	841	100.00%
Undervotes:		2		2	
Overvotes:		0		0	
Unresolved write-in votes:		6		6	

2023 Primary Cumulative

San Juan County

Official Results

2023 Primary Election

2023 Primary Election

Registered Voters  
4356 of 9650 = 45.14%

Run Time 4:58 PM  
Run Date 08/14/2023

8/1/2023

Precincts Reporting  
0 of 30 = 0.00%

Page 2

Port of Orcas - 4-year term - vote for one

Choice	Party	Absentee Voting		Total	
Rick Fant		909	40.33%	909	40.33%
Mia Kartiganer		819	36.34%	819	36.34%
Bob Phalan		526	23.34%	526	23.34%
Cast Votes:		2,254	100.00%	2,254	100.00%
Undervotes:		80		80	
Overvotes:		1		1	
Unresolved write-in votes:		6		6	

SJC Fire Protection District No. 2

Choice	Party	Absentee Voting		Total	
Yes		559	24.61%	559	24.61%
No		1,712	75.39%	1,712	75.39%
Cast Votes:		2,271	100.00%	2,271	100.00%
Undervotes:		66		66	
Overvotes:		0		0	
Unresolved write-in votes:		0		0	

\*\*\* End of report \*\*\*

**Precinct Results Report**

2023 Primary Election

Run Time 4:59 PM  
Run Date 08/14/2023

**San Juan County**

2023 Primary Election

8/1/2023

Page 1

**Official Results**

Registered Voters  
4356 of 9650 = 45.14%

Precincts Reporting  
0 of 30 = 0.00%

**12-A San Juan SW**

92 of 199 registered voters = 46.23%

**Port Commissioner 3 - 4-year term - vote for one**

Choice	Party	Absentee Voting		Total	
Rich Goodhart		53	59.55%	53	59.55%
Randy Cowley		6	6.74%	6	6.74%
Greg Hertel		30	33.71%	30	33.71%
Cast Votes:		89	100.00%	89	100.00%
Undervotes:		0		0	
Overvotes:		0		0	
Unresolved write-in votes:		3		3	

**Precinct Results Report**

2023 Primary Election

Run Time 4:59 PM

Run Date 08/14/2023

**San Juan County**

2023 Primary Election

8/1/2023

Page 2

**Official Results**

Registered Voters

4356 of 9650 = 45.14%

Precincts Reporting

0 of 30 = 0.00%

**13-A San Juan Central**

280 of 811 registered voters = 34.53%

**Port Commissioner 3 - 4-year term - vote for one**

Choice	Party	Absentee Voting		Total	
Rich Goodhart		158	57.04%	158	57.04%
Randy Cowley		26	9.39%	26	9.39%
Greg Hertel		93	33.57%	93	33.57%
Cast Votes:		277	100.00%	277	100.00%
Undervotes:		1		1	
Overvotes:		0		0	
Unresolved write-in votes:		2		2	

**Precinct Results Report**

2023 Primary Election

Run Time 4:59 PM

Run Date 08/14/2023

**San Juan County**

2023 Primary Election

8/1/2023

Page 3

**Official Results**

Registered Voters

4356 of 9650 = 45.14%

Precincts Reporting

0 of 30 = 0.00%

**14-A San Juan West**

253 of 820 registered voters = 30.85%

**Port Commissioner 3 - 4-year term - vote for one**

Choice	Party	Absentee Voting		Total	
Rich Goodhart		140	55.56%	140	55.56%
Randy Cowley		26	10.32%	26	10.32%
Greg Hertel		86	34.13%	86	34.13%
Cast Votes:		252	100.00%	252	100.00%
Undervotes:		0		0	
Overvotes:		0		0	
Unresolved write-in votes:		1		1	

**Precinct Results Report**

2023 Primary Election

Run Time 4:59 PM

Run Date 08/14/2023

**San Juan County**

2023 Primary Election

8/1/2023

Page 4

**Official Results**

Registered Voters  
4356 of 9650 = 45.14%

Precincts Reporting  
0 of 30 = 0.00%

**15-A San Juan North**

222 of 662 registered voters = 33.53%

**Port Commissioner 3 - 4-year term - vote for one**

Choice	Party	Absentee Voting		Total	
Rich Goodhart		112	50.68%	112	50.68%
Randy Cowley		32	14.48%	32	14.48%
Greg Hertel		77	34.84%	77	34.84%
Cast Votes:		221	100.00%	221	100.00%
Undervotes:		1		1	
Overvotes:		0		0	
Unresolved write-in votes:		0		0	

Precinct Results Report

2023 Primary Election

Run Time 4:59 PM

Run Date 08/14/2023

San Juan County

2023 Primary Election

8/1/2023

Page 5

Official Results

Registered Voters

4356 of 9650 = 45.14%

Precincts Reporting

0 of 30 = 0.00%

21 Orcas North

240 of 500 registered voters = 48.00%

Fire Commissioner 1 - 2-year unexpired - vote for one

Choice	Party	Absentee Voting		Total	
Toni Knudson		66	27.85%	66	27.85%
Kate Hansen		112	47.26%	112	47.26%
Leith Templin		59	24.89%	59	24.89%
Cast Votes:		237	100.00%	237	100.00%
Undervotes:		3		3	
Overvotes:		0		0	
Unresolved write-in votes:		0		0	

Port Commissioner 3 - 4-year term - vote for one

Choice	Party	Absentee Voting		Total	
Rick Fant		85	36.48%	85	36.48%
Mia Kartiganer		79	33.91%	79	33.91%
Bob Phalan		69	29.61%	69	29.61%
Cast Votes:		233	100.00%	233	100.00%
Undervotes:		7		7	
Overvotes:		0		0	
Unresolved write-in votes:		0		0	

Proposition No. 1 - Restoring Regular Property Tax

Choice	Party	Absentee Voting		Total	
Yes		60	25.21%	60	25.21%
No		178	74.79%	178	74.79%
Cast Votes:		238	100.00%	238	100.00%
Undervotes:		2		2	
Overvotes:		0		0	
Unresolved write-in votes:		0		0	

**Precinct Results Report**

2023 Primary Election

Run Time 4:59 PM

Run Date 08/14/2023

**San Juan County**

2023 Primary Election

8/1/2023

Page 6

**Official Results**

Registered Voters  
4356 of 9650 = 45.14%

Precincts Reporting  
0 of 30 = 0.00%

**22 Orcas West**

330 of 646 registered voters = 51.08%

**Fire Commissioner 1 - 2-year unexpired - vote for one**

Choice	Party	Absentee Voting		Total	
Toni Knudson		126	38.53%	126	38.53%
Kate Hansen		117	35.78%	117	35.78%
Leith Templin		84	25.69%	84	25.69%
Cast Votes:		327	100.00%	327	100.00%
Undervotes:		3		3	
Overvotes:		0		0	
Unresolved write-in votes:		0		0	

**Port Commissioner 3 - 4-year term - vote for one**

Choice	Party	Absentee Voting		Total	
Rick Fant		150	46.88%	150	46.88%
Mia Kartiganer		99	30.94%	99	30.94%
Bob Phalan		71	22.19%	71	22.19%
Cast Votes:		320	100.00%	320	100.00%
Undervotes:		10		10	
Overvotes:		0		0	
Unresolved write-in votes:		0		0	

**Proposition No. 1 - Restoring Regular Property Tax**

Choice	Party	Absentee Voting		Total	
Yes		95	29.97%	95	29.97%
No		222	70.03%	222	70.03%
Cast Votes:		317	100.00%	317	100.00%
Undervotes:		13		13	
Overvotes:		0		0	
Unresolved write-in votes:		0		0	

**Precinct Results Report**

2023 Primary Election

Run Time 4:59 PM

Run Date 08/14/2023

**San Juan County**

2023 Primary Election

8/1/2023

Page 7

**Official Results**

Registered Voters

4356 of 9650 = 45.14%

Precincts Reporting

0 of 30 = 0.00%

**23 Orcas Central**

336 of 630 registered voters = 53.33%

**Fire Commissioner 1 - 2-year unexpired - vote for one**

Choice	Party	Absentee Voting		Total	
Toni Knudson		136	41.34%	136	41.34%
Kate Hansen		127	38.60%	127	38.60%
Leith Templin		66	20.06%	66	20.06%
Cast Votes:		329	100.00%	329	100.00%
Undervotes:		6		6	
Overvotes:		0		0	
Unresolved write-in votes:		1		1	

**Port Commissioner 3 - 4-year term - vote for one**

Choice	Party	Absentee Voting		Total	
Rick Fant		125	38.94%	125	38.94%
Mia Kartiganer		123	38.32%	123	38.32%
Bob Phalan		73	22.74%	73	22.74%
Cast Votes:		321	100.00%	321	100.00%
Undervotes:		14		14	
Overvotes:		0		0	
Unresolved write-in votes:		1		1	

**Proposition No. 1 - Restoring Regular Property Tax**

Choice	Party	Absentee Voting		Total	
Yes		57	17.33%	57	17.33%
No		272	82.67%	272	82.67%
Cast Votes:		329	100.00%	329	100.00%
Undervotes:		7		7	
Overvotes:		0		0	
Unresolved write-in votes:		0		0	

Precinct Results Report

2023 Primary Election

Run Time 4:59 PM

Run Date 08/14/2023

San Juan County

2023 Primary Election

8/1/2023

Page 8

Official Results

Registered Voters  
4356 of 9650 = 45.14%

Precincts Reporting  
0 of 30 = 0.00%

24 Orcas South

269 of 522 registered voters = 51.53%

Fire Commissioner 1 - 2-year unexpired - vote for one

Choice	Party	Absentee Voting		Total	
Toni Knudson		90	35.02%	90	35.02%
Kate Hansen		103	40.08%	103	40.08%
Leith Templin		64	24.90%	64	24.90%
Cast Votes:		257	100.00%	257	100.00%
Undervotes:		10		10	
Overvotes:		1		1	
Unresolved write-in votes:		1		1	

Port Commissioner 3 - 4-year term - vote for one

Choice	Party	Absentee Voting		Total	
Rick Fant		96	37.65%	96	37.65%
Mia Kartiganer		93	36.47%	93	36.47%
Bob Phalan		66	25.88%	66	25.88%
Cast Votes:		255	100.00%	255	100.00%
Undervotes:		10		10	
Overvotes:		1		1	
Unresolved write-in votes:		3		3	

Proposition No. 1 - Restoring Regular Property Tax

Choice	Party	Absentee Voting		Total	
Yes		57	21.59%	57	21.59%
No		207	78.41%	207	78.41%
Cast Votes:		264	100.00%	264	100.00%
Undervotes:		5		5	
Overvotes:		0		0	
Unresolved write-in votes:		0		0	

**Precinct Results Report**

2023 Primary Election

Run Time 4:59 PM  
Run Date 08/14/2023

**San Juan County**

2023 Primary Election

8/1/2023  
Page 9

**Official Results**

Registered Voters  
4356 of 9650 = 45.14%  
Precincts Reporting  
0 of 30 = 0.00%

**25 Eastsound North**

324 of 810 registered voters = 40.00%

**Fire Commissioner 1 - 2-year unexpired - vote for one**

Choice	Party	Absentee Voting		Total	
Toni Knudson		101	31.76%	101	31.76%
Kate Hansen		140	44.03%	140	44.03%
Leith Templin		77	24.21%	77	24.21%
Cast Votes:		318	100.00%	318	100.00%
Undervotes:		5		5	
Overvotes:		0		0	
Unresolved write-in votes:		1		1	

**Port Commissioner 3 - 4-year term - vote for one**

Choice	Party	Absentee Voting		Total	
Rick Fant		103	32.39%	103	32.39%
Mia Kartiganer		127	39.94%	127	39.94%
Bob Phalan		88	27.67%	88	27.67%
Cast Votes:		318	100.00%	318	100.00%
Undervotes:		6		6	
Overvotes:		0		0	
Unresolved write-in votes:		0		0	

**Proposition No. 1 - Restoring Regular Property Tax**

Choice	Party	Absentee Voting		Total	
Yes		86	27.30%	86	27.30%
No		229	72.70%	229	72.70%
Cast Votes:		315	100.00%	315	100.00%
Undervotes:		9		9	
Overvotes:		0		0	
Unresolved write-in votes:		0		0	

**Precinct Results Report**

2023 Primary Election

Run Time 4:59 PM  
Run Date 08/14/2023**San Juan County**

2023 Primary Election

8/1/2023  
Page 10**Official Results**Registered Voters  
4356 of 9650 = 45.14%  
Precincts Reporting  
0 of 30 = 0.00%**26 Eastsound**

304 of 577 registered voters = 52.69%

**Fire Commissioner 1 - 2-year unexpired - vote for one**

Choice	Party	Absentee Voting		Total	
Toni Knudson		99	33.00%	99	33.00%
Kate Hansen		135	45.00%	135	45.00%
Leith Templin		66	22.00%	66	22.00%
Cast Votes:		300	100.00%	300	100.00%
Undervotes:		4		4	
Overvotes:		0		0	
Unresolved write-in votes:		0		0	

**Port Commissioner 3 - 4-year term - vote for one**

Choice	Party	Absentee Voting		Total	
Rick Fant		146	48.83%	146	48.83%
Mia Kartiganer		92	30.77%	92	30.77%
Bob Phalan		61	20.40%	61	20.40%
Cast Votes:		299	100.00%	299	100.00%
Undervotes:		5		5	
Overvotes:		0		0	
Unresolved write-in votes:		0		0	

**Proposition No. 1 - Restoring Regular Property Tax**

Choice	Party	Absentee Voting		Total	
Yes		73	25.00%	73	25.00%
No		219	75.00%	219	75.00%
Cast Votes:		292	100.00%	292	100.00%
Undervotes:		12		12	
Overvotes:		0		0	
Unresolved write-in votes:		0		0	

**Precinct Results Report**

2023 Primary Election

Run Time 4:59 PM

Run Date 08/14/2023

**San Juan County**

2023 Primary Election

8/1/2023

Page 11

**Official Results**

Registered Voters  
4356 of 9650 = 45.14%

Precincts Reporting  
0 of 30 = 0.00%

**27 Orcas East**

534 of 992 registered voters = 53.83%

**Fire Commissioner 1 - 2-year unexpired - vote for one**

Choice	Party	Absentee Voting		Total	
Toni Knudson		204	38.78%	204	38.78%
Kate Hansen		196	37.26%	196	37.26%
Leith Templin		126	23.95%	126	23.95%
Cast Votes:		526	100.00%	526	100.00%
Undervotes:		7		7	
Overvotes:		1		1	
Unresolved write-in votes:		0		0	

**Port Commissioner 3 - 4-year term - vote for one**

Choice	Party	Absentee Voting		Total	
Rick Fant		204	40.40%	204	40.40%
Mia Kartiganer		203	40.20%	203	40.20%
Bob Phalan		98	19.41%	98	19.41%
Cast Votes:		505	100.00%	505	100.00%
Undervotes:		28		28	
Overvotes:		0		0	
Unresolved write-in votes:		1		1	

**Proposition No. 1 - Restoring Regular Property Tax**

Choice	Party	Absentee Voting		Total	
Yes		131	25.39%	131	25.39%
No		385	74.61%	385	74.61%
Cast Votes:		516	100.00%	516	100.00%
Undervotes:		18		18	
Overvotes:		0		0	
Unresolved write-in votes:		0		0	

**Precinct Results Report**

2023 Primary Election

Run Time 4:59 PM

Run Date 08/14/2023

**San Juan County**

2023 Primary Election

8/1/2023

Page 12

**Official Results**

Registered Voters

4356 of 9650 = 45.14%

Precincts Reporting

0 of 30 = 0.00%

**30 Lopez North West**

114 of 247 registered voters = 46.15%

**School Board Director 3 - 4-year term - vote for one**

Choice	Party	Absentee Voting		Total	
Eden R Zillioux		11	9.65%	11	9.65%
Sarah Murphy		90	78.95%	90	78.95%
David Kester		13	11.40%	13	11.40%
Cast Votes:		114	100.00%	114	100.00%
Undervotes:		0		0	
Overvotes:		0		0	
Unresolved write-in votes:		0		0	

**Precinct Results Report**

2023 Primary Election

Run Time 4:59 PM

Run Date 08/14/2023

**San Juan County**

2023 Primary Election

8/1/2023

Page 13

**Official Results**

Registered Voters  
4356 of 9650 = 45.14%

Precincts Reporting  
0 of 30 = 0.00%

**31 Lopez North**

528 of 1,078 registered voters = 48.98%

**School Board Director 3 - 4-year term - vote for one**

Choice	Party	Absentee Voting		Total	
Eden R Zillioux		21	4.05%	21	4.05%
Sarah Murphy		422	81.31%	422	81.31%
David Kester		76	14.64%	76	14.64%
Cast Votes:		519	100.00%	519	100.00%
Undervotes:		2		2	
Overvotes:		3		3	
Unresolved write-in votes:		4		4	

**Precinct Results Report**

2023 Primary Election

Run Time 4:59 PM  
Run Date 08/14/2023

**San Juan County**

2023 Primary Election

8/1/2023  
Page 14

**Official Results**

Registered Voters  
4356 of 9650 = 45.14%  
Precincts Reporting  
0 of 30 = 0.00%

**32 Lopez South**

479 of 1,012 registered voters = 47.33%

**School Board Director 3 - 4-year term - vote for one**

Choice	Party	Absentee Voting		Total	
Eden R Zillioux		15	3.16%	15	3.16%
Sarah Murphy		397	83.76%	397	83.76%
David Kester		62	13.08%	62	13.08%
Cast Votes:		474	100.00%	474	100.00%
Undervotes:		1		1	
Overvotes:		1		1	
Unresolved write-in votes:		3		3	

**Precinct Results Report**

2023 Primary Election

Run Time 4:59 PM  
Run Date 08/14/2023

**San Juan County**

2023 Primary Election

8/1/2023  
Page 15

**Official Results**

Registered Voters  
4356 of 9650 = 45.14%  
Precincts Reporting  
0 of 30 = 0.00%

**33 Decatur & Outer Is**

44 of 144 registered voters = 30.56%

**School Board Director 3 - 4-year term - vote for one**

Choice	Party	Absentee Voting		Total	
Eden R Zillioux		4	9.09%	4	9.09%
Sarah Murphy		36	81.82%	36	81.82%
David Kester		4	9.09%	4	9.09%
Cast Votes:		44	100.00%	44	100.00%
Undervotes:		0		0	
Overvotes:		0		0	
Unresolved write-in votes:		0		0	

**Precinct Results Report**

2023 Primary Election

Run Time 4:59 PM

Run Date 08/14/2023

**San Juan County**

2023 Primary Election

8/1/2023

Page 16

**Official Results**

Registered Voters  
4356 of 9650 = 45.14%

Precincts Reporting  
0 of 30 = 0.00%

**12-A San Juan SW U18**

0 of 0 registered voters = 0.00%

**Port Commissioner 3 - 4-year term - vote for one**

Choice	Party	Absentee Voting		Total	
Rich Goodhart		0	0.00%	0	0.00%
Randy Cowley		0	0.00%	0	0.00%
Greg Hertel		0	0.00%	0	0.00%
Cast Votes:		0	0.00%	0	0.00%
Undervotes:		0		0	
Overvotes:		0		0	
Unresolved write-in votes:		0		0	

**Precinct Results Report**

2023 Primary Election

Run Time 4:59 PM

Run Date 08/14/2023

**San Juan County**

2023 Primary Election

8/1/2023

Page 17

**Official Results**

Registered Voters

4356 of 9650 = 45.14%

Precincts Reporting

0 of 30 = 0.00%

**13-A San Juan Central U18**

0 of 0 registered voters = 0.00%

**Port Commissioner 3 - 4-year term - vote for one**

Choice	Party	Absentee Voting		Total	
Rich Goodhart		0	0.00%	0	0.00%
Randy Cowley		0	0.00%	0	0.00%
Greg Hertel		0	0.00%	0	0.00%
Cast Votes:		0	0.00%	0	0.00%
Undervotes:		0		0	
Overvotes:		0		0	
Unresolved write-in votes:		0		0	

**Precinct Results Report**

2023 Primary Election

Run Time 4:59 PM  
Run Date 08/14/2023

**San Juan County**

2023 Primary Election

8/1/2023  
Page 18

**Official Results**

Registered Voters  
4356 of 9650 = 45.14%  
Precincts Reporting  
0 of 30 = 0.00%

**14-A San Juan West U18**

0 of 0 registered voters = 0.00%

**Port Commissioner 3 - 4-year term - vote for one**

Choice	Party	Absentee Voting		Total	
Rich Goodhart		0	0.00%	0	0.00%
Randy Cowley		0	0.00%	0	0.00%
Greg Hertel		0	0.00%	0	0.00%
Cast Votes:		0	0.00%	0	0.00%
Undervotes:		0		0	
Overvotes:		0		0	
Unresolved write-in votes:		0		0	

**Precinct Results Report**

2023 Primary Election

Run Time 4:59 PM

Run Date 08/14/2023

**San Juan County**

2023 Primary Election

8/1/2023

Page 19

**Official Results**

Registered Voters  
4356 of 9650 = 45.14%

Precincts Reporting  
0 of 30 = 0.00%

**15-A San Juan North U18**

2 of 0 registered voters = 0.00%

**Port Commissioner 3 - 4-year term - vote for one**

Choice	Party	Absentee Voting		Total	
Rich Goodhart		1	50.00%	1	50.00%
Randy Cowley		1	50.00%	1	50.00%
Greg Hertel		0	0.00%	0	0.00%
Cast Votes:		2	100.00%	2	100.00%
Undervotes:		0		0	
Overvotes:		0		0	
Unresolved write-in votes:		0		0	

**Precinct Results Report**

2023 Primary Election

Run Time 4:59 PM  
Run Date 08/14/2023

**San Juan County**

2023 Primary Election

8/1/2023  
Page 20

**Official Results**

Registered Voters  
4356 of 9650 = 45.14%  
Precincts Reporting  
0 of 30 = 0.00%

**21 Orcas North U18**

1 of 0 registered voters = 0.00%

**Fire Commissioner 1 - 2-year unexpired - vote for one**

Choice	Party	Absentee Voting		Total	
Toni Khudson		0	0.00%	0	0.00%
Kate Hansen		1	100.00%	1	100.00%
Leith Templin		0	0.00%	0	0.00%
Cast Votes:		1	100.00%	1	100.00%
Undervotes:		0		0	
Overvotes:		0		0	
Unresolved write-in votes:		0		0	

**Port Commissioner 3 - 4-year term - vote for one**

Choice	Party	Absentee Voting		Total	
Rick Fant		0	0.00%	0	0.00%
Mia Kartiganer		1	100.00%	1	100.00%
Bob Phalan		0	0.00%	0	0.00%
Cast Votes:		1	100.00%	1	100.00%
Undervotes:		0		0	
Overvotes:		0		0	
Unresolved write-in votes:		0		0	

**Precinct Results Report**

2023 Primary Election

Run Time 4:59 PM

Run Date 08/14/2023

**San Juan County**

2023 Primary Election

8/1/2023

Page 21

**Official Results**

Registered Voters

4356 of 9650 = 45.14%

Precincts Reporting

0 of 30 = 0.00%

**22 Orcas West U18**

0 of 0 registered voters = 0.00%

**Fire Commissioner 1 - 2-year unexpired - vote for one**

Choice	Party	Absentee Voting		Total	
Toni Knudson		0	0.00%	0	0.00%
Kate Hansen		0	0.00%	0	0.00%
Leith Templin		0	0.00%	0	0.00%
Cast Votes:		0	0.00%	0	0.00%
Undervotes:		0		0	
Overvotes:		0		0	
Unresolved write-in votes:		0		0	

**Port Commissioner 3 - 4-year term - vote for one**

Choice	Party	Absentee Voting		Total	
Rick Fant		0	0.00%	0	0.00%
Mia Kartiganer		0	0.00%	0	0.00%
Bob Phalan		0	0.00%	0	0.00%
Cast Votes:		0	0.00%	0	0.00%
Undervotes:		0		0	
Overvotes:		0		0	
Unresolved write-in votes:		0		0	

**Precinct Results Report**

2023 Primary Election

Run Time 4:59 PM

Run Date 08/14/2023

**San Juan County**

2023 Primary Election

8/1/2023

Page 22

**Official Results**

Registered Voters

4356 of 9650 = 45.14%

Precincts Reporting

0 of 30 = 0.00%

**23 Orcas Central U18**

2 of 0 registered voters = 0.00%

**Fire Commissioner 1 - 2-year unexpired - vote for one**

Choice	Party	Absentee Voting		Total	
Toni Knudson		1	50.00%	1	50.00%
Kate Hansen		1	50.00%	1	50.00%
Leith Templin		0	0.00%	0	0.00%
Cast Votes:		2	100.00%	2	100.00%
Undervotes:		0		0	
Overvotes:		0		0	
Unresolved write-in votes:		0		0	

**Port Commissioner 3 - 4-year term - vote for one**

Choice	Party	Absentee Voting		Total	
Rick Fant		0	0.00%	0	0.00%
Mia Kartiganer		1	100.00%	1	100.00%
Bob Phalan		0	0.00%	0	0.00%
Cast Votes:		1	100.00%	1	100.00%
Undervotes:		0		0	
Overvotes:		0		0	
Unresolved write-in votes:		1		1	

**Precinct Results Report**

2023 Primary Election

Run Time 4:59 PM  
Run Date 08/14/2023

**San Juan County**

2023 Primary Election

8/1/2023  
Page 23

**Official Results**

Registered Voters  
4356 of 9650 = 45.14%  
Precincts Reporting  
0 of 30 = 0.00%

**24 Orcas South U18**

0 of 0 registered voters = 0.00%

**Fire Commissioner 1 - 2-year unexpired - vote for one**

Choice	Party	Absentee Voting		Total	
Toni Knudson		0	0.00%	0	0.00%
Kate Hansen		0	0.00%	0	0.00%
Leith Templin		0	0.00%	0	0.00%
Cast Votes:		0	0.00%	0	0.00%
Undervotes:		0		0	
Overvotes:		0		0	
Unresolved write-in votes:		0		0	

**Port Commissioner 3 - 4-year term - vote for one**

Choice	Party	Absentee Voting		Total	
Rick Fant		0	0.00%	0	0.00%
Mia Kartiganer		0	0.00%	0	0.00%
Bob Phalan		0	0.00%	0	0.00%
Cast Votes:		0	0.00%	0	0.00%
Undervotes:		0		0	
Overvotes:		0		0	
Unresolved write-in votes:		0		0	

**Precinct Results Report**

2023 Primary Election

Run Time 4:59 PM  
Run Date 08/14/2023

**San Juan County**

2023 Primary Election

8/1/2023  
Page 24

**Official Results**

Registered Voters  
4356 of 9650 = 45.14%  
Precincts Reporting  
0 of 30 = 0.00%

**25 Eastsound North U18**

0 of 0 registered voters = 0.00%

**Fire Commissioner 1 - 2-year unexpired - vote for one**

Choice	Party	Absentee Voting		Total	
Toni Knudson		0	0.00%	0	0.00%
Kate Hansen		0	0.00%	0	0.00%
Leith Templin		0	0.00%	0	0.00%
Cast Votes:		0	0.00%	0	0.00%
Undervotes:		0		0	
Overvotes:		0		0	
Unresolved write-in votes:		0		0	

**Port Commissioner 3 - 4-year term - vote for one**

Choice	Party	Absentee Voting		Total	
Rick Fant		0	0.00%	0	0.00%
Mia Kartiganer		0	0.00%	0	0.00%
Bob Phalan		0	0.00%	0	0.00%
Cast Votes:		0	0.00%	0	0.00%
Undervotes:		0		0	
Overvotes:		0		0	
Unresolved write-in votes:		0		0	

**Precinct Results Report**

2023 Primary Election

Run Time 4:59 PM  
Run Date 08/14/2023

**San Juan County**

2023 Primary Election

8/1/2023  
Page 25

**Official Results**

**Registered Voters**  
4356 of 9650 = 45.14%  
**Precincts Reporting**  
0 of 30 = 0.00%

**26 Eastsound U18**

0 of 0 registered voters = 0.00%

**Fire Commissioner 1 - 2-year unexpired - vote for one**

Choice	Party	Absentee Voting		Total	
Toni Knudson		0	0.00%	0	0.00%
Kate Hansen		0	0.00%	0	0.00%
Leith Templin		0	0.00%	0	0.00%
Cast Votes:		0	0.00%	0	0.00%
Undervotes:		0		0	
Overvotes:		0		0	
Unresolved write-in votes:		0		0	

**Port Commissioner 3 - 4-year term - vote for one**

Choice	Party	Absentee Voting		Total	
Rick Fant		0	0.00%	0	0.00%
Mia Kartiganer		0	0.00%	0	0.00%
Bob Phalan		0	0.00%	0	0.00%
Cast Votes:		0	0.00%	0	0.00%
Undervotes:		0		0	
Overvotes:		0		0	
Unresolved write-in votes:		0		0	

**Precinct Results Report**

2023 Primary Election

Run Time 4:59 PM  
Run Date 08/14/2023

**San Juan County**

2023 Primary Election

8/1/2023  
Page 26

**Official Results**

**Registered Voters**  
4356 of 9650 = 45.14%  
**Precincts Reporting**  
0 of 30 = 0.00%

**27 Orcas East U18**

1 of 0 registered voters = 0.00%

**Fire Commissioner 1 - 2-year unexpired - vote for one**

Choice	Party	Absentee Voting		Total	
Toni Knudson		0	0.00%	0	0.00%
Kate Hansen		1	100.00%	1	100.00%
Leith Templin		0	0.00%	0	0.00%
Cast Votes:		1	100.00%	1	100.00%
Undervotes:		0		0	
Overvotes:		0		0	
Unresolved write-in votes:		0		0	

**Port Commissioner 3 - 4-year term - vote for one**

Choice	Party	Absentee Voting		Total	
Rick Fant		0	0.00%	0	0.00%
Mia Kartiganer		1	100.00%	1	100.00%
Bob Phalan		0	0.00%	0	0.00%
Cast Votes:		1	100.00%	1	100.00%
Undervotes:		0		0	
Overvotes:		0		0	
Unresolved write-in votes:		0		0	

**Precinct Results Report**

2023 Primary Election

Run Time 4:59 PM  
Run Date 08/14/2023

**San Juan County**

2023 Primary Election

8/1/2023

Page 27

**Official Results**

**Registered Voters**  
4356 of 9650 = 45.14%

**Precincts Reporting**  
0 of 30 = 0.00%

**30 Lopez North West U18**

0 of 0 registered voters = 0.00%

**School Board Director 3 - 4-year term - vote for one**

Choice	Party	Absentee Voting		Total	
Eden R Zillioux		0	0.00%	0	0.00%
Sarah Murphy		0	0.00%	0	0.00%
David Kester		0	0.00%	0	0.00%
Cast Votes:		0	0.00%	0	0.00%
Undervotes:		0		0	
Overvotes:		0		0	
Unresolved write-in votes:		0		0	

**Precinct Results Report**

2023 Primary Election

Run Time 4:59 PM

Run Date 08/14/2023

**San Juan County**

2023 Primary Election

8/1/2023

Page 28

**Official Results**

**Registered Voters**  
4356 of 9650 = 45.14%

**Precincts Reporting**  
0 of 30 = 0.00%

**31 Lopez North U18**

0 of 0 registered voters = 0.00%

**School Board Director 3 - 4-year term - vote for one**

Choice	Party	Absentee Voting		Total	
Eden R Zillioux		0	0.00%	0	0.00%
Sarah Murphy		0	0.00%	0	0.00%
David Kester		0	0.00%	0	0.00%
Cast Votes:		0	0.00%	0	0.00%
Undervotes:		0		0	
Overvotes:		0		0	
Unresolved write-in votes:		0		0	

**Precinct Results Report**

2023 Primary Election

Run Time 4:59 PM  
Run Date 08/14/2023

**San Juan County**

2023 Primary Election

8/1/2023

Page 29

**Official Results**

**Registered Voters**  
4356 of 9650 = 45.14%

**Precincts Reporting**  
0 of 30 = 0.00%

**32 Lopez South U18**

1 of 0 registered voters = 0.00%

**School Board Director 3 - 4-year term - vote for one**

<b>Choice</b>	<b>Party</b>	<b>Absentee Voting</b>		<b>Total</b>	
Eden R Zillioux		0	0.00%	0	0.00%
Sarah Murphy		1	100.00%	1	100.00%
David Kester		0	0.00%	0	0.00%
Cast Votes:		1	100.00%	1	100.00%
Undervotes:		0		0	
Overvotes:		0		0	
Unresolved write-in votes:		0		0	

**Precinct Results Report**

2023 Primary Election

Run Time 4:59 PM  
Run Date 08/14/2023

**San Juan County**

2023 Primary Election

8/1/2023

Page 30

**Official Results**

**Registered Voters**  
4356 of 9650 = 45.14%

**Precincts Reporting**  
0 of 30 = 0.00%

**33 Decatur & Outer Is U18**

0 of 0 registered voters = 0.00%

**School Board Director 3 - 4-year term - vote for one**

Choice	Party	Absentee Voting		Total	
Eden R Zillioux		0	0.00%	0	0.00%
Sarah Murphy		0	0.00%	0	0.00%
David Kester		0	0.00%	0	0.00%
Cast Votes:		0	0.00%	0	0.00%
Undervotes:		0		0	
Overvotes:		0		0	
Unresolved write-in votes:		0		0	

\*\*\* End of report \*\*\*

# Manual Count of Random Groups - Post Election Audit

Date of Election: August 1, 2023 Primary Election

Race to be counted: SJC Fire Protection District No. 2 - Fire Commissioner 1

Response	Batch						Manual Totals	Machine Totals
	163	152	157	164	150	165		
Toni Knudson	4	15	19	14	5	11	68	68
Kate Hansen	4	19	12	5	2	7	49	49
Leith Templin	6	7	2	15	3	2	35	35
Write-in	0	0	0	0	0	0	0	0
Undervotes	0	1	0	0	0	0	1	1
Overvotes	0	0	0	0	0	0	0	0
Corrections								

Explain any discrepancies: 0

Manual Audit matched machine count:  Yes;  No

Audit results certified by:

Elections Manager: Camolyn Armstrong Date Aug 21 2023

# Manual Count of Random Groups - Post Election Audit

Date of Election: August 1, 2023 Primary Election

Batch 165

Race to be counted: **SJC Fire Protection District No. 2 - Fire Commissioner 1**

Response	Count Team 1	Count Team 2	Manual Totals
Toni Knudson	<del>4</del> 11	11	11
Kate Hansen	<del>4</del> 7	7	7
Leith Templin	2	2	2
Write-in		0	0
Undervotes		0	0
Overvotes		0	0

Audit results processed by:

Count Team 1:

Sign 1. *R Buganich* Date 8-2-23

Sign 2. *J Keller* Date 8-2-23

Count Team 2:

Sign 1. *[Signature]* Date 8-2-2023

Sign 2. *[Signature]* Date 8-2-2023

# Manual Count of Random Groups - Post Election Audit

Date of Election: August 1, 2023 Primary Election

Batch 150

Race to be counted: **SJC Fire Protection District No. 2 - Fire Commissioner 1**

Response	Count Team 1	Count Team 2	Manual Totals
Toni Knudson	<del>2</del> 5	5	5
Kate Hansen	<del>2</del> 2	2	2
Leith Templin	<del>1</del> 3	3	3
Write-in			
Undervotes			
Overvotes			

Audit results processed by:

Count Team 1:

Sign 1. *D. Buganski* Date 8-2-23

Sign 2. *J. K.* Date 8-2-23

Count Team 2:

Sign 1. *J. Sear* Date ~~8-2-23~~ 8-2-23

Sign 2. *J. Bruffin* Date 8-2-23

# Manual Count of Random Groups - Post Election Audit

Date of Election: August 1, 2023 Primary Election

Batch 164

Race to be counted: **SJC Fire Protection District No. 2 - Fire Commissioner 1**

Response	Count Team 1	Count Team 2	Manual Totals
Toni Knudson	14	14	14
Kate Hansen	5	5	5
Leith Templin	15	15	15
Write-in	0	0	0
Undervotes	0	0	0
Overvotes	0	0	0

Audit results processed by:

Count Team 1:

Sign 1. [Signature] Date 8/2/2023

Sign 2. [Signature] Date 8-2-2023

Count Team 2:

Sign 1. [Signature] Date 8-2-23

Sign 2. [Signature] Date 8-2-23

# Manual Count of Random Groups - Post Election Audit

Date of Election: August 1, 2023 Primary Election

Batch 151

Race to be counted: **SJC Fire Protection District No. 2 - Fire Commissioner 1**

Response	Count Team 1	Count Team 2	Manual Totals
Toni Knudson	19	19	19
Kate Hansen	12	12	12
Leith Templin	2	2	2
Write-in	0	0	0
Undervotes	0	0	0
Overvotes	0	0	0

Audit results processed by:

Count Team 1:

Sign 1. J. Sear Date 8/2/2023

Sign 2. J. Griffin Date 8/2/2023

Count Team 2:

Sign 1. [Signature] Date 8/2/2023

Sign 2. B Date 8-2-2023

# Manual Count of Random Groups - Post Election Audit

Date of Election: August 1, 2023 Primary Election


Batch 152

Race to be counted: **SJC Fire Protection District No. 2 - Fire Commissioner 1**

Response	Count Team 1	Count Team 2	Manual Totals
Toni Knudson	15	15	15
Kate Hansen	19	19	19
Leith Templin	7	7	7
Write-in	0	0	0
Undervotes	1	1	1
Overvotes	0	0	0

Audit results processed by:

Count Team 1:

Sign 1.  Date 8/2/2023

Sign 2.  Date 8.2-2023

Count Team 2:

Sign 1.  Date 8.2.23

Sign 2.  Date 8-2-23

# Manual Count of Random Groups - Post Election Audit

Date of Election: August 1, 2023 Primary Election

Batch 163

Race to be counted: SJC Fire Protection District No. 2 - Fire Commissioner 1

Response	Count Team 1	Count Team 2	Manual Totals
Toni Knudson	4	4	4
Kate Hansen	4	4	4
Leith Templin	6	6	6
Write-in			
Undervotes			
Overvotes			

Audit results processed by:

Count Team 1:

Sign 1. *D Buganski* Date 8.2.23

Sign 2. *J Keller* Date 8-2-23

Count Team 2:

Sign 1. *J. Seave* Date 8-2-23

Sign 2. *J. Griffin* Date 8/2/23

2023 Primary Cumulative

San Juan County

Unofficial Results

2023 Primary Election

2023 Primary Election

Registered Voters

3158 of 9652 = 32.72%

Run Time 12:30 PM

8/1/2023

Precincts Reporting

0 of 30 = 0.00%

Run Date 08/02/2023

Page 1

**Lopez Island School District No. 144 - 4-year term - vote for one**

Choice	Party	Absentee Voting		Total	
Eden R Zillioux		32	3.71%	32	3.71%
Sarah Murphy		704	81.58%	704	81.58%
David Kester		127	14.72%	127	14.72%
Cast Votes:		863	100.00%	863	100.00%
Undervotes:		2		2	
Overvotes:		4		4	
Unresolved write-in votes:		5		5	

*Election Night*

**SJC Fire Protection District No. 2 - 2-year unexpired - vote for one**

Choice	Party	Absentee Voting		Total	
Toni Knudson		572	37.02%	572	37.02%
Kate Hansen		613	39.68%	613	39.68%
Leith Templin		360	23.30%	360	23.30%
Cast Votes:		1,545	100.00%	1,545	100.00%
Undervotes:		20		20	
Overvotes:		2		2	
Unresolved write-in votes:		1		1	

*= 504 = 68*  
*= 564 = 49*  
*= 325 = 35*  
  
*= 19 = 1*  
*= 2 = 0*  
*= 1 = 0*

**Port of Friday Harbor - 4-year term - vote for one**

Choice	Party	Absentee Voting		Total	
Rich Goodhart		390	55.01%	390	55.01%
Randy Cowley		78	11.00%	78	11.00%
Greg Hertel		241	33.99%	241	33.99%
Cast Votes:		709	100.00%	709	100.00%
Undervotes:		2		2	
Overvotes:		0		0	
Unresolved write-in votes:		5		5	

2023 Primary Cumulative

San Juan County

Unofficial Results

2023 Primary Election

2023 Primary Election

Registered Voters

3158 of 9652 = 32.72%

Precincts Reporting

0 of 30 = 0.00%

Run Time 12:30 PM  
Run Date 08/02/2023

8/1/2023

Page 2

Port of Orcas - 4-year term - vote for one

Choice	Party	Absentee Voting		Total	
Rick Fant		598	39.47%	598	39.47%
Mia Kartiganer		550	36.30%	550	36.30%
Bob Phalan		367	24.22%	367	24.22%
Cast Votes:		1,515	100.00%	1,515	100.00%
Undervotes:		49		49	
Overvotes:		1		1	
Unresolved write-in votes:		3		3	

SJC Fire Protection District No. 2

Choice	Party	Absentee Voting		Total	
Yes		351	23.06%	351	23.06%
No		1,171	76.94%	1,171	76.94%
Cast Votes:		1,522	100.00%	1,522	100.00%
Undervotes:		45		45	
Overvotes:		0		0	
Unresolved write-in votes:		0		0	

\*\*\* End of report \*\*\*

**2023 Primary Cumulative**

2023 Primary Election

Run Time 8:00 PM  
Run Date 08/01/2023**San Juan County**

2023 Primary Election

8/1/2023

Page 1

**Unofficial Results****Registered Voters**  
2876 of 9652 = 29.80%**Precincts Reporting**  
0 of 30 = 0.00%**Lopez Island School District No. 144 - 4-year term - vote for one**

Choice	Party	Absentee Voting		Total	
Eden R Zillioux		27	3.45%	27	3.45%
Sarah Murphy		644	82.25%	644	82.25%
David Kester		112	14.30%	112	14.30%
Cast Votes:		783	100.00%	783	100.00%
Undervotes:		2		2	
Overvotes:		2		2	
Unresolved write-in votes:		5		5	

**SJC Fire Protection District No. 2 - 2-year unexpired - vote for one**

Choice	Party	Absentee Voting		Total	
Toni Knudson		504	36.18%	504	36.18%
Kate Hansen		564	40.49%	564	40.49%
Leith Templin		325	23.33%	325	23.33%
Cast Votes:		1,393	100.00%	1,393	100.00%
Undervotes:		19		19	
Overvotes:		2		2	
Unresolved write-in votes:		1		1	

**Port of Friday Harbor - 4-year term - vote for one**

Choice	Party	Absentee Voting		Total	
Rich Goodhart		373	56.34%	373	56.34%
Randy Cowley		68	10.27%	68	10.27%
Greg Hertel		221	33.38%	221	33.38%
Cast Votes:		662	100.00%	662	100.00%
Undervotes:		2		2	
Overvotes:		0		0	
Unresolved write-in votes:		5		5	

**2023 Primary Cumulative**

2023 Primary Election

Run Time 8:00 PM  
Run Date 08/01/2023**San Juan County**

2023 Primary Election

8/1/2023

Page 2

**Unofficial Results****Registered Voters**  
2876 of 9652 = 29.80%**Precincts Reporting**  
0 of 30 = 0.00%**Port of Orcas - 4-year term - vote for one**

Choice	Party	Absentee Voting		Total	
Rick Fant		540	39.42%	540	39.42%
Mia Kartiganer		500	36.50%	500	36.50%
Bob Phalan		330	24.09%	330	24.09%
Cast Votes:		1,370	100.00%	1,370	100.00%
Undervotes:		41		41	
Overvotes:		1		1	
Unresolved write-in votes:		3		3	

**SJC Fire Protection District No. 2**

Choice	Party	Absentee Voting		Total	
Yes		312	22.74%	312	22.74%
No		1,060	77.26%	1,060	77.26%
Cast Votes:		1,372	100.00%	1,372	100.00%
Undervotes:		42		42	
Overvotes:		0		0	
Unresolved write-in votes:		0		0	

\*\*\* End of report \*\*\*