

When recorded, return to:

Space for Recorder's use:

San Juan County Elections
PO Box 638
Friday Harbor WA 98250

Document Title(s):
November 7, 2024 General Election Returns

Grantors: San Juan County
Grantees: San Juan County

Tax Parcel Number(s):

Legal Description: November 7, 2023 – General Election Canvassing Reports

Reference Auditor File Numbers:



SAN JUAN COUNTY WASHINGTON

Natasha K. Warmenhoven, County Auditor
Camolyn Armstrong, Elections Manager
 55 Second St · PO Box 638
 Friday Harbor, WA 98250
 360-378-3357
sanjuanco.com/Elections

Canvassing Board Review and Certification Meetings November 7, 2023, General Election

November 27, 2023 — Review

Attendees:

Natasha Warmenhoven, San Juan County Auditor
 Cindy Wolf – San Juan County Council Chair
 Amy Vira – San Juan County Prosecuting Attorney
 Camolyn Armstrong – Elections Manager
 Julie Rappold – Elections Specialist

Auditor Warmenhoven called the Canvassing Board review meeting to order at 8:48 am on Monday November 27, 2023, at the San Juan County Elections office. Ms. Armstrong began with the Oath of Authenticity. Council Chair Wolf and Elections Manager Ms. Armstrong both signed the Oath.

Canvassing Board members reviewed challenged envelopes and ballots as follows:

Challenged Envelopes	Total to Canvass	Accepted	Rejected
No Signature	15		15
Mismatch Signature	28	6	22
Late Return – Mail	164		164

Challenged Ballots	Total to Canvass	Accepted	Rejected
Total Challenged Ballots - Voter Intent	5	3	2
Only ballot – No voter or declaration received	1		1
			3

Total to Canvass 213

The Canvassing Board reviewed 15 envelopes with no signature and rejected all.

The Canvassing Board reviewed 28 envelopes with mismatched signature and accepted 6 and rejected 22.

Ms. Armstrong detailed the best practices for the challenged ballots. The voter is contacted by phone or email when a declaration is not signed or the signature does not match. The voter is mailed a signature cure form to sign and return by 4:30 pm the day before certification. The voters with a challenged ballot are also contacted again 3-days prior to certification if their cure form has not been received.

There were 164 late ballots reviewed and rejected. Ms. Armstrong detailed the process of notifying the voter that they have returned a late ballot and inform them of their options to return future ballots on time.

There were 5 ballots that had been questioned for voter intent. The Canvassing Board reviewed and accepted 3 and rejected 2 ballots.

The meeting was adjourned at 9:46 am with notice that the Canvassing Board would reconvene Tuesday, November 28, 2023, at 8:30 am at the Elections office to certify the election.

November 28, 2023 — Certification

Attendees:

- Natasha Warmenhoven, San Juan County Auditor
- Cindy Wolf – San Juan County Council Chair
- Amy Vira – San Juan County Prosecuting Attorney
- Camolyn Armstrong – Elections Manager
- Julie Rappold – Elections Specialist

Auditor Warmenhoven called the Canvassing Board Certification Meeting to order at 8:45 am on Tuesday, November 28, 2023, at the San Juan County Elections office.

Ms. Armstrong reviewed an updated status of challenged ballots accepted by the canvassing board and cure forms received through 4:30 pm, November 27.

Challenged Envelopes	Total to Canvass	Accepted	Rejected
No Signature	15	3	12
<i>Cure forms received & processed</i>	3		
<i>Outstanding balance (letters sent to voters, no response)</i>	12		
Mismatch Signature	28	8	20
<i>Cure forms received & processed/Accepted by Canvass Board</i>	8		
<i>Outstanding balance (letters sent to voters, no response)</i>	20		
Late Return – Mail	164	0	164
		Total Rejected	196

Ms. Armstrong presented the following documents to the Canvassing Board members for review:

- VoteWA Reconciliation Form
- VoteWA Reconciliation Report
- Official Precinct Report
- Official Cumulative Report
- Post-Election Audit Report
- SJC Fire Protection District No. 2 – Proposition No. 1 – Restoring Regular Property Tax Levy
- SJC Public Hospital District No. 2 - Proposition No. 1 - Restoring Regular Property Tax Levy
- Lopez Solid Waste Disposal District - Proposition No. 1 - Excess Property Tax Levy for 2024


Canvassing Board members reviewed the reports. Ms. Armstrong explained how the numbers on the reports were obtained.

Ms. Armstrong presented the Appointment and Designation of Responsibilities to the Canvassing Board. The Canvassing Board appointed Ms. Armstrong to act as their duly authorized representative for 2024 election year. (RCW 29A.60.140)

Canvassing Board members signed the Certification of Canvassing Board to certify the November 7, 2023, Election.

The meeting was adjourned at 9:01 am.

Respectfully submitted,

DocuSigned by:

52119576546747D...

Natasha K. Warmenhoven, Auditor

Approved:

DocuSigned by:

52119576546747D...
Natasha K. Warmenhoven, Auditor

DocuSigned by:

44BF0C5D0F06435...
Cindy Wolf, SJC Council Chair

DocuSigned by:

E232B97A46C04D5...
Amy Vira, SJC Prosecuting Attorney

Oath of Authenticity

STATE OF WASHINGTON)
) ss.
COUNTY OF SAN JUAN)

I solemnly swear that the unofficial returns and supporting documentation of the General Election held on November 7, 2023, in San Juan County, State of Washington, are true and correct.





Camolyn Armstrong, Elections Manager

Subscribed and sworn before me this 27th day of November 2023



Cindy Wolf, County Legislative Authority (witness)

Certification of the Canvassing Board

STATE OF WASHINGTON)
) ss.
COUNTY OF SAN JUAN)

The undersigned officers designated by law as constituting the Canvassing Board for the County of San Juan, State of Washington, hereby certify that this is a full, true, and correct copy of the Abstract of Votes including the cumulative results, precinct results, and reconciliation report of votes cast at the General Election held on November 7, 2023, in San Juan County, State of Washington, and that the following are the true and reconciled numbers of voters and votes counted.

Witness our hands and official seal this 28th day of November 2023





Natasha K. Warmenhoven, County Auditor



Cindy Wolf, County Legislative Authority (witness)



Amy Vira, Prosecuting Attorney (witness)



SAN JUAN COUNTY
WASHINGTON

Natasha K. Warmenhoven, County Auditor
Camolyn Armstrong, Elections Manager
55 Second St · PO Box 638
Friday Harbor, WA 98250
(360) 378-3357
sanjuanco.com/elections

General Election – November 7, 2023

Canvass Board Meeting - canvassing vote-by-mail and challenged ballots - Review

Monday, November 27, 2023

Canvass Board Members Present:

Natasha K. Warmenhoven, Auditor	Ballots issued:	14,976	
Cindy Wolf, SJC Councilmember	Registered Voters:	14,720	
Amy Vira, Prosecuting Attorney	Ballots received:	7,294	
	Ballots accepted:	7,246	49% Return

Challenged Envelopes	Total to Canvass	Accepted	Rejected
No Signature	15		15
Mismatch Signature	28	6	22
Late Return - Mail	164		164
Total Challenged Envelopes sent to Canvass	207		

Challenged Ballots	Total to Canvass	Accepted	Rejected
Ballot race/measure	5	3	2
Only ballot – No voter or declaration received	1		1
		Total Rejected	3

San Juan County Auditor Signature:

Natasha K. Warmenhoven




San Juan County Canvass Board
Review of Late Mailed Ballots

San Juan County Canvass Board
November 7, 2023 General Election

On November 27, 2023, the Canvass Board reviewed 164 envelopes with late postmarks.

0 envelopes were accepted as timely and

164 envelopes were rejected as late by the Canvass Board.



Natasha K. Warmenhoven, Auditor (witness)

November 27, 2023



Cindy Wolf, Councilmember (witness)

November 27, 2023



Amy Vira, Prosecuting Attorney (witness)

November 27, 2023



SAN JUAN COUNTY
WASHINGTON

Natasha K. Warmenhoven, County Auditor

Camolyn Armstrong, Elections Manager

55 Second St · PO Box 638

Friday Harbor, WA 98250

(360) 378-3357

sanjuanco.com/elections

General Election – November 7, 2023
Canvass Board Meeting - Certification of Election
Tuesday, November 28, 2023

Canvass Board Members Present:

Natasha K. Warmenhoven, Auditor	Ballots issued:	14,976		
Cindy Wolf, SJC Councilmember	Registered Voters:	14,725		
Amy Vira, Prosecuting Attorney	Ballots received:	7,459		
	Ballots accepted:	7,258	49%	Return

Challenged Envelopes	Total to Canvass	Accepted	Rejected
No Signature received	15	3	12
<i>Cure forms received and processed</i>	3		
<i>Outstanding balance (letters sent to voters, no response)</i>	12		
Mismatch Signature	28	8	20
<i>Cure forms received and processed and accepted by Canvass</i>	8		
<i>Outstanding balance (letters sent to voters, no response)</i>	20		
Late Return – Mail	164	0	164

Total Challenged Envelopes sent to Canvass 207

Total Rejected 196

San Juan County Auditor Signature:

Natasha K. Warmenhoven

San Juan County Auditor

Reconciliation Form

General information

County name San Juan
 Election date 11/7/2023

Registered voters eligible to participate

Active registered voters 14,725
 Inactive registered voters 917

Category Reconciliation (detailed accounting of ballots)

	Issued (number of voters issued ballots)	Credited voters in VoteWA (envelopes containing ballots)	Ballots Accepted (Counted / Tabulated)	Ballots not counted		Discrepancy (If zero, category balances)
				Ballots forwarded to other counties	Ballots Rejected	
UOCAVA	328	23	22	N/A	1	0
Federal write-in	N/A	0	0	N/A	0	0
Provisional	0	0	0	0	0	0
DREs	0	0	0	N/A	0	0
All voters not reported in above categories	14,648	7,436	7,236	0	200	0
Total for all voter categories	14,976	7,459	7,258	0	201	0

Summary

Reconciliation

Overall Ballot Reconciliation

Ballots Received	7,459
Ballots Accepted	7,258
Ballots Not Counted	201
Discrepancy	0

Voters credited to ballots counted

Credited voters in VoteWA	7,258
Credited envelopes without ballots	0
Voters not credited in VoteWA (examples: FWAB or ACP)	0
Total valid ballots	7,258
Discrepancy	0

Additional Information

Replacement Ballots

Requested	313
Issued	313
Returned	140
Counted	135
Rejected	5

Return method

Email	17
Fax	0
Deposited at staffed, unstaffed deposit sites and voting centers	4,166
Non-UOCAVA returned by Fax or Email	0

Generation method

VoteWA	74
Other online programs	0
PDF originating from county	0
Non-UOCAVA ballots issued electronically	79

AVU

Estimated number of paper ballots printed by AVU	0
--	---

Category discrepancy explanation

VoteWA discrepancy explanation

Report prepared by: Camolyn Armstrong

Date: November 28, 2023

Contact number: 360-370-7563

Reconciliation Form

Data entry

General information	
County name	San Juan
Election date	11/7/2023

Registered voters eligible to participate	
Number of ACTIVE registered voters	14,725
Number of INACTIVE registered voters	917
Total registered voters eligible to participate	15,642

VoteWA	
How many voters were credited in VoteWA?	7,258
How many envelopes without ballots were credited, including ballots of other elections?	-
How many valid voters were NOT credited in VoteWA (ACP, FWAB)?	-
Adjusted number of valid voters	7,258

Ballots issued	
What was the total number of ballots issued?	14,976
Of the total number above, how many UOCAVA ballots were issued?	328
Of the total number above, how many provisional ballots were issued?	-
Of the total number above, how many DRE ballots were issued?	-

Voted ballots received	
How many voted ballots (in total) did you receive?	7,459
Of the number above, how many UOCAVA ballots did you receive?	23
Of the number above, how many Federal write-in ballots did you receive?	-
Of the number above, how many provisional ballots did you receive?	-
Of the number above, how DRE ballots were cast?	-

Ballots Accepted	
How many ballots (in total) were counted/tabulated?	7,258
Of the number above, how many UOCAVA ballots were counted/tabulated?	22
Of the number above, how many Federal Write-in ballots were counted/tabulated?	-
Of the number above, how many provisional ballots were counted/tabulated?	-
Of the number above, how many DRE ballots were counted/tabulated?	-

Ballots NOT Counted/Tabulated	
Forwarded ballots	
Total ballots forwarded to other counties?	-
Of the total number above, how many of the forwarded ballots were provisional ballots?	-
Of the total number above, how many of the forwarded ballots were late transfer?	-
Rejected ballots	
Total ballots rejected	201
Of the total above, how many were rejected because of a missing signature?	12
Of the total above, how many were rejected because of the signature didn't match?	20
Of the total above, how many were rejected because of the ballot was Postmarked too late?	164
Of the total above, how many were rejected because they were returned electronically and no hardcopy was received?	-
Of the total above, how many were rejected other reasons?	5
Total UOCAVA ballots rejected	1
Of the total above, how many were rejected because of a missing signature?	-
Of the total above, how many were rejected because of the signature didn't match?	-
Of the total above, how many were rejected because of the ballot was Postmarked too late?	1
Of the total above, how many were rejected other reasons?	-
Total Federal Write-in Absentee ballots rejected	-

Of the total above, how many were rejected because of a missing signature?	-
Of the total above, how many were rejected because of the signature didn't match?	-
Of the total above, how many were rejected because of the ballot was Postmarked too late?	-
Of the total above, how many were rejected other reasons?	-
Total provisional ballots rejected	-
Of the total above, how many were rejected because of a missing signature?	-
Of the total above, how many were rejected because of the signature didn't match?	-
Of the total above, how many were rejected because of the ballot was Postmarked too late?	-
Of the total above, how many were rejected other reasons?	-
Total DRE ballots rejected	-

Additional Information

Replacement Ballots	
How many replacement ballots were requested?	313
How many replacement ballots were issued?	313
How many replacement ballots were received?	140
How many replacement ballots were counted?	135
How many replacement ballots were rejected?	5
Ballot generation method	
How many ballots were generated through VoteWA?	74
How many ballots were generated through other online programs?	-
How many ballots were generated through a PDF originating from the county?	-
How many non-UOCAVA ballots were issued by email, fax, or online program?	79
Ballots returned	
In total, how many ballots were returned by E-mail?	17
In total, how many ballots were returned by fax?	-
How many non-UOCAVA ballots were returned by E-Mail or fax?	-
How many ballots were deposited at staffed or unstaffed deposit sites and voting centers?	4,166
AVU	
Please provide an estimate of the number of paper ballots printed by AVU	-

Signature

Report prepared by	Date
Camolyn Armstrong	11/28/23
Contact number	
360-370-7563	
<p>Completing this form fulfils the requirements in RCW 29A.60.235 and 2011 c 10 s 62 Rev 2.4 (08/13/2019)</p>	

**ABSTRACT OF GENERAL ELECTION RETURNS
SAN JUAN COUNTY, WASHINGTON**

2023 General Election

**Lopez Solid Waste Disposal District
Proposition No. 1 - Excess Property Tax Levy for 2024**

	2023 Active Registered Voters	Votes Cast	Yes Votes	No Votes
Total	2,332	1,386	1,140	246

Proposition No. 1 passed with a 82.25% approval of the total number of votes cast (a 50% plus one vote was required to pass).

STATE OF WASHINGTON }
COUNTY OF SAN JUAN }

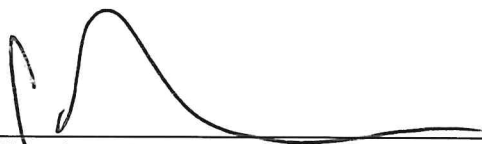
I do solemnly swear that the above is a full, true, and correct abstract thereof made by the Canvass Board as required by law.

Attest:  11/28/2023
Auditor, Natasha K. Warmenhoven Date

STATE OF WASHINGTON }
COUNTY OF SAN JUAN }

The undersigned, being designated by the canvassing board of election returns for and in the County of San Juan, State of Washington, do hereby certify that the foregoing is a true, full, and correct abstract of votes polled in Lopez Solid Waste Disposal District at the 2023 General Election held on November 7, 2023.

**ABSTRACT OF SPECIAL ELECTION RETURNS
Lopez Solid Waste Disposal District**

 11/28/2023
Elections Manager, Camolyn Armstrong Date

**ABSTRACT OF GENERAL ELECTION RETURNS
SAN JUAN COUNTY, WASHINGTON**

2023 General Election

**SJC Fire Protection District No. 2
Proposition No. 1 – Restoring Regular Property Tax Levy**

	2023 Active Registered Voters	Votes Cast	Yes Votes	No Votes
Total	4,680	2,402	628	1,744

Proposition No. 1 failed with a 73.86% rejection of the total number of votes cast (a 50% plus one vote was required to pass).

STATE OF WASHINGTON }
COUNTY OF SAN JUAN }

I do solemnly swear that the above is a full, true, and correct abstract thereof made by the Canvass Board as required by law.

Attest:



Auditor, Natasha K. Warmenhoven

11/28/2023

Date

STATE OF WASHINGTON }
COUNTY OF SAN JUAN }

The undersigned, being designated by the canvassing board of election returns for and in the County of San Juan, State of Washington, do hereby certify that the foregoing is a true, full, and correct abstract of votes polled in SJC Fire Protection District No. 2 at the 2023 General Election held on November 7, 2023.

**ABSTRACT OF SPECIAL ELECTION RETURNS
SJC Fire Protection District No. 2**



Elections Manager, Camolyn Armstrong

11/28/2023

Date

**ABSTRACT OF GENERAL ELECTION RETURNS
SAN JUAN COUNTY, WASHINGTON**

2023 General Election

**SJC Public Hospital District No. 2
Proposition No. 1 – Restoring Regular Property Tax Levy**

	2023 Active Registered Voters	Votes Cast	Yes Votes	No Votes
Total	2,332	1,368	822	546

Proposition No. 1 passed with a 60.09% approval of the total number of votes cast (a 50% plus one vote was required to pass).

STATE OF WASHINGTON }
COUNTY OF SAN JUAN }

I do solemnly swear that the above is a full, true, and correct abstract thereof made by the Canvass Board as required by law.

Attest:



Auditor, Natasha K. Warmenhoven


11/28/2023

Date

STATE OF WASHINGTON }
COUNTY OF SAN JUAN }

The undersigned, being designated by the canvassing board of election returns for and in the County of San Juan, State of Washington, do hereby certify that the foregoing is a true, full, and correct abstract of votes polled in SJC Public Hospital District No. 2 at the 2023 General Election held on November 7, 2023.

**ABSTRACT OF SPECIAL ELECTION RETURNS
SJC Public Hospital District No. 2**



Elections Manager, Camolyn Armstrong

11/28/2023

Date

Cumulative Results Report

2023 General Election

Run Time 4:58 PM
Run Date 11/27/2023**San Juan County**

2023 General Election

11/7/2023

Page 1

Official ResultsRegistered Voters
7258 of 14725 = 49.29%Precincts Reporting
0 of 42 = 0.00%**Town of Friday Harbor Council Member 1**

Choice	Party	Absentee Voting		Election Day		Total	
Steve Hushebeck		485	100.00%	0	0.00%	485	100.00%
	Cast Votes:	485	100.00%	0	0.00%	485	100.00%
	Undervotes:	221		0		221	
	Overvotes:	0		0		0	
	Unresolved write-in votes:	8		0		8	

Town of Friday Harbor Council Member 2

Choice	Party	Absentee Voting		Election Day		Total	
Richard Geffen		471	76.59%	0	0.00%	471	76.59%
Noel Monin		144	23.41%	0	0.00%	144	23.41%
	Cast Votes:	615	100.00%	0	0.00%	615	100.00%
	Undervotes:	93		0		93	
	Overvotes:	0		0		0	
	Unresolved write-in votes:	7		0		7	

Town of Friday Harbor Council Member 5

Choice	Party	Absentee Voting		Election Day		Total	
Barbara Starr		506	100.00%	0	0.00%	506	100.00%
	Cast Votes:	506	100.00%	0	0.00%	506	100.00%
	Undervotes:	195		0		195	
	Overvotes:	0		0		0	
	Unresolved write-in votes:	13		0		13	

San Juan Island School District No. 149 Director 3

Choice	Party	Absentee Voting		Election Day		Total	
TJ Heller		2,024	100.00%	0	0.00%	2,024	100.00%
	Cast Votes:	2,024	100.00%	0	0.00%	2,024	100.00%
	Undervotes:	1,096		0		1,096	
	Overvotes:	0		0		0	
	Unresolved write-in votes:	34		0		34	

Cumulative Results Report

2023 General Election

Run Time 4:58 PM
Run Date 11/27/2023**San Juan County**

2023 General Election

11/7/2023

Page 2

Official Results**Registered Voters**

7258 of 14725 = 49.29%

Precincts Reporting

0 of 42 = 0.00%

San Juan Island School District No. 149 Director 4

Choice	Party	Absentee Voting		Election Day		Total	
John Kurtz		2,036	100.00%	0	0.00%	2,036	100.00%
	Cast Votes:	2,036	100.00%	0	0.00%	2,036	100.00%
	Undervotes:	1,078		0		1,078	
	Overvotes:	0		0		0	
	Unresolved write-in votes:	40		0		40	

San Juan Island School District No. 149 Director 5

Choice	Party	Absentee Voting		Election Day		Total	
Brian Moore		2,018	100.00%	0	0.00%	2,018	100.00%
	Cast Votes:	2,018	100.00%	0	0.00%	2,018	100.00%
	Undervotes:	1,111		0		1,111	
	Overvotes:	0		0		0	
	Unresolved write-in votes:	25		0		25	

SJC Fire Protection District No. 3 Commissioner 3

Choice	Party	Absentee Voting		Election Day		Total	
Jerry Henderson		1,314	45.26%	0	0.00%	1,314	45.26%
Warren Appleton		1,589	54.74%	0	0.00%	1,589	54.74%
	Cast Votes:	2,903	100.00%	0	0.00%	2,903	100.00%
	Undervotes:	247		0		247	
	Overvotes:	0		0		0	
	Unresolved write-in votes:	5		0		5	

Port of Friday Harbor Commissioner 2

Choice	Party	Absentee Voting		Election Day		Total	
Barbara Marrett		2,004	100.00%	0	0.00%	2,004	100.00%
	Cast Votes:	2,004	100.00%	0	0.00%	2,004	100.00%
	Undervotes:	1,073		0		1,073	
	Overvotes:	0		0		0	
	Unresolved write-in votes:	50		0		50	

Cumulative Results Report

2023 General Election

Run Time 4:58 PM
Run Date 11/27/2023

San Juan County

2023 General Election

11/7/2023

Page 3

Official Results

Registered Voters
7258 of 14725 = 49.29%

Precincts Reporting
0 of 42 = 0.00%

Port of Friday Harbor Commissioner 3

Choice	Party	Absentee Voting		Election Day		Total	
Rich Goodhart		1,956	64.77%	0	0.00%	1,956	64.77%
Greg Hertel		1,064	35.23%	0	0.00%	1,064	35.23%
Cast Votes:		3,020	100.00%	0	0.00%	3,020	100.00%
Undervotes:		104		0		104	
Overvotes:		0		0		0	
Unresolved write-in votes:		3		0		3	

San Juan Island Park & Rec District Commissioner 1

Choice	Party	Absentee Voting		Election Day		Total	
Bill Cumming		2,279	100.00%	0	0.00%	2,279	100.00%
Cast Votes:		2,279	100.00%	0	0.00%	2,279	100.00%
Undervotes:		827		0		827	
Overvotes:		0		0		0	
Unresolved write-in votes:		22		0		22	

San Juan Island Park & Rec District Commissioner 4

Choice	Party	Absentee Voting		Election Day		Total	
Adam Eltinge		2,044	100.00%	0	0.00%	2,044	100.00%
Cast Votes:		2,044	100.00%	0	0.00%	2,044	100.00%
Undervotes:		1,061		0		1,061	
Overvotes:		0		0		0	
Unresolved write-in votes:		23		0		23	

SJC Cemetery District No. 1 Commissioner 3

Choice	Party	Absentee Voting		Election Day		Total	
Rex Guard		2,293	100.00%	0	0.00%	2,293	100.00%
Cast Votes:		2,293	100.00%	0	0.00%	2,293	100.00%
Undervotes:		814		0		814	
Overvotes:		0		0		0	
Unresolved write-in votes:		21		0		21	

Cumulative Results Report

2023 General Election

Run Time 4:58 PM
Run Date 11/27/2023**San Juan County**

2023 General Election

11/7/2023

Page 4

Official Results**Registered Voters**
7258 of 14725 = 49.29%**Precincts Reporting**
0 of 42 = 0.00%**SJC Cemetery District No. 2 Commissioner 2**

Choice	Party	Absentee Voting	Election Day	Total
Linda Bergquist		17 100.00%	0 0.00%	17 100.00%
	Cast Votes:	17 100.00%	0 0.00%	17 100.00%
	Undervotes:	1	0	1
	Overvotes:	0	0	0
	Unresolved write-in votes:	0	0	0

SJC Public Hospital District No. 1 Commissioner 2

Choice	Party	Absentee Voting	Election Day	Total
Anna Lisa Lindstrum		2,098 100.00%	0 0.00%	2,098 100.00%
	Cast Votes:	2,098 100.00%	0 0.00%	2,098 100.00%
	Undervotes:	1,003	0	1,003
	Overvotes:	0	0	0
	Unresolved write-in votes:	53	0	53

SJC Public Hospital District No. 1 Commissioner 4

Choice	Party	Absentee Voting	Election Day	Total
Richard (Rick) Frazer		2,011 100.00%	0 0.00%	2,011 100.00%
	Cast Votes:	2,011 100.00%	0 0.00%	2,011 100.00%
	Undervotes:	1,108	0	1,108
	Overvotes:	0	0	0
	Unresolved write-in votes:	35	0	35

Cape San Juan Water District Commissioner 3

Choice	Party	Absentee Voting	Election Day	Total
David Rumolo		65 100.00%	0 0.00%	65 100.00%
	Cast Votes:	65 100.00%	0 0.00%	65 100.00%
	Undervotes:	17	0	17
	Overvotes:	0	0	0
	Unresolved write-in votes:	2	0	2

Cumulative Results Report

2023 General Election

Run Time 4:58 PM

Run Date 11/27/2023

San Juan County

2023 General Election

11/7/2023

Page 5

Official Results**Registered Voters**

7258 of 14725 = 49.29%

Precincts Reporting

0 of 42 = 0.00%

Cattle Point Water District Commissioner 1

Choice	Party	Absentee Voting		Election Day		Total	
Donald Kane		34	100.00%	0	0.00%	34	100.00%
	Cast Votes:	34	100.00%	0	0.00%	34	100.00%
	Undervotes:	6		0		6	
	Overvotes:	0		0		0	
	Unresolved write-in votes:	0		0		0	

Orcas Island School District No. 137 Director 4

Choice	Party	Absentee Voting		Election Day		Total	
Michele Rodriguez		1,626	100.00%	0	0.00%	1,626	100.00%
	Cast Votes:	1,626	100.00%	0	0.00%	1,626	100.00%
	Undervotes:	846		0		846	
	Overvotes:	0		0		0	
	Unresolved write-in votes:	77		0		77	

Orcas Island School District No. 137 Director 5

Choice	Party	Absentee Voting		Election Day		Total	
Greg White		1,779	100.00%	0	0.00%	1,779	100.00%
	Cast Votes:	1,779	100.00%	0	0.00%	1,779	100.00%
	Undervotes:	755		0		755	
	Overvotes:	0		0		0	
	Unresolved write-in votes:	17		0		17	

SJC Fire Protection District No. 2 Commissioner 1

Choice	Party	Absentee Voting		Election Day		Total	
Kate Hansen		1,338	56.19%	0	0.00%	1,338	56.19%
Toni Knudson		1,043	43.81%	0	0.00%	1,043	43.81%
	Cast Votes:	2,381	100.00%	0	0.00%	2,381	100.00%
	Undervotes:	106		0		106	
	Overvotes:	1		0		1	
	Unresolved write-in votes:	20		0		20	

Cumulative Results Report

2023 General Election

Run Time 4:58 PM
Run Date 11/27/2023

San Juan County

2023 General Election

11/7/2023

Page 6

Official Results

Registered Voters
7258 of 14725 = 49.29%

Precincts Reporting
0 of 42 = 0.00%

SJC Fire Protection District No. 2 Commissioner 2

Choice	Party	Absentee Voting		Election Day		Total	
Brian Ehrmantraut		1,846	81.65%	0	0.00%	1,846	81.65%
Alan Stameisen		415	18.35%	0	0.00%	415	18.35%
Cast Votes:		2,261	100.00%	0	0.00%	2,261	100.00%
Undervotes:		232		0		232	
Overvotes:		2		0		2	
Unresolved write-in votes:		13		0		13	

SJC Fire Protection District No. 2 Commissioner 3

Choice	Party	Absentee Voting		Election Day		Total	
Randall Gaylord		1,666	72.50%	0	0.00%	1,666	72.50%
Nicholas Ion Negulescu		632	27.50%	0	0.00%	632	27.50%
Cast Votes:		2,298	100.00%	0	0.00%	2,298	100.00%
Undervotes:		200		0		200	
Overvotes:		2		0		2	
Unresolved write-in votes:		8		0		8	

SJC Fire Protection District No. 2 Commissioner 4

Choice	Party	Absentee Voting		Election Day		Total	
Jim Biddick		1,571	100.00%	0	0.00%	1,571	100.00%
Cast Votes:		1,571	100.00%	0	0.00%	1,571	100.00%
Undervotes:		880		0		880	
Overvotes:		1		0		1	
Unresolved write-in votes:		56		0		56	

Port of Orcas Commissioner 3

Choice	Party	Absentee Voting		Election Day		Total	
Rick Fant		1,126	49.11%	0	0.00%	1,126	49.11%
Mia Kartiganer		1,167	50.89%	0	0.00%	1,167	50.89%
Cast Votes:		2,293	100.00%	0	0.00%	2,293	100.00%
Undervotes:		211		0		211	
Overvotes:		0		0		0	
Unresolved write-in votes:		5		0		5	

Cumulative Results Report

2023 General Election

Run Time 4:58 PM

Run Date 11/27/2023

San Juan County

2023 General Election

11/7/2023

Page 7

Official Results**Registered Voters**

7258 of 14725 = 49.29%

Precincts Reporting

0 of 42 = 0.00%

Port of Orcas Commissioner 5

Choice	Party	Absentee Voting		Election Day		Total	
Annalies Schuh		1,531	100.00%	0	0.00%	1,531	100.00%
	Cast Votes:	1,531	100.00%	0	0.00%	1,531	100.00%
	Undervotes:	949		0		949	
	Overvotes:	0		0		0	
	Unresolved write-in votes:	28		0		28	

Orcas Island Park & Rec District Commissioner 1

Choice	Party	Absentee Voting		Election Day		Total	
Dennis W Dahl		1,780	100.00%	0	0.00%	1,780	100.00%
	Cast Votes:	1,780	100.00%	0	0.00%	1,780	100.00%
	Undervotes:	717		0		717	
	Overvotes:	0		0		0	
	Unresolved write-in votes:	11		0		11	

Orcas Island Park & Rec District Commissioner 3

Choice	Party	Absentee Voting		Election Day		Total	
Asya Eberle		1,638	100.00%	0	0.00%	1,638	100.00%
	Cast Votes:	1,638	100.00%	0	0.00%	1,638	100.00%
	Undervotes:	861		0		861	
	Overvotes:	0		0		0	
	Unresolved write-in votes:	9		0		9	

SJC Public Hospital District No. 3 Commissioner 1

Choice	Party	Absentee Voting		Election Day		Total	
Mark Salierno		1,554	100.00%	0	0.00%	1,554	100.00%
	Cast Votes:	1,554	100.00%	0	0.00%	1,554	100.00%
	Undervotes:	940		0		940	
	Overvotes:	0		0		0	
	Unresolved write-in votes:	14		0		14	

Cumulative Results Report

2023 General Election

Run Time 4:58 PM

Run Date 11/27/2023

San Juan County

2023 General Election

11/7/2023

Page 8

Official Results**Registered Voters**

7258 of 14725 = 49.29%

Precincts Reporting

0 of 42 = 0.00%

SJC Public Hospital District No. 3 Commissioner 3

Choice	Party	Absentee Voting		Election Day		Total	
Chelsie Guilford		1,590	100.00%	0	0.00%	1,590	100.00%
	Cast Votes:	1,590	100.00%	0	0.00%	1,590	100.00%
	Undervotes:	895		0		895	
	Overvotes:	0		0		0	
	Unresolved write-in votes:	23		0		23	

Eastsound Sewer & Water District Commissioner 1

Choice	Party	Absentee Voting		Election Day		Total	
Eric Allan Sturtz		581	100.00%	0	0.00%	581	100.00%
	Cast Votes:	581	100.00%	0	0.00%	581	100.00%
	Undervotes:	433		0		433	
	Overvotes:	0		0		0	
	Unresolved write-in votes:	10		0		10	

Eastsound Sewer & Water District Commissioner 2

Choice	Party	Absentee Voting		Election Day		Total	
David B Lowry		653	100.00%	0	0.00%	653	100.00%
	Cast Votes:	653	100.00%	0	0.00%	653	100.00%
	Undervotes:	366		0		366	
	Overvotes:	0		0		0	
	Unresolved write-in votes:	5		0		5	

Eastsound Sewer & Water District Commissioner 4

Choice	Party	Absentee Voting		Election Day		Total	
D N Kinsey		657	100.00%	0	0.00%	657	100.00%
	Cast Votes:	657	100.00%	0	0.00%	657	100.00%
	Undervotes:	364		0		364	
	Overvotes:	0		0		0	
	Unresolved write-in votes:	3		0		3	

Cumulative Results Report

2023 General Election

Run Time 4:58 PM
Run Date 11/27/2023

San Juan County

2023 General Election

11/7/2023

Page 9

Official Results

Registered Voters
7258 of 14725 = 49.29%

Precincts Reporting
0 of 42 = 0.00%

Eastsound Sewer & Water District Commissioner 5

Choice	Party	Absentee Voting		Election Day		Total	
Michael Stolmeier		653	100.00%	0	0.00%	653	100.00%
	Cast Votes:	653	100.00%	0	0.00%	653	100.00%
	Undervotes:	366		0		366	
	Overvotes:	0		0		0	
	Unresolved write-in votes:	5		0		5	

SJC Fire Protection District No. 2 - Proposition No. 1 - Restoring Regular Property Tax Levy

Choice	Party	Absentee Voting		Election Day		Total	
Yes		628	26.14%	0	0.00%	628	26.14%
No		1,774	73.86%	0	0.00%	1,774	73.86%
	Cast Votes:	2,402	100.00%	0	0.00%	2,402	100.00%
	Undervotes:	107		0		107	
	Overvotes:	0		0		0	
	Unresolved write-in votes:	0		0		0	

Lopez Island School District No. 144 Director 3

Choice	Party	Absentee Voting		Election Day		Total	
Sarah Murphy		1,134	84.88%	0	0.00%	1,134	84.88%
David Kester		202	15.12%	0	0.00%	202	15.12%
	Cast Votes:	1,336	100.00%	0	0.00%	1,336	100.00%
	Undervotes:	111		0		111	
	Overvotes:	0		0		0	
	Unresolved write-in votes:	2		0		2	

Lopez Island School District No. 144 Director 4

Choice	Party	Absentee Voting		Election Day		Total	
Robert A O'Connell		921	100.00%	0	0.00%	921	100.00%
	Cast Votes:	921	100.00%	0	0.00%	921	100.00%
	Undervotes:	512		0		512	
	Overvotes:	0		0		0	
	Unresolved write-in votes:	16		0		16	

Cumulative Results Report

2023 General Election

Run Time 4:58 PM
Run Date 11/27/2023**San Juan County**

2023 General Election

11/7/2023

Page 10

Official Results**Registered Voters**
7258 of 14725 = 49.29%**Precincts Reporting**
0 of 42 = 0.00%**Lopez Island School District No. 144 Director 5**

Choice	Party	Absentee Voting	Election Day	Total
Kelli Carrier		934 100.00%	0 0.00%	934 100.00%
	Cast Votes:	934 100.00%	0 0.00%	934 100.00%
	Undervotes:	485	0	485
	Overvotes:	0	0	0
	Unresolved write-in votes:	29	0	29

SJC Fire Protection District No. 4 Commissioner 2

Choice	Party	Absentee Voting	Election Day	Total
Cathy Doherty		1,095 100.00%	0 0.00%	1,095 100.00%
	Cast Votes:	1,095 100.00%	0 0.00%	1,095 100.00%
	Undervotes:	299	0	299
	Overvotes:	0	0	0
	Unresolved write-in votes:	10	0	10

SJC Fire Protection District No. 4 Commissioner 3

Choice	Party	Absentee Voting	Election Day	Total
Duane Bordvick		938 100.00%	0 0.00%	938 100.00%
	Cast Votes:	938 100.00%	0 0.00%	938 100.00%
	Undervotes:	459	0	459
	Overvotes:	0	0	0
	Unresolved write-in votes:	7	0	7

Port of Lopez Commissioner 1

Choice	Party	Absentee Voting	Election Day	Total
Kenn Aufderhar		915 100.00%	0 0.00%	915 100.00%
	Cast Votes:	915 100.00%	0 0.00%	915 100.00%
	Undervotes:	477	0	477
	Overvotes:	0	0	0
	Unresolved write-in votes:	12	0	12

Cumulative Results Report

2023 General Election

Run Time 4:58 PM
Run Date 11/27/2023**San Juan County**

2023 General Election

11/7/2023

Page 11

Official Results**Registered Voters**
7258 of 14725 = 49.29%**Precincts Reporting**
0 of 42 = 0.00%**Port of Lopez Commissioner 2**

Choice	Party	Absentee Voting		Election Day		Total	
Stephen K Adams		959	100.00%	0	0.00%	959	100.00%
	Cast Votes:	959	100.00%	0	0.00%	959	100.00%
	Undervotes:	433		0		433	
	Overvotes:	0		0		0	
	Unresolved write-in votes:	12		0		12	

SJC Public Hospital District No. 2 Commissioner 1

Choice	Party	Absentee Voting		Election Day		Total	
David C Hall		898	100.00%	0	0.00%	898	100.00%
	Cast Votes:	898	100.00%	0	0.00%	898	100.00%
	Undervotes:	487		0		487	
	Overvotes:	0		0		0	
	Unresolved write-in votes:	18		0		18	

SJC Public Hospital District No. 2 Commissioner 2

Choice	Party	Absentee Voting		Election Day		Total	
Steven Greenstein		837	100.00%	0	0.00%	837	100.00%
	Cast Votes:	837	100.00%	0	0.00%	837	100.00%
	Undervotes:	548		0		548	
	Overvotes:	0		0		0	
	Unresolved write-in votes:	19		0		19	

SJC Public Hospital District No. 2 Commissioner 4

Choice	Party	Absentee Voting		Election Day		Total	
James Orcutt		836	100.00%	0	0.00%	836	100.00%
	Cast Votes:	836	100.00%	0	0.00%	836	100.00%
	Undervotes:	542		0		542	
	Overvotes:	0		0		0	
	Unresolved write-in votes:	26		0		26	

Cumulative Results Report

2023 General Election

Run Time 4:58 PM
Run Date 11/27/2023

San Juan County

2023 General Election

11/7/2023

Page 12

Official Results

Registered Voters
7258 of 14725 = 49.29%

Precincts Reporting
0 of 42 = 0.00%

Fisherman Bay Sewer District Commissioner 2

Choice	Party	Absentee Voting		Election Day		Total	
Justin C Jones		102	100.00%	0	0.00%	102	100.00%
	Cast Votes:	102	100.00%	0	0.00%	102	100.00%
	Undervotes:	36		0		36	
	Overvotes:	0		0		0	
	Unresolved write-in votes:	1		0		1	

Mackaye Harbor Water District Commissioner 2

Choice	Party	Absentee Voting		Election Day		Total	
San Olson		33	100.00%	0	0.00%	33	100.00%
	Cast Votes:	33	100.00%	0	0.00%	33	100.00%
	Undervotes:	13		0		13	
	Overvotes:	0		0		0	
	Unresolved write-in votes:	1		0		1	

SJC Public Hospital District No. 2 - Proposition No. 1 - Restoring Regular Property Tax Levy

Choice	Party	Absentee Voting		Election Day		Total	
Yes		822	60.09%	0	0.00%	822	60.09%
No		546	39.91%	0	0.00%	546	39.91%
	Cast Votes:	1,368	100.00%	0	0.00%	1,368	100.00%
	Undervotes:	36		0		36	
	Overvotes:	0		0		0	
	Unresolved write-in votes:	0		0		0	

Lopez Solid Waste Disposal District - Proposition No. 1 - Excess Property Tax Levy for 2024

Choice	Party	Absentee Voting		Election Day		Total	
Yes		1,140	82.25%	0	0.00%	1,140	82.25%
No		246	17.75%	0	0.00%	246	17.75%
	Cast Votes:	1,386	100.00%	0	0.00%	1,386	100.00%
	Undervotes:	18		0		18	
	Overvotes:	0		0		0	
	Unresolved write-in votes:	0		0		0	

Cumulative Results Report

2023 General Election

Run Time 4:58 PM

Run Date 11/27/2023

San Juan County

2023 General Election

11/7/2023

Page 13

Official ResultsRegistered Voters
7258 of 14725 = 49.29%Precincts Reporting
0 of 42 = 0.00%**Shaw Island School District No. 10 Director 3**

Choice	Party	Absentee Voting		Election Day		Total	
John M Bogert		98	100.00%	0	0.00%	98	100.00%
	Cast Votes:	98	100.00%	0	0.00%	98	100.00%
	Undervotes:	4		0		4	
	Overvotes:	0		0		0	
	Unresolved write-in votes:	0		0		0	

Shaw Island School District No. 10 Director 4

Choice	Party	Absentee Voting		Election Day		Total	
Jon Shannon		86	100.00%	0	0.00%	86	100.00%
	Cast Votes:	86	100.00%	0	0.00%	86	100.00%
	Undervotes:	13		0		13	
	Overvotes:	0		0		0	
	Unresolved write-in votes:	3		0		3	

Shaw Island School District No. 10 Director 5

Choice	Party	Absentee Voting		Election Day		Total	
Carol Criss		90	100.00%	0	0.00%	90	100.00%
	Cast Votes:	90	100.00%	0	0.00%	90	100.00%
	Undervotes:	11		0		11	
	Overvotes:	0		0		0	
	Unresolved write-in votes:	1		0		1	

SJC Fire Protection District No. 5 Commissioner 3

Choice	Party	Absentee Voting		Election Day		Total	
Jack Rawls		93	100.00%	0	0.00%	93	100.00%
	Cast Votes:	93	100.00%	0	0.00%	93	100.00%
	Undervotes:	6		0		6	
	Overvotes:	0		0		0	
	Unresolved write-in votes:	2		0		2	

*** End of report ***

APPOINTMENT AND DESIGNATION OF RESPONSIBILITIES

Pursuant to RCW 29A.60.140, the San Juan County Canvassing Board does hereby appoint Camolyn Armstrong, Elections Manager, to act as their duly authorized representative for the purpose of swearing in the Election Board Inspectors who will be counting official ballots for the 2024 election year. Furthermore, pursuant to RCW 29A.40.110, the Elections Manager and their appointees are authorized to begin preparing the returned envelopes of absentee ballots for examination by the Canvassing Board upon receipt, to appoint other representatives as prescribed by law to assist them in various tasks, and to prepare ballots for tabulation as designated in WAC 434-250 (Elections By Mail) and as prescribed in the San Juan County Canvassing Board Administrative Rules. Following initial processing, all absentee ballots must be kept in secure storage until final processing. Secure storage must employ the use of numbered seals and logs, or other security measures which will detect any inappropriate or unauthorized access to the secured ballot materials when they are not being prepared or processed by authorized personnel. As provided in WAC 434-250-110, it is hereby ordered that tabulation may begin at 8:00 pm on Election Day. Upon completion of the total tabulation of all ballots, the Elections Manager is directed to prepare the abstract and certification of said elections for the Canvassing Board.

This appointment will remain in effect until revoked in writing and will serve to alleviate the necessity of convening the Canvassing Board prior to an election as stated in the San Juan County Canvassing Board Administrative Rules.



Natasha K. Warmenhoven
San Juan County Auditor

11/28/2023

Date



Cindy Wolf
SJC Council Chairperson

11/28/2023

Date



Amy Vira
San Juan County Prosecuting Attorney

11/28/2023

Date

Manual Count of Random Groups - Post Election Audit

Date of Election: November 8, 2023 General Election

Race to be counted: SJC Fire Protection District No. 3 - Fire Commissioner 3

Response	Batch 200	Batch 201	Batch 202	Batch 203	Batch 204	Batch 207	Batch 206	Manual Totals	Machine Totals
Jerry Henderson	5	23	20	21	24	10		103	103
Warren Appleton	2	21	25	22	14	9		93	93
Write-in	0	0	0	0	0	0		0	0
Undervotes	0	2	4	4	4	3		17	17
Overvotes	0	0	0	0	0	0		0	0

Explain any discrepancies : _____

Manual Audit matched machine count: Yes; No

Audit results certified by:



Elections Manager: _____ Date Nov 8, 2023

Camolyn Armstrong

Manual Count of Random Groups - Post Election Audit

Date of Election: November 8, 2023 General Election Batch 200

Race to be counted: **SJC Fire Protection District No. 3 - Fire Commissioner 3**

Response	Count Team 1	Count Team 2	Manual Totals
Jerry Henderson	5	5	5
Warren Appleton	2	2	2
Write-in	0	0	0
Undervotes	0	0	0
Overvotes	0	0	0

Audit results processed by:

Count Team 1:

Sign 1. *D Buganski* Date 11-8-23

Sign 2. *A Keller* Date 11-8-23

Count Team 2:

Sign 1. *Jerry M. Henderson* Date 11/8/23

Sign 2. *J. Sear* Date 11-8-23

Manual Count of Random Groups - Post Election Audit

Date of Election: November 8, 2023 General Election Batch 202

Race to be counted: **SJC Fire Protection District No. 3 - Fire Commissioner 3**

Response	Count Team 1	Count Team 2	Manual Totals
Jerry Henderson	23	23	23
Warren Appleton	21	21	21
Write-in	0	0	0
Undervotes	2	2	2
Overvotes	0	0	0

Audit results processed by:

Count Team 1:

Sign 1. *Leed Buganski* Date 11-8-2023

Sign 2. *RJ Ho* Date 11-8-2023

Count Team 2:

Sign 1. *Obuganski* Date 11-8-23

Sign 2. *A. Kella* Date 11-8-23

Manual Count of Random Groups - Post Election Audit

Date of Election: November 8, 2023 General Election Batch 801

Race to be counted: **SJC Fire Protection District No. 3 - Fire Commissioner 3**

Response	Count Team 1	Count Team 2		Manual Totals
Jerry Henderson	20	20		
Warren Appleton	25	25		
Write-in	0	0		
Undervotes	4	4		
Overvotes	0	0		
	●			

Audit results processed by:

Count Team 1:

Sign 1. *D.A. Howard* Date 11/8/23

Sign 2. *J. Sparo* Date 11-8-23

Count Team 2:

Sign 1. *A. Keller* Date 11-8-23

Sign 2. *D. Buganski* Date 11-8-23

Manual Count of Random Groups - Post Election Audit

Date of Election: November 8, 2023 General Election Batch 204

Race to be counted: **SJC Fire Protection District No. 3 - Fire Commissioner 3**

Response	Count Team 1	Count Team 2	Manual Totals
Jerry Henderson	21	21	21
Warren Appleton	22	22	22
Write-in	0	0	0
Undervotes	4	4	4
Overvotes	0	0	0

Audit results processed by:

Count Team 1:

Sign 1. *[Signature]* Date 11/8/23

Sign 2. *[Signature]* Date 11-8-23

Count Team 2:

Sign 1. *[Signature]* Date 11-8-2023
~~8-11-2023~~

Sign 2. *[Signature]* Date 11-8-2023

Manual Count of Random Groups - Post Election Audit

Date of Election: November 8, 2023 General Election Batch 207

Race to be counted: **SJC Fire Protection District No. 3 - Fire Commissioner 3**

Response	Count Team 1	Count Team 2	Manual Totals
Jerry Henderson	24	24	24
Warren Appleton	14	14	14
Write-in	0	0	0
Undervotes	4	4	4
Overvotes	0	0	0

Audit results processed by:

Count Team 1:

Sign 1. *D. Keller* Date 11-8-23

Sign 2. *R. Burganski* Date 11-8-23

Count Team 2:

Sign 1. *RD Neo* Date 11-8-23

Sign 2. *Leif Burganski* Date 11-8-2023

Manual Count of Random Groups - Post Election Audit

Date of Election: November 8, 2023 General Election Batch 206

Race to be counted: **SJC Fire Protection District No. 3 - Fire Commissioner 3**

Response	Count Team 1	Count Team 2		Manual Totals
Jerry Henderson	10	10		
Warren Appleton	9	9		
Write-in	0	0		
Undervotes	3	3		
Overvotes	0	0		

Audit results processed by:

Count Team 1:

Sign 1. *10 Buganski* Date 11-8-23

Sign 2. *J. Keller* Date 11-8-23

Count Team 2:

Sign 1. *Si M. James* Date 11/8/23

Sign 2. *J. Seary* Date 11-8-23

Precinct Results Report

2023 General Election

Run Time 5:01 PM
Run Date 11/27/2023

San Juan County

2023 General Election

11/7/2023

Page 1

Official Results

Registered Voters
7258 of 14725 = 49.29%

Precincts Reporting
0 of 42 = 0.00%

101 Friday Harbor N

390 of 1,106 registered voters = 35.26%

Town of Friday Harbor Council Member 1

Choice	Party	Absentee Voting		Election Day		Total	
Steve Hushebeck		272	100.00%	0	0.00%	272	100.00%
	Cast Votes:	272	100.00%	0	0.00%	272	100.00%
	Undervotes:	115		0		115	
	Overvotes:	0		0		0	
	Unresolved write-in votes:	3		0		3	

Town of Friday Harbor Council Member 2

Choice	Party	Absentee Voting		Election Day		Total	
Richard Geffen		270	78.03%	0	0.00%	270	78.03%
Noel Monin		76	21.97%	0	0.00%	76	21.97%
	Cast Votes:	346	100.00%	0	0.00%	346	100.00%
	Undervotes:	42		0		42	
	Overvotes:	0		0		0	
	Unresolved write-in votes:	2		0		2	

Town of Friday Harbor Council Member 5

Choice	Party	Absentee Voting		Election Day		Total	
Barbara Starr		282	100.00%	0	0.00%	282	100.00%
	Cast Votes:	282	100.00%	0	0.00%	282	100.00%
	Undervotes:	100		0		100	
	Overvotes:	0		0		0	
	Unresolved write-in votes:	8		0		8	

San Juan Island School District No. 149 Director 3

Choice	Party	Absentee Voting		Election Day		Total	
TJ Heller		266	100.00%	0	0.00%	266	100.00%
	Cast Votes:	266	100.00%	0	0.00%	266	100.00%
	Undervotes:	118		0		118	
	Overvotes:	0		0		0	
	Unresolved write-in votes:	6		0		6	

Precinct Results Report

2023 General Election

Run Time 5:01 PM
Run Date 11/27/2023

San Juan County

2023 General Election

11/7/2023

Page 2

Official Results

Registered Voters
7258 of 14725 = 49.29%

Precincts Reporting
0 of 42 = 0.00%

101 Friday Harbor N

390 of 1,106 registered voters = 35.26%

San Juan Island School District No. 149 Director 4

Choice	Party	Absentee Voting		Election Day		Total	
John Kurtz		265	100.00%	0	0.00%	265	100.00%
	Cast Votes:	265	100.00%	0	0.00%	265	100.00%
	Undervotes:	117		0		117	
	Overvotes:	0		0		0	
	Unresolved write-in votes:	8		0		8	

San Juan Island School District No. 149 Director 5

Choice	Party	Absentee Voting		Election Day		Total	
Brian Moore		268	100.00%	0	0.00%	268	100.00%
	Cast Votes:	268	100.00%	0	0.00%	268	100.00%
	Undervotes:	118		0		118	
	Overvotes:	0		0		0	
	Unresolved write-in votes:	4		0		4	

SJC Fire Protection District No. 3 Commissioner 3

Choice	Party	Absentee Voting		Election Day		Total	
Jerry Henderson		171	46.98%	0	0.00%	171	46.98%
Warren Appleton		193	53.02%	0	0.00%	193	53.02%
	Cast Votes:	364	100.00%	0	0.00%	364	100.00%
	Undervotes:	24		0		24	
	Overvotes:	0		0		0	
	Unresolved write-in votes:	2		0		2	

Port of Friday Harbor Commissioner 2

Choice	Party	Absentee Voting		Election Day		Total	
Barbara Marrett		249	100.00%	0	0.00%	249	100.00%
	Cast Votes:	249	100.00%	0	0.00%	249	100.00%
	Undervotes:	133		0		133	
	Overvotes:	0		0		0	
	Unresolved write-in votes:	8		0		8	

Precinct Results Report

2023 General Election

Run Time 5:01 PM
Run Date 11/27/2023**San Juan County**

2023 General Election

11/7/2023

Page 3

Official ResultsRegistered Voters
7258 of 14725 = 49.29%Precincts Reporting
0 of 42 = 0.00%**101 Friday Harbor N**

390 of 1,106 registered voters = 35.26%

Port of Friday Harbor Commissioner 3

Choice	Party	Absentee Voting		Election Day		Total	
Rich Goodhart		241	64.44%	0	0.00%	241	64.44%
Greg Hertel		133	35.56%	0	0.00%	133	35.56%
Cast Votes:		374	100.00%	0	0.00%	374	100.00%
Undervotes:		15		0		15	
Overvotes:		0		0		0	
Unresolved write-in votes:		1		0		1	

San Juan Island Park & Rec District Commissioner 1

Choice	Party	Absentee Voting		Election Day		Total	
Bill Cumming		299	100.00%	0	0.00%	299	100.00%
Cast Votes:		299	100.00%	0	0.00%	299	100.00%
Undervotes:		86		0		86	
Overvotes:		0		0		0	
Unresolved write-in votes:		5		0		5	

San Juan Island Park & Rec District Commissioner 4

Choice	Party	Absentee Voting		Election Day		Total	
Adam Eltinge		277	100.00%	0	0.00%	277	100.00%
Cast Votes:		277	100.00%	0	0.00%	277	100.00%
Undervotes:		110		0		110	
Overvotes:		0		0		0	
Unresolved write-in votes:		3		0		3	

SJC Cemetery District No. 1 Commissioner 3

Choice	Party	Absentee Voting		Election Day		Total	
Rex Guard		303	100.00%	0	0.00%	303	100.00%
Cast Votes:		303	100.00%	0	0.00%	303	100.00%
Undervotes:		85		0		85	
Overvotes:		0		0		0	
Unresolved write-in votes:		2		0		2	

Precinct Results Report

2023 General Election

Run Time 5:01 PM
Run Date 11/27/2023**San Juan County**

2023 General Election

11/7/2023

Page 4

Official Results**Registered Voters**

7258 of 14725 = 49.29%

Precincts Reporting

0 of 42 = 0.00%

101 Friday Harbor N

390 of 1,106 registered voters = 35.26%

SJC Public Hospital District No. 1 Commissioner 2

Choice	Party	Absentee Voting		Election Day		Total	
Anna Lisa Lindstrum		266	100.00%	0	0.00%	266	100.00%
	Cast Votes:	266	100.00%	0	0.00%	266	100.00%
	Undervotes:	118		0		118	
	Overvotes:	0		0		0	
	Unresolved write-in votes:	6		0		6	

SJC Public Hospital District No. 1 Commissioner 4

Choice	Party	Absentee Voting		Election Day		Total	
Richard (Rick) Frazer		265	100.00%	0	0.00%	265	100.00%
	Cast Votes:	265	100.00%	0	0.00%	265	100.00%
	Undervotes:	117		0		117	
	Overvotes:	0		0		0	
	Unresolved write-in votes:	8		0		8	

Precinct Results Report

2023 General Election

Run Time 5:01 PM
Run Date 11/27/2023

San Juan County

2023 General Election

11/7/2023

Page 5

Official Results

Registered Voters
7258 of 14725 = 49.29%

Precincts Reporting
0 of 42 = 0.00%

102 Friday Harbor S

325 of 819 registered voters = 39.68%

Town of Friday Harbor Council Member 1

Choice	Party	Absentee Voting		Election Day		Total	
Steve Hushebeck		213	100.00%	0	0.00%	213	100.00%
	Cast Votes:	213	100.00%	0	0.00%	213	100.00%
	Undervotes:	106		0		106	
	Overvotes:	0		0		0	
	Unresolved write-in votes:	5		0		5	

Town of Friday Harbor Council Member 2

Choice	Party	Absentee Voting		Election Day		Total	
Richard Geffen		201	74.72%	0	0.00%	201	74.72%
Noel Monin		68	25.28%	0	0.00%	68	25.28%
	Cast Votes:	269	100.00%	0	0.00%	269	100.00%
	Undervotes:	51		0		51	
	Overvotes:	0		0		0	
	Unresolved write-in votes:	5		0		5	

Town of Friday Harbor Council Member 5

Choice	Party	Absentee Voting		Election Day		Total	
Barbara Starr		224	100.00%	0	0.00%	224	100.00%
	Cast Votes:	224	100.00%	0	0.00%	224	100.00%
	Undervotes:	95		0		95	
	Overvotes:	0		0		0	
	Unresolved write-in votes:	5		0		5	

San Juan Island School District No. 149 Director 3

Choice	Party	Absentee Voting		Election Day		Total	
TJ Heller		199	100.00%	0	0.00%	199	100.00%
	Cast Votes:	199	100.00%	0	0.00%	199	100.00%
	Undervotes:	121		0		121	
	Overvotes:	0		0		0	
	Unresolved write-in votes:	4		0		4	

Precinct Results Report

2023 General Election

Run Time 5:01 PM
Run Date 11/27/2023

San Juan County

2023 General Election

11/7/2023

Page 6

Official Results

Registered Voters
7258 of 14725 = 49.29%

Precincts Reporting
0 of 42 = 0.00%

102 Friday Harbor S

325 of 819 registered voters = 39.68%

San Juan Island School District No. 149 Director 4

Choice	Party	Absentee Voting		Election Day		Total	
John Kurtz		200	100.00%	0	0.00%	200	100.00%
	Cast Votes:	200	100.00%	0	0.00%	200	100.00%
	Undervotes:	121		0		121	
	Overvotes:	0		0		0	
	Unresolved write-in votes:	3		0		3	

San Juan Island School District No. 149 Director 5

Choice	Party	Absentee Voting		Election Day		Total	
Brian Moore		201	100.00%	0	0.00%	201	100.00%
	Cast Votes:	201	100.00%	0	0.00%	201	100.00%
	Undervotes:	121		0		121	
	Overvotes:	0		0		0	
	Unresolved write-in votes:	2		0		2	

SJC Fire Protection District No. 3 Commissioner 3

Choice	Party	Absentee Voting		Election Day		Total	
Jerry Henderson		120	40.68%	0	0.00%	120	40.68%
Warren Appleton		175	59.32%	0	0.00%	175	59.32%
	Cast Votes:	295	100.00%	0	0.00%	295	100.00%
	Undervotes:	28		0		28	
	Overvotes:	0		0		0	
	Unresolved write-in votes:	2		0		2	

Port of Friday Harbor Commissioner 2

Choice	Party	Absentee Voting		Election Day		Total	
Barbara Marrett		193	100.00%	0	0.00%	193	100.00%
	Cast Votes:	193	100.00%	0	0.00%	193	100.00%
	Undervotes:	127		0		127	
	Overvotes:	0		0		0	
	Unresolved write-in votes:	4		0		4	

Precinct Results Report

2023 General Election

Run Time 5:01 PM
Run Date 11/27/2023

San Juan County

2023 General Election

11/7/2023

Page 7

Official Results

Registered Voters
7258 of 14725 = 49.29%

Precincts Reporting
0 of 42 = 0.00%

102 Friday Harbor S

325 of 819 registered voters = 39.68%

Port of Friday Harbor Commissioner 3

Choice	Party	Absentee Voting		Election Day		Total	
Rich Goodhart		168	55.45%	0	0.00%	168	55.45%
Greg Hertel		135	44.55%	0	0.00%	135	44.55%
Cast Votes:		303	100.00%	0	0.00%	303	100.00%
Undervotes:		22		0		22	
Overvotes:		0		0		0	
Unresolved write-in votes:		0		0		0	

San Juan Island Park & Rec District Commissioner 1

Choice	Party	Absentee Voting		Election Day		Total	
Bill Cumming		232	100.00%	0	0.00%	232	100.00%
Cast Votes:		232	100.00%	0	0.00%	232	100.00%
Undervotes:		92		0		92	
Overvotes:		0		0		0	
Unresolved write-in votes:		1		0		1	

San Juan Island Park & Rec District Commissioner 4

Choice	Party	Absentee Voting		Election Day		Total	
Adam Eltinge		207	100.00%	0	0.00%	207	100.00%
Cast Votes:		207	100.00%	0	0.00%	207	100.00%
Undervotes:		116		0		116	
Overvotes:		0		0		0	
Unresolved write-in votes:		2		0		2	

SJC Cemetery District No. 1 Commissioner 3

Choice	Party	Absentee Voting		Election Day		Total	
Rex Guard		230	100.00%	0	0.00%	230	100.00%
Cast Votes:		230	100.00%	0	0.00%	230	100.00%
Undervotes:		92		0		92	
Overvotes:		0		0		0	
Unresolved write-in votes:		3		0		3	

Precinct Results Report

2023 General Election

Run Time 5:01 PM
Run Date 11/27/2023

San Juan County

2023 General Election

11/7/2023

Page 8

Official Results

Registered Voters

7258 of 14725 = 49.29%

Precincts Reporting

0 of 42 = 0.00%

102 Friday Harbor S

325 of 819 registered voters = 39.68%

SJC Public Hospital District No. 1 Commissioner 2

Choice	Party	Absentee Voting	Election Day	Total
Anna Lisa Lindstrum		205 100.00%	0 0.00%	205 100.00%
	Cast Votes:	205 100.00%	0 0.00%	205 100.00%
	Undervotes:	115	0	115
	Overvotes:	0	0	0
	Unresolved write-in votes:	4	0	4

SJC Public Hospital District No. 1 Commissioner 4

Choice	Party	Absentee Voting	Election Day	Total
Richard (Rick) Frazer		200 100.00%	0 0.00%	200 100.00%
	Cast Votes:	200 100.00%	0 0.00%	200 100.00%
	Undervotes:	120	0	120
	Overvotes:	0	0	0
	Unresolved write-in votes:	4	0	4

Precinct Results Report

2023 General Election

Run Time 5:01 PM
Run Date 11/27/2023**San Juan County**

2023 General Election

11/7/2023

Page 9

Official ResultsRegistered Voters
7258 of 14725 = 49.29%Precincts Reporting
0 of 42 = 0.00%**11-A San Juan SE**

189 of 365 registered voters = 51.78%

San Juan Island School District No. 149 Director 3

Choice	Party	Absentee Voting		Election Day		Total	
TJ Heller		126	100.00%	0	0.00%	126	100.00%
	Cast Votes:	126	100.00%	0	0.00%	126	100.00%
	Undervotes:	59		0		59	
	Overvotes:	0		0		0	
	Unresolved write-in votes:	4		0		4	

San Juan Island School District No. 149 Director 4

Choice	Party	Absentee Voting		Election Day		Total	
John Kurtz		118	100.00%	0	0.00%	118	100.00%
	Cast Votes:	118	100.00%	0	0.00%	118	100.00%
	Undervotes:	63		0		63	
	Overvotes:	0		0		0	
	Unresolved write-in votes:	8		0		8	

San Juan Island School District No. 149 Director 5

Choice	Party	Absentee Voting		Election Day		Total	
Brian Moore		123	100.00%	0	0.00%	123	100.00%
	Cast Votes:	123	100.00%	0	0.00%	123	100.00%
	Undervotes:	63		0		63	
	Overvotes:	0		0		0	
	Unresolved write-in votes:	3		0		3	

SJC Fire Protection District No. 3 Commissioner 3

Choice	Party	Absentee Voting		Election Day		Total	
Jerry Henderson		68	40.00%	0	0.00%	68	40.00%
Warren Appleton		102	60.00%	0	0.00%	102	60.00%
	Cast Votes:	170	100.00%	0	0.00%	170	100.00%
	Undervotes:	19		0		19	
	Overvotes:	0		0		0	
	Unresolved write-in votes:	0		0		0	

Precinct Results Report

2023 General Election

Run Time 5:01 PM
Run Date 11/27/2023

San Juan County

2023 General Election

11/7/2023

Page 10

Official Results

Registered Voters
7258 of 14725 = 49.29%

Precincts Reporting
0 of 42 = 0.00%

11-A San Juan SE

189 of 365 registered voters = 51.78%

Port of Friday Harbor Commissioner 2

Choice	Party	Absentee Voting		Election Day		Total	
Barbara Marrett		128	100.00%	0	0.00%	128	100.00%
	Cast Votes:	128	100.00%	0	0.00%	128	100.00%
	Undervotes:	55		0		55	
	Overvotes:	0		0		0	
	Unresolved write-in votes:	6		0		6	

Port of Friday Harbor Commissioner 3

Choice	Party	Absentee Voting		Election Day		Total	
Rich Goodhart		122	68.93%	0	0.00%	122	68.93%
Greg Hertel		55	31.07%	0	0.00%	55	31.07%
	Cast Votes:	177	100.00%	0	0.00%	177	100.00%
	Undervotes:	11		0		11	
	Overvotes:	0		0		0	
	Unresolved write-in votes:	0		0		0	

San Juan Island Park & Rec District Commissioner 1

Choice	Party	Absentee Voting		Election Day		Total	
Bill Cumming		142	100.00%	0	0.00%	142	100.00%
	Cast Votes:	142	100.00%	0	0.00%	142	100.00%
	Undervotes:	43		0		43	
	Overvotes:	0		0		0	
	Unresolved write-in votes:	4		0		4	

San Juan Island Park & Rec District Commissioner 4

Choice	Party	Absentee Voting		Election Day		Total	
Adam Eltinge		127	100.00%	0	0.00%	127	100.00%
	Cast Votes:	127	100.00%	0	0.00%	127	100.00%
	Undervotes:	59		0		59	
	Overvotes:	0		0		0	
	Unresolved write-in votes:	3		0		3	

Precinct Results Report

2023 General Election

Run Time 5:01 PM
Run Date 11/27/2023

San Juan County

2023 General Election

11/7/2023

Page 11

Official Results

Registered Voters
7258 of 14725 = 49.29%

Precincts Reporting
0 of 42 = 0.00%

11-A San Juan SE

189 of 365 registered voters = 51.78%

SJC Cemetery District No. 1 Commissioner 3

Choice	Party	Absentee Voting		Election Day		Total	
Rex Guard		140	100.00%	0	0.00%	140	100.00%
	Cast Votes:	140	100.00%	0	0.00%	140	100.00%
	Undervotes:	46		0		46	
	Overvotes:	0		0		0	
	Unresolved write-in votes:	3		0		3	

SJC Public Hospital District No. 1 Commissioner 2

Choice	Party	Absentee Voting		Election Day		Total	
Anna Lisa Lindstrum		128	100.00%	0	0.00%	128	100.00%
	Cast Votes:	128	100.00%	0	0.00%	128	100.00%
	Undervotes:	57		0		57	
	Overvotes:	0		0		0	
	Unresolved write-in votes:	4		0		4	

SJC Public Hospital District No. 1 Commissioner 4

Choice	Party	Absentee Voting		Election Day		Total	
Richard (Rick) Frazer		125	100.00%	0	0.00%	125	100.00%
	Cast Votes:	125	100.00%	0	0.00%	125	100.00%
	Undervotes:	62		0		62	
	Overvotes:	0		0		0	
	Unresolved write-in votes:	2		0		2	

Precinct Results Report

2023 General Election

Run Time 5:01 PM
Run Date 11/27/2023

San Juan County

2023 General Election

11/7/2023

Page 12

Official Results

Registered Voters
7258 of 14725 = 49.29%

Precincts Reporting
0 of 42 = 0.00%

11-B San Juan SE

84 of 155 registered voters = 54.19%

San Juan Island School District No. 149 Director 3

Choice	Party	Absentee Voting	Election Day	Total
TJ Heller		56 100.00%	0 0.00%	56 100.00%
	Cast Votes:	56 100.00%	0 0.00%	56 100.00%
	Undervotes:	26	0	26
	Overvotes:	0	0	0
	Unresolved write-in votes:	2	0	2

San Juan Island School District No. 149 Director 4

Choice	Party	Absentee Voting	Election Day	Total
John Kurtz		57 100.00%	0 0.00%	57 100.00%
	Cast Votes:	57 100.00%	0 0.00%	57 100.00%
	Undervotes:	25	0	25
	Overvotes:	0	0	0
	Unresolved write-in votes:	2	0	2

San Juan Island School District No. 149 Director 5

Choice	Party	Absentee Voting	Election Day	Total
Brian Moore		58 100.00%	0 0.00%	58 100.00%
	Cast Votes:	58 100.00%	0 0.00%	58 100.00%
	Undervotes:	25	0	25
	Overvotes:	0	0	0
	Unresolved write-in votes:	1	0	1

SJC Fire Protection District No. 3 Commissioner 3

Choice	Party	Absentee Voting	Election Day	Total
Jerry Henderson		47 59.49%	0 0.00%	47 59.49%
Warren Appleton		32 40.51%	0 0.00%	32 40.51%
	Cast Votes:	79 100.00%	0 0.00%	79 100.00%
	Undervotes:	5	0	5
	Overvotes:	0	0	0
	Unresolved write-in votes:	0	0	0

Precinct Results Report

2023 General Election

Run Time 5:01 PM
Run Date 11/27/2023**San Juan County**

2023 General Election

11/7/2023

Page 13

Official Results**Registered Voters**
7258 of 14725 = 49.29%**Precincts Reporting**
0 of 42 = 0.00%**11-B San Juan SE**

84 of 155 registered voters = 54.19%

Port of Friday Harbor Commissioner 2

Choice	Party	Absentee Voting		Election Day		Total	
Barbara Marrett		62	100.00%	0	0.00%	62	100.00%
	Cast Votes:	62	100.00%	0	0.00%	62	100.00%
	Undervotes:	20		0		20	
	Overvotes:	0		0		0	
	Unresolved write-in votes:	2		0		2	

Port of Friday Harbor Commissioner 3

Choice	Party	Absentee Voting		Election Day		Total	
Rich Goodhart		43	53.75%	0	0.00%	43	53.75%
Greg Hertel		37	46.25%	0	0.00%	37	46.25%
	Cast Votes:	80	100.00%	0	0.00%	80	100.00%
	Undervotes:	4		0		4	
	Overvotes:	0		0		0	
	Unresolved write-in votes:	0		0		0	

San Juan Island Park & Rec District Commissioner 1

Choice	Party	Absentee Voting		Election Day		Total	
Bill Cumming		62	100.00%	0	0.00%	62	100.00%
	Cast Votes:	62	100.00%	0	0.00%	62	100.00%
	Undervotes:	22		0		22	
	Overvotes:	0		0		0	
	Unresolved write-in votes:	0		0		0	

San Juan Island Park & Rec District Commissioner 4

Choice	Party	Absentee Voting		Election Day		Total	
Adam Eltinge		56	100.00%	0	0.00%	56	100.00%
	Cast Votes:	56	100.00%	0	0.00%	56	100.00%
	Undervotes:	27		0		27	
	Overvotes:	0		0		0	
	Unresolved write-in votes:	1		0		1	

Precinct Results Report

2023 General Election

Run Time 5:01 PM
Run Date 11/27/2023

San Juan County

2023 General Election

11/7/2023

Page 14

Official Results

Registered Voters
7258 of 14725 = 49.29%

Precincts Reporting
0 of 42 = 0.00%

11-B San Juan SE

84 of 155 registered voters = 54.19%

SJC Cemetery District No. 1 Commissioner 3

Choice	Party	Absentee Voting	Election Day	Total
Rex Guard		66 100.00%	0 0.00%	66 100.00%
	Cast Votes:	66 100.00%	0 0.00%	66 100.00%
	Undervotes:	18	0	18
	Overvotes:	0	0	0
	Unresolved write-in votes:	0	0	0

SJC Public Hospital District No. 1 Commissioner 2

Choice	Party	Absentee Voting	Election Day	Total
Anna Lisa Lindstrum		54 100.00%	0 0.00%	54 100.00%
	Cast Votes:	54 100.00%	0 0.00%	54 100.00%
	Undervotes:	26	0	26
	Overvotes:	0	0	0
	Unresolved write-in votes:	4	0	4

SJC Public Hospital District No. 1 Commissioner 4

Choice	Party	Absentee Voting	Election Day	Total
Richard (Rick) Frazer		57 100.00%	0 0.00%	57 100.00%
	Cast Votes:	57 100.00%	0 0.00%	57 100.00%
	Undervotes:	24	0	24
	Overvotes:	0	0	0
	Unresolved write-in votes:	3	0	3

Cape San Juan Water District Commissioner 3

Choice	Party	Absentee Voting	Election Day	Total
David Rumolo		65 100.00%	0 0.00%	65 100.00%
	Cast Votes:	65 100.00%	0 0.00%	65 100.00%
	Undervotes:	17	0	17
	Overvotes:	0	0	0
	Unresolved write-in votes:	2	0	2

Precinct Results Report

2023 General Election

Run Time 5:01 PM
Run Date 11/27/2023

San Juan County

2023 General Election

11/7/2023

Page 15

Official Results

Registered Voters
7258 of 14725 = 49.29%

Precincts Reporting
0 of 42 = 0.00%

11-C San Juan SE

40 of 60 registered voters = 66.67%

San Juan Island School District No. 149 Director 3

Choice	Party	Absentee Voting	Election Day	Total
TJ Heller		30 100.00%	0 0.00%	30 100.00%
	Cast Votes:	30 100.00%	0 0.00%	30 100.00%
	Undervotes:	10	0	10
	Overvotes:	0	0	0
	Unresolved write-in votes:	0	0	0

San Juan Island School District No. 149 Director 4

Choice	Party	Absentee Voting	Election Day	Total
John Kurtz		29 100.00%	0 0.00%	29 100.00%
	Cast Votes:	29 100.00%	0 0.00%	29 100.00%
	Undervotes:	11	0	11
	Overvotes:	0	0	0
	Unresolved write-in votes:	0	0	0

San Juan Island School District No. 149 Director 5

Choice	Party	Absentee Voting	Election Day	Total
Brian Moore		27 100.00%	0 0.00%	27 100.00%
	Cast Votes:	27 100.00%	0 0.00%	27 100.00%
	Undervotes:	13	0	13
	Overvotes:	0	0	0
	Unresolved write-in votes:	0	0	0

SJC Fire Protection District No. 3 Commissioner 3

Choice	Party	Absentee Voting	Election Day	Total
Jerry Henderson		15 41.67%	0 0.00%	15 41.67%
Warren Appleton		21 58.33%	0 0.00%	21 58.33%
	Cast Votes:	36 100.00%	0 0.00%	36 100.00%
	Undervotes:	4	0	4
	Overvotes:	0	0	0
	Unresolved write-in votes:	0	0	0

Precinct Results Report

2023 General Election

Run Time 5:01 PM
Run Date 11/27/2023

San Juan County

2023 General Election

11/7/2023

Page 16

Official Results

Registered Voters
7258 of 14725 = 49.29%

Precincts Reporting
0 of 42 = 0.00%

11-C San Juan SE

40 of 60 registered voters = 66.67%

Port of Friday Harbor Commissioner 2

Choice	Party	Absentee Voting		Election Day		Total	
Barbara Marrett		26	100.00%	0	0.00%	26	100.00%
	Cast Votes:	26	100.00%	0	0.00%	26	100.00%
	Undervotes:	14		0		14	
	Overvotes:	0		0		0	
	Unresolved write-in votes:	0		0		0	

Port of Friday Harbor Commissioner 3

Choice	Party	Absentee Voting		Election Day		Total	
Rich Goodhart		29	74.36%	0	0.00%	29	74.36%
Greg Hertel		10	25.64%	0	0.00%	10	25.64%
	Cast Votes:	39	100.00%	0	0.00%	39	100.00%
	Undervotes:	1		0		1	
	Overvotes:	0		0		0	
	Unresolved write-in votes:	0		0		0	

San Juan Island Park & Rec District Commissioner 1

Choice	Party	Absentee Voting		Election Day		Total	
Bill Cumming		32	100.00%	0	0.00%	32	100.00%
	Cast Votes:	32	100.00%	0	0.00%	32	100.00%
	Undervotes:	8		0		8	
	Overvotes:	0		0		0	
	Unresolved write-in votes:	0		0		0	

San Juan Island Park & Rec District Commissioner 4

Choice	Party	Absentee Voting		Election Day		Total	
Adam Eltinge		28	100.00%	0	0.00%	28	100.00%
	Cast Votes:	28	100.00%	0	0.00%	28	100.00%
	Undervotes:	12		0		12	
	Overvotes:	0		0		0	
	Unresolved write-in votes:	0		0		0	

Precinct Results Report

2023 General Election

Run Time 5:01 PM
Run Date 11/27/2023**San Juan County**

2023 General Election

11/7/2023

Page 17

Official ResultsRegistered Voters
7258 of 14725 = 49.29%Precincts Reporting
0 of 42 = 0.00%**11-C San Juan SE**

40 of 60 registered voters = 66.67%

SJC Cemetery District No. 1 Commissioner 3

Choice	Party	Absentee Voting	Election Day	Total
Rex Guard		29 100.00%	0 0.00%	29 100.00%
	Cast Votes:	29 100.00%	0 0.00%	29 100.00%
	Undervotes:	11	0	11
	Overvotes:	0	0	0
	Unresolved write-in votes:	0	0	0

SJC Public Hospital District No. 1 Commissioner 2

Choice	Party	Absentee Voting	Election Day	Total
Anna Lisa Lindstrum		27 100.00%	0 0.00%	27 100.00%
	Cast Votes:	27 100.00%	0 0.00%	27 100.00%
	Undervotes:	13	0	13
	Overvotes:	0	0	0
	Unresolved write-in votes:	0	0	0

SJC Public Hospital District No. 1 Commissioner 4

Choice	Party	Absentee Voting	Election Day	Total
Richard (Rick) Frazer		28 100.00%	0 0.00%	28 100.00%
	Cast Votes:	28 100.00%	0 0.00%	28 100.00%
	Undervotes:	12	0	12
	Overvotes:	0	0	0
	Unresolved write-in votes:	0	0	0

Cattle Point Water District Commissioner 1

Choice	Party	Absentee Voting	Election Day	Total
Donald Kane		34 100.00%	0 0.00%	34 100.00%
	Cast Votes:	34 100.00%	0 0.00%	34 100.00%
	Undervotes:	6	0	6
	Overvotes:	0	0	0
	Unresolved write-in votes:	0	0	0

Precinct Results Report

2023 General Election

Run Time 5:01 PM
Run Date 11/27/2023

San Juan County

2023 General Election

11/7/2023
Page 18

Official Results

Registered Voters
7258 of 14725 = 49.29%
Precincts Reporting
0 of 42 = 0.00%

12-A San Juan SW

98 of 191 registered voters = 51.31%

San Juan Island School District No. 149 Director 3

Choice	Party	Absentee Voting		Election Day		Total	
TJ Heller		59	100.00%	0	0.00%	59	100.00%
	Cast Votes:	59	100.00%	0	0.00%	59	100.00%
	Undervotes:	38		0		38	
	Overvotes:	0		0		0	
	Unresolved write-in votes:	1		0		1	

San Juan Island School District No. 149 Director 4

Choice	Party	Absentee Voting		Election Day		Total	
John Kurtz		59	100.00%	0	0.00%	59	100.00%
	Cast Votes:	59	100.00%	0	0.00%	59	100.00%
	Undervotes:	39		0		39	
	Overvotes:	0		0		0	
	Unresolved write-in votes:	0		0		0	

San Juan Island School District No. 149 Director 5

Choice	Party	Absentee Voting		Election Day		Total	
Brian Moore		60	100.00%	0	0.00%	60	100.00%
	Cast Votes:	60	100.00%	0	0.00%	60	100.00%
	Undervotes:	38		0		38	
	Overvotes:	0		0		0	
	Unresolved write-in votes:	0		0		0	

SJC Fire Protection District No. 3 Commissioner 3

Choice	Party	Absentee Voting		Election Day		Total	
Jerry Henderson		41	46.07%	0	0.00%	41	46.07%
Warren Appleton		48	53.93%	0	0.00%	48	53.93%
	Cast Votes:	89	100.00%	0	0.00%	89	100.00%
	Undervotes:	9		0		9	
	Overvotes:	0		0		0	
	Unresolved write-in votes:	0		0		0	

Precinct Results Report

2023 General Election

Run Time 5:01 PM
Run Date 11/27/2023

San Juan County

2023 General Election

11/7/2023
Page 19

Official Results

Registered Voters
7258 of 14725 = 49.29%
Precincts Reporting
0 of 42 = 0.00%

12-A San Juan SW

98 of 191 registered voters = 51.31%

Port of Friday Harbor Commissioner 2

Choice	Party	Absentee Voting		Election Day		Total	
Barbara Marrett		60	100.00%	0	0.00%	60	100.00%
	Cast Votes:	60	100.00%	0	0.00%	60	100.00%
	Undervotes:	38		0		38	
	Overvotes:	0		0		0	
	Unresolved write-in votes:	0		0		0	

Port of Friday Harbor Commissioner 3

Choice	Party	Absentee Voting		Election Day		Total	
Rich Goodhart		66	69.47%	0	0.00%	66	69.47%
Greg Hertel		29	30.53%	0	0.00%	29	30.53%
	Cast Votes:	95	100.00%	0	0.00%	95	100.00%
	Undervotes:	3		0		3	
	Overvotes:	0		0		0	
	Unresolved write-in votes:	0		0		0	

San Juan Island Park & Rec District Commissioner 1

Choice	Party	Absentee Voting		Election Day		Total	
Bill Cumming		66	100.00%	0	0.00%	66	100.00%
	Cast Votes:	66	100.00%	0	0.00%	66	100.00%
	Undervotes:	32		0		32	
	Overvotes:	0		0		0	
	Unresolved write-in votes:	0		0		0	

San Juan Island Park & Rec District Commissioner 4

Choice	Party	Absentee Voting		Election Day		Total	
Adam Eltinge		56	100.00%	0	0.00%	56	100.00%
	Cast Votes:	56	100.00%	0	0.00%	56	100.00%
	Undervotes:	42		0		42	
	Overvotes:	0		0		0	
	Unresolved write-in votes:	0		0		0	

Precinct Results Report

2023 General Election

Run Time 5:01 PM
Run Date 11/27/2023

San Juan County

2023 General Election

11/7/2023

Page 20

Official Results

Registered Voters
7258 of 14725 = 49.29%

Precincts Reporting
0 of 42 = 0.00%

12-A San Juan SW

98 of 191 registered voters = 51.31%

SJC Cemetery District No. 1 Commissioner 3

Choice	Party	Absentee Voting	Election Day	Total
Rex Guard		67 100.00%	0 0.00%	67 100.00%
	Cast Votes:	67 100.00%	0 0.00%	67 100.00%
	Undervotes:	31	0	31
	Overvotes:	0	0	0
	Unresolved write-in votes:	0	0	0

SJC Public Hospital District No. 1 Commissioner 2

Choice	Party	Absentee Voting	Election Day	Total
Anna Lisa Lindstrum		62 100.00%	0 0.00%	62 100.00%
	Cast Votes:	62 100.00%	0 0.00%	62 100.00%
	Undervotes:	36	0	36
	Overvotes:	0	0	0
	Unresolved write-in votes:	0	0	0

SJC Public Hospital District No. 1 Commissioner 4

Choice	Party	Absentee Voting	Election Day	Total
Richard (Rick) Frazer		60 100.00%	0 0.00%	60 100.00%
	Cast Votes:	60 100.00%	0 0.00%	60 100.00%
	Undervotes:	38	0	38
	Overvotes:	0	0	0
	Unresolved write-in votes:	0	0	0

Precinct Results Report

2023 General Election

Run Time 5:01 PM
Run Date 11/27/2023

San Juan County

2023 General Election

11/7/2023

Page 21

Official Results

Registered Voters
7258 of 14725 = 49.29%

Precincts Reporting
0 of 42 = 0.00%

12-B San Juan SW

292 of 644 registered voters = 45.34%

San Juan Island School District No. 149 Director 3

Choice	Party	Absentee Voting		Election Day		Total	
TJ Heller		194	100.00%	0	0.00%	194	100.00%
	Cast Votes:	194	100.00%	0	0.00%	194	100.00%
	Undervotes:	98		0		98	
	Overvotes:	0		0		0	
	Unresolved write-in votes:	0		0		0	

San Juan Island School District No. 149 Director 4

Choice	Party	Absentee Voting		Election Day		Total	
John Kurtz		197	100.00%	0	0.00%	197	100.00%
	Cast Votes:	197	100.00%	0	0.00%	197	100.00%
	Undervotes:	93		0		93	
	Overvotes:	0		0		0	
	Unresolved write-in votes:	2		0		2	

San Juan Island School District No. 149 Director 5

Choice	Party	Absentee Voting		Election Day		Total	
Brian Moore		194	100.00%	0	0.00%	194	100.00%
	Cast Votes:	194	100.00%	0	0.00%	194	100.00%
	Undervotes:	98		0		98	
	Overvotes:	0		0		0	
	Unresolved write-in votes:	0		0		0	

SJC Fire Protection District No. 3 Commissioner 3

Choice	Party	Absentee Voting		Election Day		Total	
Jerry Henderson		122	45.19%	0	0.00%	122	45.19%
Warren Appleton		148	54.81%	0	0.00%	148	54.81%
	Cast Votes:	270	100.00%	0	0.00%	270	100.00%
	Undervotes:	22		0		22	
	Overvotes:	0		0		0	
	Unresolved write-in votes:	0		0		0	

Precinct Results Report

2023 General Election

Run Time 5:01 PM
Run Date 11/27/2023

San Juan County

2023 General Election

11/7/2023
Page 22

Official Results

Registered Voters
7258 of 14725 = 49.29%
Precincts Reporting
0 of 42 = 0.00%

12-B San Juan SW

292 of 644 registered voters = 45.34%

Port of Friday Harbor Commissioner 2

Choice	Party	Absentee Voting		Election Day		Total	
Barbara Marrett		202	100.00%	0	0.00%	202	100.00%
	Cast Votes:	202	100.00%	0	0.00%	202	100.00%
	Undervotes:	89		0		89	
	Overvotes:	0		0		0	
	Unresolved write-in votes:	1		0		1	

Port of Friday Harbor Commissioner 3

Choice	Party	Absentee Voting		Election Day		Total	
Rich Goodhart		191	68.46%	0	0.00%	191	68.46%
Greg Hertel		88	31.54%	0	0.00%	88	31.54%
	Cast Votes:	279	100.00%	0	0.00%	279	100.00%
	Undervotes:	13		0		13	
	Overvotes:	0		0		0	
	Unresolved write-in votes:	0		0		0	

San Juan Island Park & Rec District Commissioner 1

Choice	Party	Absentee Voting		Election Day		Total	
Bill Cumming		223	100.00%	0	0.00%	223	100.00%
	Cast Votes:	223	100.00%	0	0.00%	223	100.00%
	Undervotes:	69		0		69	
	Overvotes:	0		0		0	
	Unresolved write-in votes:	0		0		0	

San Juan Island Park & Rec District Commissioner 4

Choice	Party	Absentee Voting		Election Day		Total	
Adam Eltinge		197	100.00%	0	0.00%	197	100.00%
	Cast Votes:	197	100.00%	0	0.00%	197	100.00%
	Undervotes:	93		0		93	
	Overvotes:	0		0		0	
	Unresolved write-in votes:	2		0		2	

Precinct Results Report

2023 General Election

Run Time 5:01 PM
Run Date 11/27/2023

San Juan County

2023 General Election

11/7/2023

Page 23

Official Results

Registered Voters
7258 of 14725 = 49.29%

Precincts Reporting
0 of 42 = 0.00%

12-B San Juan SW

292 of 644 registered voters = 45.34%

SJC Cemetery District No. 1 Commissioner 3

Choice	Party	Absentee Voting	Election Day	Total
Rex Guard		219 100.00%	0 0.00%	219 100.00%
	Cast Votes:	219 100.00%	0 0.00%	219 100.00%
	Undervotes:	73	0	73
	Overvotes:	0	0	0
	Unresolved write-in votes:	0	0	0

SJC Public Hospital District No. 1 Commissioner 2

Choice	Party	Absentee Voting	Election Day	Total
Anna Lisa Lindstrum		208 100.00%	0 0.00%	208 100.00%
	Cast Votes:	208 100.00%	0 0.00%	208 100.00%
	Undervotes:	78	0	78
	Overvotes:	0	0	0
	Unresolved write-in votes:	6	0	6

SJC Public Hospital District No. 1 Commissioner 4

Choice	Party	Absentee Voting	Election Day	Total
Richard (Rick) Frazer		196 100.00%	0 0.00%	196 100.00%
	Cast Votes:	196 100.00%	0 0.00%	196 100.00%
	Undervotes:	96	0	96
	Overvotes:	0	0	0
	Unresolved write-in votes:	0	0	0

Precinct Results Report

2023 General Election

Run Time 5:01 PM
Run Date 11/27/2023

San Juan County

2023 General Election

11/7/2023
Page 24

Official Results

Registered Voters
7258 of 14725 = 49.29%

Precincts Reporting
0 of 42 = 0.00%

13-A San Juan CTRL

357 of 817 registered voters = 43.70%

San Juan Island School District No. 149 Director 3

Choice	Party	Absentee Voting	Election Day	Total
TJ Heller		203 100.00%	0 0.00%	203 100.00%
	Cast Votes:	203 100.00%	0 0.00%	203 100.00%
	Undervotes:	150	0	150
	Overvotes:	0	0	0
	Unresolved write-in votes:	4	0	4

San Juan Island School District No. 149 Director 4

Choice	Party	Absentee Voting	Election Day	Total
John Kurtz		205 100.00%	0 0.00%	205 100.00%
	Cast Votes:	205 100.00%	0 0.00%	205 100.00%
	Undervotes:	145	0	145
	Overvotes:	0	0	0
	Unresolved write-in votes:	7	0	7

San Juan Island School District No. 149 Director 5

Choice	Party	Absentee Voting	Election Day	Total
Brian Moore		201 100.00%	0 0.00%	201 100.00%
	Cast Votes:	201 100.00%	0 0.00%	201 100.00%
	Undervotes:	151	0	151
	Overvotes:	0	0	0
	Unresolved write-in votes:	5	0	5

SJC Fire Protection District No. 3 Commissioner 3

Choice	Party	Absentee Voting	Election Day	Total
Jerry Henderson		129 40.19%	0 0.00%	129 40.19%
Warren Appleton		192 59.81%	0 0.00%	192 59.81%
	Cast Votes:	321 100.00%	0 0.00%	321 100.00%
	Undervotes:	36	0	36
	Overvotes:	0	0	0
	Unresolved write-in votes:	0	0	0

Precinct Results Report

2023 General Election

Run Time 5:01 PM

Run Date 11/27/2023

San Juan County

2023 General Election

11/7/2023

Page 25

Official Results**Registered Voters**

7258 of 14725 = 49.29%

Precincts Reporting

0 of 42 = 0.00%

13-A San Juan CTRL

357 of 817 registered voters = 43.70%

Port of Friday Harbor Commissioner 2

Choice	Party	Absentee Voting		Election Day		Total	
Barbara Marrett		208	100.00%	0	0.00%	208	100.00%
	Cast Votes:	208	100.00%	0	0.00%	208	100.00%
	Undervotes:	142		0		142	
	Overvotes:	0		0		0	
	Unresolved write-in votes:	7		0		7	

Port of Friday Harbor Commissioner 3

Choice	Party	Absentee Voting		Election Day		Total	
Rich Goodhart		242	69.14%	0	0.00%	242	69.14%
Greg Hertel		108	30.86%	0	0.00%	108	30.86%
	Cast Votes:	350	100.00%	0	0.00%	350	100.00%
	Undervotes:	7		0		7	
	Overvotes:	0		0		0	
	Unresolved write-in votes:	0		0		0	

San Juan Island Park & Rec District Commissioner 1

Choice	Party	Absentee Voting		Election Day		Total	
Bill Cumming		251	100.00%	0	0.00%	251	100.00%
	Cast Votes:	251	100.00%	0	0.00%	251	100.00%
	Undervotes:	101		0		101	
	Overvotes:	0		0		0	
	Unresolved write-in votes:	5		0		5	

San Juan Island Park & Rec District Commissioner 4

Choice	Party	Absentee Voting		Election Day		Total	
Adam Eltinge		215	100.00%	0	0.00%	215	100.00%
	Cast Votes:	215	100.00%	0	0.00%	215	100.00%
	Undervotes:	140		0		140	
	Overvotes:	0		0		0	
	Unresolved write-in votes:	2		0		2	

Precinct Results Report

2023 General Election

Run Time 5:01 PM
Run Date 11/27/2023

San Juan County

2023 General Election

11/7/2023
Page 26

Official Results

Registered Voters
7258 of 14725 = 49.29%
Precincts Reporting
0 of 42 = 0.00%

13-A San Juan CTRL

357 of 817 registered voters = 43.70%

SJC Cemetery District No. 1 Commissioner 3

Choice	Party	Absentee Voting		Election Day		Total	
Rex Guard		257	100.00%	0	0.00%	257	100.00%
	Cast Votes:	257	100.00%	0	0.00%	257	100.00%
	Undervotes:	97		0		97	
	Overvotes:	0		0		0	
	Unresolved write-in votes:	3		0		3	

SJC Public Hospital District No. 1 Commissioner 2

Choice	Party	Absentee Voting		Election Day		Total	
Anna Lisa Lindstrum		227	100.00%	0	0.00%	227	100.00%
	Cast Votes:	227	100.00%	0	0.00%	227	100.00%
	Undervotes:	127		0		127	
	Overvotes:	0		0		0	
	Unresolved write-in votes:	3		0		3	

SJC Public Hospital District No. 1 Commissioner 4

Choice	Party	Absentee Voting		Election Day		Total	
Richard (Rick) Frazer		201	100.00%	0	0.00%	201	100.00%
	Cast Votes:	201	100.00%	0	0.00%	201	100.00%
	Undervotes:	151		0		151	
	Overvotes:	0		0		0	
	Unresolved write-in votes:	5		0		5	

Precinct Results Report

2023 General Election

Run Time 5:01 PM
Run Date 11/27/2023

San Juan County

2023 General Election

11/7/2023
Page 27

Official Results

Registered Voters
7258 of 14725 = 49.29%
Precincts Reporting
0 of 42 = 0.00%

13-B San Juan CTRL

84 of 206 registered voters = 40.78%

San Juan Island School District No. 149 Director 3

Choice	Party	Absentee Voting		Election Day		Total	
TJ Heller		51	100.00%	0	0.00%	51	100.00%
	Cast Votes:	51	100.00%	0	0.00%	51	100.00%
	Undervotes:	33		0		33	
	Overvotes:	0		0		0	
	Unresolved write-in votes:	0		0		0	

San Juan Island School District No. 149 Director 4

Choice	Party	Absentee Voting		Election Day		Total	
John Kurtz		51	100.00%	0	0.00%	51	100.00%
	Cast Votes:	51	100.00%	0	0.00%	51	100.00%
	Undervotes:	33		0		33	
	Overvotes:	0		0		0	
	Unresolved write-in votes:	0		0		0	

San Juan Island School District No. 149 Director 5

Choice	Party	Absentee Voting		Election Day		Total	
Brian Moore		50	100.00%	0	0.00%	50	100.00%
	Cast Votes:	50	100.00%	0	0.00%	50	100.00%
	Undervotes:	34		0		34	
	Overvotes:	0		0		0	
	Unresolved write-in votes:	0		0		0	

SJC Fire Protection District No. 3 Commissioner 3

Choice	Party	Absentee Voting		Election Day		Total	
Jerry Henderson		34	41.46%	0	0.00%	34	41.46%
Warren Appleton		48	58.54%	0	0.00%	48	58.54%
	Cast Votes:	82	100.00%	0	0.00%	82	100.00%
	Undervotes:	2		0		2	
	Overvotes:	0		0		0	
	Unresolved write-in votes:	0		0		0	

Precinct Results Report

2023 General Election

Run Time 5:01 PM
Run Date 11/27/2023

San Juan County

2023 General Election

11/7/2023

Page 28

Official Results

Registered Voters
7258 of 14725 = 49.29%

Precincts Reporting
0 of 42 = 0.00%

13-B San Juan CTRL

84 of 206 registered voters = 40.78%

Port of Friday Harbor Commissioner 2

Choice	Party	Absentee Voting	Election Day	Total
Barbara Marrett		52 100.00%	0 0.00%	52 100.00%
	Cast Votes:	52 100.00%	0 0.00%	52 100.00%
	Undervotes:	31	0	31
	Overvotes:	0	0	0
	Unresolved write-in votes:	1	0	1

Port of Friday Harbor Commissioner 3

Choice	Party	Absentee Voting	Election Day	Total
Rich Goodhart		56 67.47%	0 0.00%	56 67.47%
Greg Hertel		27 32.53%	0 0.00%	27 32.53%
	Cast Votes:	83 100.00%	0 0.00%	83 100.00%
	Undervotes:	1	0	1
	Overvotes:	0	0	0
	Unresolved write-in votes:	0	0	0

San Juan Island Park & Rec District Commissioner 1

Choice	Party	Absentee Voting	Election Day	Total
Bill Cumming		59 100.00%	0 0.00%	59 100.00%
	Cast Votes:	59 100.00%	0 0.00%	59 100.00%
	Undervotes:	25	0	25
	Overvotes:	0	0	0
	Unresolved write-in votes:	0	0	0

San Juan Island Park & Rec District Commissioner 4

Choice	Party	Absentee Voting	Election Day	Total
Adam Eltinge		47 100.00%	0 0.00%	47 100.00%
	Cast Votes:	47 100.00%	0 0.00%	47 100.00%
	Undervotes:	37	0	37
	Overvotes:	0	0	0
	Unresolved write-in votes:	0	0	0

Precinct Results Report

2023 General Election

Run Time 5:01 PM
Run Date 11/27/2023

San Juan County

2023 General Election

11/7/2023

Page 29

Official Results

Registered Voters
7258 of 14725 = 49.29%

Precincts Reporting
0 of 42 = 0.00%

13-B San Juan CTRL

84 of 206 registered voters = 40.78%

SJC Cemetery District No. 1 Commissioner 3

Choice	Party	Absentee Voting	Election Day	Total
Rex Guard		59 100.00%	0 0.00%	59 100.00%
	Cast Votes:	59 100.00%	0 0.00%	59 100.00%
	Undervotes:	25	0	25
	Overvotes:	0	0	0
	Unresolved write-in votes:	0	0	0

SJC Public Hospital District No. 1 Commissioner 2

Choice	Party	Absentee Voting	Election Day	Total
Anna Lisa Lindstrum		49 100.00%	0 0.00%	49 100.00%
	Cast Votes:	49 100.00%	0 0.00%	49 100.00%
	Undervotes:	34	0	34
	Overvotes:	0	0	0
	Unresolved write-in votes:	1	0	1

SJC Public Hospital District No. 1 Commissioner 4

Choice	Party	Absentee Voting	Election Day	Total
Richard (Rick) Frazer		50 100.00%	0 0.00%	50 100.00%
	Cast Votes:	50 100.00%	0 0.00%	50 100.00%
	Undervotes:	32	0	32
	Overvotes:	0	0	0
	Unresolved write-in votes:	2	0	2

Precinct Results Report

2023 General Election

Run Time 5:01 PM
Run Date 11/27/2023

San Juan County

2023 General Election

11/7/2023
Page 30

Official Results

Registered Voters
7258 of 14725 = 49.29%
Precincts Reporting
0 of 42 = 0.00%

14-A San Juan West

386 of 818 registered voters = 47.19%

San Juan Island School District No. 149 Director 3

Choice	Party	Absentee Voting		Election Day		Total	
TJ Heller		233	100.00%	0	0.00%	233	100.00%
	Cast Votes:	233	100.00%	0	0.00%	233	100.00%
	Undervotes:	150		0		150	
	Overvotes:	0		0		0	
	Unresolved write-in votes:	3		0		3	

San Juan Island School District No. 149 Director 4

Choice	Party	Absentee Voting		Election Day		Total	
John Kurtz		235	100.00%	0	0.00%	235	100.00%
	Cast Votes:	235	100.00%	0	0.00%	235	100.00%
	Undervotes:	147		0		147	
	Overvotes:	0		0		0	
	Unresolved write-in votes:	4		0		4	

San Juan Island School District No. 149 Director 5

Choice	Party	Absentee Voting		Election Day		Total	
Brian Moore		232	100.00%	0	0.00%	232	100.00%
	Cast Votes:	232	100.00%	0	0.00%	232	100.00%
	Undervotes:	151		0		151	
	Overvotes:	0		0		0	
	Unresolved write-in votes:	3		0		3	

SJC Fire Protection District No. 3 Commissioner 3

Choice	Party	Absentee Voting		Election Day		Total	
Jerry Henderson		158	43.65%	0	0.00%	158	43.65%
Warren Appleton		204	56.35%	0	0.00%	204	56.35%
	Cast Votes:	362	100.00%	0	0.00%	362	100.00%
	Undervotes:	24		0		24	
	Overvotes:	0		0		0	
	Unresolved write-in votes:	0		0		0	

Precinct Results Report

2023 General Election

Run Time 5:01 PM
Run Date 11/27/2023

San Juan County

2023 General Election

11/7/2023
Page 31

Official Results

Registered Voters
7258 of 14725 = 49.29%
Precincts Reporting
0 of 42 = 0.00%

14-A San Juan West

386 of 818 registered voters = 47.19%

Port of Friday Harbor Commissioner 2

Choice	Party	Absentee Voting		Election Day		Total	
Barbara Marrett		224	100.00%	0	0.00%	224	100.00%
	Cast Votes:	224	100.00%	0	0.00%	224	100.00%
	Undervotes:	157		0		157	
	Overvotes:	0		0		0	
	Unresolved write-in votes:	5		0		5	

Port of Friday Harbor Commissioner 3

Choice	Party	Absentee Voting		Election Day		Total	
Rich Goodhart		243	63.95%	0	0.00%	243	63.95%
Greg Hertel		137	36.05%	0	0.00%	137	36.05%
	Cast Votes:	380	100.00%	0	0.00%	380	100.00%
	Undervotes:	5		0		5	
	Overvotes:	0		0		0	
	Unresolved write-in votes:	1		0		1	

San Juan Island Park & Rec District Commissioner 1

Choice	Party	Absentee Voting		Election Day		Total	
Bill Cumming		257	100.00%	0	0.00%	257	100.00%
	Cast Votes:	257	100.00%	0	0.00%	257	100.00%
	Undervotes:	127		0		127	
	Overvotes:	0		0		0	
	Unresolved write-in votes:	2		0		2	

San Juan Island Park & Rec District Commissioner 4

Choice	Party	Absentee Voting		Election Day		Total	
Adam Eltinge		234	100.00%	0	0.00%	234	100.00%
	Cast Votes:	234	100.00%	0	0.00%	234	100.00%
	Undervotes:	150		0		150	
	Overvotes:	0		0		0	
	Unresolved write-in votes:	2		0		2	

Precinct Results Report

2023 General Election

Run Time 5:01 PM
Run Date 11/27/2023

San Juan County

2023 General Election

11/7/2023

Page 32

Official Results

Registered Voters
7258 of 14725 = 49.29%

Precincts Reporting
0 of 42 = 0.00%

14-A San Juan West

386 of 818 registered voters = 47.19%

SJC Cemetery District No. 1 Commissioner 3

Choice	Party	Absentee Voting	Election Day	Total
Rex Guard		265 100.00%	0 0.00%	265 100.00%
	Cast Votes:	265 100.00%	0 0.00%	265 100.00%
	Undervotes:	121	0	121
	Overvotes:	0	0	0
	Unresolved write-in votes:	0	0	0

SJC Public Hospital District No. 1 Commissioner 2

Choice	Party	Absentee Voting	Election Day	Total
Anna Lisa Lindstrum		249 100.00%	0 0.00%	249 100.00%
	Cast Votes:	249 100.00%	0 0.00%	249 100.00%
	Undervotes:	134	0	134
	Overvotes:	0	0	0
	Unresolved write-in votes:	3	0	3

SJC Public Hospital District No. 1 Commissioner 4

Choice	Party	Absentee Voting	Election Day	Total
Richard (Rick) Frazer		231 100.00%	0 0.00%	231 100.00%
	Cast Votes:	231 100.00%	0 0.00%	231 100.00%
	Undervotes:	154	0	154
	Overvotes:	0	0	0
	Unresolved write-in votes:	1	0	1

Precinct Results Report

2023 General Election

Run Time 5:01 PM
Run Date 11/27/2023

San Juan County

2023 General Election

11/7/2023
Page 33

Official Results

Registered Voters
7258 of 14725 = 49.29%

Precincts Reporting
0 of 42 = 0.00%

14-B San Juan West

33 of 90 registered voters = 36.67%

San Juan Island School District No. 149 Director 3

Choice	Party	Absentee Voting	Election Day	Total
TJ Heller		20 100.00%	0 0.00%	20 100.00%
	Cast Votes:	20 100.00%	0 0.00%	20 100.00%
	Undervotes:	11	0	11
	Overvotes:	0	0	0
	Unresolved write-in votes:	2	0	2

San Juan Island School District No. 149 Director 4

Choice	Party	Absentee Voting	Election Day	Total
John Kurtz		24 100.00%	0 0.00%	24 100.00%
	Cast Votes:	24 100.00%	0 0.00%	24 100.00%
	Undervotes:	9	0	9
	Overvotes:	0	0	0
	Unresolved write-in votes:	0	0	0

San Juan Island School District No. 149 Director 5

Choice	Party	Absentee Voting	Election Day	Total
Brian Moore		21 100.00%	0 0.00%	21 100.00%
	Cast Votes:	21 100.00%	0 0.00%	21 100.00%
	Undervotes:	12	0	12
	Overvotes:	0	0	0
	Unresolved write-in votes:	0	0	0

SJC Fire Protection District No. 3 Commissioner 3

Choice	Party	Absentee Voting	Election Day	Total
Jerry Henderson		19 59.38%	0 0.00%	19 59.38%
Warren Appleton		13 40.63%	0 0.00%	13 40.63%
	Cast Votes:	32 100.00%	0 0.00%	32 100.00%
	Undervotes:	1	0	1
	Overvotes:	0	0	0
	Unresolved write-in votes:	0	0	0

Precinct Results Report

2023 General Election

Run Time 5:01 PM
Run Date 11/27/2023

San Juan County

2023 General Election

11/7/2023

Page 34

Official Results

Registered Voters
7258 of 14725 = 49.29%

Precincts Reporting
0 of 42 = 0.00%

14-B San Juan West

33 of 90 registered voters = 36.67%

Port of Friday Harbor Commissioner 2

Choice	Party	Absentee Voting		Election Day		Total	
Barbara Marrett		23	100.00%	0	0.00%	23	100.00%
	Cast Votes:	23	100.00%	0	0.00%	23	100.00%
	Undervotes:	10		0		10	
	Overvotes:	0		0		0	
	Unresolved write-in votes:	0		0		0	

Port of Friday Harbor Commissioner 3

Choice	Party	Absentee Voting		Election Day		Total	
Rich Goodhart		27	81.82%	0	0.00%	27	81.82%
Greg Hertel		6	18.18%	0	0.00%	6	18.18%
	Cast Votes:	33	100.00%	0	0.00%	33	100.00%
	Undervotes:	0		0		0	
	Overvotes:	0		0		0	
	Unresolved write-in votes:	0		0		0	

San Juan Island Park & Rec District Commissioner 1

Choice	Party	Absentee Voting		Election Day		Total	
Bill Cumming		24	100.00%	0	0.00%	24	100.00%
	Cast Votes:	24	100.00%	0	0.00%	24	100.00%
	Undervotes:	9		0		9	
	Overvotes:	0		0		0	
	Unresolved write-in votes:	0		0		0	

San Juan Island Park & Rec District Commissioner 4

Choice	Party	Absentee Voting		Election Day		Total	
Adam Eltinge		23	100.00%	0	0.00%	23	100.00%
	Cast Votes:	23	100.00%	0	0.00%	23	100.00%
	Undervotes:	10		0		10	
	Overvotes:	0		0		0	
	Unresolved write-in votes:	0		0		0	

Precinct Results Report

2023 General Election

Run Time 5:01 PM
Run Date 11/27/2023

San Juan County

2023 General Election

11/7/2023

Page 35

Official Results

Registered Voters
7258 of 14725 = 49.29%

Precincts Reporting
0 of 42 = 0.00%

14-B San Juan West

33 of 90 registered voters = 36.67%

SJC Cemetery District No. 1 Commissioner 3

Choice	Party	Absentee Voting	Election Day	Total
Rex Guard		23 100.00%	0 0.00%	23 100.00%
	Cast Votes:	23 100.00%	0 0.00%	23 100.00%
	Undervotes:	8	0	8
	Overvotes:	0	0	0
	Unresolved write-in votes:	2	0	2

SJC Public Hospital District No. 1 Commissioner 2

Choice	Party	Absentee Voting	Election Day	Total
Anna Lisa Lindstrum		22 100.00%	0 0.00%	22 100.00%
	Cast Votes:	22 100.00%	0 0.00%	22 100.00%
	Undervotes:	9	0	9
	Overvotes:	0	0	0
	Unresolved write-in votes:	2	0	2

SJC Public Hospital District No. 1 Commissioner 4

Choice	Party	Absentee Voting	Election Day	Total
Richard (Rick) Frazer		21 100.00%	0 0.00%	21 100.00%
	Cast Votes:	21 100.00%	0 0.00%	21 100.00%
	Undervotes:	12	0	12
	Overvotes:	0	0	0
	Unresolved write-in votes:	0	0	0

Precinct Results Report

2023 General Election

Run Time 5:01 PM
Run Date 11/27/2023

San Juan County

2023 General Election

11/7/2023

Page 36

Official Results

Registered Voters
7258 of 14725 = 49.29%

Precincts Reporting
0 of 42 = 0.00%

15-A San Juan North

301 of 668 registered voters = 45.06%

San Juan Island School District No. 149 Director 3

Choice	Party	Absentee Voting		Election Day		Total	
TJ Heller		201	100.00%	0	0.00%	201	100.00%
	Cast Votes:	201	100.00%	0	0.00%	201	100.00%
	Undervotes:	96		0		96	
	Overvotes:	0		0		0	
	Unresolved write-in votes:	4		0		4	

San Juan Island School District No. 149 Director 4

Choice	Party	Absentee Voting		Election Day		Total	
John Kurtz		199	100.00%	0	0.00%	199	100.00%
	Cast Votes:	199	100.00%	0	0.00%	199	100.00%
	Undervotes:	100		0		100	
	Overvotes:	0		0		0	
	Unresolved write-in votes:	2		0		2	

San Juan Island School District No. 149 Director 5

Choice	Party	Absentee Voting		Election Day		Total	
Brian Moore		199	100.00%	0	0.00%	199	100.00%
	Cast Votes:	199	100.00%	0	0.00%	199	100.00%
	Undervotes:	99		0		99	
	Overvotes:	0		0		0	
	Unresolved write-in votes:	3		0		3	

SJC Fire Protection District No. 3 Commissioner 3

Choice	Party	Absentee Voting		Election Day		Total	
Jerry Henderson		132	49.07%	0	0.00%	132	49.07%
Warren Appleton		137	50.93%	0	0.00%	137	50.93%
	Cast Votes:	269	100.00%	0	0.00%	269	100.00%
	Undervotes:	32		0		32	
	Overvotes:	0		0		0	
	Unresolved write-in votes:	0		0		0	

Precinct Results Report

2023 General Election

Run Time 5:01 PM
Run Date 11/27/2023

San Juan County

2023 General Election

11/7/2023

Page 37

Official Results

Registered Voters
7258 of 14725 = 49.29%

Precincts Reporting
0 of 42 = 0.00%

15-A San Juan North

301 of 668 registered voters = 45.06%

Port of Friday Harbor Commissioner 2

Choice	Party	Absentee Voting		Election Day		Total	
Barbara Marrett		212	100.00%	0	0.00%	212	100.00%
	Cast Votes:	212	100.00%	0	0.00%	212	100.00%
	Undervotes:	86		0		86	
	Overvotes:	0		0		0	
	Unresolved write-in votes:	3		0		3	

Port of Friday Harbor Commissioner 3

Choice	Party	Absentee Voting		Election Day		Total	
Rich Goodhart		188	65.51%	0	0.00%	188	65.51%
Greg Hertel		99	34.49%	0	0.00%	99	34.49%
	Cast Votes:	287	100.00%	0	0.00%	287	100.00%
	Undervotes:	14		0		14	
	Overvotes:	0		0		0	
	Unresolved write-in votes:	0		0		0	

San Juan Island Park & Rec District Commissioner 1

Choice	Party	Absentee Voting		Election Day		Total	
Bill Cumming		224	100.00%	0	0.00%	224	100.00%
	Cast Votes:	224	100.00%	0	0.00%	224	100.00%
	Undervotes:	75		0		75	
	Overvotes:	0		0		0	
	Unresolved write-in votes:	2		0		2	

San Juan Island Park & Rec District Commissioner 4

Choice	Party	Absentee Voting		Election Day		Total	
Adam Eltinge		206	100.00%	0	0.00%	206	100.00%
	Cast Votes:	206	100.00%	0	0.00%	206	100.00%
	Undervotes:	93		0		93	
	Overvotes:	0		0		0	
	Unresolved write-in votes:	2		0		2	

Precinct Results Report

2023 General Election

Run Time 5:01 PM
Run Date 11/27/2023**San Juan County**

2023 General Election

11/7/2023

Page 38

Official Results**Registered Voters**
7258 of 14725 = 49.29%**Precincts Reporting**
0 of 42 = 0.00%**15-A San Juan North**

301 of 668 registered voters = 45.06%

SJC Cemetery District No. 1 Commissioner 3

Choice	Party	Absentee Voting	Election Day	Total
Rex Guard		224 100.00%	0 0.00%	224 100.00%
	Cast Votes:	224 100.00%	0 0.00%	224 100.00%
	Undervotes:	76	0	76
	Overvotes:	0	0	0
	Unresolved write-in votes:	1	0	1

SJC Public Hospital District No. 1 Commissioner 2

Choice	Party	Absentee Voting	Election Day	Total
Anna Lisa Lindstrum		217 100.00%	0 0.00%	217 100.00%
	Cast Votes:	217 100.00%	0 0.00%	217 100.00%
	Undervotes:	76	0	76
	Overvotes:	0	0	0
	Unresolved write-in votes:	8	0	8

SJC Public Hospital District No. 1 Commissioner 4

Choice	Party	Absentee Voting	Election Day	Total
Richard (Rick) Frazer		199 100.00%	0 0.00%	199 100.00%
	Cast Votes:	199 100.00%	0 0.00%	199 100.00%
	Undervotes:	98	0	98
	Overvotes:	0	0	0
	Unresolved write-in votes:	4	0	4

Precinct Results Report

2023 General Election

Run Time 5:01 PM
Run Date 11/27/2023

San Juan County

2023 General Election

11/7/2023

Page 39

Official Results

Registered Voters
7258 of 14725 = 49.29%

Precincts Reporting
0 of 42 = 0.00%

15-B San Juan North

5 of 17 registered voters = 29.41%

San Juan Island School District No. 149 Director 3

Choice	Party	Absentee Voting	Election Day	Total
TJ Heller		3 100.00%	0 0.00%	3 100.00%
	Cast Votes:	3 100.00%	0 0.00%	3 100.00%
	Undervotes:	2	0	2
	Overvotes:	0	0	0
	Unresolved write-in votes:	0	0	0

San Juan Island School District No. 149 Director 4

Choice	Party	Absentee Voting	Election Day	Total
John Kurtz		3 100.00%	0 0.00%	3 100.00%
	Cast Votes:	3 100.00%	0 0.00%	3 100.00%
	Undervotes:	2	0	2
	Overvotes:	0	0	0
	Unresolved write-in votes:	0	0	0

San Juan Island School District No. 149 Director 5

Choice	Party	Absentee Voting	Election Day	Total
Brian Moore		3 100.00%	0 0.00%	3 100.00%
	Cast Votes:	3 100.00%	0 0.00%	3 100.00%
	Undervotes:	2	0	2
	Overvotes:	0	0	0
	Unresolved write-in votes:	0	0	0

SJC Fire Protection District No. 3 Commissioner 3

Choice	Party	Absentee Voting	Election Day	Total
Jerry Henderson		3 75.00%	0 0.00%	3 75.00%
Warren Appleton		1 25.00%	0 0.00%	1 25.00%
	Cast Votes:	4 100.00%	0 0.00%	4 100.00%
	Undervotes:	1	0	1
	Overvotes:	0	0	0
	Unresolved write-in votes:	0	0	0

Precinct Results Report

2023 General Election

Run Time 5:01 PM
Run Date 11/27/2023

San Juan County

2023 General Election

11/7/2023

Page 40

Official Results

Registered Voters
7258 of 14725 = 49.29%

Precincts Reporting
0 of 42 = 0.00%

15-B San Juan North

5 of 17 registered voters = 29.41%

Port of Friday Harbor Commissioner 2

Choice	Party	Absentee Voting	Election Day	Total
Barbara Marrett		2 100.00%	0 0.00%	2 100.00%
	Cast Votes:	2 100.00%	0 0.00%	2 100.00%
	Undervotes:	3	0	3
	Overvotes:	0	0	0
	Unresolved write-in votes:	0	0	0

Port of Friday Harbor Commissioner 3

Choice	Party	Absentee Voting	Election Day	Total
Rich Goodhart		3 60.00%	0 0.00%	3 60.00%
Greg Hertel		2 40.00%	0 0.00%	2 40.00%
	Cast Votes:	5 100.00%	0 0.00%	5 100.00%
	Undervotes:	0	0	0
	Overvotes:	0	0	0
	Unresolved write-in votes:	0	0	0

San Juan Island Park & Rec District Commissioner 1

Choice	Party	Absentee Voting	Election Day	Total
Bill Cumming		3 100.00%	0 0.00%	3 100.00%
	Cast Votes:	3 100.00%	0 0.00%	3 100.00%
	Undervotes:	2	0	2
	Overvotes:	0	0	0
	Unresolved write-in votes:	0	0	0

San Juan Island Park & Rec District Commissioner 4

Choice	Party	Absentee Voting	Election Day	Total
Adam Eltinge		3 100.00%	0 0.00%	3 100.00%
	Cast Votes:	3 100.00%	0 0.00%	3 100.00%
	Undervotes:	2	0	2
	Overvotes:	0	0	0
	Unresolved write-in votes:	0	0	0

Precinct Results Report

2023 General Election

Run Time 5:01 PM

Run Date 11/27/2023

San Juan County

2023 General Election

11/7/2023

Page 41

Official Results

Registered Voters
7258 of 14725 = 49.29%

Precincts Reporting
0 of 42 = 0.00%

15-B San Juan North

5 of 17 registered voters = 29.41%

SJC Cemetery District No. 1 Commissioner 3

Choice	Party	Absentee Voting	Election Day	Total
Rex Guard		4 100.00%	0 0.00%	4 100.00%
	Cast Votes:	4 100.00%	0 0.00%	4 100.00%
	Undervotes:	1	0	1
	Overvotes:	0	0	0
	Unresolved write-in votes:	0	0	0

SJC Public Hospital District No. 1 Commissioner 2

Choice	Party	Absentee Voting	Election Day	Total
Anna Lisa Lindstrum		1 100.00%	0 0.00%	1 100.00%
	Cast Votes:	1 100.00%	0 0.00%	1 100.00%
	Undervotes:	4	0	4
	Overvotes:	0	0	0
	Unresolved write-in votes:	0	0	0

SJC Public Hospital District No. 1 Commissioner 4

Choice	Party	Absentee Voting	Election Day	Total
Richard (Rick) Frazer		1 100.00%	0 0.00%	1 100.00%
	Cast Votes:	1 100.00%	0 0.00%	1 100.00%
	Undervotes:	4	0	4
	Overvotes:	0	0	0
	Unresolved write-in votes:	0	0	0

Precinct Results Report

2023 General Election

Run Time 5:01 PM
Run Date 11/27/2023

San Juan County

2023 General Election

11/7/2023
Page 42

Official Results

Registered Voters
7258 of 14725 = 49.29%

Precincts Reporting
0 of 42 = 0.00%

15-C San Juan North

2 of 9 registered voters = 22.22%

San Juan Island School District No. 149 Director 3

Choice	Party	Absentee Voting	Election Day	Total
TJ Heller		2 100.00%	0 0.00%	2 100.00%
	Cast Votes:	2 100.00%	0 0.00%	2 100.00%
	Undervotes:	0	0	0
	Overvotes:	0	0	0
	Unresolved write-in votes:	0	0	0

San Juan Island School District No. 149 Director 4

Choice	Party	Absentee Voting	Election Day	Total
John Kurtz		2 100.00%	0 0.00%	2 100.00%
	Cast Votes:	2 100.00%	0 0.00%	2 100.00%
	Undervotes:	0	0	0
	Overvotes:	0	0	0
	Unresolved write-in votes:	0	0	0

San Juan Island School District No. 149 Director 5

Choice	Party	Absentee Voting	Election Day	Total
Brian Moore		2 100.00%	0 0.00%	2 100.00%
	Cast Votes:	2 100.00%	0 0.00%	2 100.00%
	Undervotes:	0	0	0
	Overvotes:	0	0	0
	Unresolved write-in votes:	0	0	0

SJC Fire Protection District No. 3 Commissioner 3

Choice	Party	Absentee Voting	Election Day	Total
Jerry Henderson		2 100.00%	0 0.00%	2 100.00%
Warren Appleton		0 0.00%	0 0.00%	0 0.00%
	Cast Votes:	2 100.00%	0 0.00%	2 100.00%
	Undervotes:	0	0	0
	Overvotes:	0	0	0
	Unresolved write-in votes:	0	0	0

Precinct Results Report

2023 General Election

Run Time 5:01 PM
Run Date 11/27/2023

San Juan County

2023 General Election

11/7/2023
Page 43

Official Results

Registered Voters
7258 of 14725 = 49.29%
Precincts Reporting
0 of 42 = 0.00%

15-C San Juan North

2 of 9 registered voters = 22.22%

SJC Public Hospital District No. 1 Commissioner 2

Choice	Party	Absentee Voting	Election Day	Total
Anna Lisa Lindstrum		2 100.00%	0 0.00%	2 100.00%
	Cast Votes:	2 100.00%	0 0.00%	2 100.00%
	Undervotes:	0	0	0
	Overvotes:	0	0	0
	Unresolved write-in votes:	0	0	0

SJC Public Hospital District No. 1 Commissioner 4

Choice	Party	Absentee Voting	Election Day	Total
Richard (Rick) Frazer		2 100.00%	0 0.00%	2 100.00%
	Cast Votes:	2 100.00%	0 0.00%	2 100.00%
	Undervotes:	0	0	0
	Overvotes:	0	0	0
	Unresolved write-in votes:	0	0	0

Precinct Results Report

2023 General Election

Run Time 5:01 PM
Run Date 11/27/2023

San Juan County

2023 General Election

11/7/2023
Page 44

Official Results

Registered Voters
7258 of 14725 = 49.29%
Precincts Reporting
0 of 42 = 0.00%

15-D San Juan North

18 of 47 registered voters = 38.30%

San Juan Island School District No. 149 Director 3

Choice	Party	Absentee Voting	Election Day	Total
TJ Heller		11 100.00%	0 0.00%	11 100.00%
	Cast Votes:	11 100.00%	0 0.00%	11 100.00%
	Undervotes:	6	0	6
	Overvotes:	0	0	0
	Unresolved write-in votes:	1	0	1

San Juan Island School District No. 149 Director 4

Choice	Party	Absentee Voting	Election Day	Total
John Kurtz		14 100.00%	0 0.00%	14 100.00%
	Cast Votes:	14 100.00%	0 0.00%	14 100.00%
	Undervotes:	3	0	3
	Overvotes:	0	0	0
	Unresolved write-in votes:	1	0	1

San Juan Island School District No. 149 Director 5

Choice	Party	Absentee Voting	Election Day	Total
Brian Moore		15 100.00%	0 0.00%	15 100.00%
	Cast Votes:	15 100.00%	0 0.00%	15 100.00%
	Undervotes:	2	0	2
	Overvotes:	0	0	0
	Unresolved write-in votes:	1	0	1

SJC Fire Protection District No. 3 Commissioner 3

Choice	Party	Absentee Voting	Election Day	Total
Jerry Henderson		9 56.25%	0 0.00%	9 56.25%
Warren Appleton		7 43.75%	0 0.00%	7 43.75%
	Cast Votes:	16 100.00%	0 0.00%	16 100.00%
	Undervotes:	2	0	2
	Overvotes:	0	0	0
	Unresolved write-in votes:	0	0	0

Precinct Results Report

2023 General Election

Run Time 5:01 PM
Run Date 11/27/2023

San Juan County

2023 General Election

11/7/2023
Page 45

Official Results

Registered Voters
7258 of 14725 = 49.29%

Precincts Reporting
0 of 42 = 0.00%

15-D San Juan North

18 of 47 registered voters = 38.30%

SJC Cemetery District No. 2 Commissioner 2

Choice	Party	Absentee Voting	Election Day	Total
Linda Bergquist		17 100.00%	0 0.00%	17 100.00%
	Cast Votes:	17 100.00%	0 0.00%	17 100.00%
	Undervotes:	1	0	1
	Overvotes:	0	0	0
	Unresolved write-in votes:	0	0	0

SJC Public Hospital District No. 1 Commissioner 2

Choice	Party	Absentee Voting	Election Day	Total
Anna Lisa Lindstrum		13 100.00%	0 0.00%	13 100.00%
	Cast Votes:	13 100.00%	0 0.00%	13 100.00%
	Undervotes:	4	0	4
	Overvotes:	0	0	0
	Unresolved write-in votes:	1	0	1

SJC Public Hospital District No. 1 Commissioner 4

Choice	Party	Absentee Voting	Election Day	Total
Richard (Rick) Frazer		14 100.00%	0 0.00%	14 100.00%
	Cast Votes:	14 100.00%	0 0.00%	14 100.00%
	Undervotes:	3	0	3
	Overvotes:	0	0	0
	Unresolved write-in votes:	1	0	1

Precinct Results Report

2023 General Election

Run Time 5:01 PM
Run Date 11/27/2023

San Juan County

2023 General Election

11/7/2023
Page 46

Official Results

Registered Voters
7258 of 14725 = 49.29%
Precincts Reporting
0 of 42 = 0.00%

15-E San Juan North

5 of 23 registered voters = 21.74%

San Juan Island School District No. 149 Director 3

Choice	Party	Absentee Voting	Election Day	Total
TJ Heller		3 100.00%	0 0.00%	3 100.00%
	Cast Votes:	3 100.00%	0 0.00%	3 100.00%
	Undervotes:	2	0	2
	Overvotes:	0	0	0
	Unresolved write-in votes:	0	0	0

San Juan Island School District No. 149 Director 4

Choice	Party	Absentee Voting	Election Day	Total
John Kurtz		3 100.00%	0 0.00%	3 100.00%
	Cast Votes:	3 100.00%	0 0.00%	3 100.00%
	Undervotes:	2	0	2
	Overvotes:	0	0	0
	Unresolved write-in votes:	0	0	0

San Juan Island School District No. 149 Director 5

Choice	Party	Absentee Voting	Election Day	Total
Brian Moore		3 100.00%	0 0.00%	3 100.00%
	Cast Votes:	3 100.00%	0 0.00%	3 100.00%
	Undervotes:	2	0	2
	Overvotes:	0	0	0
	Unresolved write-in votes:	0	0	0

SJC Fire Protection District No. 3 Commissioner 3

Choice	Party	Absentee Voting	Election Day	Total
Jerry Henderson		2 50.00%	0 0.00%	2 50.00%
Warren Appleton		2 50.00%	0 0.00%	2 50.00%
	Cast Votes:	4 100.00%	0 0.00%	4 100.00%
	Undervotes:	1	0	1
	Overvotes:	0	0	0
	Unresolved write-in votes:	0	0	0

Precinct Results Report

2023 General Election

Run Time 5:01 PM
Run Date 11/27/2023

San Juan County

2023 General Election

11/7/2023

Page 47

Official Results

Registered Voters
7258 of 14725 = 49.29%

Precincts Reporting
0 of 42 = 0.00%

15-E San Juan North

5 of 23 registered voters = 21.74%

SJC Public Hospital District No. 1 Commissioner 2

Choice	Party	Absentee Voting	Election Day	Total
Anna Lisa Lindstrum		3 100.00%	0 0.00%	3 100.00%
	Cast Votes:	3 100.00%	0 0.00%	3 100.00%
	Undervotes:	2	0	2
	Overvotes:	0	0	0
	Unresolved write-in votes:	0	0	0

SJC Public Hospital District No. 1 Commissioner 4

Choice	Party	Absentee Voting	Election Day	Total
Richard (Rick) Frazer		3 100.00%	0 0.00%	3 100.00%
	Cast Votes:	3 100.00%	0 0.00%	3 100.00%
	Undervotes:	2	0	2
	Overvotes:	0	0	0
	Unresolved write-in votes:	0	0	0

Precinct Results Report

2023 General Election

Run Time 5:01 PM
Run Date 11/27/2023

San Juan County

2023 General Election

11/7/2023
Page 48

Official Results

Registered Voters
7258 of 14725 = 49.29%
Precincts Reporting
0 of 42 = 0.00%

16 San Juan East

358 of 755 registered voters = 47.42%

San Juan Island School District No. 149 Director 3

Choice	Party	Absentee Voting		Election Day		Total	
TJ Heller		249	100.00%	0	0.00%	249	100.00%
	Cast Votes:	249	100.00%	0	0.00%	249	100.00%
	Undervotes:	106		0		106	
	Overvotes:	0		0		0	
	Unresolved write-in votes:	3		0		3	

San Juan Island School District No. 149 Director 4

Choice	Party	Absentee Voting		Election Day		Total	
John Kurtz		257	100.00%	0	0.00%	257	100.00%
	Cast Votes:	257	100.00%	0	0.00%	257	100.00%
	Undervotes:	98		0		98	
	Overvotes:	0		0		0	
	Unresolved write-in votes:	3		0		3	

San Juan Island School District No. 149 Director 5

Choice	Party	Absentee Voting		Election Day		Total	
Brian Moore		244	100.00%	0	0.00%	244	100.00%
	Cast Votes:	244	100.00%	0	0.00%	244	100.00%
	Undervotes:	111		0		111	
	Overvotes:	0		0		0	
	Unresolved write-in votes:	3		0		3	

SJC Fire Protection District No. 3 Commissioner 3

Choice	Party	Absentee Voting		Election Day		Total	
Jerry Henderson		169	50.30%	0	0.00%	169	50.30%
Warren Appleton		167	49.70%	0	0.00%	167	49.70%
	Cast Votes:	336	100.00%	0	0.00%	336	100.00%
	Undervotes:	21		0		21	
	Overvotes:	0		0		0	
	Unresolved write-in votes:	1		0		1	

Precinct Results Report

2023 General Election

Run Time 5:01 PM
Run Date 11/27/2023

San Juan County

2023 General Election

11/7/2023
Page 49

Official Results

Registered Voters
7258 of 14725 = 49.29%
Precincts Reporting
0 of 42 = 0.00%

16 San Juan East

358 of 755 registered voters = 47.42%

Port of Friday Harbor Commissioner 2

Choice	Party	Absentee Voting		Election Day		Total	
Barbara Marrett		240	100.00%	0	0.00%	240	100.00%
	Cast Votes:	240	100.00%	0	0.00%	240	100.00%
	Undervotes:	110		0		110	
	Overvotes:	0		0		0	
	Unresolved write-in votes:	8		0		8	

Port of Friday Harbor Commissioner 3

Choice	Party	Absentee Voting		Election Day		Total	
Rich Goodhart		222	63.07%	0	0.00%	222	63.07%
Greg Hertel		130	36.93%	0	0.00%	130	36.93%
	Cast Votes:	352	100.00%	0	0.00%	352	100.00%
	Undervotes:	6		0		6	
	Overvotes:	0		0		0	
	Unresolved write-in votes:	0		0		0	

San Juan Island Park & Rec District Commissioner 1

Choice	Party	Absentee Voting		Election Day		Total	
Bill Cumming		276	100.00%	0	0.00%	276	100.00%
	Cast Votes:	276	100.00%	0	0.00%	276	100.00%
	Undervotes:	79		0		79	
	Overvotes:	0		0		0	
	Unresolved write-in votes:	3		0		3	

San Juan Island Park & Rec District Commissioner 4

Choice	Party	Absentee Voting		Election Day		Total	
Adam Eltinge		255	100.00%	0	0.00%	255	100.00%
	Cast Votes:	255	100.00%	0	0.00%	255	100.00%
	Undervotes:	100		0		100	
	Overvotes:	0		0		0	
	Unresolved write-in votes:	3		0		3	

Precinct Results Report

2023 General Election

Run Time 5:01 PM
Run Date 11/27/2023

San Juan County

2023 General Election

11/7/2023

Page 50

Official Results

Registered Voters

7258 of 14725 = 49.29%

Precincts Reporting

0 of 42 = 0.00%

16 San Juan East

358 of 755 registered voters = 47.42%

SJC Cemetery District No. 1 Commissioner 3

Choice	Party	Absentee Voting	Election Day	Total
Rex Guard		277 100.00%	0 0.00%	277 100.00%
	Cast Votes:	277 100.00%	0 0.00%	277 100.00%
	Undervotes:	76	0	76
	Overvotes:	0	0	0
	Unresolved write-in votes:	5	0	5

SJC Public Hospital District No. 1 Commissioner 2

Choice	Party	Absentee Voting	Election Day	Total
Anna Lisa Lindstrum		242 100.00%	0 0.00%	242 100.00%
	Cast Votes:	242 100.00%	0 0.00%	242 100.00%
	Undervotes:	105	0	105
	Overvotes:	0	0	0
	Unresolved write-in votes:	11	0	11

SJC Public Hospital District No. 1 Commissioner 4

Choice	Party	Absentee Voting	Election Day	Total
Richard (Rick) Frazer		241 100.00%	0 0.00%	241 100.00%
	Cast Votes:	241 100.00%	0 0.00%	241 100.00%
	Undervotes:	112	0	112
	Overvotes:	0	0	0
	Unresolved write-in votes:	5	0	5

Precinct Results Report

2023 General Election

Run Time 5:01 PM
Run Date 11/27/2023

San Juan County

2023 General Election

11/7/2023

Page 51

Official Results

Registered Voters
7258 of 14725 = 49.29%

Precincts Reporting
0 of 42 = 0.00%

17-A Turn Point

186 of 398 registered voters = 46.73%

San Juan Island School District No. 149 Director 3

Choice	Party	Absentee Voting	Election Day	Total
TJ Heller		116 100.00%	0 0.00%	116 100.00%
	Cast Votes:	116 100.00%	0 0.00%	116 100.00%
	Undervotes:	70	0	70
	Overvotes:	0	0	0
	Unresolved write-in votes:	0	0	0

San Juan Island School District No. 149 Director 4

Choice	Party	Absentee Voting	Election Day	Total
John Kurtz		116 100.00%	0 0.00%	116 100.00%
	Cast Votes:	116 100.00%	0 0.00%	116 100.00%
	Undervotes:	70	0	70
	Overvotes:	0	0	0
	Unresolved write-in votes:	0	0	0

San Juan Island School District No. 149 Director 5

Choice	Party	Absentee Voting	Election Day	Total
Brian Moore		115 100.00%	0 0.00%	115 100.00%
	Cast Votes:	115 100.00%	0 0.00%	115 100.00%
	Undervotes:	71	0	71
	Overvotes:	0	0	0
	Unresolved write-in votes:	0	0	0

SJC Fire Protection District No. 3 Commissioner 3

Choice	Party	Absentee Voting	Election Day	Total
Jerry Henderson		71 41.76%	0 0.00%	71 41.76%
Warren Appleton		99 58.24%	0 0.00%	99 58.24%
	Cast Votes:	170 100.00%	0 0.00%	170 100.00%
	Undervotes:	16	0	16
	Overvotes:	0	0	0
	Unresolved write-in votes:	0	0	0

Precinct Results Report

2023 General Election

Run Time 5:01 PM
Run Date 11/27/2023

San Juan County

2023 General Election

11/7/2023

Page 52

Official Results

Registered Voters
7258 of 14725 = 49.29%

Precincts Reporting
0 of 42 = 0.00%

17-A Turn Point

186 of 398 registered voters = 46.73%

Port of Friday Harbor Commissioner 2

Choice	Party	Absentee Voting		Election Day		Total	
Barbara Marrett		123	100.00%	0	0.00%	123	100.00%
	Cast Votes:	123	100.00%	0	0.00%	123	100.00%
	Undervotes:	58		0		58	
	Overvotes:	0		0		0	
	Unresolved write-in votes:	5		0		5	

Port of Friday Harbor Commissioner 3

Choice	Party	Absentee Voting		Election Day		Total	
Rich Goodhart		115	62.84%	0	0.00%	115	62.84%
Greg Hertel		68	37.16%	0	0.00%	68	37.16%
	Cast Votes:	183	100.00%	0	0.00%	183	100.00%
	Undervotes:	2		0		2	
	Overvotes:	0		0		0	
	Unresolved write-in votes:	1		0		1	

San Juan Island Park & Rec District Commissioner 1

Choice	Party	Absentee Voting		Election Day		Total	
Bill Cumming		129	100.00%	0	0.00%	129	100.00%
	Cast Votes:	129	100.00%	0	0.00%	129	100.00%
	Undervotes:	57		0		57	
	Overvotes:	0		0		0	
	Unresolved write-in votes:	0		0		0	

San Juan Island Park & Rec District Commissioner 4

Choice	Party	Absentee Voting		Election Day		Total	
Adam Eltinge		113	100.00%	0	0.00%	113	100.00%
	Cast Votes:	113	100.00%	0	0.00%	113	100.00%
	Undervotes:	70		0		70	
	Overvotes:	0		0		0	
	Unresolved write-in votes:	3		0		3	

Precinct Results Report

2023 General Election

Run Time 5:01 PM
Run Date 11/27/2023

San Juan County

2023 General Election

11/7/2023

Page 53

Official Results

Registered Voters
7258 of 14725 = 49.29%

Precincts Reporting
0 of 42 = 0.00%

17-A Turn Point

186 of 398 registered voters = 46.73%

SJC Cemetery District No. 1 Commissioner 3

Choice	Party	Absentee Voting	Election Day	Total
Rex Guard		130 100.00%	0 0.00%	130 100.00%
	Cast Votes:	130 100.00%	0 0.00%	130 100.00%
	Undervotes:	54	0	54
	Overvotes:	0	0	0
	Unresolved write-in votes:	2	0	2

SJC Public Hospital District No. 1 Commissioner 2

Choice	Party	Absentee Voting	Election Day	Total
Anna Lisa Lindstrum		121 100.00%	0 0.00%	121 100.00%
	Cast Votes:	121 100.00%	0 0.00%	121 100.00%
	Undervotes:	65	0	65
	Overvotes:	0	0	0
	Unresolved write-in votes:	0	0	0

SJC Public Hospital District No. 1 Commissioner 4

Choice	Party	Absentee Voting	Election Day	Total
Richard (Rick) Frazer		115 100.00%	0 0.00%	115 100.00%
	Cast Votes:	115 100.00%	0 0.00%	115 100.00%
	Undervotes:	71	0	71
	Overvotes:	0	0	0
	Unresolved write-in votes:	0	0	0

Precinct Results Report

2023 General Election

Run Time 5:01 PM
Run Date 11/27/2023

San Juan County

2023 General Election

11/7/2023
Page 54

Official Results

Registered Voters
7258 of 14725 = 49.29%
Precincts Reporting
0 of 42 = 0.00%

17-B Turn Point

2 of 8 registered voters = 25.00%

San Juan Island School District No. 149 Director 3

Choice	Party	Absentee Voting	Election Day	Total
TJ Heller		2 100.00%	0 0.00%	2 100.00%
	Cast Votes:	2 100.00%	0 0.00%	2 100.00%
	Undervotes:	0	0	0
	Overvotes:	0	0	0
	Unresolved write-in votes:	0	0	0

San Juan Island School District No. 149 Director 4

Choice	Party	Absentee Voting	Election Day	Total
John Kurtz		2 100.00%	0 0.00%	2 100.00%
	Cast Votes:	2 100.00%	0 0.00%	2 100.00%
	Undervotes:	0	0	0
	Overvotes:	0	0	0
	Unresolved write-in votes:	0	0	0

San Juan Island School District No. 149 Director 5

Choice	Party	Absentee Voting	Election Day	Total
Brian Moore		2 100.00%	0 0.00%	2 100.00%
	Cast Votes:	2 100.00%	0 0.00%	2 100.00%
	Undervotes:	0	0	0
	Overvotes:	0	0	0
	Unresolved write-in votes:	0	0	0

SJC Fire Protection District No. 3 Commissioner 3

Choice	Party	Absentee Voting	Election Day	Total
Jerry Henderson		2 100.00%	0 0.00%	2 100.00%
Warren Appleton		0 0.00%	0 0.00%	0 0.00%
	Cast Votes:	2 100.00%	0 0.00%	2 100.00%
	Undervotes:	0	0	0
	Overvotes:	0	0	0
	Unresolved write-in votes:	0	0	0

Precinct Results Report

2023 General Election

Run Time 5:01 PM
Run Date 11/27/2023

San Juan County

2023 General Election

11/7/2023

Page 55

Official Results

Registered Voters
7258 of 14725 = 49.29%

Precincts Reporting
0 of 42 = 0.00%

17-B Turn Point

2 of 8 registered voters = 25.00%

SJC Public Hospital District No. 1 Commissioner 2

Choice	Party	Absentee Voting	Election Day	Total
Anna Lisa Lindstrum		2 100.00%	0 0.00%	2 100.00%
	Cast Votes:	2 100.00%	0 0.00%	2 100.00%
	Undervotes:	0	0	0
	Overvotes:	0	0	0
	Unresolved write-in votes:	0	0	0

SJC Public Hospital District No. 1 Commissioner 4

Choice	Party	Absentee Voting	Election Day	Total
Richard (Rick) Frazer		2 100.00%	0 0.00%	2 100.00%
	Cast Votes:	2 100.00%	0 0.00%	2 100.00%
	Undervotes:	0	0	0
	Overvotes:	0	0	0
	Unresolved write-in votes:	0	0	0

Precinct Results Report

2023 General Election

Run Time 5:01 PM
Run Date 11/27/2023

San Juan County

2023 General Election

11/7/2023

Page 56

Official Results

Registered Voters
7258 of 14725 = 49.29%

Precincts Reporting
0 of 42 = 0.00%

20 Waldron & Outer Is

32 of 120 registered voters = 26.67%

Orcas Island School District No. 137 Director 4

Choice	Party	Absentee Voting	Election Day	Total
Michele Rodriguez		26 100.00%	0 0.00%	26 100.00%
	Cast Votes:	26 100.00%	0 0.00%	26 100.00%
	Undervotes:	3	0	3
	Overvotes:	0	0	0
	Unresolved write-in votes:	3	0	3

Orcas Island School District No. 137 Director 5

Choice	Party	Absentee Voting	Election Day	Total
Greg White		31 100.00%	0 0.00%	31 100.00%
	Cast Votes:	31 100.00%	0 0.00%	31 100.00%
	Undervotes:	0	0	0
	Overvotes:	0	0	0
	Unresolved write-in votes:	1	0	1

Precinct Results Report

2023 General Election

Run Time 5:01 PM
Run Date 11/27/2023

San Juan County

2023 General Election

11/7/2023

Page 57

Official Results

Registered Voters
7258 of 14725 = 49.29%

Precincts Reporting
0 of 42 = 0.00%

21-A Orcas North

123 of 234 registered voters = 52.56%

Orcas Island School District No. 137 Director 4

Choice	Party	Absentee Voting		Election Day		Total	
Michele Rodriguez		71	100.00%	0	0.00%	71	100.00%
	Cast Votes:	71	100.00%	0	0.00%	71	100.00%
	Undervotes:	47		0		47	
	Overvotes:	0		0		0	
	Unresolved write-in votes:	5		0		5	

Orcas Island School District No. 137 Director 5

Choice	Party	Absentee Voting		Election Day		Total	
Greg White		80	100.00%	0	0.00%	80	100.00%
	Cast Votes:	80	100.00%	0	0.00%	80	100.00%
	Undervotes:	42		0		42	
	Overvotes:	0		0		0	
	Unresolved write-in votes:	1		0		1	

SJC Fire Protection District No. 2 Commissioner 1

Choice	Party	Absentee Voting		Election Day		Total	
Kate Hansen		82	70.09%	0	0.00%	82	70.09%
Toni Knudson		35	29.91%	0	0.00%	35	29.91%
	Cast Votes:	117	100.00%	0	0.00%	117	100.00%
	Undervotes:	6		0		6	
	Overvotes:	0		0		0	
	Unresolved write-in votes:	0		0		0	

SJC Fire Protection District No. 2 Commissioner 2

Choice	Party	Absentee Voting		Election Day		Total	
Brian Ehrmantraut		93	84.55%	0	0.00%	93	84.55%
Alan Stameisen		17	15.45%	0	0.00%	17	15.45%
	Cast Votes:	110	100.00%	0	0.00%	110	100.00%
	Undervotes:	12		0		12	
	Overvotes:	0		0		0	
	Unresolved write-in votes:	1		0		1	

Precinct Results Report

2023 General Election

Run Time 5:01 PM
Run Date 11/27/2023

San Juan County

2023 General Election

11/7/2023

Page 58

Official Results

Registered Voters
7258 of 14725 = 49.29%

Precincts Reporting
0 of 42 = 0.00%

21-A Orcas North

123 of 234 registered voters = 52.56%

SJC Fire Protection District No. 2 Commissioner 3

Choice	Party	Absentee Voting	Election Day	Total
Randall Gaylord		75 66.37%	0 0.00%	75 66.37%
Nicholas Ion Negulescu		38 33.63%	0 0.00%	38 33.63%
Cast Votes:		113 100.00%	0 0.00%	113 100.00%
Undervotes:		10	0	10
Overvotes:		0	0	0
Unresolved write-in votes:		0	0	0

SJC Fire Protection District No. 2 Commissioner 4

Choice	Party	Absentee Voting	Election Day	Total
Jim Biddick		74 100.00%	0 0.00%	74 100.00%
Cast Votes:		74 100.00%	0 0.00%	74 100.00%
Undervotes:		49	0	49
Overvotes:		0	0	0
Unresolved write-in votes:		0	0	0

Port of Orcas Commissioner 3

Choice	Party	Absentee Voting	Election Day	Total
Rick Fant		55 47.83%	0 0.00%	55 47.83%
Mia Kartiganer		60 52.17%	0 0.00%	60 52.17%
Cast Votes:		115 100.00%	0 0.00%	115 100.00%
Undervotes:		8	0	8
Overvotes:		0	0	0
Unresolved write-in votes:		0	0	0

Port of Orcas Commissioner 5

Choice	Party	Absentee Voting	Election Day	Total
Annalies Schuh		76 100.00%	0 0.00%	76 100.00%
Cast Votes:		76 100.00%	0 0.00%	76 100.00%
Undervotes:		47	0	47
Overvotes:		0	0	0
Unresolved write-in votes:		0	0	0

Precinct Results Report

2023 General Election

Run Time 5:01 PM
Run Date 11/27/2023**San Juan County**

2023 General Election

11/7/2023

Page 59

Official Results**Registered Voters**
7258 of 14725 = 49.29%**Precincts Reporting**
0 of 42 = 0.00%**21-A Orcas North**

123 of 234 registered voters = 52.56%

Orcas Island Park & Rec District Commissioner 1

Choice	Party	Absentee Voting	Election Day	Total
Dennis W Dahl		83 100.00%	0 0.00%	83 100.00%
	Cast Votes:	83 100.00%	0 0.00%	83 100.00%
	Undervotes:	40	0	40
	Overvotes:	0	0	0
	Unresolved write-in votes:	0	0	0

Orcas Island Park & Rec District Commissioner 3

Choice	Party	Absentee Voting	Election Day	Total
Asya Eberle		75 100.00%	0 0.00%	75 100.00%
	Cast Votes:	75 100.00%	0 0.00%	75 100.00%
	Undervotes:	48	0	48
	Overvotes:	0	0	0
	Unresolved write-in votes:	0	0	0

SJC Public Hospital District No. 3 Commissioner 1

Choice	Party	Absentee Voting	Election Day	Total
Mark Salierno		72 100.00%	0 0.00%	72 100.00%
	Cast Votes:	72 100.00%	0 0.00%	72 100.00%
	Undervotes:	51	0	51
	Overvotes:	0	0	0
	Unresolved write-in votes:	0	0	0

SJC Public Hospital District No. 3 Commissioner 3

Choice	Party	Absentee Voting	Election Day	Total
Chelsie Guilford		72 100.00%	0 0.00%	72 100.00%
	Cast Votes:	72 100.00%	0 0.00%	72 100.00%
	Undervotes:	49	0	49
	Overvotes:	0	0	0
	Unresolved write-in votes:	2	0	2

Precinct Results Report

2023 General Election

Run Time 5:01 PM
Run Date 11/27/2023

San Juan County

2023 General Election

11/7/2023

Page 60

Official Results

Registered Voters
7258 of 14725 = 49.29%

Precincts Reporting
0 of 42 = 0.00%

21-A Orcas North

123 of 234 registered voters = 52.56%

SJC Fire Protection District No. 2 - Proposition No. 1 - Restoring Regular Property Tax Levy

Choice	Party	Absentee Voting		Election Day		Total	
Yes		32	26.45%	0	0.00%	32	26.45%
No		89	73.55%	0	0.00%	89	73.55%
Cast Votes:		121	100.00%	0	0.00%	121	100.00%
Undervotes:		2		0		2	
Overvotes:		0		0		0	
Unresolved write-in votes:		0		0		0	

Precinct Results Report

2023 General Election

Run Time 5:01 PM
Run Date 11/27/2023

San Juan County

2023 General Election

11/7/2023

Page 61

Official Results

Registered Voters
7258 of 14725 = 49.29%

Precincts Reporting
0 of 42 = 0.00%

21-B Orcas North

140 of 271 registered voters = 51.66%

Orcas Island School District No. 137 Director 4

Choice	Party	Absentee Voting		Election Day		Total	
Michele Rodriguez		96	100.00%	0	0.00%	96	100.00%
	Cast Votes:	96	100.00%	0	0.00%	96	100.00%
	Undervotes:	37		0		37	
	Overvotes:	0		0		0	
	Unresolved write-in votes:	7		0		7	

Orcas Island School District No. 137 Director 5

Choice	Party	Absentee Voting		Election Day		Total	
Greg White		102	100.00%	0	0.00%	102	100.00%
	Cast Votes:	102	100.00%	0	0.00%	102	100.00%
	Undervotes:	33		0		33	
	Overvotes:	0		0		0	
	Unresolved write-in votes:	5		0		5	

SJC Fire Protection District No. 2 Commissioner 1

Choice	Party	Absentee Voting		Election Day		Total	
Kate Hansen		79	59.85%	0	0.00%	79	59.85%
Toni Knudson		53	40.15%	0	0.00%	53	40.15%
	Cast Votes:	132	100.00%	0	0.00%	132	100.00%
	Undervotes:	7		0		7	
	Overvotes:	0		0		0	
	Unresolved write-in votes:	1		0		1	

SJC Fire Protection District No. 2 Commissioner 2

Choice	Party	Absentee Voting		Election Day		Total	
Brian Ehrmantraut		93	73.81%	0	0.00%	93	73.81%
Alan Stameisen		33	26.19%	0	0.00%	33	26.19%
	Cast Votes:	126	100.00%	0	0.00%	126	100.00%
	Undervotes:	11		0		11	
	Overvotes:	0		0		0	
	Unresolved write-in votes:	3		0		3	

Precinct Results Report

2023 General Election

Run Time 5:01 PM
Run Date 11/27/2023

San Juan County

2023 General Election

11/7/2023

Page 62

Official Results

Registered Voters
7258 of 14725 = 49.29%

Precincts Reporting
0 of 42 = 0.00%

21-B Orcas North

140 of 271 registered voters = 51.66%

SJC Fire Protection District No. 2 Commissioner 3

Choice	Party	Absentee Voting		Election Day		Total	
Randall Gaylord		88	67.69%	0	0.00%	88	67.69%
Nicholas Ion Negulescu		42	32.31%	0	0.00%	42	32.31%
Cast Votes:		130	100.00%	0	0.00%	130	100.00%
Undervotes:		8		0		8	
Overvotes:		0		0		0	
Unresolved write-in votes:		2		0		2	

SJC Fire Protection District No. 2 Commissioner 4

Choice	Party	Absentee Voting		Election Day		Total	
Jim Biddick		102	100.00%	0	0.00%	102	100.00%
Cast Votes:		102	100.00%	0	0.00%	102	100.00%
Undervotes:		33		0		33	
Overvotes:		0		0		0	
Unresolved write-in votes:		5		0		5	

Port of Orcas Commissioner 3

Choice	Party	Absentee Voting		Election Day		Total	
Rick Fant		58	46.77%	0	0.00%	58	46.77%
Mia Kartiganer		66	53.23%	0	0.00%	66	53.23%
Cast Votes:		124	100.00%	0	0.00%	124	100.00%
Undervotes:		15		0		15	
Overvotes:		0		0		0	
Unresolved write-in votes:		1		0		1	

Port of Orcas Commissioner 5

Choice	Party	Absentee Voting		Election Day		Total	
Annalies Schuh		95	100.00%	0	0.00%	95	100.00%
Cast Votes:		95	100.00%	0	0.00%	95	100.00%
Undervotes:		39		0		39	
Overvotes:		0		0		0	
Unresolved write-in votes:		6		0		6	

Precinct Results Report

2023 General Election

Run Time 5:01 PM
Run Date 11/27/2023

San Juan County

2023 General Election

11/7/2023

Page 63

Official Results

Registered Voters
7258 of 14725 = 49.29%

Precincts Reporting
0 of 42 = 0.00%

21-B Orcas North

140 of 271 registered voters = 51.66%

Orcas Island Park & Rec District Commissioner 1

Choice	Party	Absentee Voting	Election Day	Total
Dennis W Dahl		112 100.00%	0 0.00%	112 100.00%
	Cast Votes:	112 100.00%	0 0.00%	112 100.00%
	Undervotes:	25	0	25
	Overvotes:	0	0	0
	Unresolved write-in votes:	3	0	3

Orcas Island Park & Rec District Commissioner 3

Choice	Party	Absentee Voting	Election Day	Total
Asya Eberle		106 100.00%	0 0.00%	106 100.00%
	Cast Votes:	106 100.00%	0 0.00%	106 100.00%
	Undervotes:	31	0	31
	Overvotes:	0	0	0
	Unresolved write-in votes:	3	0	3

SJC Public Hospital District No. 3 Commissioner 1

Choice	Party	Absentee Voting	Election Day	Total
Mark Salierno		101 100.00%	0 0.00%	101 100.00%
	Cast Votes:	101 100.00%	0 0.00%	101 100.00%
	Undervotes:	35	0	35
	Overvotes:	0	0	0
	Unresolved write-in votes:	4	0	4

SJC Public Hospital District No. 3 Commissioner 3

Choice	Party	Absentee Voting	Election Day	Total
Chelsie Guilford		104 100.00%	0 0.00%	104 100.00%
	Cast Votes:	104 100.00%	0 0.00%	104 100.00%
	Undervotes:	31	0	31
	Overvotes:	0	0	0
	Unresolved write-in votes:	5	0	5

Precinct Results Report

2023 General Election

Run Time 5:01 PM
Run Date 11/27/2023

San Juan County

2023 General Election

11/7/2023

Page 105

Official Results

Registered Voters

7258 of 14725 = 49.29%

Precincts Reporting

0 of 42 = 0.00%

26-B Eastsound

101 of 161 registered voters = 62.73%

SJC Fire Protection District No. 2 - Proposition No. 1 - Restoring Regular Property Tax Levy

Choice	Party	Absentee Voting		Election Day		Total	
Yes		31	31.31%	0	0.00%	31	31.31%
No		68	68.69%	0	0.00%	68	68.69%
Cast Votes:		99	100.00%	0	0.00%	99	100.00%
Undervotes:		2		0		2	
Overvotes:		0		0		0	
Unresolved write-in votes:		0		0		0	

Precinct Results Report

2023 General Election

Run Time 5:01 PM
Run Date 11/27/2023

San Juan County

2023 General Election

11/7/2023

Page 106

Official Results

Registered Voters
7258 of 14725 = 49.29%

Precincts Reporting
0 of 42 = 0.00%

26-C Eastsound

12 of 29 registered voters = 41.38%

Orcas Island School District No. 137 Director 4

Choice	Party	Absentee Voting	Election Day	Total
Michele Rodriguez		8 100.00%	0 0.00%	8 100.00%
	Cast Votes:	8 100.00%	0 0.00%	8 100.00%
	Undervotes:	4	0	4
	Overvotes:	0	0	0
	Unresolved write-in votes:	0	0	0

Orcas Island School District No. 137 Director 5

Choice	Party	Absentee Voting	Election Day	Total
Greg White		9 100.00%	0 0.00%	9 100.00%
	Cast Votes:	9 100.00%	0 0.00%	9 100.00%
	Undervotes:	3	0	3
	Overvotes:	0	0	0
	Unresolved write-in votes:	0	0	0

SJC Fire Protection District No. 2 Commissioner 1

Choice	Party	Absentee Voting	Election Day	Total
Kate Hansen		7 58.33%	0 0.00%	7 58.33%
Toni Knudson		5 41.67%	0 0.00%	5 41.67%
	Cast Votes:	12 100.00%	0 0.00%	12 100.00%
	Undervotes:	0	0	0
	Overvotes:	0	0	0
	Unresolved write-in votes:	0	0	0

SJC Fire Protection District No. 2 Commissioner 2

Choice	Party	Absentee Voting	Election Day	Total
Brian Ehrmantraut		10 83.33%	0 0.00%	10 83.33%
Alan Stameisen		2 16.67%	0 0.00%	2 16.67%
	Cast Votes:	12 100.00%	0 0.00%	12 100.00%
	Undervotes:	0	0	0
	Overvotes:	0	0	0
	Unresolved write-in votes:	0	0	0

Precinct Results Report

2023 General Election

Run Time 5:01 PM
Run Date 11/27/2023

San Juan County

2023 General Election

11/7/2023

Page 107

Official Results

Registered Voters

7258 of 14725 = 49.29%

Precincts Reporting

0 of 42 = 0.00%

26-C Eastsound

12 of 29 registered voters = 41.38%

SJC Fire Protection District No. 2 Commissioner 3

Choice	Party	Absentee Voting	Election Day	Total
Randall Gaylord		7 58.33%	0 0.00%	7 58.33%
Nicholas Ion Negulescu		5 41.67%	0 0.00%	5 41.67%
Cast Votes:		12 100.00%	0 0.00%	12 100.00%
Undervotes:		0	0	0
Overvotes:		0	0	0
Unresolved write-in votes:		0	0	0

SJC Fire Protection District No. 2 Commissioner 4

Choice	Party	Absentee Voting	Election Day	Total
Jim Biddick		8 100.00%	0 0.00%	8 100.00%
Cast Votes:		8 100.00%	0 0.00%	8 100.00%
Undervotes:		4	0	4
Overvotes:		0	0	0
Unresolved write-in votes:		0	0	0

Port of Orcas Commissioner 3

Choice	Party	Absentee Voting	Election Day	Total
Rick Fant		8 66.67%	0 0.00%	8 66.67%
Mia Kartiganer		4 33.33%	0 0.00%	4 33.33%
Cast Votes:		12 100.00%	0 0.00%	12 100.00%
Undervotes:		0	0	0
Overvotes:		0	0	0
Unresolved write-in votes:		0	0	0

Port of Orcas Commissioner 5

Choice	Party	Absentee Voting	Election Day	Total
Annalies Schuh		9 100.00%	0 0.00%	9 100.00%
Cast Votes:		9 100.00%	0 0.00%	9 100.00%
Undervotes:		3	0	3
Overvotes:		0	0	0
Unresolved write-in votes:		0	0	0

Precinct Results Report

2023 General Election

Run Time 5:01 PM
Run Date 11/27/2023

San Juan County

2023 General Election

11/7/2023

Page 108

Official Results

Registered Voters
7258 of 14725 = 49.29%

Precincts Reporting
0 of 42 = 0.00%

26-C Eastsound

12 of 29 registered voters = 41.38%

Orcas Island Park & Rec District Commissioner 1

Choice	Party	Absentee Voting	Election Day	Total
Dennis W Dahl		10 100.00%	0 0.00%	10 100.00%
	Cast Votes:	10 100.00%	0 0.00%	10 100.00%
	Undervotes:	2	0	2
	Overvotes:	0	0	0
	Unresolved write-in votes:	0	0	0

Orcas Island Park & Rec District Commissioner 3

Choice	Party	Absentee Voting	Election Day	Total
Asya Eberle		10 100.00%	0 0.00%	10 100.00%
	Cast Votes:	10 100.00%	0 0.00%	10 100.00%
	Undervotes:	2	0	2
	Overvotes:	0	0	0
	Unresolved write-in votes:	0	0	0

SJC Public Hospital District No. 3 Commissioner 1

Choice	Party	Absentee Voting	Election Day	Total
Mark Salierno		10 100.00%	0 0.00%	10 100.00%
	Cast Votes:	10 100.00%	0 0.00%	10 100.00%
	Undervotes:	2	0	2
	Overvotes:	0	0	0
	Unresolved write-in votes:	0	0	0

SJC Public Hospital District No. 3 Commissioner 3

Choice	Party	Absentee Voting	Election Day	Total
Chelsie Guilford		10 100.00%	0 0.00%	10 100.00%
	Cast Votes:	10 100.00%	0 0.00%	10 100.00%
	Undervotes:	2	0	2
	Overvotes:	0	0	0
	Unresolved write-in votes:	0	0	0

Precinct Results Report

2023 General Election

Run Time 5:01 PM
Run Date 11/27/2023

San Juan County

2023 General Election

11/7/2023

Page 109

Official Results

Registered Voters
7258 of 14725 = 49.29%

Precincts Reporting
0 of 42 = 0.00%

26-C Eastsound

12 of 29 registered voters = 41.38%

Eastsound Sewer & Water District Commissioner 1

Choice	Party	Absentee Voting	Election Day	Total
Eric Allan Sturtz		9 100.00%	0 0.00%	9 100.00%
	Cast Votes:	9 100.00%	0 0.00%	9 100.00%
	Undervotes:	3	0	3
	Overvotes:	0	0	0
	Unresolved write-in votes:	0	0	0

Eastsound Sewer & Water District Commissioner 2

Choice	Party	Absentee Voting	Election Day	Total
David B Lowry		9 100.00%	0 0.00%	9 100.00%
	Cast Votes:	9 100.00%	0 0.00%	9 100.00%
	Undervotes:	3	0	3
	Overvotes:	0	0	0
	Unresolved write-in votes:	0	0	0

Eastsound Sewer & Water District Commissioner 4

Choice	Party	Absentee Voting	Election Day	Total
D N Kinsey		9 100.00%	0 0.00%	9 100.00%
	Cast Votes:	9 100.00%	0 0.00%	9 100.00%
	Undervotes:	3	0	3
	Overvotes:	0	0	0
	Unresolved write-in votes:	0	0	0

Eastsound Sewer & Water District Commissioner 5

Choice	Party	Absentee Voting	Election Day	Total
Michael Stolmeier		8 100.00%	0 0.00%	8 100.00%
	Cast Votes:	8 100.00%	0 0.00%	8 100.00%
	Undervotes:	4	0	4
	Overvotes:	0	0	0
	Unresolved write-in votes:	0	0	0

Precinct Results Report

2023 General Election

Run Time 5:01 PM
Run Date 11/27/2023

San Juan County

2023 General Election

11/7/2023

Page 110

Official Results

Registered Voters
7258 of 14725 = 49.29%

Precincts Reporting
0 of 42 = 0.00%

26-C Eastsound

12 of 29 registered voters = 41.38%

SJC Fire Protection District No. 2 - Proposition No. 1 - Restoring Regular Property Tax Levy

Choice	Party	Absentee Voting		Election Day		Total	
Yes		3	25.00%	0	0.00%	3	25.00%
No		9	75.00%	0	0.00%	9	75.00%
Cast Votes:		12	100.00%	0	0.00%	12	100.00%
Undervotes:		0		0		0	
Overvotes:		0		0		0	
Unresolved write-in votes:		0		0		0	

Precinct Results Report

2023 General Election

Run Time 5:01 PM
Run Date 11/27/2023**San Juan County**

2023 General Election

11/7/2023

Page 111

Official Results**Registered Voters**
7258 of 14725 = 49.29%**Precincts Reporting**
0 of 42 = 0.00%**27-A Orcas East**

331 of 598 registered voters = 55.35%

Orcas Island School District No. 137 Director 4

Choice	Party	Absentee Voting		Election Day		Total	
Michele Rodriguez		195	100.00%	0	0.00%	195	100.00%
	Cast Votes:	195	100.00%	0	0.00%	195	100.00%
	Undervotes:	114		0		114	
	Overvotes:	0		0		0	
	Unresolved write-in votes:	22		0		22	

Orcas Island School District No. 137 Director 5

Choice	Party	Absentee Voting		Election Day		Total	
Greg White		234	100.00%	0	0.00%	234	100.00%
	Cast Votes:	234	100.00%	0	0.00%	234	100.00%
	Undervotes:	95		0		95	
	Overvotes:	0		0		0	
	Unresolved write-in votes:	2		0		2	

SJC Fire Protection District No. 2 Commissioner 1

Choice	Party	Absentee Voting		Election Day		Total	
Kate Hansen		172	53.92%	0	0.00%	172	53.92%
Toni Knudson		147	46.08%	0	0.00%	147	46.08%
	Cast Votes:	319	100.00%	0	0.00%	319	100.00%
	Undervotes:	6		0		6	
	Overvotes:	0		0		0	
	Unresolved write-in votes:	5		0		5	

SJC Fire Protection District No. 2 Commissioner 2

Choice	Party	Absentee Voting		Election Day		Total	
Brian Ehrmantraut		250	86.81%	0	0.00%	250	86.81%
Alan Stameisen		38	13.19%	0	0.00%	38	13.19%
	Cast Votes:	288	100.00%	0	0.00%	288	100.00%
	Undervotes:	40		0		40	
	Overvotes:	0		0		0	
	Unresolved write-in votes:	3		0		3	

Precinct Results Report

2023 General Election

Run Time 5:01 PM
Run Date 11/27/2023

San Juan County

2023 General Election

11/7/2023
Page 112

Official Results

Registered Voters
7258 of 14725 = 49.29%
Precincts Reporting
0 of 42 = 0.00%

27-A Orcas East

331 of 598 registered voters = 55.35%

SJC Fire Protection District No. 2 Commissioner 3

Choice	Party	Absentee Voting		Election Day		Total	
Randall Gaylord		211	68.73%	0	0.00%	211	68.73%
Nicholas Ion Negulescu		96	31.27%	0	0.00%	96	31.27%
Cast Votes:		307	100.00%	0	0.00%	307	100.00%
Undervotes:		23		0		23	
Overvotes:		0		0		0	
Unresolved write-in votes:		1		0		1	

SJC Fire Protection District No. 2 Commissioner 4

Choice	Party	Absentee Voting		Election Day		Total	
Jim Biddick		218	100.00%	0	0.00%	218	100.00%
Cast Votes:		218	100.00%	0	0.00%	218	100.00%
Undervotes:		109		0		109	
Overvotes:		0		0		0	
Unresolved write-in votes:		4		0		4	

Port of Orcas Commissioner 3

Choice	Party	Absentee Voting		Election Day		Total	
Rick Fant		149	49.34%	0	0.00%	149	49.34%
Mia Kartiganer		153	50.66%	0	0.00%	153	50.66%
Cast Votes:		302	100.00%	0	0.00%	302	100.00%
Undervotes:		28		0		28	
Overvotes:		0		0		0	
Unresolved write-in votes:		1		0		1	

Port of Orcas Commissioner 5

Choice	Party	Absentee Voting		Election Day		Total	
Annalies Schuh		201	100.00%	0	0.00%	201	100.00%
Cast Votes:		201	100.00%	0	0.00%	201	100.00%
Undervotes:		129		0		129	
Overvotes:		0		0		0	
Unresolved write-in votes:		1		0		1	

Precinct Results Report

2023 General Election

Run Time 5:01 PM
Run Date 11/27/2023

San Juan County

2023 General Election

11/7/2023

Page 113

Official Results

Registered Voters
7258 of 14725 = 49.29%

Precincts Reporting
0 of 42 = 0.00%

27-A Orcas East

331 of 598 registered voters = 55.35%

Orcas Island Park & Rec District Commissioner 1

Choice	Party	Absentee Voting	Election Day	Total
Dennis W Dahl		239 100.00%	0 0.00%	239 100.00%
	Cast Votes:	239 100.00%	0 0.00%	239 100.00%
	Undervotes:	90	0	90
	Overvotes:	0	0	0
	Unresolved write-in votes:	2	0	2

Orcas Island Park & Rec District Commissioner 3

Choice	Party	Absentee Voting	Election Day	Total
Asya Eberle		212 100.00%	0 0.00%	212 100.00%
	Cast Votes:	212 100.00%	0 0.00%	212 100.00%
	Undervotes:	117	0	117
	Overvotes:	0	0	0
	Unresolved write-in votes:	2	0	2

SJC Public Hospital District No. 3 Commissioner 1

Choice	Party	Absentee Voting	Election Day	Total
Mark Salierno		206 100.00%	0 0.00%	206 100.00%
	Cast Votes:	206 100.00%	0 0.00%	206 100.00%
	Undervotes:	122	0	122
	Overvotes:	0	0	0
	Unresolved write-in votes:	3	0	3

SJC Public Hospital District No. 3 Commissioner 3

Choice	Party	Absentee Voting	Election Day	Total
Chelsie Guilford		212 100.00%	0 0.00%	212 100.00%
	Cast Votes:	212 100.00%	0 0.00%	212 100.00%
	Undervotes:	118	0	118
	Overvotes:	0	0	0
	Unresolved write-in votes:	1	0	1

Precinct Results Report

2023 General Election

Run Time 5:01 PM
Run Date 11/27/2023

San Juan County

2023 General Election

11/7/2023

Page 114

Official Results

Registered Voters
7258 of 14725 = 49.29%

Precincts Reporting
0 of 42 = 0.00%

27-A Orcas East

331 of 598 registered voters = 55.35%

SJC Fire Protection District No. 2 - Proposition No. 1 - Restoring Regular Property Tax Levy

Choice	Party	Absentee Voting		Election Day		Total	
Yes		85	27.42%	0	0.00%	85	27.42%
No		225	72.58%	0	0.00%	225	72.58%
Cast Votes:		310	100.00%	0	0.00%	310	100.00%
Undervotes:		21		0		21	
Overvotes:		0		0		0	
Unresolved write-in votes:		0		0		0	

Precinct Results Report

2023 General Election

Run Time 5:01 PM
Run Date 11/27/2023

San Juan County

2023 General Election

11/7/2023

Page 115

Official Results

Registered Voters
7258 of 14725 = 49.29%

Precincts Reporting
0 of 42 = 0.00%

27-B Orcas East

222 of 401 registered voters = 55.36%

Orcas Island School District No. 137 Director 4

Choice	Party	Absentee Voting		Election Day		Total	
Michele Rodriguez		139	100.00%	0	0.00%	139	100.00%
	Cast Votes:	139	100.00%	0	0.00%	139	100.00%
	Undervotes:	80		0		80	
	Overvotes:	0		0		0	
	Unresolved write-in votes:	2		0		2	

Orcas Island School District No. 137 Director 5

Choice	Party	Absentee Voting		Election Day		Total	
Greg White		138	100.00%	0	0.00%	138	100.00%
	Cast Votes:	138	100.00%	0	0.00%	138	100.00%
	Undervotes:	83		0		83	
	Overvotes:	0		0		0	
	Unresolved write-in votes:	0		0		0	

SJC Fire Protection District No. 2 Commissioner 1

Choice	Party	Absentee Voting		Election Day		Total	
Kate Hansen		114	53.52%	0	0.00%	114	53.52%
Toni Knudson		99	46.48%	0	0.00%	99	46.48%
	Cast Votes:	213	100.00%	0	0.00%	213	100.00%
	Undervotes:	9		0		9	
	Overvotes:	0		0		0	
	Unresolved write-in votes:	0		0		0	

SJC Fire Protection District No. 2 Commissioner 2

Choice	Party	Absentee Voting		Election Day		Total	
Brian Ehrmantraut		160	80.00%	0	0.00%	160	80.00%
Alan Stameisen		40	20.00%	0	0.00%	40	20.00%
	Cast Votes:	200	100.00%	0	0.00%	200	100.00%
	Undervotes:	20		0		20	
	Overvotes:	0		0		0	
	Unresolved write-in votes:	1		0		1	

Precinct Results Report

San Juan County

Official Results

2023 General Election

2023 General Election

Registered Voters
7258 of 14725 = 49.29%

Run Time 5:01 PM
Run Date 11/27/2023

11/7/2023

Precincts Reporting
0 of 42 = 0.00%

Page 116

27-B Orcas East

222 of 401 registered voters = 55.36%

SJC Fire Protection District No. 2 Commissioner 3

Choice	Party	Absentee Voting		Election Day		Total	
Randall Gaylord		146	73.00%	0	0.00%	146	73.00%
Nicholas Ion Negulescu		54	27.00%	0	0.00%	54	27.00%
Cast Votes:		200	100.00%	0	0.00%	200	100.00%
Undervotes:		21		0		21	
Overvotes:		0		0		0	
Unresolved write-in votes:		0		0		0	

SJC Fire Protection District No. 2 Commissioner 4

Choice	Party	Absentee Voting		Election Day		Total	
Jim Biddick		126	100.00%	0	0.00%	126	100.00%
Cast Votes:		126	100.00%	0	0.00%	126	100.00%
Undervotes:		90		0		90	
Overvotes:		0		0		0	
Unresolved write-in votes:		5		0		5	

Port of Orcas Commissioner 3

Choice	Party	Absentee Voting		Election Day		Total	
Rick Fant		111	53.11%	0	0.00%	111	53.11%
Mia Kartiganer		98	46.89%	0	0.00%	98	46.89%
Cast Votes:		209	100.00%	0	0.00%	209	100.00%
Undervotes:		13		0		13	
Overvotes:		0		0		0	
Unresolved write-in votes:		0		0		0	

Port of Orcas Commissioner 5

Choice	Party	Absentee Voting		Election Day		Total	
Annalies Schuh		129	100.00%	0	0.00%	129	100.00%
Cast Votes:		129	100.00%	0	0.00%	129	100.00%
Undervotes:		90		0		90	
Overvotes:		0		0		0	
Unresolved write-in votes:		2		0		2	

Precinct Results Report

2023 General Election

Run Time 5:01 PM
Run Date 11/27/2023

San Juan County

2023 General Election

11/7/2023

Page 117

Official Results

Registered Voters
7258 of 14725 = 49.29%

Precincts Reporting
0 of 42 = 0.00%

27-B Orcas East

222 of 401 registered voters = 55.36%

Orcas Island Park & Rec District Commissioner 1

Choice	Party	Absentee Voting		Election Day		Total	
Dennis W Dahl		141	100.00%	0	0.00%	141	100.00%
	Cast Votes:	141	100.00%	0	0.00%	141	100.00%
	Undervotes:	80		0		80	
	Overvotes:	0		0		0	
	Unresolved write-in votes:	0		0		0	

Orcas Island Park & Rec District Commissioner 3

Choice	Party	Absentee Voting		Election Day		Total	
Asya Eberle		133	100.00%	0	0.00%	133	100.00%
	Cast Votes:	133	100.00%	0	0.00%	133	100.00%
	Undervotes:	88		0		88	
	Overvotes:	0		0		0	
	Unresolved write-in votes:	0		0		0	

SJC Public Hospital District No. 3 Commissioner 1

Choice	Party	Absentee Voting		Election Day		Total	
Mark Salierno		130	100.00%	0	0.00%	130	100.00%
	Cast Votes:	130	100.00%	0	0.00%	130	100.00%
	Undervotes:	91		0		91	
	Overvotes:	0		0		0	
	Unresolved write-in votes:	0		0		0	

SJC Public Hospital District No. 3 Commissioner 3

Choice	Party	Absentee Voting		Election Day		Total	
Chelsie Guilford		132	100.00%	0	0.00%	132	100.00%
	Cast Votes:	132	100.00%	0	0.00%	132	100.00%
	Undervotes:	85		0		85	
	Overvotes:	0		0		0	
	Unresolved write-in votes:	4		0		4	

Precinct Results Report

2023 General Election

Run Time 5:01 PM
Run Date 11/27/2023

San Juan County

2023 General Election

11/7/2023
Page 118

Official Results

Registered Voters
7258 of 14725 = 49.29%
Precincts Reporting
0 of 42 = 0.00%

27-B Orcas East

222 of 401 registered voters = 55.36%

Eastsound Sewer & Water District Commissioner 1

Choice	Party	Absentee Voting		Election Day		Total	
Eric Allan Sturtz		103	100.00%	0	0.00%	103	100.00%
	Cast Votes:	103	100.00%	0	0.00%	103	100.00%
	Undervotes:	118		0		118	
	Overvotes:	0		0		0	
	Unresolved write-in votes:	0		0		0	

Eastsound Sewer & Water District Commissioner 2

Choice	Party	Absentee Voting		Election Day		Total	
David B Lowry		116	100.00%	0	0.00%	116	100.00%
	Cast Votes:	116	100.00%	0	0.00%	116	100.00%
	Undervotes:	105		0		105	
	Overvotes:	0		0		0	
	Unresolved write-in votes:	0		0		0	

Eastsound Sewer & Water District Commissioner 4

Choice	Party	Absentee Voting		Election Day		Total	
D N Kinsey		117	100.00%	0	0.00%	117	100.00%
	Cast Votes:	117	100.00%	0	0.00%	117	100.00%
	Undervotes:	104		0		104	
	Overvotes:	0		0		0	
	Unresolved write-in votes:	0		0		0	

Eastsound Sewer & Water District Commissioner 5

Choice	Party	Absentee Voting		Election Day		Total	
Michael Stolmeier		126	100.00%	0	0.00%	126	100.00%
	Cast Votes:	126	100.00%	0	0.00%	126	100.00%
	Undervotes:	95		0		95	
	Overvotes:	0		0		0	
	Unresolved write-in votes:	0		0		0	

Precinct Results Report

2023 General Election

Run Time 5:01 PM
Run Date 11/27/2023

San Juan County

2023 General Election

11/7/2023

Page 119

Official Results

Registered Voters
7258 of 14725 = 49.29%

Precincts Reporting
0 of 42 = 0.00%

27-B Orcas East

222 of 401 registered voters = 55.36%

SJC Fire Protection District No. 2 - Proposition No. 1 - Restoring Regular Property Tax Levy

Choice	Party	Absentee Voting		Election Day		Total	
Yes		49	23.00%	0	0.00%	49	23.00%
No		164	77.00%	0	0.00%	164	77.00%
Cast Votes:		213	100.00%	0	0.00%	213	100.00%
Undervotes:		9		0		9	
Overvotes:		0		0		0	
Unresolved write-in votes:		0		0		0	

Precinct Results Report

2023 General Election

Run Time 5:01 PM
Run Date 11/27/2023

San Juan County

2023 General Election

11/7/2023

Page 120

Official Results

Registered Voters
7258 of 14725 = 49.29%

Precincts Reporting
0 of 42 = 0.00%

28 Blakely & Outer Is

11 of 58 registered voters = 18.97%

Orcas Island School District No. 137 Director 4

Choice	Party	Absentee Voting	Election Day	Total
Michele Rodriguez		11 100.00%	0 0.00%	11 100.00%
	Cast Votes:	11 100.00%	0 0.00%	11 100.00%
	Undervotes:	0	0	0
	Overvotes:	0	0	0
	Unresolved write-in votes:	0	0	0

Orcas Island School District No. 137 Director 5

Choice	Party	Absentee Voting	Election Day	Total
Greg White		11 100.00%	0 0.00%	11 100.00%
	Cast Votes:	11 100.00%	0 0.00%	11 100.00%
	Undervotes:	0	0	0
	Overvotes:	0	0	0
	Unresolved write-in votes:	0	0	0

Precinct Results Report

2023 General Election

Run Time 5:01 PM
Run Date 11/27/2023

San Juan County

2023 General Election

11/7/2023

Page 121

Official Results

Registered Voters
7258 of 14725 = 49.29%

Precincts Reporting
0 of 42 = 0.00%

30 Lopez NW

139 of 252 registered voters = 55.16%

Lopez Island School District No. 144 Director 3

Choice	Party	Absentee Voting	Election Day	Total
Sarah Murphy		114 86.36%	0 0.00%	114 86.36%
David Kester		18 13.64%	0 0.00%	18 13.64%
Cast Votes:		132 100.00%	0 0.00%	132 100.00%
Undervotes:		7	0	7
Overvotes:		0	0	0
Unresolved write-in votes:		0	0	0

Lopez Island School District No. 144 Director 4

Choice	Party	Absentee Voting	Election Day	Total
Robert A O'Connell		94 100.00%	0 0.00%	94 100.00%
Cast Votes:		94 100.00%	0 0.00%	94 100.00%
Undervotes:		44	0	44
Overvotes:		0	0	0
Unresolved write-in votes:		1	0	1

Lopez Island School District No. 144 Director 5

Choice	Party	Absentee Voting	Election Day	Total
Kelli Carrier		98 100.00%	0 0.00%	98 100.00%
Cast Votes:		98 100.00%	0 0.00%	98 100.00%
Undervotes:		40	0	40
Overvotes:		0	0	0
Unresolved write-in votes:		1	0	1

SJC Fire Protection District No. 4 Commissioner 2

Choice	Party	Absentee Voting	Election Day	Total
Cathy Doherty		109 100.00%	0 0.00%	109 100.00%
Cast Votes:		109 100.00%	0 0.00%	109 100.00%
Undervotes:		29	0	29
Overvotes:		0	0	0
Unresolved write-in votes:		1	0	1

Precinct Results Report

2023 General Election

Run Time 5:01 PM
Run Date 11/27/2023

San Juan County

2023 General Election

11/7/2023

Page 122

Official Results

Registered Voters
7258 of 14725 = 49.29%

Precincts Reporting
0 of 42 = 0.00%

30 Lopez NW

139 of 252 registered voters = 55.16%

SJC Fire Protection District No. 4 Commissioner 3

Choice	Party	Absentee Voting	Election Day	Total
Duane Bordvick		95 100.00%	0 0.00%	95 100.00%
	Cast Votes:	95 100.00%	0 0.00%	95 100.00%
	Undervotes:	44	0	44
	Overvotes:	0	0	0
	Unresolved write-in votes:	0	0	0

Port of Lopez Commissioner 1

Choice	Party	Absentee Voting	Election Day	Total
Kenn Aufderhar		99 100.00%	0 0.00%	99 100.00%
	Cast Votes:	99 100.00%	0 0.00%	99 100.00%
	Undervotes:	40	0	40
	Overvotes:	0	0	0
	Unresolved write-in votes:	0	0	0

Port of Lopez Commissioner 2

Choice	Party	Absentee Voting	Election Day	Total
Stephen K Adams		103 100.00%	0 0.00%	103 100.00%
	Cast Votes:	103 100.00%	0 0.00%	103 100.00%
	Undervotes:	36	0	36
	Overvotes:	0	0	0
	Unresolved write-in votes:	0	0	0

SJC Public Hospital District No. 2 Commissioner 1

Choice	Party	Absentee Voting	Election Day	Total
David C Hall		99 100.00%	0 0.00%	99 100.00%
	Cast Votes:	99 100.00%	0 0.00%	99 100.00%
	Undervotes:	39	0	39
	Overvotes:	0	0	0
	Unresolved write-in votes:	1	0	1

Precinct Results Report

2023 General Election

Run Time 5:01 PM
Run Date 11/27/2023

San Juan County

2023 General Election

11/7/2023

Page 123

Official Results

Registered Voters
7258 of 14725 = 49.29%

Precincts Reporting
0 of 42 = 0.00%

30 Lopez NW

139 of 252 registered voters = 55.16%

SJC Public Hospital District No. 2 Commissioner 2

Choice	Party	Absentee Voting		Election Day		Total	
Steven Greenstein		91	100.00%	0	0.00%	91	100.00%
	Cast Votes:	91	100.00%	0	0.00%	91	100.00%
	Undervotes:	48		0		48	
	Overvotes:	0		0		0	
	Unresolved write-in votes:	0		0		0	

SJC Public Hospital District No. 2 Commissioner 4

Choice	Party	Absentee Voting		Election Day		Total	
James Orcutt		92	100.00%	0	0.00%	92	100.00%
	Cast Votes:	92	100.00%	0	0.00%	92	100.00%
	Undervotes:	45		0		45	
	Overvotes:	0		0		0	
	Unresolved write-in votes:	2		0		2	

Fisherman Bay Sewer District Commissioner 2

Choice	Party	Absentee Voting		Election Day		Total	
Justin C Jones		102	100.00%	0	0.00%	102	100.00%
	Cast Votes:	102	100.00%	0	0.00%	102	100.00%
	Undervotes:	36		0		36	
	Overvotes:	0		0		0	
	Unresolved write-in votes:	1		0		1	

SJC Public Hospital District No. 2 - Proposition No. 1 - Restoring Regular Property Tax Levy

Choice	Party	Absentee Voting		Election Day		Total	
Yes		110	79.71%	0	0.00%	110	79.71%
No		28	20.29%	0	0.00%	28	20.29%
	Cast Votes:	138	100.00%	0	0.00%	138	100.00%
	Undervotes:	1		0		1	
	Overvotes:	0		0		0	
	Unresolved write-in votes:	0		0		0	

Precinct Results Report

2023 General Election

Run Time 5:01 PM
Run Date 11/27/2023

San Juan County

2023 General Election

11/7/2023

Page 124

Official Results

Registered Voters

7258 of 14725 = 49.29%

Precincts Reporting

0 of 42 = 0.00%

30 Lopez NW

139 of 252 registered voters = 55.16%

Lopez Solid Waste Disposal District - Proposition No. 1 - Excess Property Tax Levy for 2024

Choice	Party	Absentee Voting		Election Day		Total	
Yes		132	95.65%	0	0.00%	132	95.65%
No		6	4.35%	0	0.00%	6	4.35%
Cast Votes:		138	100.00%	0	0.00%	138	100.00%
Undervotes:		1		0		1	
Overvotes:		0		0		0	
Unresolved write-in votes:		0		0		0	

Precinct Results Report

2023 General Election

Run Time 5:01 PM
Run Date 11/27/2023

San Juan County

2023 General Election

11/7/2023

Page 125

Official Results

Registered Voters
7258 of 14725 = 49.29%

Precincts Reporting
0 of 42 = 0.00%

31 Lopez North

690 of 1,072 registered voters = 64.37%

Lopez Island School District No. 144 Director 3

Choice	Party	Absentee Voting		Election Day		Total	
Sarah Murphy		515	82.01%	0	0.00%	515	82.01%
David Kester		113	17.99%	0	0.00%	113	17.99%
Cast Votes:		628	100.00%	0	0.00%	628	100.00%
Undervotes:		62		0		62	
Overvotes:		0		0		0	
Unresolved write-in votes:		0		0		0	

Lopez Island School District No. 144 Director 4

Choice	Party	Absentee Voting		Election Day		Total	
Robert A O'Connell		429	100.00%	0	0.00%	429	100.00%
Cast Votes:		429	100.00%	0	0.00%	429	100.00%
Undervotes:		255		0		255	
Overvotes:		0		0		0	
Unresolved write-in votes:		6		0		6	

Lopez Island School District No. 144 Director 5

Choice	Party	Absentee Voting		Election Day		Total	
Kelli Carrier		425	100.00%	0	0.00%	425	100.00%
Cast Votes:		425	100.00%	0	0.00%	425	100.00%
Undervotes:		246		0		246	
Overvotes:		0		0		0	
Unresolved write-in votes:		18		0		18	

SJC Fire Protection District No. 4 Commissioner 2

Choice	Party	Absentee Voting		Election Day		Total	
Cathy Doherty		536	100.00%	0	0.00%	536	100.00%
Cast Votes:		536	100.00%	0	0.00%	536	100.00%
Undervotes:		149		0		149	
Overvotes:		0		0		0	
Unresolved write-in votes:		5		0		5	

Precinct Results Report

2023 General Election

Run Time 5:01 PM
Run Date 11/27/2023

San Juan County

2023 General Election

11/7/2023
Page 126

Official Results

Registered Voters
7258 of 14725 = 49.29%
Precincts Reporting
0 of 42 = 0.00%

31 Lopez North

690 of 1,072 registered voters = 64.37%

SJC Fire Protection District No. 4 Commissioner 3

Choice	Party	Absentee Voting	Election Day	Total
Duane Bordvick		469 100.00%	0 0.00%	469 100.00%
	Cast Votes:	469 100.00%	0 0.00%	469 100.00%
	Undervotes:	217	0	217
	Overvotes:	0	0	0
	Unresolved write-in votes:	4	0	4

Port of Lopez Commissioner 1

Choice	Party	Absentee Voting	Election Day	Total
Kenn Aufderhar		444 100.00%	0 0.00%	444 100.00%
	Cast Votes:	444 100.00%	0 0.00%	444 100.00%
	Undervotes:	241	0	241
	Overvotes:	0	0	0
	Unresolved write-in votes:	5	0	5

Port of Lopez Commissioner 2

Choice	Party	Absentee Voting	Election Day	Total
Stephen K Adams		465 100.00%	0 0.00%	465 100.00%
	Cast Votes:	465 100.00%	0 0.00%	465 100.00%
	Undervotes:	220	0	220
	Overvotes:	0	0	0
	Unresolved write-in votes:	5	0	5

SJC Public Hospital District No. 2 Commissioner 1

Choice	Party	Absentee Voting	Election Day	Total
David C Hall		437 100.00%	0 0.00%	437 100.00%
	Cast Votes:	437 100.00%	0 0.00%	437 100.00%
	Undervotes:	243	0	243
	Overvotes:	0	0	0
	Unresolved write-in votes:	10	0	10

Precinct Results Report

2023 General Election

Run Time 5:01 PM
Run Date 11/27/2023

San Juan County

2023 General Election

11/7/2023

Page 127

Official Results

Registered Voters
7258 of 14725 = 49.29%

Precincts Reporting
0 of 42 = 0.00%

31 Lopez North

690 of 1,072 registered voters = 64.37%

SJC Public Hospital District No. 2 Commissioner 2

Choice	Party	Absentee Voting	Election Day	Total
Steven Greenstein		399 100.00%	0 0.00%	399 100.00%
	Cast Votes:	399 100.00%	0 0.00%	399 100.00%
	Undervotes:	279	0	279
	Overvotes:	0	0	0
	Unresolved write-in votes:	12	0	12

SJC Public Hospital District No. 2 Commissioner 4

Choice	Party	Absentee Voting	Election Day	Total
James Orcutt		402 100.00%	0 0.00%	402 100.00%
	Cast Votes:	402 100.00%	0 0.00%	402 100.00%
	Undervotes:	273	0	273
	Overvotes:	0	0	0
	Unresolved write-in votes:	15	0	15

SJC Public Hospital District No. 2 - Proposition No. 1 - Restoring Regular Property Tax Levy

Choice	Party	Absentee Voting	Election Day	Total
Yes		384 57.57%	0 0.00%	384 57.57%
No		283 42.43%	0 0.00%	283 42.43%
	Cast Votes:	667 100.00%	0 0.00%	667 100.00%
	Undervotes:	23	0	23
	Overvotes:	0	0	0
	Unresolved write-in votes:	0	0	0

Lopez Solid Waste Disposal District - Proposition No. 1 - Excess Property Tax Levy for 2024

Choice	Party	Absentee Voting	Election Day	Total
Yes		554 81.11%	0 0.00%	554 81.11%
No		129 18.89%	0 0.00%	129 18.89%
	Cast Votes:	683 100.00%	0 0.00%	683 100.00%
	Undervotes:	7	0	7
	Overvotes:	0	0	0
	Unresolved write-in votes:	0	0	0

Precinct Results Report

2023 General Election

Run Time 5:01 PM
Run Date 11/27/2023

San Juan County

2023 General Election

11/7/2023
Page 128

Official Results

Registered Voters
7258 of 14725 = 49.29%
Precincts Reporting
0 of 42 = 0.00%

32-A Lopez South

527 of 942 registered voters = 55.94%

Lopez Island School District No. 144 Director 3

Choice	Party	Absentee Voting		Election Day		Total	
Sarah Murphy		431	87.25%	0	0.00%	431	87.25%
David Kester		63	12.75%	0	0.00%	63	12.75%
Cast Votes:		494	100.00%	0	0.00%	494	100.00%
Undervotes:		32		0		32	
Overvotes:		0		0		0	
Unresolved write-in votes:		1		0		1	

Lopez Island School District No. 144 Director 4

Choice	Party	Absentee Voting		Election Day		Total	
Robert A O'Connell		341	100.00%	0	0.00%	341	100.00%
Cast Votes:		341	100.00%	0	0.00%	341	100.00%
Undervotes:		179		0		179	
Overvotes:		0		0		0	
Unresolved write-in votes:		7		0		7	

Lopez Island School District No. 144 Director 5

Choice	Party	Absentee Voting		Election Day		Total	
Kelli Carrier		356	100.00%	0	0.00%	356	100.00%
Cast Votes:		356	100.00%	0	0.00%	356	100.00%
Undervotes:		162		0		162	
Overvotes:		0		0		0	
Unresolved write-in votes:		9		0		9	

SJC Fire Protection District No. 4 Commissioner 2

Choice	Party	Absentee Voting		Election Day		Total	
Cathy Doherty		423	100.00%	0	0.00%	423	100.00%
Cast Votes:		423	100.00%	0	0.00%	423	100.00%
Undervotes:		101		0		101	
Overvotes:		0		0		0	
Unresolved write-in votes:		3		0		3	

Precinct Results Report

2023 General Election

Run Time 5:01 PM
Run Date 11/27/2023

San Juan County

2023 General Election

11/7/2023
Page 129

Official Results

Registered Voters
7258 of 14725 = 49.29%
Precincts Reporting
0 of 42 = 0.00%

32-A Lopez South

527 of 942 registered voters = 55.94%

SJC Fire Protection District No. 4 Commissioner 3

Choice	Party	Absentee Voting	Election Day	Total
Duane Bordvick		347 100.00%	0 0.00%	347 100.00%
	Cast Votes:	347 100.00%	0 0.00%	347 100.00%
	Undervotes:	178	0	178
	Overvotes:	0	0	0
	Unresolved write-in votes:	2	0	2

Port of Lopez Commissioner 1

Choice	Party	Absentee Voting	Election Day	Total
Kenn Aufderhar		348 100.00%	0 0.00%	348 100.00%
	Cast Votes:	348 100.00%	0 0.00%	348 100.00%
	Undervotes:	173	0	173
	Overvotes:	0	0	0
	Unresolved write-in votes:	6	0	6

Port of Lopez Commissioner 2

Choice	Party	Absentee Voting	Election Day	Total
Stephen K Adams		364 100.00%	0 0.00%	364 100.00%
	Cast Votes:	364 100.00%	0 0.00%	364 100.00%
	Undervotes:	158	0	158
	Overvotes:	0	0	0
	Unresolved write-in votes:	5	0	5

SJC Public Hospital District No. 2 Commissioner 1

Choice	Party	Absentee Voting	Election Day	Total
David C Hall		335 100.00%	0 0.00%	335 100.00%
	Cast Votes:	335 100.00%	0 0.00%	335 100.00%
	Undervotes:	186	0	186
	Overvotes:	0	0	0
	Unresolved write-in votes:	6	0	6

Precinct Results Report

2023 General Election

Run Time 5:01 PM
Run Date 11/27/2023

San Juan County

2023 General Election

11/7/2023

Page 130

Official Results

Registered Voters

7258 of 14725 = 49.29%

Precincts Reporting

0 of 42 = 0.00%

32-A Lopez South

527 of 942 registered voters = 55.94%

SJC Public Hospital District No. 2 Commissioner 2

Choice	Party	Absentee Voting		Election Day		Total	
Steven Greenstein		321	100.00%	0	0.00%	321	100.00%
	Cast Votes:	321	100.00%	0	0.00%	321	100.00%
	Undervotes:	200		0		200	
	Overvotes:	0		0		0	
	Unresolved write-in votes:	6		0		6	

SJC Public Hospital District No. 2 Commissioner 4

Choice	Party	Absentee Voting		Election Day		Total	
James Orcutt		316	100.00%	0	0.00%	316	100.00%
	Cast Votes:	316	100.00%	0	0.00%	316	100.00%
	Undervotes:	203		0		203	
	Overvotes:	0		0		0	
	Unresolved write-in votes:	8		0		8	

SJC Public Hospital District No. 2 - Proposition No. 1 - Restoring Regular Property Tax Levy

Choice	Party	Absentee Voting		Election Day		Total	
Yes		311	59.81%	0	0.00%	311	59.81%
No		209	40.19%	0	0.00%	209	40.19%
	Cast Votes:	520	100.00%	0	0.00%	520	100.00%
	Undervotes:	7		0		7	
	Overvotes:	0		0		0	
	Unresolved write-in votes:	0		0		0	

Lopez Solid Waste Disposal District - Proposition No. 1 - Excess Property Tax Levy for 2024

Choice	Party	Absentee Voting		Election Day		Total	
Yes		425	81.42%	0	0.00%	425	81.42%
No		97	18.58%	0	0.00%	97	18.58%
	Cast Votes:	522	100.00%	0	0.00%	522	100.00%
	Undervotes:	5		0		5	
	Overvotes:	0		0		0	
	Unresolved write-in votes:	0		0		0	

Precinct Results Report

2023 General Election

Run Time 5:01 PM
Run Date 11/27/2023**San Juan County**

2023 General Election

11/7/2023

Page 131

Official ResultsRegistered Voters
7258 of 14725 = 49.29%Precincts Reporting
0 of 42 = 0.00%**32-B Lopez South**

48 of 66 registered voters = 72.73%

Lopez Island School District No. 144 Director 3

Choice	Party	Absentee Voting	Election Day	Total
Sarah Murphy		33 89.19%	0 0.00%	33 89.19%
David Kester		4 10.81%	0 0.00%	4 10.81%
Cast Votes:		37 100.00%	0 0.00%	37 100.00%
Undervotes:		10	0	10
Overvotes:		0	0	0
Unresolved write-in votes:		1	0	1

Lopez Island School District No. 144 Director 4

Choice	Party	Absentee Voting	Election Day	Total
Robert A O'Connell		25 100.00%	0 0.00%	25 100.00%
Cast Votes:		25 100.00%	0 0.00%	25 100.00%
Undervotes:		21	0	21
Overvotes:		0	0	0
Unresolved write-in votes:		2	0	2

Lopez Island School District No. 144 Director 5

Choice	Party	Absentee Voting	Election Day	Total
Kelli Carrier		24 100.00%	0 0.00%	24 100.00%
Cast Votes:		24 100.00%	0 0.00%	24 100.00%
Undervotes:		23	0	23
Overvotes:		0	0	0
Unresolved write-in votes:		1	0	1

SJC Fire Protection District No. 4 Commissioner 2

Choice	Party	Absentee Voting	Election Day	Total
Cathy Doherty		27 100.00%	0 0.00%	27 100.00%
Cast Votes:		27 100.00%	0 0.00%	27 100.00%
Undervotes:		20	0	20
Overvotes:		0	0	0
Unresolved write-in votes:		1	0	1

Precinct Results Report

2023 General Election

Run Time 5:01 PM
Run Date 11/27/2023

San Juan County

2023 General Election

11/7/2023

Page 132

Official Results

Registered Voters

7258 of 14725 = 49.29%

Precincts Reporting

0 of 42 = 0.00%

32-B Lopez South

48 of 66 registered voters = 72.73%

SJC Fire Protection District No. 4 Commissioner 3

Choice	Party	Absentee Voting	Election Day	Total
Duane Bordvick		27 100.00%	0 0.00%	27 100.00%
	Cast Votes:	27 100.00%	0 0.00%	27 100.00%
	Undervotes:	20	0	20
	Overvotes:	0	0	0
	Unresolved write-in votes:	1	0	1

Port of Lopez Commissioner 1

Choice	Party	Absentee Voting	Election Day	Total
Kenn Aufderhar		24 100.00%	0 0.00%	24 100.00%
	Cast Votes:	24 100.00%	0 0.00%	24 100.00%
	Undervotes:	23	0	23
	Overvotes:	0	0	0
	Unresolved write-in votes:	1	0	1

Port of Lopez Commissioner 2

Choice	Party	Absentee Voting	Election Day	Total
Stephen K Adams		27 100.00%	0 0.00%	27 100.00%
	Cast Votes:	27 100.00%	0 0.00%	27 100.00%
	Undervotes:	19	0	19
	Overvotes:	0	0	0
	Unresolved write-in votes:	2	0	2

SJC Public Hospital District No. 2 Commissioner 1

Choice	Party	Absentee Voting	Election Day	Total
David C Hall		27 100.00%	0 0.00%	27 100.00%
	Cast Votes:	27 100.00%	0 0.00%	27 100.00%
	Undervotes:	19	0	19
	Overvotes:	0	0	0
	Unresolved write-in votes:	1	0	1

Precinct Results Report

2023 General Election

Run Time 5:01 PM
Run Date 11/27/2023

San Juan County

2023 General Election

11/7/2023
Page 133

Official Results

Registered Voters
7258 of 14725 = 49.29%
Precincts Reporting
0 of 42 = 0.00%

32-B Lopez South

48 of 66 registered voters = 72.73%

SJC Public Hospital District No. 2 Commissioner 2

Choice	Party	Absentee Voting	Election Day	Total
Steven Greenstein		26 100.00%	0 0.00%	26 100.00%
	Cast Votes:	26 100.00%	0 0.00%	26 100.00%
	Undervotes:	21	0	21
	Overvotes:	0	0	0
	Unresolved write-in votes:	1	0	1

SJC Public Hospital District No. 2 Commissioner 4

Choice	Party	Absentee Voting	Election Day	Total
James Orcutt		26 100.00%	0 0.00%	26 100.00%
	Cast Votes:	26 100.00%	0 0.00%	26 100.00%
	Undervotes:	21	0	21
	Overvotes:	0	0	0
	Unresolved write-in votes:	1	0	1

Mackaye Harbor Water District Commissioner 2

Choice	Party	Absentee Voting	Election Day	Total
San Olson		33 100.00%	0 0.00%	33 100.00%
	Cast Votes:	33 100.00%	0 0.00%	33 100.00%
	Undervotes:	13	0	13
	Overvotes:	0	0	0
	Unresolved write-in votes:	1	0	1

SJC Public Hospital District No. 2 - Proposition No. 1 - Restoring Regular Property Tax Levy

Choice	Party	Absentee Voting	Election Day	Total
Yes		17 39.53%	0 0.00%	17 39.53%
No		26 60.47%	0 0.00%	26 60.47%
	Cast Votes:	43 100.00%	0 0.00%	43 100.00%
	Undervotes:	5	0	5
	Overvotes:	0	0	0
	Unresolved write-in votes:	0	0	0

Precinct Results Report

2023 General Election

Run Time 5:01 PM
Run Date 11/27/2023

San Juan County

2023 General Election

11/7/2023

Page 134

Official Results

Registered Voters
7258 of 14725 = 49.29%

Precincts Reporting
0 of 42 = 0.00%

32-B Lopez South

48 of 66 registered voters = 72.73%

Lopez Solid Waste Disposal District - Proposition No. 1 - Excess Property Tax Levy for 2024

Choice	Party	Absentee Voting		Election Day		Total	
Yes		29	67.44%	0	0.00%	29	67.44%
No		14	32.56%	0	0.00%	14	32.56%
Cast Votes:		43	100.00%	0	0.00%	43	100.00%
Undervotes:		5		0		5	
Overvotes:		0		0		0	
Unresolved write-in votes:		0		0		0	

Precinct Results Report

San Juan County

Official Results

2023 General Election

2023 General Election

Registered Voters
7258 of 14725 = 49.29%

Run Time 5:01 PM
Run Date 11/27/2023

11/7/2023

Precincts Reporting
0 of 42 = 0.00%

Page 135

33 Decatur & Outer Is

45 of 145 registered voters = 31.03%

Lopez Island School District No. 144 Director 3

Choice	Party	Absentee Voting		Election Day		Total	
Sarah Murphy		41	91.11%	0	0.00%	41	91.11%
David Kester		4	8.89%	0	0.00%	4	8.89%
Cast Votes:		45	100.00%	0	0.00%	45	100.00%
Undervotes:		0		0		0	
Overvotes:		0		0		0	
Unresolved write-in votes:		0		0		0	

Lopez Island School District No. 144 Director 4

Choice	Party	Absentee Voting		Election Day		Total	
Robert A O'Connell		32	100.00%	0	0.00%	32	100.00%
Cast Votes:		32	100.00%	0	0.00%	32	100.00%
Undervotes:		13		0		13	
Overvotes:		0		0		0	
Unresolved write-in votes:		0		0		0	

Lopez Island School District No. 144 Director 5

Choice	Party	Absentee Voting		Election Day		Total	
Kelli Carrier		31	100.00%	0	0.00%	31	100.00%
Cast Votes:		31	100.00%	0	0.00%	31	100.00%
Undervotes:		14		0		14	
Overvotes:		0		0		0	
Unresolved write-in votes:		0		0		0	

Precinct Results Report

San Juan County

Official Results

2023 General Election

2023 General Election

Registered Voters
7258 of 14725 = 49.29%

Run Time 5:01 PM
Run Date 11/27/2023

11/7/2023

Precincts Reporting
0 of 42 = 0.00%

Page 136

41-A Shaw

102 of 194 registered voters = 52.58%

Shaw Island School District No. 10 Director 3

Choice	Party	Absentee Voting	Election Day	Total
John M Bogert		98 100.00%	0 0.00%	98 100.00%
	Cast Votes:	98 100.00%	0 0.00%	98 100.00%
	Undervotes:	4	0	4
	Overvotes:	0	0	0
	Unresolved write-in votes:	0	0	0

Shaw Island School District No. 10 Director 4

Choice	Party	Absentee Voting	Election Day	Total
Jon Shannon		86 100.00%	0 0.00%	86 100.00%
	Cast Votes:	86 100.00%	0 0.00%	86 100.00%
	Undervotes:	13	0	13
	Overvotes:	0	0	0
	Unresolved write-in votes:	3	0	3

Shaw Island School District No. 10 Director 5

Choice	Party	Absentee Voting	Election Day	Total
Carol Criss		90 100.00%	0 0.00%	90 100.00%
	Cast Votes:	90 100.00%	0 0.00%	90 100.00%
	Undervotes:	11	0	11
	Overvotes:	0	0	0
	Unresolved write-in votes:	1	0	1

SJC Fire Protection District No. 5 Commissioner 3

Choice	Party	Absentee Voting	Election Day	Total
Jack Rawls		93 100.00%	0 0.00%	93 100.00%
	Cast Votes:	93 100.00%	0 0.00%	93 100.00%
	Undervotes:	6	0	6
	Overvotes:	0	0	0
	Unresolved write-in votes:	2	0	2

Precinct Results Report

2023 General Election

Run Time 5:01 PM
Run Date 11/27/2023

San Juan County

2023 General Election

11/7/2023

Page 137

Official Results

Registered Voters
7258 of 14725 = 49.29%

Precincts Reporting
0 of 42 = 0.00%

41-B Shaw

0 of 0 registered voters = 0.00%

Shaw Island School District No. 10 Director 3

Choice	Party	Absentee Voting		Election Day		Total	
John M Bogert		0	0.00%	0	0.00%	0	0.00%
	Cast Votes:	0	0.00%	0	0.00%	0	0.00%
	Undervotes:	0		0		0	
	Overvotes:	0		0		0	
	Unresolved write-in votes:	0		0		0	

Shaw Island School District No. 10 Director 4

Choice	Party	Absentee Voting		Election Day		Total	
Jon Shannon		0	0.00%	0	0.00%	0	0.00%
	Cast Votes:	0	0.00%	0	0.00%	0	0.00%
	Undervotes:	0		0		0	
	Overvotes:	0		0		0	
	Unresolved write-in votes:	0		0		0	

Shaw Island School District No. 10 Director 5

Choice	Party	Absentee Voting		Election Day		Total	
Carol Criss		0	0.00%	0	0.00%	0	0.00%
	Cast Votes:	0	0.00%	0	0.00%	0	0.00%
	Undervotes:	0		0		0	
	Overvotes:	0		0		0	
	Unresolved write-in votes:	0		0		0	

*** End of report ***

Precinct Results Report

2023 General Election

Run Time 5:01 PM
Run Date 11/27/2023

San Juan County

2023 General Election

11/7/2023

Page 64

Official Results

Registered Voters
7258 of 14725 = 49.29%

Precincts Reporting
0 of 42 = 0.00%

21-B Orcas North

140 of 271 registered voters = 51.66%

Eastsound Sewer & Water District Commissioner 1

Choice	Party	Absentee Voting	Election Day	Total
Eric Allan Sturtz		83 100.00%	0 0.00%	83 100.00%
	Cast Votes:	83 100.00%	0 0.00%	83 100.00%
	Undervotes:	50	0	50
	Overvotes:	0	0	0
	Unresolved write-in votes:	7	0	7

Eastsound Sewer & Water District Commissioner 2

Choice	Party	Absentee Voting	Election Day	Total
David B Lowry		94 100.00%	0 0.00%	94 100.00%
	Cast Votes:	94 100.00%	0 0.00%	94 100.00%
	Undervotes:	41	0	41
	Overvotes:	0	0	0
	Unresolved write-in votes:	5	0	5

Eastsound Sewer & Water District Commissioner 4

Choice	Party	Absentee Voting	Election Day	Total
D N Kinsey		97 100.00%	0 0.00%	97 100.00%
	Cast Votes:	97 100.00%	0 0.00%	97 100.00%
	Undervotes:	40	0	40
	Overvotes:	0	0	0
	Unresolved write-in votes:	3	0	3

Eastsound Sewer & Water District Commissioner 5

Choice	Party	Absentee Voting	Election Day	Total
Michael Stolmeier		95 100.00%	0 0.00%	95 100.00%
	Cast Votes:	95 100.00%	0 0.00%	95 100.00%
	Undervotes:	42	0	42
	Overvotes:	0	0	0
	Unresolved write-in votes:	3	0	3

Precinct Results Report

2023 General Election

Run Time 5:01 PM
Run Date 11/27/2023

San Juan County

2023 General Election

11/7/2023
Page 65

Official Results

Registered Voters
7258 of 14725 = 49.29%

Precincts Reporting
0 of 42 = 0.00%

21-B Orcas North

140 of 271 registered voters = 51.66%

SJC Fire Protection District No. 2 - Proposition No. 1 - Restoring Regular Property Tax Levy

Choice	Party	Absentee Voting		Election Day		Total	
Yes		36	26.47%	0	0.00%	36	26.47%
No		100	73.53%	0	0.00%	100	73.53%
Cast Votes:		136	100.00%	0	0.00%	136	100.00%
Undervotes:		4		0		4	
Overvotes:		0		0		0	
Unresolved write-in votes:		0		0		0	

Precinct Results Report

2023 General Election

Run Time 5:01 PM
Run Date 11/27/2023

San Juan County

2023 General Election

11/7/2023

Page 66

Official Results

Registered Voters

7258 of 14725 = 49.29%

Precincts Reporting

0 of 42 = 0.00%

22 Orcas West

353 of 645 registered voters = 54.73%

Orcas Island School District No. 137 Director 4

Choice	Party	Absentee Voting		Election Day		Total	
Michele Rodriguez		230	100.00%	0	0.00%	230	100.00%
	Cast Votes:	230	100.00%	0	0.00%	230	100.00%
	Undervotes:	111		0		111	
	Overvotes:	0		0		0	
	Unresolved write-in votes:	11		0		11	

Orcas Island School District No. 137 Director 5

Choice	Party	Absentee Voting		Election Day		Total	
Greg White		250	100.00%	0	0.00%	250	100.00%
	Cast Votes:	250	100.00%	0	0.00%	250	100.00%
	Undervotes:	99		0		99	
	Overvotes:	0		0		0	
	Unresolved write-in votes:	4		0		4	

SJC Fire Protection District No. 2 Commissioner 1

Choice	Party	Absentee Voting		Election Day		Total	
Kate Hansen		172	51.50%	0	0.00%	172	51.50%
Toni Knudson		162	48.50%	0	0.00%	162	48.50%
	Cast Votes:	334	100.00%	0	0.00%	334	100.00%
	Undervotes:	14		0		14	
	Overvotes:	0		0		0	
	Unresolved write-in votes:	5		0		5	

SJC Fire Protection District No. 2 Commissioner 2

Choice	Party	Absentee Voting		Election Day		Total	
Brian Ehrmantraut		251	77.71%	0	0.00%	251	77.71%
Alan Stameisen		72	22.29%	0	0.00%	72	22.29%
	Cast Votes:	323	100.00%	0	0.00%	323	100.00%
	Undervotes:	29		0		29	
	Overvotes:	1		0		1	
	Unresolved write-in votes:	0		0		0	

Precinct Results Report

2023 General Election

Run Time 5:01 PM
Run Date 11/27/2023

San Juan County

2023 General Election

11/7/2023

Page 67

Official Results

Registered Voters
7258 of 14725 = 49.29%

Precincts Reporting
0 of 42 = 0.00%

22 Orcas West

353 of 645 registered voters = 54.73%

SJC Fire Protection District No. 2 Commissioner 3

Choice	Party	Absentee Voting		Election Day		Total	
Randall Gaylord		239	74.92%	0	0.00%	239	74.92%
Nicholas Ion Negulescu		80	25.08%	0	0.00%	80	25.08%
Cast Votes:		319	100.00%	0	0.00%	319	100.00%
Undervotes:		32		0		32	
Overvotes:		1		0		1	
Unresolved write-in votes:		1		0		1	

SJC Fire Protection District No. 2 Commissioner 4

Choice	Party	Absentee Voting		Election Day		Total	
Jim Biddick		216	100.00%	0	0.00%	216	100.00%
Cast Votes:		216	100.00%	0	0.00%	216	100.00%
Undervotes:		134		0		134	
Overvotes:		1		0		1	
Unresolved write-in votes:		2		0		2	

Port of Orcas Commissioner 3

Choice	Party	Absentee Voting		Election Day		Total	
Rick Fant		163	50.78%	0	0.00%	163	50.78%
Mia Kartiganer		158	49.22%	0	0.00%	158	49.22%
Cast Votes:		321	100.00%	0	0.00%	321	100.00%
Undervotes:		32		0		32	
Overvotes:		0		0		0	
Unresolved write-in votes:		0		0		0	

Port of Orcas Commissioner 5

Choice	Party	Absentee Voting		Election Day		Total	
Annalies Schuh		212	100.00%	0	0.00%	212	100.00%
Cast Votes:		212	100.00%	0	0.00%	212	100.00%
Undervotes:		136		0		136	
Overvotes:		0		0		0	
Unresolved write-in votes:		5		0		5	

Precinct Results Report

2023 General Election

Run Time 5:01 PM
Run Date 11/27/2023

San Juan County

2023 General Election

11/7/2023

Page 68

Official Results

Registered Voters
7258 of 14725 = 49.29%

Precincts Reporting
0 of 42 = 0.00%

22 Orcas West

353 of 645 registered voters = 54.73%

Orcas Island Park & Rec District Commissioner 1

Choice	Party	Absentee Voting	Election Day	Total
Dennis W Dahl		248 100.00%	0 0.00%	248 100.00%
	Cast Votes:	248 100.00%	0 0.00%	248 100.00%
	Undervotes:	104	0	104
	Overvotes:	0	0	0
	Unresolved write-in votes:	1	0	1

Orcas Island Park & Rec District Commissioner 3

Choice	Party	Absentee Voting	Election Day	Total
Asya Eberle		235 100.00%	0 0.00%	235 100.00%
	Cast Votes:	235 100.00%	0 0.00%	235 100.00%
	Undervotes:	117	0	117
	Overvotes:	0	0	0
	Unresolved write-in votes:	1	0	1

SJC Public Hospital District No. 3 Commissioner 1

Choice	Party	Absentee Voting	Election Day	Total
Mark Salierno		216 100.00%	0 0.00%	216 100.00%
	Cast Votes:	216 100.00%	0 0.00%	216 100.00%
	Undervotes:	136	0	136
	Overvotes:	0	0	0
	Unresolved write-in votes:	1	0	1

SJC Public Hospital District No. 3 Commissioner 3

Choice	Party	Absentee Voting	Election Day	Total
Chelsie Guilford		220 100.00%	0 0.00%	220 100.00%
	Cast Votes:	220 100.00%	0 0.00%	220 100.00%
	Undervotes:	131	0	131
	Overvotes:	0	0	0
	Unresolved write-in votes:	2	0	2

Precinct Results Report

2023 General Election

Run Time 5:01 PM
Run Date 11/27/2023

San Juan County

2023 General Election

11/7/2023

Page 69

Official Results

Registered Voters

7258 of 14725 = 49.29%

Precincts Reporting

0 of 42 = 0.00%

22 Orcas West

353 of 645 registered voters = 54.73%

SJC Fire Protection District No. 2 - Proposition No. 1 - Restoring Regular Property Tax Levy

Choice	Party	Absentee Voting		Election Day		Total	
Yes		105	30.88%	0	0.00%	105	30.88%
No		235	69.12%	0	0.00%	235	69.12%
Cast Votes:		340	100.00%	0	0.00%	340	100.00%
Undervotes:		13		0		13	
Overvotes:		0		0		0	
Unresolved write-in votes:		0		0		0	

Precinct Results Report

2023 General Election

Run Time 5:01 PM
Run Date 11/27/2023

San Juan County

2023 General Election

11/7/2023

Page 70

Official Results

Registered Voters
7258 of 14725 = 49.29%

Precincts Reporting
0 of 42 = 0.00%

23-A Orcas CTRL

90 of 140 registered voters = 64.29%

Orcas Island School District No. 137 Director 4

Choice	Party	Absentee Voting		Election Day		Total	
Michele Rodriguez		55	100.00%	0	0.00%	55	100.00%
	Cast Votes:	55	100.00%	0	0.00%	55	100.00%
	Undervotes:	28		0		28	
	Overvotes:	0		0		0	
	Unresolved write-in votes:	7		0		7	

Orcas Island School District No. 137 Director 5

Choice	Party	Absentee Voting		Election Day		Total	
Greg White		65	100.00%	0	0.00%	65	100.00%
	Cast Votes:	65	100.00%	0	0.00%	65	100.00%
	Undervotes:	25		0		25	
	Overvotes:	0		0		0	
	Unresolved write-in votes:	0		0		0	

SJC Fire Protection District No. 2 Commissioner 1

Choice	Party	Absentee Voting		Election Day		Total	
Kate Hansen		35	40.70%	0	0.00%	35	40.70%
Toni Knudson		51	59.30%	0	0.00%	51	59.30%
	Cast Votes:	86	100.00%	0	0.00%	86	100.00%
	Undervotes:	4		0		4	
	Overvotes:	0		0		0	
	Unresolved write-in votes:	0		0		0	

SJC Fire Protection District No. 2 Commissioner 2

Choice	Party	Absentee Voting		Election Day		Total	
Brian Ehrmantraut		75	89.29%	0	0.00%	75	89.29%
Alan Stameisen		9	10.71%	0	0.00%	9	10.71%
	Cast Votes:	84	100.00%	0	0.00%	84	100.00%
	Undervotes:	6		0		6	
	Overvotes:	0		0		0	
	Unresolved write-in votes:	0		0		0	

Precinct Results Report

2023 General Election

Run Time 5:01 PM
Run Date 11/27/2023

San Juan County

2023 General Election

11/7/2023

Page 71

Official Results

Registered Voters
7258 of 14725 = 49.29%

Precincts Reporting
0 of 42 = 0.00%

23-A Orcas CTRL

90 of 140 registered voters = 64.29%

SJC Fire Protection District No. 2 Commissioner 3

Choice	Party	Absentee Voting		Election Day		Total	
Randall Gaylord		72	82.76%	0	0.00%	72	82.76%
Nicholas Ion Negulescu		15	17.24%	0	0.00%	15	17.24%
Cast Votes:		87	100.00%	0	0.00%	87	100.00%
Undervotes:		3		0		3	
Overvotes:		0		0		0	
Unresolved write-in votes:		0		0		0	

SJC Fire Protection District No. 2 Commissioner 4

Choice	Party	Absentee Voting		Election Day		Total	
Jim Biddick		57	100.00%	0	0.00%	57	100.00%
Cast Votes:		57	100.00%	0	0.00%	57	100.00%
Undervotes:		30		0		30	
Overvotes:		0		0		0	
Unresolved write-in votes:		3		0		3	

Port of Orcas Commissioner 3

Choice	Party	Absentee Voting		Election Day		Total	
Rick Fant		43	52.44%	0	0.00%	43	52.44%
Mia Kartiganer		39	47.56%	0	0.00%	39	47.56%
Cast Votes:		82	100.00%	0	0.00%	82	100.00%
Undervotes:		8		0		8	
Overvotes:		0		0		0	
Unresolved write-in votes:		0		0		0	

Port of Orcas Commissioner 5

Choice	Party	Absentee Voting		Election Day		Total	
Annalies Schuh		57	100.00%	0	0.00%	57	100.00%
Cast Votes:		57	100.00%	0	0.00%	57	100.00%
Undervotes:		32		0		32	
Overvotes:		0		0		0	
Unresolved write-in votes:		1		0		1	

Precinct Results Report

2023 General Election

Run Time 5:01 PM
Run Date 11/27/2023

San Juan County

2023 General Election

11/7/2023

Page 72

Official Results

Registered Voters
7258 of 14725 = 49.29%

Precincts Reporting
0 of 42 = 0.00%

23-A Orcas CTRL

90 of 140 registered voters = 64.29%

Orcas Island Park & Rec District Commissioner 1

Choice	Party	Absentee Voting	Election Day	Total
Dennis W Dahl		65 100.00%	0 0.00%	65 100.00%
	Cast Votes:	65 100.00%	0 0.00%	65 100.00%
	Undervotes:	25	0	25
	Overvotes:	0	0	0
	Unresolved write-in votes:	0	0	0

Orcas Island Park & Rec District Commissioner 3

Choice	Party	Absentee Voting	Election Day	Total
Asya Eberle		61 100.00%	0 0.00%	61 100.00%
	Cast Votes:	61 100.00%	0 0.00%	61 100.00%
	Undervotes:	29	0	29
	Overvotes:	0	0	0
	Unresolved write-in votes:	0	0	0

SJC Public Hospital District No. 3 Commissioner 1

Choice	Party	Absentee Voting	Election Day	Total
Mark Salierno		56 100.00%	0 0.00%	56 100.00%
	Cast Votes:	56 100.00%	0 0.00%	56 100.00%
	Undervotes:	33	0	33
	Overvotes:	0	0	0
	Unresolved write-in votes:	1	0	1

SJC Public Hospital District No. 3 Commissioner 3

Choice	Party	Absentee Voting	Election Day	Total
Chelsie Guilford		57 100.00%	0 0.00%	57 100.00%
	Cast Votes:	57 100.00%	0 0.00%	57 100.00%
	Undervotes:	30	0	30
	Overvotes:	0	0	0
	Unresolved write-in votes:	3	0	3

Precinct Results Report

2023 General Election

Run Time 5:01 PM
Run Date 11/27/2023

San Juan County

2023 General Election

11/7/2023

Page 73

Official Results

Registered Voters

7258 of 14725 = 49.29%

Precincts Reporting

0 of 42 = 0.00%

23-A Orcas CTRL

90 of 140 registered voters = 64.29%

SJC Fire Protection District No. 2 - Proposition No. 1 - Restoring Regular Property Tax Levy

Choice	Party	Absentee Voting		Election Day		Total	
Yes		13	15.12%	0	0.00%	13	15.12%
No		73	84.88%	0	0.00%	73	84.88%
Cast Votes:		86	100.00%	0	0.00%	86	100.00%
Undervotes:		4		0		4	
Overvotes:		0		0		0	
Unresolved write-in votes:		0		0		0	

Precinct Results Report

2023 General Election

Run Time 5:01 PM
Run Date 11/27/2023**San Juan County**

2023 General Election

11/7/2023

Page 74

Official Results**Registered Voters**

7258 of 14725 = 49.29%

Precincts Reporting

0 of 42 = 0.00%

23-B Orcas CTRL

237 of 451 registered voters = 52.55%

Orcas Island School District No. 137 Director 4

Choice	Party	Absentee Voting		Election Day		Total	
Michele Rodriguez		132	100.00%	0	0.00%	132	100.00%
	Cast Votes:	132	100.00%	0	0.00%	132	100.00%
	Undervotes:	100		0		100	
	Overvotes:	0		0		0	
	Unresolved write-in votes:	5		0		5	

Orcas Island School District No. 137 Director 5

Choice	Party	Absentee Voting		Election Day		Total	
Greg White		153	100.00%	0	0.00%	153	100.00%
	Cast Votes:	153	100.00%	0	0.00%	153	100.00%
	Undervotes:	84		0		84	
	Overvotes:	0		0		0	
	Unresolved write-in votes:	0		0		0	

SJC Fire Protection District No. 2 Commissioner 1

Choice	Party	Absentee Voting		Election Day		Total	
Kate Hansen		119	53.36%	0	0.00%	119	53.36%
Toni Knudson		104	46.64%	0	0.00%	104	46.64%
	Cast Votes:	223	100.00%	0	0.00%	223	100.00%
	Undervotes:	11		0		11	
	Overvotes:	0		0		0	
	Unresolved write-in votes:	3		0		3	

SJC Fire Protection District No. 2 Commissioner 2

Choice	Party	Absentee Voting		Election Day		Total	
Brian Ehrmantraut		163	79.90%	0	0.00%	163	79.90%
Alan Stameisen		41	20.10%	0	0.00%	41	20.10%
	Cast Votes:	204	100.00%	0	0.00%	204	100.00%
	Undervotes:	30		0		30	
	Overvotes:	0		0		0	
	Unresolved write-in votes:	3		0		3	

Precinct Results Report

2023 General Election

Run Time 5:01 PM
Run Date 11/27/2023

San Juan County

2023 General Election

11/7/2023

Page 75

Official Results

Registered Voters

7258 of 14725 = 49.29%

Precincts Reporting

0 of 42 = 0.00%

23-B Orcas CTRL

237 of 451 registered voters = 52.55%

SJC Fire Protection District No. 2 Commissioner 3

Choice	Party	Absentee Voting		Election Day		Total	
Randall Gaylord		161	74.88%	0	0.00%	161	74.88%
Nicholas Ion Negulescu		54	25.12%	0	0.00%	54	25.12%
Cast Votes:		215	100.00%	0	0.00%	215	100.00%
Undervotes:		20		0		20	
Overvotes:		0		0		0	
Unresolved write-in votes:		2		0		2	

SJC Fire Protection District No. 2 Commissioner 4

Choice	Party	Absentee Voting		Election Day		Total	
Jim Biddick		136	100.00%	0	0.00%	136	100.00%
Cast Votes:		136	100.00%	0	0.00%	136	100.00%
Undervotes:		97		0		97	
Overvotes:		0		0		0	
Unresolved write-in votes:		4		0		4	

Port of Orcas Commissioner 3

Choice	Party	Absentee Voting		Election Day		Total	
Rick Fant		98	45.37%	0	0.00%	98	45.37%
Mia Kartiganer		118	54.63%	0	0.00%	118	54.63%
Cast Votes:		216	100.00%	0	0.00%	216	100.00%
Undervotes:		19		0		19	
Overvotes:		0		0		0	
Unresolved write-in votes:		2		0		2	

Port of Orcas Commissioner 5

Choice	Party	Absentee Voting		Election Day		Total	
Annalies Schuh		128	100.00%	0	0.00%	128	100.00%
Cast Votes:		128	100.00%	0	0.00%	128	100.00%
Undervotes:		102		0		102	
Overvotes:		0		0		0	
Unresolved write-in votes:		7		0		7	

Precinct Results Report

2023 General Election

Run Time 5:01 PM
Run Date 11/27/2023

San Juan County

2023 General Election

11/7/2023

Page 76

Official Results

Registered Voters
7258 of 14725 = 49.29%

Precincts Reporting
0 of 42 = 0.00%

23-B Orcas CTRL

237 of 451 registered voters = 52.55%

Orcas Island Park & Rec District Commissioner 1

Choice	Party	Absentee Voting	Election Day	Total
Dennis W Dahl		157 100.00%	0 0.00%	157 100.00%
	Cast Votes:	157 100.00%	0 0.00%	157 100.00%
	Undervotes:	79	0	79
	Overvotes:	0	0	0
	Unresolved write-in votes:	1	0	1

Orcas Island Park & Rec District Commissioner 3

Choice	Party	Absentee Voting	Election Day	Total
Asya Eberle		136 100.00%	0 0.00%	136 100.00%
	Cast Votes:	136 100.00%	0 0.00%	136 100.00%
	Undervotes:	98	0	98
	Overvotes:	0	0	0
	Unresolved write-in votes:	3	0	3

SJC Public Hospital District No. 3 Commissioner 1

Choice	Party	Absentee Voting	Election Day	Total
Mark Salierno		126 100.00%	0 0.00%	126 100.00%
	Cast Votes:	126 100.00%	0 0.00%	126 100.00%
	Undervotes:	108	0	108
	Overvotes:	0	0	0
	Unresolved write-in votes:	3	0	3

SJC Public Hospital District No. 3 Commissioner 3

Choice	Party	Absentee Voting	Election Day	Total
Chelsie Guilford		136 100.00%	0 0.00%	136 100.00%
	Cast Votes:	136 100.00%	0 0.00%	136 100.00%
	Undervotes:	98	0	98
	Overvotes:	0	0	0
	Unresolved write-in votes:	3	0	3

Precinct Results Report

2023 General Election

Run Time 5:01 PM
Run Date 11/27/2023

San Juan County

2023 General Election

11/7/2023

Page 77

Official Results

Registered Voters

7258 of 14725 = 49.29%

Precincts Reporting

0 of 42 = 0.00%

23-B Orcas CTRL

237 of 451 registered voters = 52.55%

SJC Fire Protection District No. 2 - Proposition No. 1 - Restoring Regular Property Tax Levy

Choice	Party	Absentee Voting		Election Day		Total	
Yes		49	21.40%	0	0.00%	49	21.40%
No		180	78.60%	0	0.00%	180	78.60%
Cast Votes:		229	100.00%	0	0.00%	229	100.00%
Undervotes:		8		0		8	
Overvotes:		0		0		0	
Unresolved write-in votes:		0		0		0	

Precinct Results Report

2023 General Election

Run Time 5:01 PM
Run Date 11/27/2023

San Juan County

2023 General Election

11/7/2023

Page 78

Official Results

Registered Voters
7258 of 14725 = 49.29%

Precincts Reporting
0 of 42 = 0.00%

23-C Orcas CTRL

27 of 45 registered voters = 60.00%

Orcas Island School District No. 137 Director 4

Choice	Party	Absentee Voting	Election Day	Total
Michele Rodriguez		16 100.00%	0 0.00%	16 100.00%
	Cast Votes:	16 100.00%	0 0.00%	16 100.00%
	Undervotes:	11	0	11
	Overvotes:	0	0	0
	Unresolved write-in votes:	0	0	0

Orcas Island School District No. 137 Director 5

Choice	Party	Absentee Voting	Election Day	Total
Greg White		17 100.00%	0 0.00%	17 100.00%
	Cast Votes:	17 100.00%	0 0.00%	17 100.00%
	Undervotes:	10	0	10
	Overvotes:	0	0	0
	Unresolved write-in votes:	0	0	0

SJC Fire Protection District No. 2 Commissioner 1

Choice	Party	Absentee Voting	Election Day	Total
Kate Hansen		15 65.22%	0 0.00%	15 65.22%
Toni Knudson		8 34.78%	0 0.00%	8 34.78%
	Cast Votes:	23 100.00%	0 0.00%	23 100.00%
	Undervotes:	2	0	2
	Overvotes:	1	0	1
	Unresolved write-in votes:	1	0	1

SJC Fire Protection District No. 2 Commissioner 2

Choice	Party	Absentee Voting	Election Day	Total
Brian Ehrmantraut		17 70.83%	0 0.00%	17 70.83%
Alan Stameisen		7 29.17%	0 0.00%	7 29.17%
	Cast Votes:	24 100.00%	0 0.00%	24 100.00%
	Undervotes:	3	0	3
	Overvotes:	0	0	0
	Unresolved write-in votes:	0	0	0

Precinct Results Report

2023 General Election

Run Time 5:01 PM
Run Date 11/27/2023**San Juan County**

2023 General Election

11/7/2023

Page 79

Official Results**Registered Voters**
7258 of 14725 = 49.29%**Precincts Reporting**
0 of 42 = 0.00%**23-C Orcas CTRL**

27 of 45 registered voters = 60.00%

SJC Fire Protection District No. 2 Commissioner 3

Choice	Party	Absentee Voting	Election Day	Total
Randall Gaylord		17 77.27%	0 0.00%	17 77.27%
Nicholas Ion Negulescu		5 22.73%	0 0.00%	5 22.73%
Cast Votes:		22 100.00%	0 0.00%	22 100.00%
Undervotes:		4	0	4
Overvotes:		1	0	1
Unresolved write-in votes:		0	0	0

SJC Fire Protection District No. 2 Commissioner 4

Choice	Party	Absentee Voting	Election Day	Total
Jim Biddick		20 100.00%	0 0.00%	20 100.00%
Cast Votes:		20 100.00%	0 0.00%	20 100.00%
Undervotes:		7	0	7
Overvotes:		0	0	0
Unresolved write-in votes:		0	0	0

Port of Orcas Commissioner 3

Choice	Party	Absentee Voting	Election Day	Total
Rick Fant		14 58.33%	0 0.00%	14 58.33%
Mia Kartiganer		10 41.67%	0 0.00%	10 41.67%
Cast Votes:		24 100.00%	0 0.00%	24 100.00%
Undervotes:		3	0	3
Overvotes:		0	0	0
Unresolved write-in votes:		0	0	0

Port of Orcas Commissioner 5

Choice	Party	Absentee Voting	Election Day	Total
Annalies Schuh		14 100.00%	0 0.00%	14 100.00%
Cast Votes:		14 100.00%	0 0.00%	14 100.00%
Undervotes:		13	0	13
Overvotes:		0	0	0
Unresolved write-in votes:		0	0	0

Precinct Results Report

2023 General Election

Run Time 5:01 PM
Run Date 11/27/2023

San Juan County

2023 General Election

11/7/2023

Page 80

Official Results

Registered Voters
7258 of 14725 = 49.29%

Precincts Reporting
0 of 42 = 0.00%

23-C Orcas CTRL

27 of 45 registered voters = 60.00%

Orcas Island Park & Rec District Commissioner 1

Choice	Party	Absentee Voting	Election Day	Total
Dennis W Dahl		17 100.00%	0 0.00%	17 100.00%
	Cast Votes:	17 100.00%	0 0.00%	17 100.00%
	Undervotes:	10	0	10
	Overvotes:	0	0	0
	Unresolved write-in votes:	0	0	0

Orcas Island Park & Rec District Commissioner 3

Choice	Party	Absentee Voting	Election Day	Total
Asya Eberle		14 100.00%	0 0.00%	14 100.00%
	Cast Votes:	14 100.00%	0 0.00%	14 100.00%
	Undervotes:	13	0	13
	Overvotes:	0	0	0
	Unresolved write-in votes:	0	0	0

SJC Public Hospital District No. 3 Commissioner 1

Choice	Party	Absentee Voting	Election Day	Total
Mark Salierno		12 100.00%	0 0.00%	12 100.00%
	Cast Votes:	12 100.00%	0 0.00%	12 100.00%
	Undervotes:	15	0	15
	Overvotes:	0	0	0
	Unresolved write-in votes:	0	0	0

SJC Public Hospital District No. 3 Commissioner 3

Choice	Party	Absentee Voting	Election Day	Total
Chelsie Guilford		16 100.00%	0 0.00%	16 100.00%
	Cast Votes:	16 100.00%	0 0.00%	16 100.00%
	Undervotes:	11	0	11
	Overvotes:	0	0	0
	Unresolved write-in votes:	0	0	0

Precinct Results Report

2023 General Election

Run Time 5:01 PM
Run Date 11/27/2023

San Juan County

2023 General Election

11/7/2023

Page 81

Official Results

Registered Voters
7258 of 14725 = 49.29%

Precincts Reporting
0 of 42 = 0.00%

23-C Orcas CTRL

27 of 45 registered voters = 60.00%

Eastsound Sewer & Water District Commissioner 1

Choice	Party	Absentee Voting	Election Day	Total
Eric Allan Sturtz		13 100.00%	0 0.00%	13 100.00%
	Cast Votes:	13 100.00%	0 0.00%	13 100.00%
	Undervotes:	14	0	14
	Overvotes:	0	0	0
	Unresolved write-in votes:	0	0	0

Eastsound Sewer & Water District Commissioner 2

Choice	Party	Absentee Voting	Election Day	Total
David B Lowry		13 100.00%	0 0.00%	13 100.00%
	Cast Votes:	13 100.00%	0 0.00%	13 100.00%
	Undervotes:	14	0	14
	Overvotes:	0	0	0
	Unresolved write-in votes:	0	0	0

Eastsound Sewer & Water District Commissioner 4

Choice	Party	Absentee Voting	Election Day	Total
D N Kinsey		14 100.00%	0 0.00%	14 100.00%
	Cast Votes:	14 100.00%	0 0.00%	14 100.00%
	Undervotes:	13	0	13
	Overvotes:	0	0	0
	Unresolved write-in votes:	0	0	0

Eastsound Sewer & Water District Commissioner 5

Choice	Party	Absentee Voting	Election Day	Total
Michael Stolmeier		15 100.00%	0 0.00%	15 100.00%
	Cast Votes:	15 100.00%	0 0.00%	15 100.00%
	Undervotes:	12	0	12
	Overvotes:	0	0	0
	Unresolved write-in votes:	0	0	0

Precinct Results Report

2023 General Election

Run Time 5:01 PM
Run Date 11/27/2023

San Juan County

2023 General Election

11/7/2023

Page 82

Official Results

Registered Voters

7258 of 14725 = 49.29%

Precincts Reporting

0 of 42 = 0.00%

23-C Orcas CTRL

27 of 45 registered voters = 60.00%

SJC Fire Protection District No. 2 - Proposition No. 1 - Restoring Regular Property Tax Levy

Choice	Party	Absentee Voting		Election Day		Total	
Yes		4	15.38%	0	0.00%	4	15.38%
No		22	84.62%	0	0.00%	22	84.62%
Cast Votes:		26	100.00%	0	0.00%	26	100.00%
Undervotes:		1		0		1	
Overvotes:		0		0		0	
Unresolved write-in votes:		0		0		0	

Precinct Results Report

2023 General Election

Run Time 5:01 PM
Run Date 11/27/2023

San Juan County

2023 General Election

11/7/2023

Page 83

Official Results

Registered Voters
7258 of 14725 = 49.29%

Precincts Reporting
0 of 42 = 0.00%

24-A Orcas South

39 of 59 registered voters = 66.10%

Orcas Island School District No. 137 Director 4

Choice	Party	Absentee Voting		Election Day		Total	
Michele Rodriguez		30	100.00%	0	0.00%	30	100.00%
	Cast Votes:	30	100.00%	0	0.00%	30	100.00%
	Undervotes:	9		0		9	
	Overvotes:	0		0		0	
	Unresolved write-in votes:	0		0		0	

Orcas Island School District No. 137 Director 5

Choice	Party	Absentee Voting		Election Day		Total	
Greg White		29	100.00%	0	0.00%	29	100.00%
	Cast Votes:	29	100.00%	0	0.00%	29	100.00%
	Undervotes:	10		0		10	
	Overvotes:	0		0		0	
	Unresolved write-in votes:	0		0		0	

SJC Fire Protection District No. 2 Commissioner 1

Choice	Party	Absentee Voting		Election Day		Total	
Kate Hansen		19	51.35%	0	0.00%	19	51.35%
Toni Knudson		18	48.65%	0	0.00%	18	48.65%
	Cast Votes:	37	100.00%	0	0.00%	37	100.00%
	Undervotes:	2		0		2	
	Overvotes:	0		0		0	
	Unresolved write-in votes:	0		0		0	

SJC Fire Protection District No. 2 Commissioner 2

Choice	Party	Absentee Voting		Election Day		Total	
Brian Ehrmantraut		25	75.76%	0	0.00%	25	75.76%
Alan Stameisen		8	24.24%	0	0.00%	8	24.24%
	Cast Votes:	33	100.00%	0	0.00%	33	100.00%
	Undervotes:	6		0		6	
	Overvotes:	0		0		0	
	Unresolved write-in votes:	0		0		0	

Precinct Results Report

2023 General Election

Run Time 5:01 PM
Run Date 11/27/2023

San Juan County

2023 General Election

11/7/2023

Page 84

Official Results

Registered Voters
7258 of 14725 = 49.29%

Precincts Reporting
0 of 42 = 0.00%

24-A Orcas South

39 of 59 registered voters = 66.10%

SJC Fire Protection District No. 2 Commissioner 3

Choice	Party	Absentee Voting		Election Day		Total	
Randall Gaylord		25	65.79%	0	0.00%	25	65.79%
Nicholas Ion Negulescu		13	34.21%	0	0.00%	13	34.21%
Cast Votes:		38	100.00%	0	0.00%	38	100.00%
Undervotes:		1		0		1	
Overvotes:		0		0		0	
Unresolved write-in votes:		0		0		0	

SJC Fire Protection District No. 2 Commissioner 4

Choice	Party	Absentee Voting		Election Day		Total	
Jim Biddick		29	100.00%	0	0.00%	29	100.00%
Cast Votes:		29	100.00%	0	0.00%	29	100.00%
Undervotes:		10		0		10	
Overvotes:		0		0		0	
Unresolved write-in votes:		0		0		0	

Port of Orcas Commissioner 3

Choice	Party	Absentee Voting		Election Day		Total	
Rick Fant		22	62.86%	0	0.00%	22	62.86%
Mia Kartiganer		13	37.14%	0	0.00%	13	37.14%
Cast Votes:		35	100.00%	0	0.00%	35	100.00%
Undervotes:		4		0		4	
Overvotes:		0		0		0	
Unresolved write-in votes:		0		0		0	

Port of Orcas Commissioner 5

Choice	Party	Absentee Voting		Election Day		Total	
Annalies Schuh		29	100.00%	0	0.00%	29	100.00%
Cast Votes:		29	100.00%	0	0.00%	29	100.00%
Undervotes:		10		0		10	
Overvotes:		0		0		0	
Unresolved write-in votes:		0		0		0	

Precinct Results Report

2023 General Election

Run Time 5:01 PM
Run Date 11/27/2023

San Juan County

2023 General Election

11/7/2023

Page 85

Official Results

Registered Voters

7258 of 14725 = 49.29%

Precincts Reporting

0 of 42 = 0.00%

24-A Orcas South

39 of 59 registered voters = 66.10%

Orcas Island Park & Rec District Commissioner 1

Choice	Party	Absentee Voting	Election Day	Total
Dennis W Dahl		32 100.00%	0 0.00%	32 100.00%
	Cast Votes:	32 100.00%	0 0.00%	32 100.00%
	Undervotes:	7	0	7
	Overvotes:	0	0	0
	Unresolved write-in votes:	0	0	0

Orcas Island Park & Rec District Commissioner 3

Choice	Party	Absentee Voting	Election Day	Total
Asya Eberle		28 100.00%	0 0.00%	28 100.00%
	Cast Votes:	28 100.00%	0 0.00%	28 100.00%
	Undervotes:	11	0	11
	Overvotes:	0	0	0
	Unresolved write-in votes:	0	0	0

SJC Public Hospital District No. 3 Commissioner 1

Choice	Party	Absentee Voting	Election Day	Total
Mark Salierno		31 100.00%	0 0.00%	31 100.00%
	Cast Votes:	31 100.00%	0 0.00%	31 100.00%
	Undervotes:	8	0	8
	Overvotes:	0	0	0
	Unresolved write-in votes:	0	0	0

SJC Public Hospital District No. 3 Commissioner 3

Choice	Party	Absentee Voting	Election Day	Total
Chelsie Guilford		31 100.00%	0 0.00%	31 100.00%
	Cast Votes:	31 100.00%	0 0.00%	31 100.00%
	Undervotes:	8	0	8
	Overvotes:	0	0	0
	Unresolved write-in votes:	0	0	0

Precinct Results Report

2023 General Election

Run Time 5:01 PM
Run Date 11/27/2023

San Juan County

2023 General Election

11/7/2023

Page 86

Official Results

Registered Voters
7258 of 14725 = 49.29%

Precincts Reporting
0 of 42 = 0.00%

24-A Orcas South

39 of 59 registered voters = 66.10%

Eastsound Sewer & Water District Commissioner 1

Choice	Party	Absentee Voting		Election Day		Total	
Eric Allan Sturtz		27	100.00%	0	0.00%	27	100.00%
	Cast Votes:	27	100.00%	0	0.00%	27	100.00%
	Undervotes:	12		0		12	
	Overvotes:	0		0		0	
	Unresolved write-in votes:	0		0		0	

Eastsound Sewer & Water District Commissioner 2

Choice	Party	Absentee Voting		Election Day		Total	
David B Lowry		27	100.00%	0	0.00%	27	100.00%
	Cast Votes:	27	100.00%	0	0.00%	27	100.00%
	Undervotes:	12		0		12	
	Overvotes:	0		0		0	
	Unresolved write-in votes:	0		0		0	

Eastsound Sewer & Water District Commissioner 4

Choice	Party	Absentee Voting		Election Day		Total	
D N Kinsey		26	100.00%	0	0.00%	26	100.00%
	Cast Votes:	26	100.00%	0	0.00%	26	100.00%
	Undervotes:	13		0		13	
	Overvotes:	0		0		0	
	Unresolved write-in votes:	0		0		0	

Eastsound Sewer & Water District Commissioner 5

Choice	Party	Absentee Voting		Election Day		Total	
Michael Stolmeier		26	100.00%	0	0.00%	26	100.00%
	Cast Votes:	26	100.00%	0	0.00%	26	100.00%
	Undervotes:	13		0		13	
	Overvotes:	0		0		0	
	Unresolved write-in votes:	0		0		0	

Precinct Results Report

2023 General Election

Run Time 5:01 PM
Run Date 11/27/2023

San Juan County

2023 General Election

11/7/2023

Page 87

Official Results

Registered Voters
7258 of 14725 = 49.29%

Precincts Reporting
0 of 42 = 0.00%

24-A Orcas South

39 of 59 registered voters = 66.10%

SJC Fire Protection District No. 2 - Proposition No. 1 - Restoring Regular Property Tax Levy

Choice	Party	Absentee Voting		Election Day		Total	
Yes		9	24.32%	0	0.00%	9	24.32%
No		28	75.68%	0	0.00%	28	75.68%
	Cast Votes:	37	100.00%	0	0.00%	37	100.00%
	Undervotes:	2		0		2	
	Overvotes:	0		0		0	
	Unresolved write-in votes:	0		0		0	

Precinct Results Report

2023 General Election

Run Time 5:01 PM
Run Date 11/27/2023

San Juan County

2023 General Election

11/7/2023

Page 88

Official Results

Registered Voters
7258 of 14725 = 49.29%

Precincts Reporting
0 of 42 = 0.00%

24-B Orcas South

249 of 449 registered voters = 55.46%

Orcas Island School District No. 137 Director 4

Choice	Party	Absentee Voting		Election Day		Total	
Michele Rodriguez		150	100.00%	0	0.00%	150	100.00%
	Cast Votes:	150	100.00%	0	0.00%	150	100.00%
	Undervotes:	94		0		94	
	Overvotes:	0		0		0	
	Unresolved write-in votes:	5		0		5	

Orcas Island School District No. 137 Director 5

Choice	Party	Absentee Voting		Election Day		Total	
Greg White		158	100.00%	0	0.00%	158	100.00%
	Cast Votes:	158	100.00%	0	0.00%	158	100.00%
	Undervotes:	90		0		90	
	Overvotes:	0		0		0	
	Unresolved write-in votes:	1		0		1	

SJC Fire Protection District No. 2 Commissioner 1

Choice	Party	Absentee Voting		Election Day		Total	
Kate Hansen		132	55.93%	0	0.00%	132	55.93%
Toni Knudson		104	44.07%	0	0.00%	104	44.07%
	Cast Votes:	236	100.00%	0	0.00%	236	100.00%
	Undervotes:	12		0		12	
	Overvotes:	0		0		0	
	Unresolved write-in votes:	1		0		1	

SJC Fire Protection District No. 2 Commissioner 2

Choice	Party	Absentee Voting		Election Day		Total	
Brian Ehrmantraut		201	87.39%	0	0.00%	201	87.39%
Alan Stameisen		29	12.61%	0	0.00%	29	12.61%
	Cast Votes:	230	100.00%	0	0.00%	230	100.00%
	Undervotes:	18		0		18	
	Overvotes:	1		0		1	
	Unresolved write-in votes:	0		0		0	

Precinct Results Report

2023 General Election

Run Time 5:01 PM
Run Date 11/27/2023

San Juan County

2023 General Election

11/7/2023

Page 89

Official Results

Registered Voters
7258 of 14725 = 49.29%

Precincts Reporting
0 of 42 = 0.00%

24-B Orcas South

249 of 449 registered voters = 55.46%

SJC Fire Protection District No. 2 Commissioner 3

Choice	Party	Absentee Voting		Election Day		Total	
Randall Gaylord		180	78.95%	0	0.00%	180	78.95%
Nicholas Ion Negulescu		48	21.05%	0	0.00%	48	21.05%
Cast Votes:		228	100.00%	0	0.00%	228	100.00%
Undervotes:		21		0		21	
Overvotes:		0		0		0	
Unresolved write-in votes:		0		0		0	

SJC Fire Protection District No. 2 Commissioner 4

Choice	Party	Absentee Voting		Election Day		Total	
Jim Biddick		143	100.00%	0	0.00%	143	100.00%
Cast Votes:		143	100.00%	0	0.00%	143	100.00%
Undervotes:		100		0		100	
Overvotes:		0		0		0	
Unresolved write-in votes:		6		0		6	

Port of Orcas Commissioner 3

Choice	Party	Absentee Voting		Election Day		Total	
Rick Fant		99	43.61%	0	0.00%	99	43.61%
Mia Kartiganer		128	56.39%	0	0.00%	128	56.39%
Cast Votes:		227	100.00%	0	0.00%	227	100.00%
Undervotes:		22		0		22	
Overvotes:		0		0		0	
Unresolved write-in votes:		0		0		0	

Port of Orcas Commissioner 5

Choice	Party	Absentee Voting		Election Day		Total	
Annalies Schuh		142	100.00%	0	0.00%	142	100.00%
Cast Votes:		142	100.00%	0	0.00%	142	100.00%
Undervotes:		106		0		106	
Overvotes:		0		0		0	
Unresolved write-in votes:		1		0		1	

Precinct Results Report

2023 General Election

Run Time 5:01 PM
Run Date 11/27/2023

San Juan County

2023 General Election

11/7/2023
Page 90

Official Results

Registered Voters
7258 of 14725 = 49.29%
Precincts Reporting
0 of 42 = 0.00%

24-B Orcas South

249 of 449 registered voters = 55.46%

Orcas Island Park & Rec District Commissioner 1

Choice	Party	Absentee Voting		Election Day		Total	
Dennis W Dahl		159	100.00%	0	0.00%	159	100.00%
	Cast Votes:	159	100.00%	0	0.00%	159	100.00%
	Undervotes:	87		0		87	
	Overvotes:	0		0		0	
	Unresolved write-in votes:	3		0		3	

Orcas Island Park & Rec District Commissioner 3

Choice	Party	Absentee Voting		Election Day		Total	
Asya Eberle		151	100.00%	0	0.00%	151	100.00%
	Cast Votes:	151	100.00%	0	0.00%	151	100.00%
	Undervotes:	98		0		98	
	Overvotes:	0		0		0	
	Unresolved write-in votes:	0		0		0	

SJC Public Hospital District No. 3 Commissioner 1

Choice	Party	Absentee Voting		Election Day		Total	
Mark Salierno		142	100.00%	0	0.00%	142	100.00%
	Cast Votes:	142	100.00%	0	0.00%	142	100.00%
	Undervotes:	106		0		106	
	Overvotes:	0		0		0	
	Unresolved write-in votes:	1		0		1	

SJC Public Hospital District No. 3 Commissioner 3

Choice	Party	Absentee Voting		Election Day		Total	
Chelsie Guilford		144	100.00%	0	0.00%	144	100.00%
	Cast Votes:	144	100.00%	0	0.00%	144	100.00%
	Undervotes:	103		0		103	
	Overvotes:	0		0		0	
	Unresolved write-in votes:	2		0		2	

Precinct Results Report

2023 General Election

Run Time 5:01 PM
Run Date 11/27/2023

San Juan County

2023 General Election

11/7/2023

Page 91

Official Results

Registered Voters

7258 of 14725 = 49.29%

Precincts Reporting

0 of 42 = 0.00%

24-B Orcas South

249 of 449 registered voters = 55.46%

SJC Fire Protection District No. 2 - Proposition No. 1 - Restoring Regular Property Tax Levy

Choice	Party	Absentee Voting		Election Day		Total	
Yes		56	23.63%	0	0.00%	56	23.63%
No		181	76.37%	0	0.00%	181	76.37%
Cast Votes:		237	100.00%	0	0.00%	237	100.00%
Undervotes:		12		0		12	
Overvotes:		0		0		0	
Unresolved write-in votes:		0		0		0	

Precinct Results Report

2023 General Election

Run Time 5:01 PM
Run Date 11/27/2023

San Juan County

2023 General Election

11/7/2023

Page 92

Official Results

Registered Voters

7258 of 14725 = 49.29%

Precincts Reporting

0 of 42 = 0.00%

25 Eastsound South

372 of 811 registered voters = 45.87%

Orcas Island School District No. 137 Director 4

Choice	Party	Absentee Voting		Election Day		Total	
Michele Rodriguez		253	100.00%	0	0.00%	253	100.00%
	Cast Votes:	253	100.00%	0	0.00%	253	100.00%
	Undervotes:	116		0		116	
	Overvotes:	0		0		0	
	Unresolved write-in votes:	2		0		2	

Orcas Island School District No. 137 Director 5

Choice	Party	Absentee Voting		Election Day		Total	
Greg White		264	100.00%	0	0.00%	264	100.00%
	Cast Votes:	264	100.00%	0	0.00%	264	100.00%
	Undervotes:	105		0		105	
	Overvotes:	0		0		0	
	Unresolved write-in votes:	3		0		3	

SJC Fire Protection District No. 2 Commissioner 1

Choice	Party	Absentee Voting		Election Day		Total	
Kate Hansen		212	60.57%	0	0.00%	212	60.57%
Toni Knudson		138	39.43%	0	0.00%	138	39.43%
	Cast Votes:	350	100.00%	0	0.00%	350	100.00%
	Undervotes:	20		0		20	
	Overvotes:	0		0		0	
	Unresolved write-in votes:	2		0		2	

SJC Fire Protection District No. 2 Commissioner 2

Choice	Party	Absentee Voting		Election Day		Total	
Brian Ehrmantraut		259	78.96%	0	0.00%	259	78.96%
Alan Stameisen		69	21.04%	0	0.00%	69	21.04%
	Cast Votes:	328	100.00%	0	0.00%	328	100.00%
	Undervotes:	42		0		42	
	Overvotes:	0		0		0	
	Unresolved write-in votes:	2		0		2	

Precinct Results Report

2023 General Election

Run Time 5:01 PM
Run Date 11/27/2023

San Juan County

2023 General Election

11/7/2023

Page 93

Official Results

Registered Voters
7258 of 14725 = 49.29%

Precincts Reporting
0 of 42 = 0.00%

25 Eastsound South

372 of 811 registered voters = 45.87%

SJC Fire Protection District No. 2 Commissioner 3

Choice	Party	Absentee Voting		Election Day		Total	
Randall Gaylord		226	67.66%	0	0.00%	226	67.66%
Nicholas Ion Negulescu		108	32.34%	0	0.00%	108	32.34%
Cast Votes:		334	100.00%	0	0.00%	334	100.00%
Undervotes:		36		0		36	
Overvotes:		0		0		0	
Unresolved write-in votes:		2		0		2	

SJC Fire Protection District No. 2 Commissioner 4

Choice	Party	Absentee Voting		Election Day		Total	
Jim Biddick		241	100.00%	0	0.00%	241	100.00%
Cast Votes:		241	100.00%	0	0.00%	241	100.00%
Undervotes:		121		0		121	
Overvotes:		0		0		0	
Unresolved write-in votes:		10		0		10	

Port of Orcas Commissioner 3

Choice	Party	Absentee Voting		Election Day		Total	
Rick Fant		149	44.74%	0	0.00%	149	44.74%
Mia Kartiganer		184	55.26%	0	0.00%	184	55.26%
Cast Votes:		333	100.00%	0	0.00%	333	100.00%
Undervotes:		38		0		38	
Overvotes:		0		0		0	
Unresolved write-in votes:		1		0		1	

Port of Orcas Commissioner 5

Choice	Party	Absentee Voting		Election Day		Total	
Annalies Schuh		231	100.00%	0	0.00%	231	100.00%
Cast Votes:		231	100.00%	0	0.00%	231	100.00%
Undervotes:		138		0		138	
Overvotes:		0		0		0	
Unresolved write-in votes:		3		0		3	

Precinct Results Report

2023 General Election

Run Time 5:01 PM
Run Date 11/27/2023

San Juan County

2023 General Election

11/7/2023

Page 94

Official Results

Registered Voters
7258 of 14725 = 49.29%

Precincts Reporting
0 of 42 = 0.00%

25 Eastsound South

372 of 811 registered voters = 45.87%

Orcas Island Park & Rec District Commissioner 1

Choice	Party	Absentee Voting	Election Day	Total
Dennis W Dahl		273 100.00%	0 0.00%	273 100.00%
	Cast Votes:	273 100.00%	0 0.00%	273 100.00%
	Undervotes:	98	0	98
	Overvotes:	0	0	0
	Unresolved write-in votes:	1	0	1

Orcas Island Park & Rec District Commissioner 3

Choice	Party	Absentee Voting	Election Day	Total
Asya Eberle		258 100.00%	0 0.00%	258 100.00%
	Cast Votes:	258 100.00%	0 0.00%	258 100.00%
	Undervotes:	114	0	114
	Overvotes:	0	0	0
	Unresolved write-in votes:	0	0	0

SJC Public Hospital District No. 3 Commissioner 1

Choice	Party	Absentee Voting	Election Day	Total
Mark Salierno		236 100.00%	0 0.00%	236 100.00%
	Cast Votes:	236 100.00%	0 0.00%	236 100.00%
	Undervotes:	135	0	135
	Overvotes:	0	0	0
	Unresolved write-in votes:	1	0	1

SJC Public Hospital District No. 3 Commissioner 3

Choice	Party	Absentee Voting	Election Day	Total
Chelsie Guilford		244 100.00%	0 0.00%	244 100.00%
	Cast Votes:	244 100.00%	0 0.00%	244 100.00%
	Undervotes:	127	0	127
	Overvotes:	0	0	0
	Unresolved write-in votes:	1	0	1

Precinct Results Report

2023 General Election

Run Time 5:01 PM
Run Date 11/27/2023

San Juan County

2023 General Election

11/7/2023

Page 95

Official Results

Registered Voters
7258 of 14725 = 49.29%

Precincts Reporting
0 of 42 = 0.00%

25 Eastsound South

372 of 811 registered voters = 45.87%

Eastsound Sewer & Water District Commissioner 1

Choice	Party	Absentee Voting	Election Day	Total
Eric Allan Sturtz		212 100.00%	0 0.00%	212 100.00%
	Cast Votes:	212 100.00%	0 0.00%	212 100.00%
	Undervotes:	158	0	158
	Overvotes:	0	0	0
	Unresolved write-in votes:	2	0	2

Eastsound Sewer & Water District Commissioner 2

Choice	Party	Absentee Voting	Election Day	Total
David B Lowry		247 100.00%	0 0.00%	247 100.00%
	Cast Votes:	247 100.00%	0 0.00%	247 100.00%
	Undervotes:	125	0	125
	Overvotes:	0	0	0
	Unresolved write-in votes:	0	0	0

Eastsound Sewer & Water District Commissioner 4

Choice	Party	Absentee Voting	Election Day	Total
D N Kinsey		244 100.00%	0 0.00%	244 100.00%
	Cast Votes:	244 100.00%	0 0.00%	244 100.00%
	Undervotes:	128	0	128
	Overvotes:	0	0	0
	Unresolved write-in votes:	0	0	0

Eastsound Sewer & Water District Commissioner 5

Choice	Party	Absentee Voting	Election Day	Total
Michael Stolmeier		241 100.00%	0 0.00%	241 100.00%
	Cast Votes:	241 100.00%	0 0.00%	241 100.00%
	Undervotes:	129	0	129
	Overvotes:	0	0	0
	Unresolved write-in votes:	2	0	2

Precinct Results Report

2023 General Election

Run Time 5:01 PM
Run Date 11/27/2023

San Juan County

2023 General Election

11/7/2023

Page 96

Official Results

Registered Voters

7258 of 14725 = 49.29%

Precincts Reporting

0 of 42 = 0.00%

25 Eastsound South

372 of 811 registered voters = 45.87%

SJC Fire Protection District No. 2 - Proposition No. 1 - Restoring Regular Property Tax Levy

Choice	Party	Absentee Voting		Election Day		Total	
Yes		104	29.71%	0	0.00%	104	29.71%
No		246	70.29%	0	0.00%	246	70.29%
Cast Votes:		350	100.00%	0	0.00%	350	100.00%
Undervotes:		22		0		22	
Overvotes:		0		0		0	
Unresolved write-in votes:		0		0		0	

Precinct Results Report

2023 General Election

Run Time 5:01 PM
Run Date 11/27/2023

San Juan County

2023 General Election

11/7/2023

Page 97

Official Results

Registered Voters
7258 of 14725 = 49.29%

Precincts Reporting
0 of 42 = 0.00%

26-A Eastsound

213 of 386 registered voters = 55.18%

Orcas Island School District No. 137 Director 4

Choice	Party	Absentee Voting		Election Day		Total	
Michele Rodriguez		142	100.00%	0	0.00%	142	100.00%
	Cast Votes:	142	100.00%	0	0.00%	142	100.00%
	Undervotes:	63		0		63	
	Overvotes:	0		0		0	
	Unresolved write-in votes:	8		0		8	

Orcas Island School District No. 137 Director 5

Choice	Party	Absentee Voting		Election Day		Total	
Greg White		166	100.00%	0	0.00%	166	100.00%
	Cast Votes:	166	100.00%	0	0.00%	166	100.00%
	Undervotes:	47		0		47	
	Overvotes:	0		0		0	
	Unresolved write-in votes:	0		0		0	

SJC Fire Protection District No. 2 Commissioner 1

Choice	Party	Absentee Voting		Election Day		Total	
Kate Hansen		126	62.38%	0	0.00%	126	62.38%
Toni Knudson		76	37.62%	0	0.00%	76	37.62%
	Cast Votes:	202	100.00%	0	0.00%	202	100.00%
	Undervotes:	11		0		11	
	Overvotes:	0		0		0	
	Unresolved write-in votes:	0		0		0	

SJC Fire Protection District No. 2 Commissioner 2

Choice	Party	Absentee Voting		Election Day		Total	
Brian Ehrmantraut		169	82.44%	0	0.00%	169	82.44%
Alan Stameisen		36	17.56%	0	0.00%	36	17.56%
	Cast Votes:	205	100.00%	0	0.00%	205	100.00%
	Undervotes:	8		0		8	
	Overvotes:	0		0		0	
	Unresolved write-in votes:	0		0		0	

Precinct Results Report

2023 General Election

Run Time 5:01 PM
Run Date 11/27/2023

San Juan County

2023 General Election

11/7/2023

Page 98

Official Results

Registered Voters

7258 of 14725 = 49.29%

Precincts Reporting

0 of 42 = 0.00%

26-A Eastsound

213 of 386 registered voters = 55.18%

SJC Fire Protection District No. 2 Commissioner 3

Choice	Party	Absentee Voting		Election Day		Total	
Randall Gaylord		154	75.49%	0	0.00%	154	75.49%
Nicholas Ion Negulescu		50	24.51%	0	0.00%	50	24.51%
Cast Votes:		204	100.00%	0	0.00%	204	100.00%
Undervotes:		9		0		9	
Overvotes:		0		0		0	
Unresolved write-in votes:		0		0		0	

SJC Fire Protection District No. 2 Commissioner 4

Choice	Party	Absentee Voting		Election Day		Total	
Jim Biddick		138	100.00%	0	0.00%	138	100.00%
Cast Votes:		138	100.00%	0	0.00%	138	100.00%
Undervotes:		65		0		65	
Overvotes:		0		0		0	
Unresolved write-in votes:		10		0		10	

Port of Orcas Commissioner 3

Choice	Party	Absentee Voting		Election Day		Total	
Rick Fant		104	52.00%	0	0.00%	104	52.00%
Mia Kartiganer		96	48.00%	0	0.00%	96	48.00%
Cast Votes:		200	100.00%	0	0.00%	200	100.00%
Undervotes:		13		0		13	
Overvotes:		0		0		0	
Unresolved write-in votes:		0		0		0	

Port of Orcas Commissioner 5

Choice	Party	Absentee Voting		Election Day		Total	
Annalies Schuh		142	100.00%	0	0.00%	142	100.00%
Cast Votes:		142	100.00%	0	0.00%	142	100.00%
Undervotes:		69		0		69	
Overvotes:		0		0		0	
Unresolved write-in votes:		2		0		2	

Precinct Results Report

2023 General Election

Run Time 5:01 PM
Run Date 11/27/2023

San Juan County

2023 General Election

11/7/2023

Page 99

Official Results

Registered Voters
7258 of 14725 = 49.29%

Precincts Reporting
0 of 42 = 0.00%

26-A Eastsound

213 of 386 registered voters = 55.18%

Orcas Island Park & Rec District Commissioner 1

Choice	Party	Absentee Voting	Election Day	Total
Dennis W Dahl		171 100.00%	0 0.00%	171 100.00%
	Cast Votes:	171 100.00%	0 0.00%	171 100.00%
	Undervotes:	42	0	42
	Overvotes:	0	0	0
	Unresolved write-in votes:	0	0	0

Orcas Island Park & Rec District Commissioner 3

Choice	Party	Absentee Voting	Election Day	Total
Asya Eberle		152 100.00%	0 0.00%	152 100.00%
	Cast Votes:	152 100.00%	0 0.00%	152 100.00%
	Undervotes:	61	0	61
	Overvotes:	0	0	0
	Unresolved write-in votes:	0	0	0

SJC Public Hospital District No. 3 Commissioner 1

Choice	Party	Absentee Voting	Election Day	Total
Mark Salierno		149 100.00%	0 0.00%	149 100.00%
	Cast Votes:	149 100.00%	0 0.00%	149 100.00%
	Undervotes:	64	0	64
	Overvotes:	0	0	0
	Unresolved write-in votes:	0	0	0

SJC Public Hospital District No. 3 Commissioner 3

Choice	Party	Absentee Voting	Election Day	Total
Chelsie Guilford		147 100.00%	0 0.00%	147 100.00%
	Cast Votes:	147 100.00%	0 0.00%	147 100.00%
	Undervotes:	66	0	66
	Overvotes:	0	0	0
	Unresolved write-in votes:	0	0	0

Precinct Results Report

2023 General Election

Run Time 5:01 PM
Run Date 11/27/2023

San Juan County

2023 General Election

11/7/2023

Page 100

Official Results

Registered Voters
7258 of 14725 = 49.29%

Precincts Reporting
0 of 42 = 0.00%

26-A Eastsound

213 of 386 registered voters = 55.18%

Eastsound Sewer & Water District Commissioner 1

Choice	Party	Absentee Voting	Election Day	Total
Eric Allan Sturtz		134 100.00%	0 0.00%	134 100.00%
	Cast Votes:	134 100.00%	0 0.00%	134 100.00%
	Undervotes:	78	0	78
	Overvotes:	0	0	0
	Unresolved write-in votes:	1	0	1

Eastsound Sewer & Water District Commissioner 2

Choice	Party	Absentee Voting	Election Day	Total
David B Lowry		147 100.00%	0 0.00%	147 100.00%
	Cast Votes:	147 100.00%	0 0.00%	147 100.00%
	Undervotes:	66	0	66
	Overvotes:	0	0	0
	Unresolved write-in votes:	0	0	0

Eastsound Sewer & Water District Commissioner 4

Choice	Party	Absentee Voting	Election Day	Total
D N Kinsey		150 100.00%	0 0.00%	150 100.00%
	Cast Votes:	150 100.00%	0 0.00%	150 100.00%
	Undervotes:	63	0	63
	Overvotes:	0	0	0
	Unresolved write-in votes:	0	0	0

Eastsound Sewer & Water District Commissioner 5

Choice	Party	Absentee Voting	Election Day	Total
Michael Stolmeier		142 100.00%	0 0.00%	142 100.00%
	Cast Votes:	142 100.00%	0 0.00%	142 100.00%
	Undervotes:	71	0	71
	Overvotes:	0	0	0
	Unresolved write-in votes:	0	0	0

Precinct Results Report

2023 General Election

Run Time 5:01 PM
Run Date 11/27/2023

San Juan County

2023 General Election

11/7/2023

Page 101

Official Results

Registered Voters

7258 of 14725 = 49.29%

Precincts Reporting

0 of 42 = 0.00%

26-A Eastsound

213 of 386 registered voters = 55.18%

SJC Fire Protection District No. 2 - Proposition No. 1 - Restoring Regular Property Tax Levy

Choice	Party	Absentee Voting		Election Day		Total	
Yes		52	25.24%	0	0.00%	52	25.24%
No		154	74.76%	0	0.00%	154	74.76%
Cast Votes:		206	100.00%	0	0.00%	206	100.00%
Undervotes:		7		0		7	
Overvotes:		0		0		0	
Unresolved write-in votes:		0		0		0	

Precinct Results Report

2023 General Election

Run Time 5:01 PM
Run Date 11/27/2023

San Juan County

2023 General Election

11/7/2023

Page 102

Official Results

Registered Voters
7258 of 14725 = 49.29%

Precincts Reporting
0 of 42 = 0.00%

26-B Eastsound

101 of 161 registered voters = 62.73%

Orcas Island School District No. 137 Director 4

Choice	Party	Absentee Voting		Election Day		Total	
Michele Rodriguez		72	100.00%	0	0.00%	72	100.00%
	Cast Votes:	72	100.00%	0	0.00%	72	100.00%
	Undervotes:	29		0		29	
	Overvotes:	0		0		0	
	Unresolved write-in votes:	0		0		0	

Orcas Island School District No. 137 Director 5

Choice	Party	Absentee Voting		Election Day		Total	
Greg White		72	100.00%	0	0.00%	72	100.00%
	Cast Votes:	72	100.00%	0	0.00%	72	100.00%
	Undervotes:	29		0		29	
	Overvotes:	0		0		0	
	Unresolved write-in votes:	0		0		0	

SJC Fire Protection District No. 2 Commissioner 1

Choice	Party	Absentee Voting		Election Day		Total	
Kate Hansen		54	55.67%	0	0.00%	54	55.67%
Toni Knudson		43	44.33%	0	0.00%	43	44.33%
	Cast Votes:	97	100.00%	0	0.00%	97	100.00%
	Undervotes:	2		0		2	
	Overvotes:	0		0		0	
	Unresolved write-in votes:	2		0		2	

SJC Fire Protection District No. 2 Commissioner 2

Choice	Party	Absentee Voting		Election Day		Total	
Brian Ehrmantraut		80	85.11%	0	0.00%	80	85.11%
Alan Stameisen		14	14.89%	0	0.00%	14	14.89%
	Cast Votes:	94	100.00%	0	0.00%	94	100.00%
	Undervotes:	7		0		7	
	Overvotes:	0		0		0	
	Unresolved write-in votes:	0		0		0	

Precinct Results Report

2023 General Election

Run Time 5:01 PM
Run Date 11/27/2023

San Juan County

2023 General Election

11/7/2023

Page 103

Official Results

Registered Voters
7258 of 14725 = 49.29%

Precincts Reporting
0 of 42 = 0.00%

26-B Eastsound

101 of 161 registered voters = 62.73%

SJC Fire Protection District No. 2 Commissioner 3

Choice	Party	Absentee Voting		Election Day		Total	
Randall Gaylord		65	73.03%	0	0.00%	65	73.03%
Nicholas Ion Negulescu		24	26.97%	0	0.00%	24	26.97%
Cast Votes:		89	100.00%	0	0.00%	89	100.00%
Undervotes:		12		0		12	
Overvotes:		0		0		0	
Unresolved write-in votes:		0		0		0	

SJC Fire Protection District No. 2 Commissioner 4

Choice	Party	Absentee Voting		Election Day		Total	
Jim Biddick		63	100.00%	0	0.00%	63	100.00%
Cast Votes:		63	100.00%	0	0.00%	63	100.00%
Undervotes:		31		0		31	
Overvotes:		0		0		0	
Unresolved write-in votes:		7		0		7	

Port of Orcas Commissioner 3

Choice	Party	Absentee Voting		Election Day		Total	
Rick Fant		53	56.99%	0	0.00%	53	56.99%
Mia Kartiganer		40	43.01%	0	0.00%	40	43.01%
Cast Votes:		93	100.00%	0	0.00%	93	100.00%
Undervotes:		8		0		8	
Overvotes:		0		0		0	
Unresolved write-in votes:		0		0		0	

Port of Orcas Commissioner 5

Choice	Party	Absentee Voting		Election Day		Total	
Annalies Schuh		66	100.00%	0	0.00%	66	100.00%
Cast Votes:		66	100.00%	0	0.00%	66	100.00%
Undervotes:		35		0		35	
Overvotes:		0		0		0	
Unresolved write-in votes:		0		0		0	

Precinct Results Report

2023 General Election

Run Time 5:01 PM
Run Date 11/27/2023

San Juan County

2023 General Election

11/7/2023

Page 104

Official Results

Registered Voters
7258 of 14725 = 49.29%

Precincts Reporting
0 of 42 = 0.00%

26-B Eastsound

101 of 161 registered voters = 62.73%

Orcas Island Park & Rec District Commissioner 1

Choice	Party	Absentee Voting	Election Day	Total
Dennis W Dahl		73 100.00%	0 0.00%	73 100.00%
	Cast Votes:	73 100.00%	0 0.00%	73 100.00%
	Undervotes:	28	0	28
	Overvotes:	0	0	0
	Unresolved write-in votes:	0	0	0

Orcas Island Park & Rec District Commissioner 3

Choice	Party	Absentee Voting	Election Day	Total
Asya Eberle		67 100.00%	0 0.00%	67 100.00%
	Cast Votes:	67 100.00%	0 0.00%	67 100.00%
	Undervotes:	34	0	34
	Overvotes:	0	0	0
	Unresolved write-in votes:	0	0	0

SJC Public Hospital District No. 3 Commissioner 1

Choice	Party	Absentee Voting	Election Day	Total
Mark Salierno		67 100.00%	0 0.00%	67 100.00%
	Cast Votes:	67 100.00%	0 0.00%	67 100.00%
	Undervotes:	34	0	34
	Overvotes:	0	0	0
	Unresolved write-in votes:	0	0	0

SJC Public Hospital District No. 3 Commissioner 3

Choice	Party	Absentee Voting	Election Day	Total
Chelsie Guilford		65 100.00%	0 0.00%	65 100.00%
	Cast Votes:	65 100.00%	0 0.00%	65 100.00%
	Undervotes:	36	0	36
	Overvotes:	0	0	0
	Unresolved write-in votes:	0	0	0