

San Juan County Elections
PO Box 638
Friday Harbor WA 98250

Document Title(s):
2024 February Special Election Returns

Grantors: San Juan County
Grantees: San Juan County

Tax Parcel Number(s):

Legal Description: February 13, 2024 Special Election – Canvassing Reports

Reference Auditor File Numbers: 2023-1218001

Oath of Authenticity

STATE OF WASHINGTON)
) ss.
COUNTY OF SAN JUAN)

I solemnly swear that the unofficial returns and supporting documentation of the February Special Election held on February 13, 2024, in San Juan County, State of Washington, are true and correct.

Camolyn Armstrong, Elections Manager



Subscribed and sworn before me this 22nd day of February 2024

Christine Minney, County Legislative Authority (witness)

Certification of the Canvassing Board

STATE OF WASHINGTON)
) ss.
COUNTY OF SAN JUAN)

The undersigned officers designated by law as constituting the Canvassing Board for the County of San Juan, State of Washington, hereby certify that this is a full, true, and correct copy of the Abstract of Votes including the cumulative results, precinct results, and reconciliation report of votes cast at the February Special Election held on February 13, 2024, in San Juan County, State of Washington, and that the following are the true and reconciled numbers of voters and votes counted.

Witness our hands and official seal this 23rd day of February 21, 2024



Heather Lee, County Chief Deputy Auditor

Christine Minney, County Legislative Authority (witness)

Amy Vira – Prosecuting Attorney (witness)



SAN JUAN COUNTY WASHINGTON

Natasha K. Warmenhoven, County Auditor
 Camolyn Armstrong, Elections Manager
 55 Second St · PO Box 638
 Friday Harbor, WA 98250
 360-378-3357
Sanjuancountywa.gov/Elections

Canvassing Board Review and Certification Meetings February 13, 2024, February Special Election

February 22, 2024 — Review

Attendees:

Heather Lee, San Juan County Chief Deputy Auditor
 Christine Minney – San Juan County Council Chair
 Amy Vira – San Juan County Prosecuting Attorney
 Camolyn Armstrong – Elections Manager
 Alyssa Slagle – Administrative Specialist

Chief Deputy Auditor Lee called the Canvassing Board review meeting to order at 8:35 am on Thursday, February 22, 2024, at the San Juan County Elections office. Ms. Armstrong began with the Oath of Authenticity. Council Chair Minney and Elections Manager Ms. Armstrong both signed the Oath.

5,254 Ballots received. 58 ballots challenged. 43% voter return.

Canvassing Board members reviewed challenged envelopes and ballots as follows:

Challenged Envelopes	Total to Canvass	Accepted	Rejected
No Signature	15	0	15
Mismatch Signature	17	5	12
Late Return – Mail	26	0	26

Challenged Ballots	Total to Canvass	Accepted	Rejected
Total Challenged Ballots - Voter Intent	0	0	0
Only ballot – No voter or declaration received	1	0	1

Total to Canvass	59		
------------------	----	--	--

The Canvassing Board reviewed 15 envelopes with no signature and rejected all.

The Canvassing Board reviewed 17 envelopes with mismatched signature and accepted 5 and rejected 12.

Ms. Armstrong detailed the best practices for the challenged ballots. The voter is contacted by phone or email when a declaration is not signed, or the signature does not match. The voter is mailed a signature cure form to sign and return by the day before certification. The voters with a challenged ballot are also contacted again 3-days prior to certification if their cure form has not been received.

There were 26 late ballots reviewed and rejected. Ms. Armstrong detailed the process of notifying the voter that they have returned a late ballot and inform them of their options to return future ballots on time.

The meeting was adjourned at 9:00 am with notice that the Canvassing Board would reconvene Friday, February 23, 2024, at 8:30 am at the Elections office to certify the election.

February 23, 2024 - Certification

Attendees:

- Heather Lee, San Juan County Chief Deputy Auditor
- Christine Minney – San Juan County Council Chair
- Amy Vira – San Juan County Prosecuting Attorney
- Camolyn Armstrong – Elections Manager
- Alyssa Slagle – Administrative Specialist

Chief Deputy Auditor Lee called the Canvassing Board Certification Meeting to order at 8:35 am on Friday, February 23, 2024, at the San Juan County Elections office.

Ms. Armstrong reviewed an updated status of challenged ballots accepted by the canvassing board and cure forms received through 4:30 pm, February 22.

Ballots issued: 12,177; Registered voters: 12,001; Ballots received: 5,269; Ballots accepted: 5,220.

Ms. Armstrong notes a discrepancy between ballots received and ballots accepted on the reconciliation form. She notes an issue with 1 ballot that would not register with VoteWA. She is waiting for a response from VoteWA to rectify this issue. The ballot was counted and processed on our side but has not been officially resolved with VoteWA.

Challenged Envelopes	Total to Canvass	Accepted	Rejected
No Signature	15	0	14
<i>Cure forms received & processed</i>	1		
<i>Outstanding balance (letters sent to voters, no response)</i>	14		
Mismatch Signature	17	0	10
<i>Cure forms received & processed/Accepted by Canvass Board</i>	7		
<i>Outstanding balance (letters sent to voters, no response)</i>	10		
Late Return – Mail	26	0	26
		Total Rejected	__50__

Ms. Armstrong presented the following documents to the Canvassing Board members for review:

- VoteWA Reconciliation Form
- VoteWA Reconciliation Report

Official Precinct Report
Official Cumulative Report
Post-Election Audit Report
San Juan Island School District No. 149 – Proposition No. 1 – Capital Levy for School Facilities & Technology Abstract
Orcas Island School District No. 137 - Proposition No. 1 - School Programs and Operations Replacement Levy Abstract

Canvassing Board members reviewed the reports. Ms. Armstrong explained how the numbers on the reports were obtained.

The meeting was adjourned at 8:45 am.

Respectfully submitted,

DocuSigned by:

37CE0F874A8D472...
Heather Lee, SJC Chief Deputy Auditor

Approved:

DocuSigned by:

37CE0F874A8D472...
Heather Lee, SJC Chief Deputy Auditor

DocuSigned by:

E39795CE37E6430...
Christine Minnie, SJC Council Chair

DocuSigned by:

8D8DD9274C6542B...
Amy Vira, SJC Prosecuting Attorney



SAN JUAN COUNTY
WASHINGTON

Natasha K. Warmenhoven, County Auditor

Camolyn Armstrong, Elections Manager

55 Second St · PO Box 638

Friday Harbor, WA 98250

(360) 378-3357

Sanjuancountywa.gov/elections

February Special Election – February 13, 2024
Canvass Board Meeting - Certification of Election
Friday, February 23, 2024

Canvass Board Members Present:

Heather Lee, Chief Deputy Auditor	Ballots issued:	12,177		
Christine Minnie, SJC Councilmember	Registered Voters:	12,001		
Amy Vira, Prosecuting Attorney	Ballots received:	5,269		
	Ballots accepted:	5,220	43%	Return

Challenged Envelopes	Total to Canvass	Accepted	Rejected
No Signature received	15		14
<i>Cure forms received and processed</i>	1		
<i>Outstanding balance (letters sent to voters, no response)</i>	14		
Mismatch Signature	17		10
<i>Cure forms received and processed and accepted by Canvass</i>	7		
<i>Outstanding balance (letters sent to voters, no response)</i>	10		
Late Return – Mail	26	0	26

Total Challenged Envelopes sent to Canvass **58**

Total Rejected **50**

San Juan County Auditor Signature:

Heather Lee, Chief Deputy Auditor




San Juan County Canvass Board
Review of Late Mailed Ballots

San Juan County Canvass Board
February 13, 2024 Special Elections

On February 22, 2024, the Canvass Board reviewed 26 envelopes with late postmarks.

_____ envelopes were accepted as timely and

26 envelopes were rejected as late by the Canvass Board.



Heather Lee, SJC Chief Deputy Auditor (witness)

February 22, 2024



Christine Minney, SJC Councilmember (witness)

February 22, 2024



Amy Vira, SJC Prosecuting Attorney (witness)

February 22, 2024

Cumulative Report

2024 February Special

Run Time 5:40 PM

Run Date 02/22/2024

San Juan County

February Special Election

2/13/2024

Page 1

Official Results**Registered Voters**

5220 of 12001 = 43.50%

Precincts Reporting

0 of 18 = 0.00%

San Juan Island School District No. 149

Choice	Party	Absentee Voting		Early Voting		Election Day Voting		Total	
Yes		2,223	76.52%	62	63.27%	0	0.00%	2,285	76.09%
No		682	23.48%	36	36.73%	0	0.00%	718	23.91%
Cast Votes:		2,905	100.00%	98	100.00%	0	0.00%	3,003	100.00%
Undervotes:		5		0		0		5	
Overvotes:		0		0		0		0	

Orcas Island School District No. 137

Choice	Party	Absentee Voting		Early Voting		Election Day Voting		Total	
Yes		1,686	76.43%	3	100.00%	0	0.00%	1,689	76.46%
No		520	23.57%	0	0.00%	0	0.00%	520	23.54%
Cast Votes:		2,206	100.00%	3	100.00%	0	0.00%	2,209	100.00%
Undervotes:		3		0		0		3	
Overvotes:		0		0		0		0	

*** End of report ***

Reconciliation Form

Data entry

General information	
County name	San Juan
Election date	2/13/2024

Registered voters eligible to participate	
Number of ACTIVE registered voters	12,001
Number of INACTIVE registered voters	858
Total registered voters eligible to participate	12,859

VoteWA	
How many voters were credited in VoteWA?	5,220
How many envelopes without ballots were credited, including ballots of other elections?	-
How many valid voters were NOT credited in VoteWA (ACP, FWAB)?	
Adjusted number of valid voters	5,220

Ballots issued	
What was the total number of ballots issued?	12,177
Of the total number above, how many UOCAVA ballots were issued?	261
Of the total number above, how many provisional ballots were issued?	-
Of the total number above, how many DRE ballots were issued?	-

Voted ballots received	
How many voted ballots (in total) did you receive?	5,270
Of the number above, how many UOCAVA ballots did you receive?	24
Of the number above, how many Federal write-in ballots did you receive?	-
Of the number above, how many provisional ballots did you receive?	-
Of the number above, how DRE ballots were cast?	-

Ballots Accepted	
How many ballots (in total) were counted/tabulated?	5,220
Of the number above, how many UOCAVA ballots were counted/tabulated?	24
Of the number above, how many Federal Write-in ballots were counted/tabulated?	-
Of the number above, how many provisional ballots were counted/tabulated?	-
Of the number above, how many DRE ballots were counted/tabulated?	-

Ballots NOT Counted/Tabulated	
Forwarded ballots	
Total ballots forwarded to other counties?	-
Of the total number above, how many of the forwarded ballots were provisional ballots?	-
Of the total number above, how many of the forwarded ballots were late transfer?	-
Rejected ballots	
Total ballots rejected	50
Of the total above, how many were rejected because of a missing signature?	14
Of the total above, how many were rejected because of the signature didn't match?	10

Of the total above, how many were rejected because of the ballot was Postmarked too late?	26
Of the total above, how many were rejected because they were returned electronically and no hardcopy was received?	-
Of the total above, how many were rejected other reasons?	-
Total UOCAVA ballots rejected	-
Of the total above, how many were rejected because of a missing signature?	-
Of the total above, how many were rejected because of the signature didn't match?	-
Of the total above, how many were rejected because of the ballot was Postmarked too late?	-
Of the total above, how many were rejected other reasons?	-
Total Federal Write-in Absentee ballots rejected	-
Of the total above, how many were rejected because of a missing signature?	-
Of the total above, how many were rejected because of the signature didn't match?	-
Of the total above, how many were rejected because of the ballot was Postmarked too late?	-
Of the total above, how many were rejected other reasons?	-
Total provisional ballots rejected	-
Of the total above, how many were rejected because of a missing signature?	-
Of the total above, how many were rejected because of the signature didn't match?	-
Of the total above, how many were rejected because of the ballot was Postmarked too late?	-
Of the total above, how many were rejected other reasons?	-
Total DRE ballots rejected	-

Additional Information

Replacement Ballots

How many replacement ballots were requested?	109
How many replacement ballots were issued?	108
How many replacement ballots were received?	31
How many replacement ballots were counted?	31
How many replacement ballots were rejected?	-

Ballot generation method

How many ballots were generated through VoteWA?	30
How many ballots were generated through other online programs?	-
How many ballots were generated through a PDF originating from the county?	-
How many non-UOCAVA ballots were issued by email, fax, or online program?	5

Ballots returned

In total, how many ballots were returned by E-mail?	13
In total, how many ballots were returned by fax?	-
How many non-UOCAVA ballots were returned by E-Mail or fax?	3
How many ballots were deposited at staffed or unstaffed deposit sites and voting centers?	2,756

AVU

Please provide an estimate of the number of paper ballots printed by AVU -

Signature

Report prepared by

Camolyn Armstrong

Date

02/23/24

Contact number

360-370-7563

Completing this form fulfils the requirements in RCW 29A.60.235 and 2011 c 10 s 62

**ABSTRACT OF 2024 FEBRUARY SPECIAL ELECTION RETURNS
SAN JUAN COUNTY, WASHINGTON**

February 13, 2024, Special Election


**San Juan Island School District No. 149
Proposition No. 1 – Capital Levy for School Facilities & Technology**

	2024 Active Registered Voters	Votes Cast	Yes	No
Total	7,130	3,003	2,285	718

Proposition No. 1 passed with a 76.09% approval of the total number of votes cast (a 50% plus one vote was required to pass).

STATE OF WASHINGTON }
COUNTY OF SAN JUAN }


I do solemnly swear that the above is a full, true and correct returns of the above election, and they have not been altered by additions or erasures and that they are the same as when received in my office.

Attest:  02/23/2024
Heather Lee Date
San Juan County Chief Deputy Auditor

STATE OF WASHINGTON }
COUNTY OF SAN JUAN }

The undersigned, being designated by the canvassing board of election returns for and in the County of San Juan, State of Washington; do hereby certify that the foregoing is a true, full and correct abstract of votes polled in San Juan Island School District No. 149 at the February Special Election held on February 13, 2024.

**ABSTRACT OF SPECIAL ELECTION RETURNS
San Juan Island School District No. 149**

Attest:  2/23/2024
Camolyn Armstrong Date
San Juan County Elections Manager

**ABSTRACT OF 2024 FEBRUARY SPECIAL ELECTION RETURNS
SAN JUAN COUNTY, WASHINGTON**

February 13, 2024, Special Election

**Orcas Island School District No. 137
Proposition No. 1 – School Programs and Operations Replacement Levy**

	2024 Active Registered Voters	Votes Cast	Yes	No
Total	4,871	2,209	1,689	520

Proposition No. 1 passed with a 76.46% approval of the total number of votes cast (a 50% plus one vote was required to pass).

STATE OF WASHINGTON }
COUNTY OF SAN JUAN }

I do solemnly swear that the above is a full, true and correct returns of the above election, and they have not been altered by additions or erasures and that they are the same as when received in my office.

Attest:  02/23/2024
Heather Lee Date
San Juan County Chief Deputy Auditor

STATE OF WASHINGTON }
COUNTY OF SAN JUAN }

The undersigned, being designated by the canvassing board of election returns for and in the County of San Juan, State of Washington; do hereby certify that the foregoing is a true, full and correct abstract of votes polled in Orcas Island School District No. 137 at the February Special Election held on February 13, 2024.

**ABSTRACT OF SPECIAL ELECTION RETURNS
Orcas Island School District No. 137**

 2/23/2024
Camolyn Armstrong Date
San Juan County Elections Manager

Precinct Report

2024 February Special

Run Time 5:40 PM
Run Date 02/22/2024

San Juan County

February Special Election

2/13/2024

Page 1

Official Results

Registered Voters
5220 of 12001 = 43.50%

Precincts Reporting
0 of 18 = 0.00%

101 Friday Harbor N

373 of 1,100 registered voters = 33.91%

San Juan Island School District No. 149

Choice	Party	Absentee Voting		Early Voting		Election Day Voting		Total	
Yes		295	80.60%	5	71.43%	0	0.00%	300	80.43%
No		71	19.40%	2	28.57%	0	0.00%	73	19.57%
Cast Votes:		366	100.00%	7	100.00%	0	0.00%	373	100.00%
Undervotes:		0		0		0		0	
Overvotes:		0		0		0		0	

Precinct Report

2024 February Special

Run Time 5:40 PM
Run Date 02/22/2024

San Juan County

February Special Election

2/13/2024

Page 2

Official Results

Registered Voters
5220 of 12001 = 43.50%

Precincts Reporting
0 of 18 = 0.00%

102 Friday Harbor S

306 of 789 registered voters = 38.78%

San Juan Island School District No. 149

Choice	Party	Absentee Voting		Early Voting		Election Day Voting		Total	
Yes		241	81.42%	8	88.89%	0	0.00%	249	81.64%
No		55	18.58%	1	11.11%	0	0.00%	56	18.36%
Cast Votes:		296	100.00%	9	100.00%	0	0.00%	305	100.00%
Undervotes:		1		0		0		1	
Overvotes:		0		0		0		0	

Precinct Report

2024 February Special

Run Time 5:40 PM
Run Date 02/22/2024

San Juan County

February Special Election

2/13/2024

Page 3

Official Results

Registered Voters
5220 of 12001 = 43.50%

Precincts Reporting
0 of 18 = 0.00%

11 San Juan SE

297 of 571 registered voters = 52.01%

San Juan Island School District No. 149

Choice	Party	Absentee Voting		Early Voting		Election Day Voting		Total	
Yes		223	76.63%	1	20.00%	0	0.00%	224	75.68%
No		68	23.37%	4	80.00%	0	0.00%	72	24.32%
Cast Votes:		291	100.00%	5	100.00%	0	0.00%	296	100.00%
Undervotes:		1		0		0		1	
Overvotes:		0		0		0		0	

Precinct Report

2024 February Special

Run Time 5:40 PM
Run Date 02/22/2024

San Juan County

February Special Election

2/13/2024

Page 4

Official Results

Registered Voters
5220 of 12001 = 43.50%

Precincts Reporting
0 of 18 = 0.00%

12 San Juan SW

382 of 846 registered voters = 45.15%

San Juan Island School District No. 149

Choice	Party	Absentee Voting		Early Voting		Election Day Voting		Total	
Yes		277	77.37%	19	82.61%	0	0.00%	296	77.69%
No		81	22.63%	4	17.39%	0	0.00%	85	22.31%
Cast Votes:		358	100.00%	23	100.00%	0	0.00%	381	100.00%
Undervotes:		1		0		0		1	
Overvotes:		0		0		0		0	

Precinct Report

2024 February Special

Run Time 5:40 PM
Run Date 02/22/2024

San Juan County

February Special Election

2/13/2024

Page 5

Official Results

Registered Voters
5220 of 12001 = 43.50%

Precincts Reporting
0 of 18 = 0.00%

13 San Juan CTRL

401 of 1,015 registered voters = 39.51%

San Juan Island School District No. 149

Choice	Party	Absentee Voting		Early Voting		Election Day Voting		Total	
Yes		292	74.68%	5	55.56%	0	0.00%	297	74.25%
No		99	25.32%	4	44.44%	0	0.00%	103	25.75%
Cast Votes:		391	100.00%	9	100.00%	0	0.00%	400	100.00%
Undervotes:		1		0		0		1	
Overvotes:		0		0		0		0	

Precinct Report

2024 February Special

Run Time 5:40 PM
Run Date 02/22/2024

San Juan County

February Special Election

2/13/2024

Page 6

Official Results

Registered Voters

5220 of 12001 = 43.50%

Precincts Reporting

0 of 18 = 0.00%

14 San Juan West

410 of 900 registered voters = 45.56%

San Juan Island School District No. 149

Choice	Party	Absentee Voting		Early Voting		Election Day Voting		Total	
Yes		292	73.55%	4	30.77%	0	0.00%	296	72.20%
No		105	26.45%	9	69.23%	0	0.00%	114	27.80%
Cast Votes:		397	100.00%	13	100.00%	0	0.00%	410	100.00%
Undervotes:		0		0		0		0	
Overvotes:		0		0		0		0	

Precinct Report

2024 February Special

Run Time 5:40 PM
Run Date 02/22/2024

San Juan County

February Special Election

2/13/2024

Page 7

Official Results

Registered Voters
5220 of 12001 = 43.50%

Precincts Reporting
0 of 18 = 0.00%

15 San Juan North

335 of 762 registered voters = 43.96%

San Juan Island School District No. 149

Choice	Party	Absentee Voting		Early Voting		Election Day Voting		Total	
Yes		220	68.75%	9	64.29%	0	0.00%	229	68.56%
No		100	31.25%	5	35.71%	0	0.00%	105	31.44%
Cast Votes:		320	100.00%	14	100.00%	0	0.00%	334	100.00%
Undervotes:		1		0		0		1	
Overvotes:		0		0		0		0	

Precinct Report

2024 February Special

Run Time 5:40 PM

Run Date 02/22/2024

San Juan County

February Special Election

2/13/2024

Page 8

Official Results

Registered Voters

5220 of 12001 = 43.50%

Precincts Reporting

0 of 18 = 0.00%

16 San Juan East

326 of 745 registered voters = 43.76%

San Juan Island School District No. 149

Choice	Party	Absentee Voting		Early Voting		Election Day Voting		Total	
Yes		256	81.53%	8	66.67%	0	0.00%	264	80.98%
No		58	18.47%	4	33.33%	0	0.00%	62	19.02%
Cast Votes:		314	100.00%	12	100.00%	0	0.00%	326	100.00%
Undervotes:		0		0		0		0	
Overvotes:		0		0		0		0	

Precinct Report

2024 February Special

Run Time 5:40 PM
Run Date 02/22/2024

San Juan County

February Special Election

2/13/2024

Page 9

Official Results

Registered Voters
5220 of 12001 = 43.50%

Precincts Reporting
0 of 18 = 0.00%

17 Turn Point

178 of 402 registered voters = 44.28%

San Juan Island School District No. 149

Choice	Party	Absentee Voting		Early Voting		Election Day Voting		Total	
Yes		127	73.84%	3	50.00%	0	0.00%	130	73.03%
No		45	26.16%	3	50.00%	0	0.00%	48	26.97%
Cast Votes:		172	100.00%	6	100.00%	0	0.00%	178	100.00%
Undervotes:		0		0		0		0	
Overvotes:		0		0		0		0	

Precinct Report

2024 February Special

Run Time 5:40 PM
Run Date 02/22/2024

San Juan County

February Special Election

2/13/2024

Page 10

Official Results

Registered Voters
5220 of 12001 = 43.50%
Precincts Reporting
0 of 18 = 0.00%

20 Waldron & Outer Is

55 of 119 registered voters = 46.22%

Orcas Island School District No. 137

Choice	Party	Absentee Voting		Early Voting		Election Day Voting		Total	
Yes		53	96.36%	0	0.00%	0	0.00%	53	96.36%
No		2	3.64%	0	0.00%	0	0.00%	2	3.64%
Cast Votes:		55	100.00%	0	0.00%	0	0.00%	55	100.00%
Undervotes:		0		0		0		0	
Overvotes:		0		0		0		0	

Precinct Report

2024 February Special

Run Time 5:40 PM
Run Date 02/22/2024

San Juan County

February Special Election

2/13/2024
Page 11

Official Results

Registered Voters
5220 of 12001 = 43.50%
Precincts Reporting
0 of 18 = 0.00%

21 Orcas North

221 of 507 registered voters = 43.59%

Orcas Island School District No. 137

Choice	Party	Absentee Voting		Early Voting		Election Day Voting		Total	
Yes		164	74.21%	0	0.00%	0	0.00%	164	74.21%
No		57	25.79%	0	0.00%	0	0.00%	57	25.79%
Cast Votes:		221	100.00%	0	0.00%	0	0.00%	221	100.00%
Undervotes:		0		0		0		0	
Overvotes:		0		0		0		0	

Precinct Report

2024 February Special

Run Time 5:40 PM
Run Date 02/22/2024

San Juan County

February Special Election

2/13/2024

Page 12

Official Results

Registered Voters
5220 of 12001 = 43.50%

Precincts Reporting
0 of 18 = 0.00%

22 Orcas West

306 of 642 registered voters = 47.66%

Orcas Island School District No. 137

Choice	Party	Absentee Voting		Early Voting		Election Day Voting		Total	
Yes		226	74.10%	0	0.00%	0	0.00%	226	74.10%
No		79	25.90%	0	0.00%	0	0.00%	79	25.90%
Cast Votes:		305	100.00%	0	0.00%	0	0.00%	305	100.00%
Undervotes:		1		0		0		1	
Overvotes:		0		0		0		0	

Precinct Report

2024 February Special

Run Time 5:40 PM
Run Date 02/22/2024

San Juan County

February Special Election

2/13/2024

Page 13

Official Results

Registered Voters
5220 of 12001 = 43.50%

Precincts Reporting
0 of 18 = 0.00%

23 Orcas CTRL

317 of 642 registered voters = 49.38%

Orcas Island School District No. 137

Choice	Party	Absentee Voting		Early Voting		Election Day Voting		Total	
Yes		229	72.24%	0	0.00%	0	0.00%	229	72.24%
No		88	27.76%	0	0.00%	0	0.00%	88	27.76%
Cast Votes:		317	100.00%	0	0.00%	0	0.00%	317	100.00%
Undervotes:		0		0		0		0	
Overvotes:		0		0		0		0	

Precinct Report

2024 February Special

Run Time 5:40 PM

Run Date 02/22/2024

San Juan County

February Special Election

2/13/2024

Page 14

Official Results

Registered Voters
5220 of 12001 = 43.50%

Precincts Reporting
0 of 18 = 0.00%

24 Orcas South

237 of 513 registered voters = 46.20%

Orcas Island School District No. 137

Choice	Party	Absentee Voting		Early Voting		Election Day Voting		Total	
Yes		189	80.77%	2	100.00%	0	0.00%	191	80.93%
No		45	19.23%	0	0.00%	0	0.00%	45	19.07%
Cast Votes:		234	100.00%	2	100.00%	0	0.00%	236	100.00%
Undervotes:		1		0		0		1	
Overvotes:		0		0		0		0	

Precinct Report

2024 February Special

Run Time 5:40 PM

Run Date 02/22/2024

San Juan County

February Special Election

2/13/2024

Page 15

Official Results

Registered Voters

5220 of 12001 = 43.50%

Precincts Reporting

0 of 18 = 0.00%

25 Eastsound North

320 of 828 registered voters = 38.65%

Orcas Island School District No. 137

Choice	Party	Absentee Voting		Early Voting		Election Day Voting		Total	
Yes		261	81.82%	0	0.00%	0	0.00%	261	81.82%
No		58	18.18%	0	0.00%	0	0.00%	58	18.18%
Cast Votes:		319	100.00%	0	0.00%	0	0.00%	319	100.00%
Undervotes:		1		0		0		1	
Overvotes:		0		0		0		0	

Precinct Report

2024 February Special

Run Time 5:40 PM

Run Date 02/22/2024

San Juan County

February Special Election

2/13/2024

Page 16

Official Results

Registered Voters

5220 of 12001 = 43.50%

Precincts Reporting

0 of 18 = 0.00%

26 Eastsound

279 of 571 registered voters = 48.86%

Orcas Island School District No. 137

Choice	Party	Absentee Voting		Early Voting		Election Day Voting		Total	
Yes		199	71.33%	0	0.00%	0	0.00%	199	71.33%
No		80	28.67%	0	0.00%	0	0.00%	80	28.67%
Cast Votes:		279	100.00%	0	0.00%	0	0.00%	279	100.00%
Undervotes:		0		0		0		0	
Overvotes:		0		0		0		0	

Precinct Report

2024 February Special

Run Time 5:40 PM
Run Date 02/22/2024

San Juan County

February Special Election

2/13/2024

Page 17

Official Results

Registered Voters
5220 of 12001 = 43.50%

Precincts Reporting
0 of 18 = 0.00%

27 Orcas East

452 of 992 registered voters = 45.56%

Orcas Island School District No. 137

Choice	Party	Absentee Voting		Early Voting		Election Day Voting		Total	
Yes		345	76.33%	0	0.00%	0	0.00%	345	76.33%
No		107	23.67%	0	0.00%	0	0.00%	107	23.67%
Cast Votes:		452	100.00%	0	0.00%	0	0.00%	452	100.00%
Undervotes:		0		0		0		0	
Overvotes:		0		0		0		0	

Precinct Report

2024 February Special

Run Time 5:40 PM
Run Date 02/22/2024

San Juan County

February Special Election

2/13/2024

Page 18

Official Results

Registered Voters
5220 of 12001 = 43.50%

Precincts Reporting
0 of 18 = 0.00%

28 Blakely & Outer Is

25 of 57 registered voters = 43.86%

Orcas Island School District No. 137

Choice	Party	Absentee Voting		Early Voting		Election Day Voting		Total	
Yes		20	83.33%	1	100.00%	0	0.00%	21	84.00%
No		4	16.67%	0	0.00%	0	0.00%	4	16.00%
Cast Votes:		24	100.00%	1	100.00%	0	0.00%	25	100.00%
Undervotes:		0		0		0		0	
Overvotes:		0		0		0		0	

*** End of report ***

Cumulative Report

2024 February Special

Run Time 5:40 PM
Run Date 02/22/2024

San Juan County

February Special Election

2/13/2024

Page 1

Official Results

Registered Voters
5220 of 12001 = 43.50%
Precincts Reporting
0 of 18 = 0.00%

San Juan Island School District No. 149

Choice	Party	Absentee Voting		Early Voting		Election Day Voting		Total	
Yes		2,223	76.52%	62	63.27%	0	0.00%	2,285	76.09%
No		682	23.48%	36	36.73%	0	0.00%	718	23.91%
Cast Votes:		2,905	100.00%	98	100.00%	0	0.00%	3,003	100.00%
Undervotes:		5		0		0		5	
Overvotes:		0		0		0		0	

Orcas Island School District No. 137

Choice	Party	Absentee Voting		Early Voting		Election Day Voting		Total	
Yes		1,686	76.43%	3	100.00%	0	0.00%	1,689	76.46%
No		520	23.57%	0	0.00%	0	0.00%	520	23.54%
Cast Votes:		2,206	100.00%	3	100.00%	0	0.00%	2,209	100.00%
Undervotes:		3		0		0		3	
Overvotes:		0		0		0		0	

*** End of report ***

Manual Count of Random Groups - Post Election Audit


Date of Election: February 13, 2024 Special Election

Race to be counted: San Juan Island School District No. 149

Response	Batch 190	Batch 191	Batch 194	Batch 198	Batch 197	Batch 198	Manual Totals	Machine Totals
Yes	43	35	28	34	33		208	208
No	7	15	12	4	15		64	64
Undervotes								
Overvotes								

Explain any discrepancies : _____

Manual Audit matched machine count: Yes; No

Audit results certified by: 

Elections Manager: _____ Date Feb 14, 2024

Camolyn Armstrong

Manual Count of Random Groups - Post Election Audit

Date of Election: February 13, 2024 Special Election Batch 197

Race to be counted: San Juan Island School District No. 149

Response	Count Team 1	Count Team 2		Manual Totals
Yes	34	34		
No	4	4		
Undervotes				
Overvotes				

Audit results processed by:

Count Team 1:

Sign 1. *D. Buganski* Date 2-14-24

Sign 2. *D. Heenan* Date 2/14/24

Count Team 2:

Sign 1. *R. D. Heenan* Date 2-14-24

Sign 2. *S. Buganski* Date 2-14-24

Manual Count of Random Groups - Post Election Audit

Date of Election: February 13, 2024 Special Election Batch 195

Race to be counted: San Juan Island School District No. 149

Response	Count Team 1	Count Team 2		Manual Totals
Yes	28			
No	12			
Undervotes				
Overvotes				

Audit results processed by:

Count Team 1:

Sign 1. RD Heer Date 2-14-24

Sign 2. J Buganick Date 2-14-24

Count Team 2:

Sign 1. Double Count Date 2/14/24

Sign 2. _____ Date _____

Manual Count of Random Groups - Post Election Audit

Date of Election: February 13, 2024 Special Election Batch 194

Race to be counted: San Juan Island School District No. 149

Response	Count Team 1	Count Team 2		Manual Totals
Yes	35			
No	11			
Undervotes	0			
Overvotes	0			

Audit results processed by:

Count Team 1:

Sign 1. *D. Buganski* Date 2-14-24

Sign 2. *D. Seiner* Date 2/14/24

Count Team 2:

Sign 1. *[Signature]* *Double count* Date 2/14/24

Sign 2. _____ Date _____

Manual Count of Random Groups - Post Election Audit

Date of Election: February 13, 2024 Special Election Batch 191

Race to be counted: San Juan Island School District No. 149

Response	Count Team 1	Count Team 2		Manual Totals
Yes	35	35		
No	15	15		
Undervotes				
Overvotes				

Audit results processed by:

Count Team 1:

Sign 1. *I. Buganski* Date 2-14-24

Sign 2. *D. Heeren* Date 2/14/24

Count Team 2:

Sign 1. *R. Heeren* Date 2-14-24

Sign 2. *I. Buganski* Date 2-14-24

Manual Count of Random Groups - Post Election Audit

Date of Election: February 13, 2024 Special Election Batch 198

Race to be counted: **San Juan Island School District No. 149**

Response	Count Team 1	Count Team 2	Manual Totals
Yes	33		
No	15		
Undervotes			
Overvotes			

Audit results processed by:

Count Team 1:

Sign 1. RJ Herz Date 2-14-24

Sign 2. J Buganski Date 2-14-24

Count Team 2:

Sign 1. J Buganski Date 2-14-24

Sign 2. 2. Herz Date 2/14/24

Cumulative Report

2024 February Special

Run Time 12:58 PM
Run Date 02/14/2024

San Juan County

February Special Election

2/13/2024

Page 1

Unofficial Results

Registered Voters
4080 of 12001 = 34.00%
Precincts Reporting
0 of 18 = 0.00%

San Juan Island School District No. 149

Choice	Party	Absentee Voting		Early Voting		Election Day Voting		Total	
Yes		1,799	76.36%	62	63.27%	0	0.00%	1,861	75.84%
No		557	23.64%	36	36.73%	0	0.00%	593	24.16%
Cast Votes:		2,356	100.00%	98	100.00%	0	0.00%	2,454	100.00%
Undervotes:		4		0		0		4	
Overvotes:		0		0		0		0	

Orcas Island School District No. 137

Choice	Party	Absentee Voting		Early Voting		Election Day Voting		Total	
Yes		1,222	75.53%	3	100.00%	0	0.00%	1,225	75.57%
No		396	24.47%	0	0.00%	0	0.00%	396	24.43%
Cast Votes:		1,618	100.00%	3	100.00%	0	0.00%	1,621	100.00%
Undervotes:		1		0		0		1	
Overvotes:		0		0		0		0	

*** End of report ***

Cumulative Report

San Juan County

Unofficial Results

2024 February Special

February Special Election

Registered Voters

4380 of 12001 = 36.50%

Precincts Reporting

0 of 18 = 0.00%

Run Time 12:59 PM

2/13/2024

Run Date 02/14/2024

Page 1

San Juan Island School District No. 149

Choice	Party	Absentee Voting		Early Voting		Election Day Voting		Total		
Yes		2,007	76.37%	-1799	62	63.27%	0	0.00%	2,069	75.90%
No		621	23.63%	-557	36	36.73%	0	0.00%	657	24.10%
Cast Votes:		2,628	100.00%		98	100.00%	0	0.00%	2,726	100.00%
Undervotes:		4			0		0		4	
Overvotes:		0			0		0		0	

Orcas Island School District No. 137

Choice	Party	Absentee Voting		Early Voting		Election Day Voting		Total		
Yes		1,242	75.46%		3	100.00%	0	0.00%	1,245	75.50%
No		404	24.54%		0	0.00%	0	0.00%	404	24.50%
Cast Votes:		1,646	100.00%		3	100.00%	0	0.00%	1,649	100.00%
Undervotes:		1			0		0		1	
Overvotes:		0			0		0		0	

*** End of report ***