

Oath of Authenticity

STATE OF WASHINGTON)
) ss.
COUNTY OF SAN JUAN)

I solemnly swear that the unofficial returns and supporting documentation of the 2024 Presidential Primary held on March 12, 2024, in San Juan County, State of Washington, are true and correct.





Camolyn Armstrong, Elections Manager

3/21/24

Subscribed and sworn before me this 21st day of March 2024



Cindy Wolf, County Legislative Authority (witness)


Certification of the Canvassing Board

STATE OF WASHINGTON)
) ss.
COUNTY OF SAN JUAN)


The undersigned officers designated by law as constituting the Canvassing Board for the County of San Juan, State of Washington, hereby certify that this is a full, true, and correct copy of the Abstract of Votes including the cumulative results, precinct results, and reconciliation report of votes cast at the 2024 Presidential Primary held on March 12, 2024, in San Juan County, State of Washington, and that the following are the true and reconciled numbers of voters and votes counted.

Witness our hands and official seal this 22nd day of March 2024





Natasha Warmenhoven, County Auditor



Cindy Wolf, County Legislative Authority (witness)



Amy Vira – Prosecuting Attorney (witness)



SAN JUAN COUNTY WASHINGTON

Natasha K. Warmenhoven, County Auditor
 Camolyn Armstrong, Elections Manager
 55 Second St · PO Box 638
 Friday Harbor, WA 98250
 360-378-3357
 SanJuanCountyWa.gov/Elections

Presidential Primary - March 12, 2024
Canvassing Board Meeting - Review
Thursday, March 21, 2024

Canvass Board Members Present:

Natasha Warmenhoven, SJC Auditor
 Cindy Wolf, SJC Councilmember
 Amy Vira, SJC Prosecuting Attorney

Ballots issued: 14,956
 Ballots tabulated: 6,667
 Registered Voters: 14,753

Total challenged envelopes to Canvass 197
 Total challenged ballots to Canvass 70 ~~71~~

| Challenged Envelopes | Total to Canvass | Accepted | Rejected |
|---|------------------|----------|----------|
| No-Party Selected | <u>119</u> | 0 | 119 |
| Cure forms received and processed / Accepted by Canvass Board canvass board rejected | | | |
| No-Party - No Signature | <u>6</u> | 0 | 6 |
| Cure forms received and processed / Accepted by Canvass Board canvass board rejected | | | |
| Party Selected - No Signature | <u>5</u> | 0 | 5 |
| Cure forms received and processed / Accepted by Canvass Board canvass board rejected | | | |
| Both-Party Selected | <u>5</u> | 0 | 5 |
| Party Declaration Modified | <u>0</u> | 0 | 0 |
| Cure forms received and processed / Accepted by Canvass Board canvass board rejected | | | |
| Mismatch Signature | <u>26</u> | 3 | 23 |
| Cure forms received and processed / Accepted by Canvass Board canvass board rejected | | | |
| Late Ballot Return | <u>36</u> | 0 | 36 |

| Other Challenges | Total to Canvass | Accepted | Rejected |
|-----------------------------------|------------------|--------------|----------|
| Ballot returned - different voter | | 0 | 1 |
| Re-issue - Information only ✓ | | | |

| Challenged Ballots | Total to Canvass | Accepted | Rejected |
|-------------------------|------------------|--------------|--------------|
| Democrat Ballots | | | |
| Cross-Party Vote | 16 ✓ | 0 | 16 |
| Both-Party Vote | 27 | 0 | 27 |
| Canvass | 5 | 5 | 0 |

| | | | |
|---------------------------|----|--------------|------------------|
| Republican Ballots | | | |
| Cross-Party Vote | 11 | 0 | 10 11 |
| Both-Party Vote | | 1 | 11 |
| Canvass | | | |

Natasha Warmenhoven, SJC Auditor



Date

3/21/24



San Juan County Canvass Board
Review of Democratic Late Mailed Ballots

San Juan County Canvass Board
March 12, 2024 Presidential Primary

On March 12, 2024, the Canvass Board reviewed 30 envelopes with late postmarks.

0 envelopes were accepted as timely and

30 envelopes were rejected as late by the Canvass Board.

Natasha Warmenhoven, SJC Auditor (witness)

March 21, 2024

Cindy Wolf, SJC Councilmember (witness)

March 21, 2024

Amy Vira, SJC Prosecuting Attorney (witness)

March 21, 2024



San Juan County Canvass Board
Review of Republican Late Mailed Ballots

San Juan County Canvass Board
March 12, 2024 Presidential Primary

On March 12, 2024, the Canvass Board reviewed 6 envelopes with late postmarks.

0 envelopes were accepted as timely and

6 envelopes were rejected as late by the Canvass Board.



Natasha Warmenhoven, SJC Auditor (witness)

March 21, 2024



Cindy Wolf, SJC Councilmember (witness)

March 21, 2024



Amy Vira, SJC Prosecuting Attorney (witness)

March 21, 2024



SAN JUAN COUNTY WASHINGTON

Natasha K. Warmenhoven, County Auditor
 Camolyn Armstrong, Elections Manager
 55 Second St · PO Box 638
 Friday Harbor, WA 98250
 360-378-3357
 SanJuanCountyWa.gov/Elections

Presidential Primary - March 12, 2024
Canvassing Board Meeting – Certification
Friday, March 22, 2024

Canvass Board Members Present:

| | | |
|------------------------------------|--------------------|--------|
| Natasha Warmenhoven, SJC Auditor | Ballots issued: | 14,956 |
| Cindy Wolf, SJC Councilmember | Ballots tabulated: | 6,974 |
| Amy Vira, SJC Prosecuting Attorney | Registered Voters: | 14,753 |

| | |
|--|------------|
| Total challenged envelopes to Canvass | 197 |
| Total challenged ballots to Canvass | 72 |

| Challenged Envelopes | | Total to Canvass | |
|---|------------|-------------------------|------------|
| | | Accepted | Rejected |
| No-Party Selected | 119 | 9 | 110 |
| Cure forms received and processed / Accepted by Canvass Board | <u>9</u> | | |
| canvass board rejected | | | |
| No-Party - No Signature | 6 | 1 | 5 |
| Cure forms received and processed / Accepted by Canvass Board | <u>1</u> | | |
| canvass board rejected | | | |
| Party Selected - No Signature | 5 | 0 | 5 |
| Cure forms received and processed / Accepted by Canvass Board | | | |
| canvass board rejected | | | |
| Both-Party Selected | 5 | 0 | 5 |
| Party Declaration Modified | 0 | 0 | 0 |
| Cure forms received and processed / Accepted by Canvass Board | | | |
| canvass board rejected | | | |
| Mismatch Signature | 26 | 4 | 22 |
| Cure forms received and processed / Accepted by Canvass Board | | | |
| canvass board rejected | | | |
| Late Ballot Return | 36 | 0 | 36 |

| Other Challenges | Total to Canvass | Accepted | Rejected |
|--|------------------|----------|----------|
| Ballot returned - different voter – information only – not included in total | 1 | 0 | 0 |
| Re-issue - Information only | | | |

| Challenged Ballots | Total to Canvass | Accepted | Rejected |
|-------------------------|------------------|----------|----------|
| Democrat Ballots | | | |
| Cross-Party Vote | 16 | 0 | 16 |
| Both-Party Vote | 28 | 0 | 28 |
| Canvass | 5 | 5 | 0 |

| | | | |
|---------------------------|----|---|----|
| Republican Ballots | | | |
| Cross-Party Vote | 11 | 0 | 11 |
| Both-Party Vote | 12 | 1 | 11 |
| Canvass | 0 | 0 | 0 |

Total reject by canvass 249

Natasha Warmenhoven, SJC Auditor

Date

3/22/24

Reconciliation Form

Data entry

General information

| | |
|---------------|-----------|
| County name | San Juan |
| Election date | 3/12/2024 |

Registered voters eligible to participate

| | |
|---|--------|
| Number of ACTIVE registered voters | 14,753 |
| Number of INACTIVE registered voters | 1,972 |
| Total registered voters eligible to participate | 16,725 |

VoteWA

| | |
|---|-------|
| How many voters were credited in VoteWA? | 7,043 |
| How many envelopes without ballots were credited, including ballots of other elections? | 69 |
| How many valid voters were NOT credited in VoteWA (ACP, FWAB)? | |
| Adjusted number of valid voters | 6,974 |

Ballots issued

| | |
|--|--------|
| What was the total number of ballots issued? | 14,959 |
| Of the total number above, how many UOCAVA ballots were issued? | 393 |
| Of the total number above, how many provisional ballots were issued? | - |
| Of the total number above, how many DRE ballots were issued? | - |

Voted ballots received

| | |
|---|-------|
| How many voted ballots (in total) did you receive? | 7,226 |
| Of the number above, how many UOCAVA ballots did you receive? | 54 |
| Of the number above, how many Federal write-in ballots did you receive? | - |
| Of the number above, how many provisional ballots did you receive? | - |
| Of the number above, how many DRE ballots were cast? | - |

Ballots Accepted

| | |
|--|-------|
| How many ballots (in total) were counted/tabulated? | 6,974 |
| Of the number above, how many UOCAVA ballots were counted/tabulated? | 52 |
| Of the number above, how many Federal Write-in ballots were counted/tabulated? | - |
| Of the number above, how many provisional ballots were counted/tabulated? | - |
| Of the number above, how many DRE ballots were counted/tabulated? | - |

Ballots NOT Counted/Tabulated

| | |
|---|-----|
| Forwarded ballots | |
| Total ballots forwarded to other counties? | - |
| Of the total number above, how many of the forwarded ballots were provisional ballots? | - |
| Of the total number above, how many of the forwarded ballots were late transfer? | - |
| Rejected ballots | |
| Total ballots rejected | 249 |
| Of the total above, how many were rejected because of a missing signature? | 5 |
| Of the total above, how many were rejected because of the signature didn't match? | 22 |
| Of the total above, how many were rejected because of the ballot was Postmarked too late? | 36 |
| Of the total above, how many were rejected because they were returned electronically and no hardcopy? | - |
| Of the total above, how many were rejected other reasons? | 186 |
| Total UOCAVA ballots rejected | 2 |
| Of the total above, how many were rejected because of a missing signature? | - |
| Of the total above, how many were rejected because of the signature didn't match? | - |

San Juan County Auditor

Reconciliation Form

General information

County name San Juan
 Election date 3/12/2024

Registered voters eligible to participate

Active registered voters 14,753
 Inactive registered voters 1,972

Category Reconciliation (detailed accounting of ballots)

| | Issued (number of voters issued ballots) | Credited voters in VoteWA (envelopes containing ballots) | Ballots Accepted (Counted / Tabulated) | Ballots not counted | | Discrepancy (If zero, category balances) |
|--|---|--|---|---|------------------|--|
| | | | | Ballots forwarded to other counties | Ballots Rejected | |
| UOCAVA | 393 | 54 | 52 | N/A | 2 | 0 |
| Federal write-in | N/A | 0 | 0 | N/A | 0 | 0 |
| Provisional | 0 | 0 | 0 | 0 | 0 | 0 |
| DREs | 0 | 0 | 0 | N/A | 0 | 0 |
| All voters not reported in above categories | 14,566 | 7,172 | 6,922 | 0 | 247 | 3 |
| Total for all voter categories | 14,959 | 7,226 | 6,974 | 0 | 249 | 3 |

Summary

Reconciliation

| Overall Ballot Reconciliation | |
|-------------------------------|----------|
| Ballots Received | 7,226 |
| Ballots Accepted | 6,974 |
| Ballots Not Counted | 249 |
| Discrepancy | 3 |

Voters credited to ballots counted

| | |
|---|--------------|
| Credited voters in VoteWA | 7,043 |
| Credited envelopes without ballots (69) | |
| Voters not credited in VoteWA (examples: FWAB or ACP) | 0 |
| Total valid ballots | 6,974 |
| Discrepancy | 0 |

Additional Information

Replacement Ballots

| | |
|-----------|-----|
| Requested | 335 |
| Issued | 328 |
| Returned | 125 |
| Counted | 122 |
| Rejected | 3 |

Return method

| | |
|---|-------|
| Email | 23 |
| Fax | 0 |
| Deposited at staffed, unstaffed deposit sites and voting centers | 3,561 |
| Non-UOCAVA returned by Fax or Email | 0 |

Generation method

| | |
|--|----|
| VoteWA | 79 |
| Other online programs | 0 |
| PDF originating from county | 0 |
| Non-UOCAVA ballots issued electronically | 13 |

AVU

| | |
|--|---|
| Estimated number of paper ballots printed by AVU | 0 |
|--|---|

Category discrepancy explanation

3 envelopes with no ballots

VoteWA discrepancy explanation

Report prepared by: Camolyn Armstrong, Elections Manager

Date: March 22, 2024

Contact number: 360-270-7563

| | |
|---|---|
| Of the total above, how many were rejected because of the ballot was Postmarked too late? | - |
| Of the total above, how many were rejected other reasons? | 2 |
| Total Federal Write-in Absentee ballots rejected | - |
| Of the total above, how many were rejected because of a missing signature? | - |
| Of the total above, how many were rejected because of the signature didn't match? | - |
| Of the total above, how many were rejected because of the ballot was Postmarked too late? | - |
| Of the total above, how many were rejected other reasons? | - |
| Total provisional ballots rejected | - |
| Of the total above, how many were rejected because of a missing signature? | - |
| Of the total above, how many were rejected because of the signature didn't match? | - |
| Of the total above, how many were rejected because of the ballot was Postmarked too late? | - |
| Of the total above, how many were rejected other reasons? | - |
| Total DRE ballots rejected | - |

Additional Information

| | |
|---|-------|
| Replacement Ballots | |
| How many replacement ballots were requested? | 335 |
| How many replacement ballots were issued? | 328 |
| How many replacement ballots were received? | 125 |
| How many replacement ballots were counted? | 122 |
| How many replacement ballots were rejected? | 3 |
| Ballot generation method | |
| How many ballots were generated through VoteWA? | 79 |
| How many ballots were generated through other online programs? | - |
| How many ballots were generated through a PDF originating from the county? | - |
| How many non-UOCAVA ballots were issued by email, fax, or online program? | 13 |
| Ballots returned | |
| In total, how many ballots were returned by E-mail? | 23 |
| In total, how many ballots were returned by fax? | - |
| How many non-UOCAVA ballots were returned by E-Mail or fax? | - |
| How many ballots were deposited at staffed or unstaffed deposit sites and voting centers? | 3,561 |
| AVU | |
| Please provide an estimate of the number of paper ballots printed by AVU | - |

Signature

| | |
|---|-------------|
| Report prepared by | Date |
| Camolyn Armstrong, Elections Manager | 03/22/24 |
| Contact number | |
| 360-270-7563 | |
| Completing this form fulfils the requirements in RCW 29A.60.235 and 2011 c 10 s 62 | |
| Rev 2.4 (08/13/2019) | |

Presidential Primary Supplemental Ballot Reconciliation Report

| |
|-----------------|
| San Juan County |
|-----------------|

County name

This report supplements the Ballot Reconciliation Report for the Presidential Primary.

Consolidated Ballots Rejected by the Canvassing Board: Tracked Outside of VoteWA

| | |
|---|----|
| Cross-party voted ballots rejected The total number of consolidated ballots rejected for a cross-party vote. (Voted party ballot does not match the marked party declaration.) | 27 |
| Both-party voted ballots rejected The total number of consolidated ballots rejected for a both-party vote. (Ballots cast for both political parties.) | 39 |

The totals above should be included on the Ballot Reconciliation form:

- Line 26: "How many envelopes without ballots were credited, including ballots of other elections?"
Add "Cross-party voted ballots rejected" and "Both party voted ballots rejected" (above) to the empty envelopes and other instances where voters received credit for voting, but their ballots were not counted.
- Line 93: "Of the total above, how many were rejected other reasons?"
Add "Cross-party voted ballots rejected" and "Both party voted ballots rejected" (above) to the other reasons included on line 93.

After completing these steps, please send the Presidential Primary Supplemental Ballot Reconciliation Form with the Official County Canvass Report and Ballot Reconciliation Report to CTSupport@sos.wa.gov.

| | |
|--------------------------------------|------------|
| Camolyn Armstrong, Elections Manager | 03/22/2024 |
|--------------------------------------|------------|

Report prepared by Date

Cumulative Results Report

2024 Presidential Primary

Run Time 5:37 PM
Run Date 03/21/2024

San Juan County

2024 Presidential Primary

3/12/2024

Page 1

Official Results

Registered Voters
6974 of 14770 = 47.22%

Precincts Reporting
0 of 23 = 0.00%

President of the United States - Democratic Party

| Choice | Party | Election Day Voting | | Total | |
|----------------------------|-------|---------------------|---------|-------|---------|
| Joseph R Biden Jr | | 4,173 | 83.63% | 4,173 | 83.63% |
| Dean Phillips | | 82 | 1.64% | 82 | 1.64% |
| Marianne Williamson | | 121 | 2.42% | 121 | 2.42% |
| Uncommitted Delegates | | 614 | 12.30% | 614 | 12.30% |
| Cast Votes: | | 4,990 | 100.00% | 4,990 | 100.00% |
| Undervotes: | | 0 | | 0 | |
| Overvotes: | | 4 | | 4 | |
| Invalid Votes: | | 0 | | 0 | |
| Unresolved write-in votes: | | 78 | | 78 | |

President of the United States - Republican Party

| Choice | Party | Election Day Voting | | Total | |
|----------------------------|-------|---------------------|---------|-------|---------|
| Chris Christie | | 28 | 1.49% | 28 | 1.49% |
| Ron DeSantis | | 40 | 2.13% | 40 | 2.13% |
| Nikki Haley | | 616 | 32.73% | 616 | 32.73% |
| Vivek Ramaswamy | | 23 | 1.22% | 23 | 1.22% |
| Donald J. Trump | | 1,175 | 62.43% | 1,175 | 62.43% |
| Cast Votes: | | 1,882 | 100.00% | 1,882 | 100.00% |
| Undervotes: | | 0 | | 0 | |
| Overvotes: | | 0 | | 0 | |
| Invalid Votes: | | 0 | | 0 | |
| Unresolved write-in votes: | | 14 | | 14 | |

*** End of report ***

Precinct Results Report

2024 Presidential Primary

Run Time 5:37 PM
Run Date 03/21/2024

San Juan County

2024 Presidential Primary

3/12/2024

Page 1

Official Results

Registered Voters
6974 of 14770 = 47.22%

Precincts Reporting
0 of 23 = 0.00%

101 Friday Harbor N 415 of 1,109 registered voters = 37.42%

President of the United States - Democratic Party

| Choice | Party | Election Day Voting | | Total | |
|----------------------------|-------|---------------------|---------|-------|---------|
| Joseph R Biden Jr | | 237 | 80.61% | 237 | 80.61% |
| Dean Phillips | | 10 | 3.40% | 10 | 3.40% |
| Marianne Williamson | | 13 | 4.42% | 13 | 4.42% |
| Uncommitted Delegates | | 34 | 11.56% | 34 | 11.56% |
| Cast Votes: | | 294 | 100.00% | 294 | 100.00% |
| Undervotes: | | 0 | | 0 | |
| Overvotes: | | 0 | | 0 | |
| Invalid Votes: | | 0 | | 0 | |
| Unresolved write-in votes: | | 4 | | 4 | |

President of the United States - Republican Party

| Choice | Party | Election Day Voting | | Total | |
|----------------------------|-------|---------------------|---------|-------|---------|
| Chris Christie | | 1 | 0.86% | 1 | 0.86% |
| Ron DeSantis | | 3 | 2.59% | 3 | 2.59% |
| Nikki Haley | | 45 | 38.79% | 45 | 38.79% |
| Vivek Ramaswamy | | 1 | 0.86% | 1 | 0.86% |
| Donald J. Trump | | 66 | 56.90% | 66 | 56.90% |
| Cast Votes: | | 116 | 100.00% | 116 | 100.00% |
| Undervotes: | | 0 | | 0 | |
| Overvotes: | | 0 | | 0 | |
| Invalid Votes: | | 0 | | 0 | |
| Unresolved write-in votes: | | 0 | | 0 | |

Precinct Results Report

2024 Presidential Primary

Run Time 5:37 PM

Run Date 03/21/2024

San Juan County

2024 Presidential Primary

3/12/2024

Page 2

Official Results

Registered Voters

6974 of 14770 = 47.22%

Precincts Reporting

0 of 23 = 0.00%

102 Friday Harbor S

311 of 796 registered voters = 39.07%

President of the United States - Democratic Party

| Choice | Party | Election Day Voting | | Total | |
|----------------------------|-------|---------------------|---------|-------|---------|
| Joseph R Biden Jr | | 184 | 83.64% | 184 | 83.64% |
| Dean Phillips | | 4 | 1.82% | 4 | 1.82% |
| Marianne Williamson | | 5 | 2.27% | 5 | 2.27% |
| Uncommitted Delegates | | 27 | 12.27% | 27 | 12.27% |
| Cast Votes: | | 220 | 100.00% | 220 | 100.00% |
| Undervotes: | | 0 | | 0 | |
| Overvotes: | | 0 | | 0 | |
| Invalid Votes: | | 0 | | 0 | |
| Unresolved write-in votes: | | 5 | | 5 | |

President of the United States - Republican Party

| Choice | Party | Election Day Voting | | Total | |
|----------------------------|-------|---------------------|---------|-------|---------|
| Chris Christie | | 2 | 2.38% | 2 | 2.38% |
| Ron DeSantis | | 3 | 3.57% | 3 | 3.57% |
| Nikki Haley | | 25 | 29.76% | 25 | 29.76% |
| Vivek Ramaswamy | | 3 | 3.57% | 3 | 3.57% |
| Donald J. Trump | | 51 | 60.71% | 51 | 60.71% |
| Cast Votes: | | 84 | 100.00% | 84 | 100.00% |
| Undervotes: | | 0 | | 0 | |
| Overvotes: | | 0 | | 0 | |
| Invalid Votes: | | 0 | | 0 | |
| Unresolved write-in votes: | | 1 | | 1 | |

Precinct Results Report

2024 Presidential Primary

Run Time 5:37 PM
Run Date 03/21/2024

San Juan County

2024 Presidential Primary

3/12/2024

Page 3

Official Results

Registered Voters
6974 of 14770 = 47.22%

Precincts Reporting
0 of 23 = 0.00%

11 San Juan SE

305 of 575 registered voters = 53.04%

President of the United States - Democratic Party

| Choice | Party | Election Day Voting | | Total | |
|----------------------------|-------|---------------------|---------|-------|---------|
| Joseph R Biden Jr | | 194 | 92.38% | 194 | 92.38% |
| Dean Phillips | | 5 | 2.38% | 5 | 2.38% |
| Marianne Williamson | | 2 | 0.95% | 2 | 0.95% |
| Uncommitted Delegates | | 9 | 4.29% | 9 | 4.29% |
| Cast Votes: | | 210 | 100.00% | 210 | 100.00% |
| Undervotes: | | 0 | | 0 | |
| Overvotes: | | 0 | | 0 | |
| Invalid Votes: | | 0 | | 0 | |
| Unresolved write-in votes: | | 3 | | 3 | |

President of the United States - Republican Party

| Choice | Party | Election Day Voting | | Total | |
|----------------------------|-------|---------------------|---------|-------|---------|
| Chris Christie | | 5 | 5.43% | 5 | 5.43% |
| Ron DeSantis | | 2 | 2.17% | 2 | 2.17% |
| Nikki Haley | | 31 | 33.70% | 31 | 33.70% |
| Vivek Ramaswamy | | 0 | 0.00% | 0 | 0.00% |
| Donald J. Trump | | 54 | 58.70% | 54 | 58.70% |
| Cast Votes: | | 92 | 100.00% | 92 | 100.00% |
| Undervotes: | | 0 | | 0 | |
| Overvotes: | | 0 | | 0 | |
| Invalid Votes: | | 0 | | 0 | |
| Unresolved write-in votes: | | 0 | | 0 | |

Precinct Results Report

2024 Presidential Primary

Run Time 5:37 PM
Run Date 03/21/2024**San Juan County**

2024 Presidential Primary

3/12/2024

Page 4

Official Results**Registered Voters**
6974 of 14770 = 47.22%**Precincts Reporting**
0 of 23 = 0.00%**12 San Juan SW**

413 of 854 registered voters = 48.36%

President of the United States - Democratic Party

| Choice | Party | Election Day Voting | | Total | |
|----------------------------|-------|---------------------|---------|-------|---------|
| Joseph R Biden Jr | | 269 | 87.34% | 269 | 87.34% |
| Dean Phillips | | 4 | 1.30% | 4 | 1.30% |
| Marianne Williamson | | 7 | 2.27% | 7 | 2.27% |
| Uncommitted Delegates | | 28 | 9.09% | 28 | 9.09% |
| Cast Votes: | | 308 | 100.00% | 308 | 100.00% |
| Undervotes: | | 0 | | 0 | |
| Overvotes: | | 0 | | 0 | |
| Invalid Votes: | | 0 | | 0 | |
| Unresolved write-in votes: | | 1 | | 1 | |

President of the United States - Republican Party

| Choice | Party | Election Day Voting | | Total | |
|----------------------------|-------|---------------------|---------|-------|---------|
| Chris Christie | | 2 | 2.00% | 2 | 2.00% |
| Ron DeSantis | | 0 | 0.00% | 0 | 0.00% |
| Nikki Haley | | 27 | 27.00% | 27 | 27.00% |
| Vivek Ramaswamy | | 0 | 0.00% | 0 | 0.00% |
| Donald J. Trump | | 71 | 71.00% | 71 | 71.00% |
| Cast Votes: | | 100 | 100.00% | 100 | 100.00% |
| Undervotes: | | 0 | | 0 | |
| Overvotes: | | 0 | | 0 | |
| Invalid Votes: | | 0 | | 0 | |
| Unresolved write-in votes: | | 2 | | 2 | |

Precinct Results Report

2024 Presidential Primary

Run Time 5:37 PM
Run Date 03/21/2024

San Juan County

2024 Presidential Primary

3/12/2024
Page 5

Official Results

Registered Voters
6974 of 14770 = 47.22%
Precincts Reporting
0 of 23 = 0.00%

13 San Juan CTRL

456 of 1,020 registered voters = 44.71%

President of the United States - Democratic Party

| Choice | Party | Election Day Voting | | Total | |
|----------------------------|-------|---------------------|---------|-------|---------|
| Joseph R Biden Jr | | 252 | 83.44% | 252 | 83.44% |
| Dean Phillips | | 2 | 0.66% | 2 | 0.66% |
| Marianne Williamson | | 4 | 1.32% | 4 | 1.32% |
| Uncommitted Delegates | | 44 | 14.57% | 44 | 14.57% |
| Cast Votes: | | 302 | 100.00% | 302 | 100.00% |
| Undervotes: | | 0 | | 0 | |
| Overvotes: | | 0 | | 0 | |
| Invalid Votes: | | 0 | | 0 | |
| Unresolved write-in votes: | | 1 | | 1 | |

President of the United States - Republican Party

| Choice | Party | Election Day Voting | | Total | |
|----------------------------|-------|---------------------|---------|-------|---------|
| Chris Christie | | 2 | 1.32% | 2 | 1.32% |
| Ron DeSantis | | 3 | 1.97% | 3 | 1.97% |
| Nikki Haley | | 45 | 29.61% | 45 | 29.61% |
| Vivek Ramaswamy | | 1 | 0.66% | 1 | 0.66% |
| Donald J. Trump | | 101 | 66.45% | 101 | 66.45% |
| Cast Votes: | | 152 | 100.00% | 152 | 100.00% |
| Undervotes: | | 0 | | 0 | |
| Overvotes: | | 0 | | 0 | |
| Invalid Votes: | | 0 | | 0 | |
| Unresolved write-in votes: | | 1 | | 1 | |

Precinct Results Report

2024 Presidential Primary

Run Time 5:37 PM
Run Date 03/21/2024

San Juan County

2024 Presidential Primary

3/12/2024

Page 6

Official Results

Registered Voters
6974 of 14770 = 47.22%

Precincts Reporting
0 of 23 = 0.00%

14 San Juan West

442 of 902 registered voters = 49.00%

President of the United States - Democratic Party

| Choice | Party | Election Day Voting | | Total | |
|----------------------------|-------|---------------------|---------|-------|---------|
| Joseph R Biden Jr | | 263 | 87.09% | 263 | 87.09% |
| Dean Phillips | | 6 | 1.99% | 6 | 1.99% |
| Marianne Williamson | | 1 | 0.33% | 1 | 0.33% |
| Uncommitted Delegates | | 32 | 10.60% | 32 | 10.60% |
| Cast Votes: | | 302 | 100.00% | 302 | 100.00% |
| Undervotes: | | 0 | | 0 | |
| Overvotes: | | 0 | | 0 | |
| Invalid Votes: | | 0 | | 0 | |
| Unresolved write-in votes: | | 1 | | 1 | |

President of the United States - Republican Party

| Choice | Party | Election Day Voting | | Total | |
|----------------------------|-------|---------------------|---------|-------|---------|
| Chris Christie | | 0 | 0.00% | 0 | 0.00% |
| Ron DeSantis | | 4 | 2.88% | 4 | 2.88% |
| Nikki Haley | | 37 | 26.62% | 37 | 26.62% |
| Vivek Ramaswamy | | 1 | 0.72% | 1 | 0.72% |
| Donald J. Trump | | 97 | 69.78% | 97 | 69.78% |
| Cast Votes: | | 139 | 100.00% | 139 | 100.00% |
| Undervotes: | | 0 | | 0 | |
| Overvotes: | | 0 | | 0 | |
| Invalid Votes: | | 0 | | 0 | |
| Unresolved write-in votes: | | 0 | | 0 | |

Precinct Results Report

2024 Presidential Primary

Run Time 5:37 PM
Run Date 03/21/2024

San Juan County

2024 Presidential Primary

3/12/2024

Page 7

Official Results

Registered Voters
6974 of 14770 = 47.22%

Precincts Reporting
0 of 23 = 0.00%

15 San Juan North

381 of 767 registered voters = 49.67%

President of the United States - Democratic Party

| Choice | Party | Election Day Voting | | Total | |
|----------------------------|-------|---------------------|---------|-------|---------|
| Joseph R Biden Jr | | 204 | 88.70% | 204 | 88.70% |
| Dean Phillips | | 5 | 2.17% | 5 | 2.17% |
| Marianne Williamson | | 4 | 1.74% | 4 | 1.74% |
| Uncommitted Delegates | | 17 | 7.39% | 17 | 7.39% |
| Cast Votes: | | 230 | 100.00% | 230 | 100.00% |
| Undervotes: | | 0 | | 0 | |
| Overvotes: | | 0 | | 0 | |
| Invalid Votes: | | 0 | | 0 | |
| Unresolved write-in votes: | | 0 | | 0 | |

President of the United States - Republican Party

| Choice | Party | Election Day Voting | | Total | |
|----------------------------|-------|---------------------|---------|-------|---------|
| Chris Christie | | 1 | 0.67% | 1 | 0.67% |
| Ron DeSantis | | 2 | 1.33% | 2 | 1.33% |
| Nikki Haley | | 51 | 34.00% | 51 | 34.00% |
| Vivek Ramaswamy | | 3 | 2.00% | 3 | 2.00% |
| Donald J. Trump | | 93 | 62.00% | 93 | 62.00% |
| Cast Votes: | | 150 | 100.00% | 150 | 100.00% |
| Undervotes: | | 0 | | 0 | |
| Overvotes: | | 0 | | 0 | |
| Invalid Votes: | | 0 | | 0 | |
| Unresolved write-in votes: | | 1 | | 1 | |

Precinct Results Report

2024 Presidential Primary

Run Time 5:37 PM
Run Date 03/21/2024**San Juan County**

2024 Presidential Primary

3/12/2024

Page 8

Official ResultsRegistered Voters
6974 of 14770 = 47.22%Precincts Reporting
0 of 23 = 0.00%**16 San Juan East**

342 of 750 registered voters = 45.60%

President of the United States - Democratic Party

| Choice | Party | Election Day Voting | | Total | |
|----------------------------|-------|---------------------|---------|-------|---------|
| Joseph R Biden Jr | | 222 | 88.10% | 222 | 88.10% |
| Dean Phillips | | 1 | 0.40% | 1 | 0.40% |
| Marianne Williamson | | 7 | 2.78% | 7 | 2.78% |
| Uncommitted Delegates | | 22 | 8.73% | 22 | 8.73% |
| Cast Votes: | | 252 | 100.00% | 252 | 100.00% |
| Undervotes: | | 0 | | 0 | |
| Overvotes: | | 0 | | 0 | |
| Invalid Votes: | | 0 | | 0 | |
| Unresolved write-in votes: | | 2 | | 2 | |

President of the United States - Republican Party

| Choice | Party | Election Day Voting | | Total | |
|----------------------------|-------|---------------------|---------|-------|---------|
| Chris Christie | | 0 | 0.00% | 0 | 0.00% |
| Ron DeSantis | | 0 | 0.00% | 0 | 0.00% |
| Nikki Haley | | 22 | 25.29% | 22 | 25.29% |
| Vivek Ramaswamy | | 2 | 2.30% | 2 | 2.30% |
| Donald J. Trump | | 63 | 72.41% | 63 | 72.41% |
| Cast Votes: | | 87 | 100.00% | 87 | 100.00% |
| Undervotes: | | 0 | | 0 | |
| Overvotes: | | 0 | | 0 | |
| Invalid Votes: | | 0 | | 0 | |
| Unresolved write-in votes: | | 0 | | 0 | |

Precinct Results Report

2024 Presidential Primary

Run Time 5:37 PM
Run Date 03/21/2024**San Juan County**

2024 Presidential Primary

3/12/2024

Page 9

Official ResultsRegistered Voters
6974 of 14770 = 47.22%Precincts Reporting
0 of 23 = 0.00%**17 Turn Point**

190 of 402 registered voters = 47.26%

President of the United States - Democratic Party

| Choice | Party | Election Day Voting | | Total | |
|----------------------------|-------|---------------------|---------|-------|---------|
| Joseph R Biden Jr | | 109 | 89.34% | 109 | 89.34% |
| Dean Phillips | | 2 | 1.64% | 2 | 1.64% |
| Marianne Williamson | | 1 | 0.82% | 1 | 0.82% |
| Uncommitted Delegates | | 10 | 8.20% | 10 | 8.20% |
| Cast Votes: | | 122 | 100.00% | 122 | 100.00% |
| Undervotes: | | 0 | | 0 | |
| Overvotes: | | 0 | | 0 | |
| Invalid Votes: | | 0 | | 0 | |
| Unresolved write-in votes: | | 1 | | 1 | |

President of the United States - Republican Party

| Choice | Party | Election Day Voting | | Total | |
|----------------------------|-------|---------------------|---------|-------|---------|
| Chris Christie | | 2 | 3.08% | 2 | 3.08% |
| Ron DeSantis | | 1 | 1.54% | 1 | 1.54% |
| Nikki Haley | | 22 | 33.85% | 22 | 33.85% |
| Vivek Ramaswamy | | 2 | 3.08% | 2 | 3.08% |
| Donald J. Trump | | 38 | 58.46% | 38 | 58.46% |
| Cast Votes: | | 65 | 100.00% | 65 | 100.00% |
| Undervotes: | | 0 | | 0 | |
| Overvotes: | | 0 | | 0 | |
| Invalid Votes: | | 0 | | 0 | |
| Unresolved write-in votes: | | 2 | | 2 | |

Precinct Results Report

2024 Presidential Primary

Run Time 5:37 PM
Run Date 03/21/2024

San Juan County

2024 Presidential Primary

3/12/2024

Page 10

Official Results

Registered Voters
6974 of 14770 = 47.22%

Precincts Reporting
0 of 23 = 0.00%

20 Waldron & Outer Is

64 of 120 registered voters = 53.33%

President of the United States - Democratic Party

| Choice | Party | Election Day Voting | | Total | |
|----------------------------|-------|---------------------|---------|-------|---------|
| Joseph R Biden Jr | | 31 | 55.36% | 31 | 55.36% |
| Dean Phillips | | 0 | 0.00% | 0 | 0.00% |
| Marianne Williamson | | 0 | 0.00% | 0 | 0.00% |
| Uncommitted Delegates | | 25 | 44.64% | 25 | 44.64% |
| Cast Votes: | | 56 | 100.00% | 56 | 100.00% |
| Undervotes: | | 0 | | 0 | |
| Overvotes: | | 0 | | 0 | |
| Invalid Votes: | | 0 | | 0 | |
| Unresolved write-in votes: | | 0 | | 0 | |

President of the United States - Republican Party

| Choice | Party | Election Day Voting | | Total | |
|----------------------------|-------|---------------------|---------|-------|---------|
| Chris Christie | | 0 | 0.00% | 0 | 0.00% |
| Ron DeSantis | | 0 | 0.00% | 0 | 0.00% |
| Nikki Haley | | 7 | 87.50% | 7 | 87.50% |
| Vivek Ramaswamy | | 0 | 0.00% | 0 | 0.00% |
| Donald J. Trump | | 1 | 12.50% | 1 | 12.50% |
| Cast Votes: | | 8 | 100.00% | 8 | 100.00% |
| Undervotes: | | 0 | | 0 | |
| Overvotes: | | 0 | | 0 | |
| Invalid Votes: | | 0 | | 0 | |
| Unresolved write-in votes: | | 0 | | 0 | |

Precinct Results Report

2024 Presidential Primary

Run Time 5:37 PM
Run Date 03/21/2024**San Juan County**

2024 Presidential Primary

3/12/2024

Page 11

Official ResultsRegistered Voters
6974 of 14770 = 47.22%Precincts Reporting
0 of 23 = 0.00%**21 Orcas North**

230 of 508 registered voters = 45.28%

President of the United States - Democratic Party

| Choice | Party | Election Day Voting | | Total | |
|----------------------------|-------|---------------------|---------|-------|---------|
| Joseph R Biden Jr | | 117 | 74.05% | 117 | 74.05% |
| Dean Phillips | | 2 | 1.27% | 2 | 1.27% |
| Marianne Williamson | | 6 | 3.80% | 6 | 3.80% |
| Uncommitted Delegates | | 33 | 20.89% | 33 | 20.89% |
| Cast Votes: | | 158 | 100.00% | 158 | 100.00% |
| Undervotes: | | 0 | | 0 | |
| Overvotes: | | 0 | | 0 | |
| Invalid Votes: | | 0 | | 0 | |
| Unresolved write-in votes: | | 0 | | 0 | |

President of the United States - Republican Party

| Choice | Party | Election Day Voting | | Total | |
|----------------------------|-------|---------------------|---------|-------|---------|
| Chris Christie | | 0 | 0.00% | 0 | 0.00% |
| Ron DeSantis | | 4 | 5.63% | 4 | 5.63% |
| Nikki Haley | | 31 | 43.66% | 31 | 43.66% |
| Vivek Ramaswamy | | 2 | 2.82% | 2 | 2.82% |
| Donald J. Trump | | 34 | 47.89% | 34 | 47.89% |
| Cast Votes: | | 71 | 100.00% | 71 | 100.00% |
| Undervotes: | | 0 | | 0 | |
| Overvotes: | | 0 | | 0 | |
| Invalid Votes: | | 0 | | 0 | |
| Unresolved write-in votes: | | 1 | | 1 | |

Precinct Results Report

2024 Presidential Primary

Run Time 5:37 PM
Run Date 03/21/2024

San Juan County

2024 Presidential Primary

3/12/2024
Page 12

Official Results

Registered Voters
6974 of 14770 = 47.22%
Precincts Reporting
0 of 23 = 0.00%

22 Orcas West

293 of 643 registered voters = 45.57%

President of the United States - Democratic Party

| Choice | Party | Election Day Voting | | Total | |
|----------------------------|-------|---------------------|---------|-------|---------|
| Joseph R Biden Jr | | 174 | 83.65% | 174 | 83.65% |
| Dean Phillips | | 5 | 2.40% | 5 | 2.40% |
| Marianne Williamson | | 12 | 5.77% | 12 | 5.77% |
| Uncommitted Delegates | | 17 | 8.17% | 17 | 8.17% |
| Cast Votes: | | 208 | 100.00% | 208 | 100.00% |
| Undervotes: | | 0 | | 0 | |
| Overvotes: | | 2 | | 2 | |
| Invalid Votes: | | 0 | | 0 | |
| Unresolved write-in votes: | | 7 | | 7 | |

President of the United States - Republican Party

| Choice | Party | Election Day Voting | | Total | |
|----------------------------|-------|---------------------|---------|-------|---------|
| Chris Christie | | 4 | 5.26% | 4 | 5.26% |
| Ron DeSantis | | 0 | 0.00% | 0 | 0.00% |
| Nikki Haley | | 30 | 39.47% | 30 | 39.47% |
| Vivek Ramaswamy | | 0 | 0.00% | 0 | 0.00% |
| Donald J. Trump | | 42 | 55.26% | 42 | 55.26% |
| Cast Votes: | | 76 | 100.00% | 76 | 100.00% |
| Undervotes: | | 0 | | 0 | |
| Overvotes: | | 0 | | 0 | |
| Invalid Votes: | | 0 | | 0 | |
| Unresolved write-in votes: | | 0 | | 0 | |

Precinct Results Report

2024 Presidential Primary

Run Time 5:37 PM
Run Date 03/21/2024

San Juan County

2024 Presidential Primary

3/12/2024
Page 13

Official Results

Registered Voters
6974 of 14770 = 47.22%
Precincts Reporting
0 of 23 = 0.00%

23 Orcas CTRL

296 of 645 registered voters = 45.89%

President of the United States - Democratic Party

| Choice | Party | Election Day Voting | | Total | |
|----------------------------|-------|---------------------|---------|-------|---------|
| Joseph R Biden Jr | | 188 | 83.93% | 188 | 83.93% |
| Dean Phillips | | 6 | 2.68% | 6 | 2.68% |
| Marianne Williamson | | 9 | 4.02% | 9 | 4.02% |
| Uncommitted Delegates | | 21 | 9.38% | 21 | 9.38% |
| Cast Votes: | | 224 | 100.00% | 224 | 100.00% |
| Undervotes: | | 0 | | 0 | |
| Overvotes: | | 0 | | 0 | |
| Invalid Votes: | | 0 | | 0 | |
| Unresolved write-in votes: | | 3 | | 3 | |

President of the United States - Republican Party

| Choice | Party | Election Day Voting | | Total | |
|----------------------------|-------|---------------------|---------|-------|---------|
| Chris Christie | | 1 | 1.47% | 1 | 1.47% |
| Ron DeSantis | | 1 | 1.47% | 1 | 1.47% |
| Nikki Haley | | 17 | 25.00% | 17 | 25.00% |
| Vivek Ramaswamy | | 0 | 0.00% | 0 | 0.00% |
| Donald J. Trump | | 49 | 72.06% | 49 | 72.06% |
| Cast Votes: | | 68 | 100.00% | 68 | 100.00% |
| Undervotes: | | 0 | | 0 | |
| Overvotes: | | 0 | | 0 | |
| Invalid Votes: | | 0 | | 0 | |
| Unresolved write-in votes: | | 0 | | 0 | |

Precinct Results Report

2024 Presidential Primary

Run Time 5:37 PM
Run Date 03/21/2024**San Juan County**

2024 Presidential Primary

3/12/2024

Page 14

Official ResultsRegistered Voters
6974 of 14770 = 47.22%Precincts Reporting
0 of 23 = 0.00%**24 Orcas South**

248 of 517 registered voters = 47.97%

President of the United States - Democratic Party

| Choice | Party | Election Day Voting | | Total | |
|----------------------------|-------|---------------------|---------|-------|---------|
| Joseph R Biden Jr | | 150 | 84.75% | 150 | 84.75% |
| Dean Phillips | | 1 | 0.56% | 1 | 0.56% |
| Marianne Williamson | | 3 | 1.69% | 3 | 1.69% |
| Uncommitted Delegates | | 23 | 12.99% | 23 | 12.99% |
| Cast Votes: | | 177 | 100.00% | 177 | 100.00% |
| Undervotes: | | 0 | | 0 | |
| Overvotes: | | 0 | | 0 | |
| Invalid Votes: | | 0 | | 0 | |
| Unresolved write-in votes: | | 8 | | 8 | |

President of the United States - Republican Party

| Choice | Party | Election Day Voting | | Total | |
|----------------------------|-------|---------------------|---------|-------|---------|
| Chris Christie | | 0 | 0.00% | 0 | 0.00% |
| Ron DeSantis | | 3 | 4.76% | 3 | 4.76% |
| Nikki Haley | | 28 | 44.44% | 28 | 44.44% |
| Vivek Ramaswamy | | 0 | 0.00% | 0 | 0.00% |
| Donald J. Trump | | 32 | 50.79% | 32 | 50.79% |
| Cast Votes: | | 63 | 100.00% | 63 | 100.00% |
| Undervotes: | | 0 | | 0 | |
| Overvotes: | | 0 | | 0 | |
| Invalid Votes: | | 0 | | 0 | |
| Unresolved write-in votes: | | 0 | | 0 | |

Precinct Results Report

2024 Presidential Primary

Run Time 5:37 PM
Run Date 03/21/2024

San Juan County

2024 Presidential Primary

3/12/2024
Page 15

Official Results

Registered Voters
6974 of 14770 = 47.22%
Precincts Reporting
0 of 23 = 0.00%

25 Eastsound North

341 of 835 registered voters = 40.84%

President of the United States - Democratic Party

| Choice | Party | Election Day Voting | | Total | |
|----------------------------|-------|---------------------|---------|-------|---------|
| Joseph R Biden Jr | | 184 | 73.90% | 184 | 73.90% |
| Dean Phillips | | 6 | 2.41% | 6 | 2.41% |
| Marianne Williamson | | 8 | 3.21% | 8 | 3.21% |
| Uncommitted Delegates | | 51 | 20.48% | 51 | 20.48% |
| Cast Votes: | | 249 | 100.00% | 249 | 100.00% |
| Undervotes: | | 0 | | 0 | |
| Overvotes: | | 0 | | 0 | |
| Invalid Votes: | | 0 | | 0 | |
| Unresolved write-in votes: | | 11 | | 11 | |

President of the United States - Republican Party

| Choice | Party | Election Day Voting | | Total | |
|----------------------------|-------|---------------------|---------|-------|---------|
| Chris Christie | | 1 | 1.23% | 1 | 1.23% |
| Ron DeSantis | | 3 | 3.70% | 3 | 3.70% |
| Nikki Haley | | 26 | 32.10% | 26 | 32.10% |
| Vivek Ramaswamy | | 2 | 2.47% | 2 | 2.47% |
| Donald J. Trump | | 49 | 60.49% | 49 | 60.49% |
| Cast Votes: | | 81 | 100.00% | 81 | 100.00% |
| Undervotes: | | 0 | | 0 | |
| Overvotes: | | 0 | | 0 | |
| Invalid Votes: | | 0 | | 0 | |
| Unresolved write-in votes: | | 0 | | 0 | |

Precinct Results Report

2024 Presidential Primary

Run Time 5:37 PM
Run Date 03/21/2024

San Juan County

2024 Presidential Primary

3/12/2024
Page 16

Official Results

Registered Voters
6974 of 14770 = 47.22%
Precincts Reporting
0 of 23 = 0.00%

26 Eastsound

284 of 584 registered voters = 48.63%

President of the United States - Democratic Party

| Choice | Party | Election Day Voting | | Total | |
|----------------------------|-------|---------------------|---------|-------|---------|
| Joseph R Biden Jr | | 187 | 87.79% | 187 | 87.79% |
| Dean Phillips | | 3 | 1.41% | 3 | 1.41% |
| Marianne Williamson | | 3 | 1.41% | 3 | 1.41% |
| Uncommitted Delegates | | 20 | 9.39% | 20 | 9.39% |
| Cast Votes: | | 213 | 100.00% | 213 | 100.00% |
| Undervotes: | | 0 | | 0 | |
| Overvotes: | | 0 | | 0 | |
| Invalid Votes: | | 0 | | 0 | |
| Unresolved write-in votes: | | 2 | | 2 | |

President of the United States - Republican Party

| Choice | Party | Election Day Voting | | Total | |
|----------------------------|-------|---------------------|---------|-------|---------|
| Chris Christie | | 1 | 1.45% | 1 | 1.45% |
| Ron DeSantis | | 3 | 4.35% | 3 | 4.35% |
| Nikki Haley | | 27 | 39.13% | 27 | 39.13% |
| Vivek Ramaswamy | | 0 | 0.00% | 0 | 0.00% |
| Donald J. Trump | | 38 | 55.07% | 38 | 55.07% |
| Cast Votes: | | 69 | 100.00% | 69 | 100.00% |
| Undervotes: | | 0 | | 0 | |
| Overvotes: | | 0 | | 0 | |
| Invalid Votes: | | 0 | | 0 | |
| Unresolved write-in votes: | | 0 | | 0 | |

Precinct Results Report

2024 Presidential Primary

Run Time 5:37 PM
Run Date 03/21/2024

San Juan County

2024 Presidential Primary

3/12/2024
Page 17

Official Results

Registered Voters
6974 of 14770 = 47.22%
Precincts Reporting
0 of 23 = 0.00%

27 Orcas East

490 of 999 registered voters = 49.05%

President of the United States - Democratic Party

| Choice | Party | Election Day Voting | | Total | |
|----------------------------|-------|---------------------|---------|-------|---------|
| Joseph R Biden Jr | | 304 | 84.21% | 304 | 84.21% |
| Dean Phillips | | 4 | 1.11% | 4 | 1.11% |
| Marianne Williamson | | 10 | 2.77% | 10 | 2.77% |
| Uncommitted Delegates | | 43 | 11.91% | 43 | 11.91% |
| Cast Votes: | | 361 | 100.00% | 361 | 100.00% |
| Undervotes: | | 0 | | 0 | |
| Overvotes: | | 0 | | 0 | |
| Invalid Votes: | | 0 | | 0 | |
| Unresolved write-in votes: | | 12 | | 12 | |

President of the United States - Republican Party

| Choice | Party | Election Day Voting | | Total | |
|----------------------------|-------|---------------------|---------|-------|---------|
| Chris Christie | | 4 | 3.45% | 4 | 3.45% |
| Ron DeSantis | | 2 | 1.72% | 2 | 1.72% |
| Nikki Haley | | 32 | 27.59% | 32 | 27.59% |
| Vivek Ramaswamy | | 3 | 2.59% | 3 | 2.59% |
| Donald J. Trump | | 75 | 64.66% | 75 | 64.66% |
| Cast Votes: | | 116 | 100.00% | 116 | 100.00% |
| Undervotes: | | 0 | | 0 | |
| Overvotes: | | 0 | | 0 | |
| Invalid Votes: | | 0 | | 0 | |
| Unresolved write-in votes: | | 1 | | 1 | |

Precinct Results Report

2024 Presidential Primary

Run Time 5:37 PM
Run Date 03/21/2024

San Juan County

2024 Presidential Primary

3/12/2024
Page 18

Official Results

Registered Voters
6974 of 14770 = 47.22%
Precincts Reporting
0 of 23 = 0.00%

28 Blakely & Outer Is

26 of 58 registered voters = 44.83%

President of the United States - Democratic Party

| Choice | Party | Election Day Voting | | Total | |
|----------------------------|-------|---------------------|---------|-------|---------|
| Joseph R Biden Jr | | 12 | 100.00% | 12 | 100.00% |
| Dean Phillips | | 0 | 0.00% | 0 | 0.00% |
| Marianne Williamson | | 0 | 0.00% | 0 | 0.00% |
| Uncommitted Delegates | | 0 | 0.00% | 0 | 0.00% |
| Cast Votes: | | 12 | 100.00% | 12 | 100.00% |
| Undervotes: | | 0 | | 0 | |
| Overvotes: | | 0 | | 0 | |
| Invalid Votes: | | 0 | | 0 | |
| Unresolved write-in votes: | | 0 | | 0 | |

President of the United States - Republican Party

| Choice | Party | Election Day Voting | | Total | |
|----------------------------|-------|---------------------|---------|-------|---------|
| Chris Christie | | 0 | 0.00% | 0 | 0.00% |
| Ron DeSantis | | 0 | 0.00% | 0 | 0.00% |
| Nikki Haley | | 7 | 50.00% | 7 | 50.00% |
| Vivek Ramaswamy | | 0 | 0.00% | 0 | 0.00% |
| Donald J. Trump | | 7 | 50.00% | 7 | 50.00% |
| Cast Votes: | | 14 | 100.00% | 14 | 100.00% |
| Undervotes: | | 0 | | 0 | |
| Overvotes: | | 0 | | 0 | |
| Invalid Votes: | | 0 | | 0 | |
| Unresolved write-in votes: | | 0 | | 0 | |

Precinct Results Report

2024 Presidential Primary

Run Time 5:37 PM
Run Date 03/21/2024

San Juan County

2024 Presidential Primary

3/12/2024
Page 19

Official Results

Registered Voters
6974 of 14770 = 47.22%
Precincts Reporting
0 of 23 = 0.00%

30 Lopez NW

130 of 252 registered voters = 51.59%

President of the United States - Democratic Party

| Choice | Party | Election Day Voting | | Total | |
|----------------------------|-------|---------------------|---------|-------|---------|
| Joseph R Biden Jr | | 73 | 76.04% | 73 | 76.04% |
| Dean Phillips | | 1 | 1.04% | 1 | 1.04% |
| Marianne Williamson | | 3 | 3.13% | 3 | 3.13% |
| Uncommitted Delegates | | 19 | 19.79% | 19 | 19.79% |
| Cast Votes: | | 96 | 100.00% | 96 | 100.00% |
| Undervotes: | | 0 | | 0 | |
| Overvotes: | | 0 | | 0 | |
| Invalid Votes: | | 0 | | 0 | |
| Unresolved write-in votes: | | 1 | | 1 | |

President of the United States - Republican Party

| Choice | Party | Election Day Voting | | Total | |
|----------------------------|-------|---------------------|---------|-------|---------|
| Chris Christie | | 1 | 3.03% | 1 | 3.03% |
| Ron DeSantis | | 1 | 3.03% | 1 | 3.03% |
| Nikki Haley | | 16 | 48.48% | 16 | 48.48% |
| Vivek Ramaswamy | | 0 | 0.00% | 0 | 0.00% |
| Donald J. Trump | | 15 | 45.45% | 15 | 45.45% |
| Cast Votes: | | 33 | 100.00% | 33 | 100.00% |
| Undervotes: | | 0 | | 0 | |
| Overvotes: | | 0 | | 0 | |
| Invalid Votes: | | 0 | | 0 | |
| Unresolved write-in votes: | | 0 | | 0 | |

Precinct Results Report

2024 Presidential Primary

Run Time 5:37 PM
Run Date 03/21/2024

San Juan County

2024 Presidential Primary

3/12/2024
Page 20

Official Results

Registered Voters
6974 of 14770 = 47.22%
Precincts Reporting
0 of 23 = 0.00%

31 Lopez North

629 of 1,085 registered voters = 57.97%

President of the United States - Democratic Party

| Choice | Party | Election Day Voting | | Total | |
|----------------------------|-------|---------------------|---------|-------|---------|
| Joseph R Biden Jr | | 400 | 85.84% | 400 | 85.84% |
| Dean Phillips | | 7 | 1.50% | 7 | 1.50% |
| Marianne Williamson | | 10 | 2.15% | 10 | 2.15% |
| Uncommitted Delegates | | 49 | 10.52% | 49 | 10.52% |
| Cast Votes: | | 466 | 100.00% | 466 | 100.00% |
| Undervotes: | | 0 | | 0 | |
| Overvotes: | | 0 | | 0 | |
| Invalid Votes: | | 0 | | 0 | |
| Unresolved write-in votes: | | 7 | | 7 | |

President of the United States - Republican Party

| Choice | Party | Election Day Voting | | Total | |
|----------------------------|-------|---------------------|---------|-------|---------|
| Chris Christie | | 1 | 0.65% | 1 | 0.65% |
| Ron DeSantis | | 3 | 1.95% | 3 | 1.95% |
| Nikki Haley | | 52 | 33.77% | 52 | 33.77% |
| Vivek Ramaswamy | | 1 | 0.65% | 1 | 0.65% |
| Donald J. Trump | | 97 | 62.99% | 97 | 62.99% |
| Cast Votes: | | 154 | 100.00% | 154 | 100.00% |
| Undervotes: | | 0 | | 0 | |
| Overvotes: | | 0 | | 0 | |
| Invalid Votes: | | 0 | | 0 | |
| Unresolved write-in votes: | | 2 | | 2 | |

Precinct Results Report

2024 Presidential Primary

Run Time 5:37 PM
Run Date 03/21/2024**San Juan County**

2024 Presidential Primary

3/12/2024
Page 21**Official Results**Registered Voters
6974 of 14770 = 47.22%
Precincts Reporting
0 of 23 = 0.00%**32 Lopez South**

509 of 1,010 registered voters = 50.40%

President of the United States - Democratic Party

| Choice | Party | Election Day Voting | | Total | |
|----------------------------|-------|---------------------|---------|-------|---------|
| Joseph R Biden Jr | | 311 | 77.56% | 311 | 77.56% |
| Dean Phillips | | 7 | 1.75% | 7 | 1.75% |
| Marianne Williamson | | 13 | 3.24% | 13 | 3.24% |
| Uncommitted Delegates | | 70 | 17.46% | 70 | 17.46% |
| Cast Votes: | | 401 | 100.00% | 401 | 100.00% |
| Undervotes: | | 0 | | 0 | |
| Overvotes: | | 2 | | 2 | |
| Invalid Votes: | | 0 | | 0 | |
| Unresolved write-in votes: | | 8 | | 8 | |

President of the United States - Republican Party

| Choice | Party | Election Day Voting | | Total | |
|----------------------------|-------|---------------------|---------|-------|---------|
| Chris Christie | | 0 | 0.00% | 0 | 0.00% |
| Ron DeSantis | | 1 | 1.03% | 1 | 1.03% |
| Nikki Haley | | 23 | 23.71% | 23 | 23.71% |
| Vivek Ramaswamy | | 2 | 2.06% | 2 | 2.06% |
| Donald J. Trump | | 71 | 73.20% | 71 | 73.20% |
| Cast Votes: | | 97 | 100.00% | 97 | 100.00% |
| Undervotes: | | 0 | | 0 | |
| Overvotes: | | 0 | | 0 | |
| Invalid Votes: | | 0 | | 0 | |
| Unresolved write-in votes: | | 1 | | 1 | |

Precinct Results Report

2024 Presidential Primary

Run Time 5:37 PM
Run Date 03/21/2024

San Juan County

2024 Presidential Primary

3/12/2024
Page 22

Official Results

Registered Voters
6974 of 14770 = 47.22%
Precincts Reporting
0 of 23 = 0.00%

33 Decatur & Outer Is

78 of 148 registered voters = 52.70%

President of the United States - Democratic Party

| Choice | Party | Election Day Voting | | Total | |
|----------------------------|-------|---------------------|---------|-------|---------|
| Joseph R Biden Jr | | 46 | 90.20% | 46 | 90.20% |
| Dean Phillips | | 1 | 1.96% | 1 | 1.96% |
| Marianne Williamson | | 0 | 0.00% | 0 | 0.00% |
| Uncommitted Delegates | | 4 | 7.84% | 4 | 7.84% |
| Cast Votes: | | 51 | 100.00% | 51 | 100.00% |
| Undervotes: | | 0 | | 0 | |
| Overvotes: | | 0 | | 0 | |
| Invalid Votes: | | 0 | | 0 | |
| Unresolved write-in votes: | | 1 | | 1 | |

President of the United States - Republican Party

| Choice | Party | Election Day Voting | | Total | |
|----------------------------|-------|---------------------|---------|-------|---------|
| Chris Christie | | 0 | 0.00% | 0 | 0.00% |
| Ron DeSantis | | 0 | 0.00% | 0 | 0.00% |
| Nikki Haley | | 9 | 36.00% | 9 | 36.00% |
| Vivek Ramaswamy | | 0 | 0.00% | 0 | 0.00% |
| Donald J. Trump | | 16 | 64.00% | 16 | 64.00% |
| Cast Votes: | | 25 | 100.00% | 25 | 100.00% |
| Undervotes: | | 0 | | 0 | |
| Overvotes: | | 0 | | 0 | |
| Invalid Votes: | | 0 | | 0 | |
| Unresolved write-in votes: | | 1 | | 1 | |

Precinct Results Report

2024 Presidential Primary

Run Time 5:37 PM
Run Date 03/21/2024

San Juan County

2024 Presidential Primary

3/12/2024
Page 23

Official Results

Registered Voters
6974 of 14770 = 47.22%
Precincts Reporting
0 of 23 = 0.00%

41 Shaw

101 of 191 registered voters = 52.88%

President of the United States - Democratic Party

| Choice | Party | Election Day Voting | | Total | |
|----------------------------|-------|---------------------|---------|-------|---------|
| Joseph R Biden Jr | | 62 | 79.49% | 62 | 79.49% |
| Dean Phillips | | 0 | 0.00% | 0 | 0.00% |
| Marianne Williamson | | 0 | 0.00% | 0 | 0.00% |
| Uncommitted Delegates | | 16 | 20.51% | 16 | 20.51% |
| Cast Votes: | | 78 | 100.00% | 78 | 100.00% |
| Undervotes: | | 0 | | 0 | |
| Overvotes: | | 0 | | 0 | |
| Invalid Votes: | | 0 | | 0 | |
| Unresolved write-in votes: | | 0 | | 0 | |

President of the United States - Republican Party

| Choice | Party | Election Day Voting | | Total | |
|----------------------------|-------|---------------------|---------|-------|---------|
| Chris Christie | | 0 | 0.00% | 0 | 0.00% |
| Ron DeSantis | | 1 | 4.55% | 1 | 4.55% |
| Nikki Haley | | 6 | 27.27% | 6 | 27.27% |
| Vivek Ramaswamy | | 0 | 0.00% | 0 | 0.00% |
| Donald J. Trump | | 15 | 68.18% | 15 | 68.18% |
| Cast Votes: | | 22 | 100.00% | 22 | 100.00% |
| Undervotes: | | 0 | | 0 | |
| Overvotes: | | 0 | | 0 | |
| Invalid Votes: | | 0 | | 0 | |
| Unresolved write-in votes: | | 1 | | 1 | |

*** End of report ***

Manual Count of Random Groups - Post Election Audit

Date of Election: March 12, 2024 Presidential Primary


Race to be counted: **Democratic Party** - President of the United States

| Response | Batch | | | | | | Manual Totals | Machine Totals |
|-----------------------|-------|------|------|------|------|------|---------------|----------------|
| | D187 | D184 | D183 | D188 | D186 | D185 | | |
| Joseph R Biden Jr | 35 | 37 | 40 | 31 | 34 | 31 | 210 | 210 |
| Dean Phillips | 0 | 0 | 0 | 2 | 0 | 0 | 2 | 2 |
| Marianne Williamson | 2 | 0 | 1 | 1 | 3 | 3 | 10 | 10 |
| Uncommitted Delegates | 11 | 9 | 9 | 15 | 7 | 13 | 64 | 64 |
| Write-in | 1 | 0 | 0 | 1 | 0 | 1 | 3 | 3 |
| Overvote | | | | | | | | |
| Undervoter | | | | | | | | |
| | | | | | | | | |

Explain any discrepancies : _____

Manual Audit matched machine count: Yes; No

Audit results certified by:

Elections Manager:  _____
Camolyn Armstrong

Date March 13, 2024

Cumulative Results Report

2024 Presidential Primary

Run Time 1:18 PM
Run Date 03/13/2024

San Juan County

2024 Presidential Primary

3/12/2024
Page 1

ELECTION NIGHT RESULTS

Unofficial Results

Registered Voters
5345 of 14770 = 36.19%
Precincts Reporting
0 of 23 = 0.00%

President of the United States - Democratic Party

| Choice | Party | Election Day Voting | | Total | |
|----------------------------|-------|---------------------|---------|-------|---------|
| Joseph R Biden Jr | | 3,258 | 86.86% | 3,258 | 86.86% |
| Dean Phillips | | 71 | 1.89% | 71 | 1.89% |
| Marianne Williamson | | 93 | 2.48% | 93 | 2.48% |
| Uncommitted Delegates | | 329 | 8.77% | 329 | 8.77% |
| Cast Votes: | | 3,751 | 100.00% | 3,751 | 100.00% |
| Undervotes: | | 0 | | 0 | |
| Overvotes: | | 4 | | 4 | |
| Invalid Votes: | | 0 | | 0 | |
| Unresolved write-in votes: | | 62 | | 62 | |

President of the United States - Republican Party

| Choice | Party | Election Day Voting | | Total | |
|----------------------------|-------|---------------------|---------|-------|---------|
| Chris Christie | | 21 | 1.39% | 21 | 1.39% |
| Ron DeSantis | | 34 | 2.25% | 34 | 2.25% |
| Nikki Haley | | 533 | 35.20% | 533 | 35.20% |
| Vivek Ramaswamy | | 20 | 1.32% | 20 | 1.32% |
| Donald J. Trump | | 906 | 59.84% | 906 | 59.84% |
| Cast Votes: | | 1,514 | 100.00% | 1,514 | 100.00% |
| Undervotes: | | 0 | | 0 | |
| Overvotes: | | 0 | | 0 | |
| Invalid Votes: | | 0 | | 0 | |
| Unresolved write-in votes: | | 10 | | 10 | |

*** End of report ***

Post media under results

Cumulative Results Report

San Juan County

Unofficial Results

2024 Presidential Primary

2024 Presidential Primary

Registered Voters

5634 of 14770 = 38.14%

Precincts Reporting

0 of 23 = 0.00%

Run Time 1:19 PM
Run Date 03/13/2024

3/12/2024

Page 1

President of the United States - Democratic Party

| Choice | Party | Election Day Voting | | Total | |
|----------------------------|-------|---------------------|---------|-------|---------|
| Joseph R Biden Jr | | 3,468 | 85.91% | 3,468 | 85.91% |
| Dean Phillips | | 73 | 1.81% | 73 | 1.81% |
| Marianne Williamson | | 103 | 2.55% | 103 | 2.55% |
| Uncommitted Delegates | | 393 | 9.73% | 393 | 9.73% |
| Cast Votes: | | 4,037 | 100.00% | 4,037 | 100.00% |
| Undervotes: | | 0 | | 0 | |
| Overvotes: | | 4 | | 4 | |
| Invalid Votes: | | 0 | | 0 | |
| Unresolved write-in votes: | | 65 | | 65 | |

- 3258 = 210
 - 71 = 2
 - 93 = 10
 - 329 = 64

- 62 - 3.

President of the United States - Republican Party

| Choice | Party | Election Day Voting | | Total | |
|----------------------------|-------|---------------------|---------|-------|---------|
| Chris Christie | | 21 | 1.39% | 21 | 1.39% |
| Ron DeSantis | | 34 | 2.25% | 34 | 2.25% |
| Nikki Haley | | 533 | 35.20% | 533 | 35.20% |
| Vivek Ramaswamy | | 20 | 1.32% | 20 | 1.32% |
| Donald J. Trump | | 906 | 59.84% | 906 | 59.84% |
| Cast Votes: | | 1,514 | 100.00% | 1,514 | 100.00% |
| Undervotes: | | 0 | | 0 | |
| Overvotes: | | 0 | | 0 | |
| Invalid Votes: | | 0 | | 0 | |
| Unresolved write-in votes: | | 10 | | 10 | |

*** End of report ***

Manual Count of Random Groups - Post Election Audit

Date of Election: March 12, 2024 Presidential Primary Batch D185

Race to be counted: **Democratic Party** - President of the United States

| Response | Count Team 1 | Count Team 2 | Manual Totals |
|-----------------------|--------------|--------------|---------------|
| Joseph R Biden Jr | 31 | 31 | 31 |
| Dean Phillips | | | 0 |
| Marianne Williamson | 3 | 3 | 3 |
| Uncommitted Delegates | 13 | 13 | 13 |
| Write-in | 1 | 1 | 1 |
| Overvote | | | |
| Undervoter | | | |

Audit results processed by:

Count Team 1:

Sign 1. Obuganski Date 3-13-24

Sign 2. Kim Burns Date 3/13/24

Count Team 2:

Sign 1. RD Hee Date 3-13-24

Sign 2. Lee Buganski Date 3-13-24

Manual Count of Random Groups - Post Election Audit

Date of Election: March 12, 2024 Presidential Primary Batch D187

Race to be counted: **Democratic Party** - President of the United States

| Response | Count Team 1 | Count Team 2 | Manual Totals |
|-----------------------|--------------|--------------|---------------|
| Joseph R Biden Jr | 35 | 35 | 35 |
| Dean Phillips | | | 0 |
| Marianne Williamson | 2 | 2 | 2 |
| Uncommitted Delegates | 11 | 11 | 11 |
| Write-in | 1 | 1 | 1 |
| Overvote | | | |
| Undervoter | | | |

Audit results processed by:

Count Team 1:

Sign 1. *J Buganski* Date 3-13-24

Sign 2. *Kim Burns* Date 3/13/24

Count Team 2:

Sign 1. *PA Lee* Date 3-13-24

Sign 2. *J Buganski* Date 3-13-24

Manual Count of Random Groups - Post Election Audit

Date of Election: March 12, 2024 Presidential Primary Batch D184

Race to be counted: **Democratic Party** - President of the United States

| Response | Count Team 1 | Count Team 2 | Manual Totals |
|-----------------------|--------------|--------------|---------------|
| Joseph R Biden Jr | 37 | 37 | 37 |
| Dean Phillips | | | 0 |
| Marianne Williamson | | | 0 |
| Uncommitted Delegates | 9 | 9 | 9 |
| Write-in | | | |
| Overvote | | | |
| Undervoter | | | |

Audit results processed by:

Count Team 1:

Sign 1. *BA Heen* Date 3-13-24

Sign 2. *J Buganski* Date 3-13-24

Count Team 2:

Sign 1. *Kevin Burns* Date 3/13/2024

Sign 2. *Abegonok* Date 3-13-24

Manual Count of Random Groups - Post Election Audit

Date of Election: March 12, 2024 Presidential Primary Batch D183

Race to be counted: **Democratic Party** - President of the United States

| Response | Count Team 1 | Count Team 2 | Manual Totals |
|-----------------------|--------------|--------------|---------------|
| Joseph R Biden Jr | 40 | 40 | 40 |
| Dean Phillips | 0 | 0 | 0 |
| Marianne Williamson | 1 | 1 | 1 |
| Uncommitted Delegates | 9 | 9 | 9 |
| Write-in | 0 | 0 | 0 |
| Overvote | 0 | 0 | |
| Undervoter | 0 | 0 | |

Audit results processed by:

Count Team 1:

Sign 1. D. Deane Date 3/13/24

Sign 2. J. Seaw Date 3/13/24

Count Team 2:

Sign 1. R. Heer Date 3-13-24

Sign 2. L. Buganski Date 3-13-24

Manual Count of Random Groups - Post Election Audit

Date of Election: March 12, 2024 Presidential Primary Batch D178

Race to be counted: **Democratic Party** - President of the United States

| Response | Count Team 1 | Count Team 2 | Manual Totals |
|-----------------------|--------------|--------------|---------------|
| Joseph R Biden Jr | 31 | 31 | 31 |
| Dean Phillips | 2 | 2 | 2 |
| Marianne Williamson | 1 | 1 | 1 |
| Uncommitted Delegates | 15 | 15 | 15 |
| Write-in | 1 | 1 | 1 |
| Overvote | | 0 | |
| Undervoter | | 0 | |

Audit results processed by:

Count Team 1:

Sign 1. *R. Allen* Date 3-13-24

Sign 2. *Led Bogard* Date 3-13-24

Count Team 2:

Sign 1. *D. Allen* Date 3/13/24

Sign 2. *J. Sear* Date 3/13/24

Manual Count of Random Groups - Post Election Audit

Date of Election: March 12, 2024 Presidential Primary Batch D186

Race to be counted: **Democratic Party** - President of the United States

| Response | Count Team 1 | Count Team 2 | Manual Totals |
|-----------------------|----------------|----------------|---------------|
| Joseph R Biden Jr | 36 | 36 | 36 |
| Dean Phillips | 0 | 0 | 0 |
| Marianne Williamson | 3 | 3 3 | 3 |
| Uncommitted Delegates | 7 7 | 7 | 7 |
| Write-in | 0 | 0 | 0 |
| Overvote | 0 | 0 | |
| Undervoter | 0 | 0 | |

Audit results processed by:

Count Team 1:

Sign 1. D. Acun Date 3/13/24

Sign 2. J. Sear Date 3/13/24

Count Team 2:

Sign 1. Bugarsk Date 3-13-24

Sign 2. Kim Barne Date 3-13-24