

Oath of Authenticity

STATE OF WASHINGTON)
) ss.
COUNTY OF SAN JUAN)

I solemnly swear that the unofficial returns and supporting documentation of the April Special Election held on April 23, 2024, in San Juan County, State of Washington, are true and correct.



Camolyn Armstrong, Elections Manager



Subscribed and sworn before me this 2nd day of May 2024




Jane Fuller, County Legislative Authority (witness)

Certification of the Canvassing Board

STATE OF WASHINGTON)
) ss.
COUNTY OF SAN JUAN)

The undersigned officers designated by law as constituting the Canvassing Board for the County of San Juan, State of Washington, hereby certify that this is a full, true, and correct copy of the Abstract of Votes including the cumulative results, precinct results, and reconciliation report of votes cast at the April Special Election held on April 23, 2024, in San Juan County, State of Washington, and that the following are the true and reconciled numbers of voters and votes counted.

Witness our hands and official seal this 3rd day of May 2024



Natasha Warmenhoven, Deputy Auditor



Jane Fuller, County Legislative Authority (witness)





Jonathan Cain – Chief Deputy Prosecuting Attorney (witness)



SAN JUAN COUNTY
WASHINGTON

Natasha K. Warmenhoven, County Auditor

Camolyn Armstrong, Elections Manager

55 Second St · PO Box 638

Friday Harbor, WA 98250

(360) 378-3357

Sanjuancountywa.gov/elections

April Special Election – April 23, 2024
Canvass Board Meeting - Certification of Election
Friday, May 3, 2024

Canvass Board Members Present:

Natasha Warmenhoven, SJC Auditor	Ballots issued:	4,765		
Jane Fuller, SJC Councilmember	Registered Voters:	4,707		
Jonathan Cain, SJC Chief Deputy Prosecuting Attorney	Ballots received:	1,980		
	Ballots accepted:	1,903	68%	Return

Challenged Envelopes	Total to Canvass	Accepted	Rejected
No Signature received	10	2	8
<i>Cure forms received and processed</i>	2		
<i>Outstanding balance (letters sent to voters, no response)</i>	8		
Mismatch Signature	1	0	1
<i>Cure forms received and processed and accepted by Canvass</i>	0		
<i>Outstanding balance (letters sent to voters, no response)</i>	1		
Late Return – Mail	68	0	68

Total Challenged Envelopes sent to Canvass 79

Total Rejected 77

San Juan County Auditor Signature:



Natasha Warmenhoven, SJC Auditor

San Juan County Auditor

Reconciliation Form

General information

County name San Juan
 Election date 4/23/2024

Registered voters eligible to participate

Active registered voters 4,707
 Inactive registered voters 360

Category Reconciliation (detailed accounting of ballots)

	Issued (number of voters issued ballots)	Credited voters in VoteWA (envelopes containing ballots)	Ballots Accepted (Counted / Tabulated)	Ballots not counted		Discrepancy (If zero, category balances)
				Ballots forwarded to other counties	Ballots Rejected	
UOCAVA	123	11	11	N/A	0	0
Federal write-in	N/A	0	0	N/A	0	0
Provisional	0	0	0	0	0	0
DREs	0	0	0	N/A	0	0
All voters not reported in above categories	4,642	1,969	1,892	0	77	0
Total for all voter categories	4,765	1,980	1,903	0	77	0

Summary

Reconciliation

Overall Ballot Reconciliation

Ballots Received	1,980
Ballots Accepted	1,903
Ballots Not Counted	77
Discrepancy	0

Voters credited to ballots counted

Credited voters in VoteWA	1,906
Credited envelopes without ballots	(3)
Voters not credited in VoteWA (examples: FWAB or ACP)	0
Total valid ballots	1,903
Discrepancy	0

Additional Information

Replacement Ballots

Requested	56
Issued	56
Returned	21
Counted	20
Rejected	1

Return method

Email	4
Fax	0
Deposited at staffed, unstaffed deposit sites and voting centers	645
Non-UOCAVA returned by Fax or Email	0

Generation method

VoteWA	20
Other online programs	0
PDF originating from county	0
Non-UOCAVA ballots issued electronically	10

AVU

Estimated number of paper ballots printed by AVU	0
--	---

Category discrepancy explanation

VoteWA discrepancy explanation

Report prepared by: Camolyn Armstrong
 Contact number: 360-370-7563

Date: May 3, 2024

Reconciliation Form

Data entry

General information	
County name	San Juan
Election date	4/23/2024

Registered voters eligible to participate	
Number of ACTIVE registered voters	4,707
Number of INACTIVE registered voters	360
Total registered voters eligible to participate	5,067

VoteWA	
How many voters were credited in VoteWA?	1,906
How many envelopes without ballots were credited, including ballots of other elections?	3
How many valid voters were NOT credited in VoteWA (ACP, FWAB)?	
Adjusted number of valid voters	1,903

Ballots issued	
What was the total number of ballots issued?	4,765
Of the total number above, how many UOCAVA ballots were issued?	123
Of the total number above, how many provisional ballots were issued?	-
Of the total number above, how many DRE ballots were issued?	-

Voted ballots received	
How many voted ballots (in total) did you receive?	1,980
Of the number above, how many UOCAVA ballots did you receive?	11
Of the number above, how many Federal write-in ballots did you receive?	-
Of the number above, how many provisional ballots did you receive?	-
Of the number above, how DRE ballots were cast?	-

Ballots Accepted	
How many ballots (in total) were counted/tabulated?	1,903
Of the number above, how many UOCAVA ballots were counted/tabulated?	11
Of the number above, how many Federal Write-in ballots were counted/tabulated?	-
Of the number above, how many provisional ballots were counted/tabulated?	-
Of the number above, how many DRE ballots were counted/tabulated?	-

Ballots NOT Counted/Tabulated	
<u>Forwarded ballots</u>	
Total ballots forwarded to other counties?	-
Of the total number above, how many of the forwarded ballots were provisional ballots?	-
Of the total number above, how many of the forwarded ballots were late transfer?	-
<u>Rejected ballots</u>	
Total ballots rejected	77
Of the total above, how many were rejected because of a missing signature?	8

Of the total above, how many were rejected because of the signature didn't match?	1
Of the total above, how many were rejected because of the ballot was Postmarked too late?	68
Of the total above, how many were rejected because they were returned electronically and no hardcopy was rec	-
Of the total above, how many were rejected other reasons?	-
Total UOCAVA ballots rejected	-
Of the total above, how many were rejected because of a missing signature?	-
Of the total above, how many were rejected because of the signature didn't match?	-
Of the total above, how many were rejected because of the ballot was Postmarked too late?	-
Of the total above, how many were rejected other reasons?	-
Total Federal Write-in Absentee ballots rejected	-
Of the total above, how many were rejected because of a missing signature?	-
Of the total above, how many were rejected because of the signature didn't match?	-
Of the total above, how many were rejected because of the ballot was Postmarked too late?	-
Of the total above, how many were rejected other reasons?	-
Total provisional ballots rejected	-
Of the total above, how many were rejected because of a missing signature?	-
Of the total above, how many were rejected because of the signature didn't match?	-
Of the total above, how many were rejected because of the ballot was Postmarked too late?	-
Of the total above, how many were rejected other reasons?	-
Total DRE ballots rejected	-

Additional Information	
Replacement Ballots	
How many replacement ballots were requested?	56
How many replacement ballots were issued?	56
How many replacement ballots were received?	21
How many replacement ballots were counted?	20
How many replacement ballots were rejected?	1
Ballot generation method	
How many ballots were generated through VoteWA?	20
How many ballots were generated through other online programs?	-
How many ballots were generated through a PDF originating from the county?	-
How many non-UOCAVA ballots were issued by email, fax, or online program?	10
Ballots returned	
In total, how many ballots were returned by E-mail?	4
In total, how many ballots were returned by fax?	-
How many non-UOCAVA ballots were returned by E-Mail or fax?	-
How many ballots were deposited at staffed or unstaffed deposit sites and voting centers?	645
AVU	
Please provide an estimate of the number of paper ballots printed by AVU	-

Signature	
Report prepared by	Date
Camolyn Armstrong	05/03/24
Contact number	
360-370-7563	

**ABSTRACT OF APRIL SPECIAL ELECTION RETURNS
SAN JUAN COUNTY, WASHINGTON**

2024 April Election


**San Juan County Fire Protection District No. 2
Proposition No. 1 – Authorizing Regular Property Tax Levy Lid Lift**

	2024 Active Registered Voters	Votes Cast	Yes Votes	No Votes
Total	4,707	1,898	1,303	595

Proposition No. 1 received a 68.65% approval of the total number of votes cast (a 50% plus one vote was required to pass). Therefore, the proposition did pass.

STATE OF WASHINGTON }
COUNTY OF SAN JUAN }


I do solemnly swear that the above is a full, true, and correct abstract thereof made by the Canvass Board as required by law.

Attest: 
Natasha K. Warmenhoven, Auditor 5/3/24
Date

STATE OF WASHINGTON }
COUNTY OF SAN JUAN }

The undersigned, being designated by the canvassing board of election returns for and in the County of San Juan, State of Washington, do hereby certify that the foregoing is a true, full, and correct abstract of votes polled in the San Juan County Fire Protection District No. 2 - Proposition No. 1 - Authorizing Regular Property Tax Levy Lid Lift measure at the 2024 April Special election held on April 23, 2024.

ABSTRACT OF SPECIAL ELECTION RETURNS
San Juan County


Camolyn Armstrong, Elections Manager 5/3/2024
Date

Cumulative Results Report

2024 April Special Official

Run Time 4:56 PM
Run Date 05/02/2024

San Juan County

2024 April Special

4/23/2024

Page 1

Official Results

Registered Voters
1903 of 4707 = 40.43%

Precincts Reporting
0 of 7 = 0.00%

San Juan County Fire Protection District No. 2

Choice	Party	Absentee Voting		Total	
Yes		1,303	68.65%	1,303	68.65%
No		595	31.35%	595	31.35%
Cast Votes:		1,898	100.00%	1,898	100.00%
Undervotes:		5		5	
Overvotes:		0		0	
Unresolved write-in votes:		0		0	

*** End of report ***

Precinct Results Report

2024 April Special Official

Run Time 4:56 PM
Run Date 05/02/2024

San Juan County

2024 April Special

4/23/2024

Page 1

Official Results

Registered Voters
1903 of 4707 = 40.43%

Precincts Reporting
0 of 7 = 0.00%

21 Orcas North

192 of 506 registered voters = 37.94%

San Juan County Fire Protection District No. 2

Choice	Party	Absentee Voting		Total	
Yes		128	66.67%	128	66.67%
No		64	33.33%	64	33.33%
Cast Votes:		192	100.00%	192	100.00%
Undervotes:		0		0	
Overvotes:		0		0	
Unresolved write-in votes:		0		0	

Precinct Results Report

2024 April Special Official

Run Time 4:56 PM
Run Date 05/02/2024

San Juan County

2024 April Special

4/23/2024

Page 2

Official Results

Registered Voters
1903 of 4707 = 40.43%

Precincts Reporting
0 of 7 = 0.00%

22 Orcas West

260 of 638 registered voters = 40.75%

San Juan County Fire Protection District No. 2

Choice	Party	Absentee Voting		Total	
Yes		175	67.57%	175	67.57%
No		84	32.43%	84	32.43%
Cast Votes:		259	100.00%	259	100.00%
Undervotes:		1		1	
Overvotes:		0		0	
Unresolved write-in votes:		0		0	

Precinct Results Report

2024 April Special Official

Run Time 4:56 PM
Run Date 05/02/2024

San Juan County

2024 April Special

4/23/2024

Page 3

Official Results

Registered Voters
1903 of 4707 = 40.43%

Precincts Reporting
0 of 7 = 0.00%

23 Orcas CTRL

272 of 640 registered voters = 42.50%

San Juan County Fire Protection District No. 2

Choice	Party	Absentee Voting		Total	
Yes		167	61.62%	167	61.62%
No		104	38.38%	104	38.38%
Cast Votes:		271	100.00%	271	100.00%
Undervotes:		1		1	
Overvotes:		0		0	
Unresolved write-in votes:		0		0	

Precinct Results Report

2024 April Special Official

Run Time 4:56 PM
Run Date 05/02/2024

San Juan County

2024 April Special

4/23/2024

Page 4

Official Results

Registered Voters
1903 of 4707 = 40.43%

Precincts Reporting
0 of 7 = 0.00%

24 Orcas South

222 of 520 registered voters = 42.69%

San Juan County Fire Protection District No. 2

Choice	Party	Absentee Voting		Total	
Yes		158	71.17%	158	71.17%
No		64	28.83%	64	28.83%
Cast Votes:		222	100.00%	222	100.00%
Undervotes:		0		0	
Overvotes:		0		0	
Unresolved write-in votes:		0		0	

Precinct Results Report

2024 April Special Official

Run Time 4:56 PM
Run Date 05/02/2024

San Juan County

2024 April Special

4/23/2024

Page 5

Official Results

Registered Voters
1903 of 4707 = 40.43%

Precincts Reporting
0 of 7 = 0.00%

25 Eastsound North

292 of 836 registered voters = 34.93%

San Juan County Fire Protection District No. 2					
Choice	Party	Absentee Voting		Total	
Yes		201	69.07%	201	69.07%
No		90	30.93%	90	30.93%
	Cast Votes:	291	100.00%	291	100.00%
	Undervotes:	1		1	
	Overvotes:	0		0	
	Unresolved write-in votes:	0		0	

Precinct Results Report

2024 April Special Official

Run Time 4:56 PM
Run Date 05/02/2024

San Juan County

2024 April Special

4/23/2024
Page 6

Official Results

Registered Voters
1903 of 4707 = 40.43%
Precincts Reporting
0 of 7 = 0.00%

26 Eastsound

245 of 584 registered voters = 41.95%

San Juan County Fire Protection District No. 2

Choice	Party	Absentee Voting		Total	
Yes		172	70.49%	172	70.49%
No		72	29.51%	72	29.51%
Cast Votes:		244	100.00%	244	100.00%
Undervotes:		1		1	
Overvotes:		0		0	
Unresolved write-in votes:		0		0	

Precinct Results Report

2024 April Special Official

Run Time 4:56 PM
Run Date 05/02/2024

San Juan County

2024 April Special

4/23/2024

Page 7

Official Results

Registered Voters
1903 of 4707 = 40.43%

Precincts Reporting
0 of 7 = 0.00%

27 Orcas East

420 of 983 registered voters = 42.73%

San Juan County Fire Protection District No. 2

Choice	Party	Absentee Voting		Total	
Yes		302	72.08%	302	72.08%
No		117	27.92%	117	27.92%
Cast Votes:		419	100.00%	419	100.00%
Undervotes:		1		1	
Overvotes:		0		0	
Unresolved write-in votes:		0		0	

*** End of report ***

Manual Count of Random Groups - Post Election Audit

Date of Election: April 23, 2024 Special Election

Batch 109

Race to be counted: San Juan County Fire Protection District No. 2

Response	Count Team 1	Count Team 2		Manual Totals
Yes	27	27		
No	20	20		
Undervotes	0	0		
Overvotes	0	0		

Audit results processed by:

Count Team 1:

Sign 1. OBuganski Date 4-24-24

Sign 2. Don M. Acers Date 4/24/24

Count Team 2:

Sign 1. Leed Buganski Date 4-24-24

Sign 2. Donald J. Han Date 4-24-24

Manual Count of Random Groups - Post Election Audit

Date of Election: April 23, 2024 Special Election

Batch 49

Race to be counted: San Juan County Fire Protection District No. 2

Response	Count Team 1	Count Team 2		Manual Totals
Yes	37	37		
No	12	12		
Undervotes	0	0		
Overvotes	0	0		
	49	49		

Audit results processed by:

Count Team 1:

Sign 1. B. H. [Signature] Date 4.24.24

Sign 2. J. Keller [Signature] Date 4-24-24

Count Team 2:

Sign 1. R. Buganski [Signature] Date 4.24.24

Sign 2. Sam [Signature] Date 4/24/24

Manual Count of Random Groups - Post Election Audit

Date of Election: April 23, 2024 Special Election

Batch 115

Race to be counted: San Juan County Fire Protection District No. 2

Response	Count Team 1	Count Team 2		Manual Totals
Yes	29	29		29
No	6	6		6
Undervotes	0	0		0
Overvotes	0	0		0

Audit results processed by:

Count Team 1:

Sign 1. *Bronckel J. New* Date 4-24-24

Sign 2. *Led Buganski* Date 4-24-24

Count Team 2:

Sign 1. *R. Klein* Date 4-24-24

Sign 2. *J. Keller* Date 4-24-24

Manual Count of Random Groups - Post Election Audit

Date of Election: April 23, 2024 Special Election

Batch 119

Race to be counted: San Juan County Fire Protection District No. 2

Response	Count Team 1	Count Team 2		Manual Totals
Yes	31	31		
No	17	17		
Undervotes	0	0		
Overvotes	0	0		

Audit results processed by:

Count Team 1:

Sign 1. *[Signature]* Date 4-24-24

Sign 2. *[Signature]* Date 4-24-24

Count Team 2:

Sign 1. *[Signature]* Date 4-24-24

Sign 2. *[Signature]* Date 4/24/24

Manual Count of Random Groups - Post Election Audit

Date of Election: April 23, 2024 Special Election

Batch 129

Race to be counted: San Juan County Fire Protection District No. 2

Response	Count Team 1	Count Team 2	Manual Totals
Yes	31	31	
No	12	12	
Undervotes	0	0	
Overvotes	0	0	
	43		

Audit results processed by:

Count Team 1:

Sign 1. *R. Allen* Date 4-24-24

Sign 2. *J. Keller* Date 4-24-24

Count Team 2:

Sign 1. *Lee Buganski* Date 4-24-24

Sign 2. *David Neer* Date 4-24-24

Manual Count of Random Groups - Post Election Audit

Date of Election: April 23, 2024 Special Election

Batch 104

Race to be counted: San Juan County Fire Protection District No. 2

Response	Count Team 1	Count Team 2		Manual Totals
Yes	36	36		36
No	13	13		13
Undervotes	1	1		1
Overvotes				

Audit results processed by:

Count Team 1:

Sign 1. Dean Buganski Date 4-24-24

Sign 2. Don M. Deane Date 4/24/24

Count Team 2:

Sign 1. B. Atkins Date 4-24-24

Sign 2. A. Keller Date 4-24-24

Cumulative Results Report

2024 April Special - Post Election Audit

Run Time 11:48 AM

Run Date 04/24/2024

San Juan County

2024 April Special

4/23/2024

Page 1

Unofficial Results

Registered Voters

0 of 4707 = 0.00%

Precincts Reporting

0 of 7 = 0.00%

San Juan County Fire Protection District No. 2

Choice	Party	Absentee Voting		Total	
Yes		0	0.00%	0	0.00%
No		0	0.00%	0	0.00%
	Cast Votes:	0	0.00%	0	0.00%
	Undervotes:	0		0	
	Overvotes:	0		0	
	Unresolved write-in votes:	0		0	

*** End of report ***

Cumulative Results Report

2024 April Special - Post Election Audit

Run Time 11:54 AM

Run Date 04/24/2024

San Juan County

2024 April Special

4/23/2024

Page 1

Unofficial Results

Registered Voters

272 of 4707 = 5.78%

Precincts Reporting

0 of 7 = 0.00%

San Juan County Fire Protection District No. 2

Choice	Party	Absentee Voting		Total	
Yes		191	70.48%	191	70.48%
No		80	29.52%	80	29.52%
Cast Votes:		271	100.00%	271	100.00%
Undervotes:		1		1	
Overvotes:		0		0	
Unresolved write-in votes:		0		0	

*** End of report ***



**San Juan County Canvass Board
Review of Late Mailed Ballots**

**San Juan County Canvass Board
April 23, 2024 Special Elections**

On May 2, 2024, the Canvass Board reviewed 68 envelopes with late postmarks.

 envelopes were accepted as timely and

12KW 68 envelopes were rejected as late by the Canvass Board.



Natasha Warmenhoven, SJC Auditor (witness)

May 2, 2024



Jane Fuller, SJC Councilmember (witness)

May 2, 2024



Jonathan Cain, SJC Chief Deputy Prosecuting Attorney (witness)

May 2, 2024