

San Juan County Elections  
PO Box 638  
Friday Harbor WA 98250

**Document Title(s):  
August 6, 2024 Primary Election Returns**

Grantors: San Juan County  
Grantees: San Juan County

Tax Parcel Number(s):

Legal Description: **August 6, 2024 Primary – Canvassing Reports**

Reference Auditor File Numbers: 2023-1218001



# SAN JUAN COUNTY WASHINGTON

Natasha K. Warmenhoven, County Auditor  
Camolyn Armstrong, Elections Manager  
55 Second St · PO Box 638  
Friday Harbor, WA 98250  
360-378-3357  
Sanjuancountywa.gov/Elections

## Canvassing Board Review and Certification Meetings August 6, 2024, Primary Election

### August 19, 2024 — Review

#### Attendees:

- Natasha Warmenhoven – San Juan County Auditor
- Jane Fuller – San Juan County Council Member
- Jon Cain – San Juan County Senior Deputy Prosecuting Attorney
- Camolyn Armstrong – Elections Manager
- Alyssa Slagle – Administrative Specialist

Auditor Warmenhoven called the Canvassing Board review meeting to order at 9:33 am on Monday, August 19, 2024, at the San Juan County Elections office. Ms. Armstrong began with the Oath of Authenticity. Councilperson Fuller and Ms. Armstrong both signed the Oath.

14,761 registered voters. 15,096 ballots issued. 8,375 Ballots received.

135 envelopes were challenged, each received a cure letter and a phone call from the elections manager.

11 challenged ballots were reviewed and accepted. All other ballots were accepted and processed.

Ms. Armstrong recounted the challenges that faced this Primary Election including lack of ferry services to Shaw Island and the inter-island route. She also noted two law changes regarding signature verification. She notes that all challenged signatures must have a second review as well as a signature verification compliance check that was completed last week.

Canvassing Board members reviewed challenged envelopes and ballots as follows:

#### Primary Election – August 6, 2024

#### Canvass Board Meeting - canvassing vote-by-mail and challenged ballots - Review

Monday, August 19, 2024

#### Canvass Board Members Present:

Natasha Warmenhoven, SJC Auditor	Ballots issued:	15,096		
Jane Fuller, SJC Councilmember	Registered Voters:	14,761		
Jonathan Cain, SJC Senior Deputy PA	Ballots received:	8,375		
	Ballots accepted:	8,288	56%	Return

#### Challenged Envelopes

#### Total to Canvass Accepted Rejected

No Signature

19

0	19
---	----

<b>Mismatch Signature</b>	<b>68</b>	15	53
<b>Late Return - Mail</b>	<b>48</b>	0	48
<b>Total Challenged Envelopes sent to Canvass</b>	<b>135</b>		

<b>Challenged Ballots</b>	<b>Total to Canvass</b>	<b>Accepted</b>	<b>Rejected</b>
<b>Ballot race/measure</b>	<b>11</b>	11	0
			120
		<b>Total Rejected</b>	

The meeting was adjourned at 11:22 am with notice that the Canvassing Board would reconvene Tuesday, August 20, 2024, at 8:30 am at the Elections office to certify the election.

**August 20, 2024 - Certification**

**Attendees:**

- Natasha Warmenhoven – San Juan County Auditor
- Jane Fuller – San Juan County Council Member
- Jon Cain – San Juan County Senior Deputy Prosecuting Attorney
- Camolyn Armstrong – Elections Manager
- Alyssa Slagle – Administrative Specialist

Auditor Warmenhoven called the Canvassing Board Certification Meeting to order at 8:39 am on Tuesday, August 20, 2024, at the San Juan County Elections office.

Ms. Armstrong reviewed an updated status of challenged ballots accepted by the canvassing board and cure forms received through 4:30 pm, August 19, 2024.

Ms. Armstrong reviewed the number of ballots issued: 15,096. There were 14,761 eligible voters for this election. 8,308 ballots were accepted (including 20 ballots that received cure letters and were reviewed by canvassing board on August 19). Ms. Armstrong received 7 cure forms after the meeting yesterday morning. Deputy Prosecutor Cain wanted to make note that there in fact were 48 ballots rejected for mismatched signature and 48 rejected ballots due to delayed mail.

Ms. Armstrong goes on to explain the Reconciliation Form that will be sent to the Secretary of State. She notes there are no discrepancies to be noted on this form.

Deputy Prosecutor Cain notes the number of ballots returned at the ballot boxes seemed high and asked if this was standard for our county and other counties in the state. Ms. Armstrong noted this

was more than double the number of ballots returned to the ballot box compared to the 2020 Primary election. It was discussed that returning ballots to the physical ballot boxes is a way to ensure your ballot is received on time whether returned to a SJC ballot box or another county. There were 48 ballots received late in the mail during this election.

**Primary Election – August 6, 2024**  
**Canvass Board Meeting - Certification of Election**  
 Tuesday, August 20, 2024

**Canvass Board Members Present:**

Natasha Warmenhoven, SJC Auditor	Ballots issued:	15,096	
Jane Fuller, SJC Councilmember	Registered Voters:	14,761	
Jonathan Cain, SJC Senior Prosecuting Attorney	Ballots received:	8,421	
	Ballots accepted:	8,308	56% Return

Challenged Envelopes	Total to Canvass	Accepted	Rejected
<b>No Signature received</b>	<b>19</b>	2	17
<i>Cure forms received and processed</i>	2		
<i>Outstanding balance (letters sent to voters, no response)</i>	17		
<b>Mismatch Signature</b>	<b>68</b>	20	48
<i>Cure forms received and processed and signatures accepted by Canvass</i>	20		
<i>Outstanding balance (letters sent to voters, no response)</i>	48		
<b>Late Return – Mail</b>	<b>48</b>	0	48
<b>Total Challenged Envelopes sent to Canvass</b>			
<b>135</b>			

**11 ballots were reviewed for voter intent**

**Total Rejected** **113**

Ms. Armstrong presented the following documents to the Canvassing Board members for review:

- VoteWA Reconciliation Form
- VoteWA Reconciliation Report
- Official Precinct Report
- Official Cumulative Report
- Post-Election Audit Report

Canvassing Board members reviewed the reports. Ms. Armstrong explained how the numbers on the reports were obtained.

Ms. Armstrong communicated that the Secretary of State is instructing all counties to conduct a recount of the Commissioner of Public Lands race as the candidates were within 204 votes of each other. A press release needs to be made at least one day prior to the recount. The earliest the recount could start is Saturday, August 24th. Final results of the hand count need to be submitted no later than Friday, August 30<sup>th</sup> (this date is tentative and has not been set by the Secretary of State).

Ms. Armstrong requested that language be added to the Canvassing Board Administrative Rules to allow the canvassing board to instruct the Auditor on how to inform the public of a recount in the future. The current manual does not give specific instructions on how to go about this.

Deputy Prosecutor Cain requested some additional time to review the amendment to the Canvassing Board Administrative Rules.

Ms. Armstrong requested an amendment specific to this election be completed today as the press release need to be sent out right away to notify the candidates, parties, and public of the recount. She notes verbal notification of this is sufficient and Deputy Prosecutor Cain will have until Thursday, August 22<sup>nd</sup> to review the official language of the amendment for future elections.

In addition to the recount, the Secretary of State has chosen San Juan County to conduct a review of the recount. This means the Secretary of State will be reviewing our process and procedures. It is to be determined if this will be done remotely or in person.

Ms. Armstrong proposed Tuesday to conduct the recount due to a pre-existing commitment and to allow more time to review the procedures and the law before the recount begins considering the SOS's attendance. She also has some logistics to consider with the limited number of staff. Ms. Armstrong believes the recount can be done within one day. A notice has already gone out to the "A-Team" temporary employees to notify them of this impending recount.

Councilperson Fuller questioned why new language would be added to the manual as there is already language in the manual regarding recounts (pg. 29 of the Canvassing Board Manual). Ms. Armstrong reviewed this language during the meeting and concluded that section of the manual did not have the language to direct the Auditors regarding notifying the parties, candidates, and public of the recount.

Deputy Prosecutor Cain asked that we recess the meeting so he can review the law and language before making any verbal authorizations.

Auditor Warmenhoven and Ms. Armstrong agreed and restated they needed a final answer today. The meeting will recess and reconvene around 10:30AM to discuss.

The Canvassing Board returned to certifying the 2024 Primary Election and completed this prior to adjourning.

The meeting was adjourned at 9:32 AM to reconvene at 10:30 AM.

The meeting was reconvened at 10:44 AM.

After reviewing the rules and laws regarding the proposed amendment, Deputy Prosecutor Cain determined the authorization and responsibility of notifying the public, candidates, and parties of the recount could be delegated to the Auditor as they already have the responsibility of conducting the election.

Deputy Prosecutor Cain and Ms. Armstrong drafted an amendment of the SJC Administrative Rules that would direct and authorize the Auditor to send out notice, set costs, and complete the election. The Canvassing Board will continue to set the time and place of the meeting.

Under the Canvassing Board WAC 434.630.125 whenever the canvassing board does file a delegation, it needs to be filed with the Auditor one day prior to any action being taken. Thus this will not take effect until tomorrow.

Auditor Warmenhoven said that even if they are delayed by one day, they are able to give sufficient notice of the upcoming meeting.

Ms. Armstrong would like to request that they meet on the afternoon of Thursday, August 22 to delegate the orders to the Auditor and set a date for the recount. The Canvassing Board deliberated over the timing of the meeting and ended on tentatively scheduling the meeting on Thursday, August 22<sup>nd</sup> pending word from the Secretary of State for further instruction. If the Secretary of State has not given their final instruction, they will meet that Friday, August 23<sup>rd</sup>. This meeting is planned to be hybrid – physically at the elections office and electronically via TEAMS. Auditor Warmenhoven and Ms. Armstrong agreed to look into RCW's and OPMA guidelines to ensure a hybrid meeting is acceptable.

Auditor Warmenhoven notes recent OPMA guidelines changed to allow hybrid meetings as long as there is a physical location to allow the public to attend. The meeting must be conducted at times and locations that are open to the public and the meeting must be published ahead of time.

The TEAMS meeting link will be published with the notification to the public.

First meeting time set– Thursday, August 22<sup>nd</sup> at 2:00 PM for Canvassing Board to direct the Auditor to proceed with the recount. Location: Elections office with a corresponding TEAMS link.

Deputy Prosecutor Cain suggested to avoid any uncertainty of today's proceedings. He would like to take formal action and move to amend Chapter X of the SJC Canvassing Board Administrative Rules. The SJC Auditor is authorized to provide notice, set count, and complete the election when a recount is necessary. This document will be filed with the Auditor's office.


Deputy Prosecutor Cain moved to adopt. Councilperson Fuller Seconds.

Councilperson Fuller wanted to know who has the authority to amend the rules. It was confirmed that the Canvassing Board has the authority.

Auditor Warmenhoven notes this has been moved and seconded. All Canvassing board members agreed and the motion passed unanimously. The Chapter X amendment was signed.


Meeting adjourned at 11:11 AM.

Respectfully submitted,


DocuSigned by:  
  
52119578546747D...


Natasha Warmenhoven, SJC Auditor

Approved:

DocuSigned by:  
  
52119578546747D...

Natasha Warmenhoven, SJC Auditor

Signed by:  
  
84355F75B7D94B0  
Jane Fuller, SJC Council Member

Signed by:  
  
0A8B2CF7083429  
Jon Cain, San Juan County Senior Deputy  
Prosecuting Attorney

# Oath of Authenticity

STATE OF WASHINGTON )  
 ) ss.  
COUNTY OF SAN JUAN )

I solemnly swear that the unofficial returns and supporting documentation of the August Primary Election held on August 6, 2024, in San Juan County, State of Washington, are true and correct.



*Camolyn Armstrong, Elections Manager*

Subscribed and sworn before me this 19<sup>th</sup> day of August 2024

*Jane Fuller, County Legislative Authority (witness)*

# Certification of the Canvassing Board

STATE OF WASHINGTON )  
 ) ss.  
COUNTY OF SAN JUAN )

The undersigned officers designated by law as constituting the Canvassing Board for the County of San Juan, State of Washington, hereby certify that this is a full, true, and correct copy of the Abstract of Votes including the cumulative results, precinct results, and reconciliation report of votes cast at the Primary Election held on August 6, 2024, in San Juan County, State of Washington, and that the following are the true and reconciled numbers of voters and votes counted.

Witness our hands and official seal this 20<sup>th</sup> day of August 2024



*Natasha Warmenhoven, Auditor*

*Jane Fuller, County Legislative Authority (witness)*

*Jonathan Cain, Senior Deputy Prosecuting Attorney (witness)*



# SAN JUAN COUNTY WASHINGTON

Natasha K. Warmenhoven, County Auditor  
Camolyn Armstrong, Elections Manager

55 Second St · PO Box 638  
Friday Harbor, WA 98250  
(360) 378-3357

[Sanjuancountywa.gov/elections](http://Sanjuancountywa.gov/elections)

Primary Election – August 6, 2024

Canvass Board Meeting - canvassing vote-by-mail and challenged ballots - Review  
Monday, August 19, 2024

**Canvass Board Members Present:**

Natasha Warmenhoven, SJC Auditor  
Jane Fuller, SJC Councilmember  
Jonathan Cain, SJC Senior Deputy PA

Ballots issued: 15,096  
Registered Voters: 14,761  
Ballots received: 8,375  
Ballots accepted: 8,288      56% Return

**Challenged Envelopes**

No Signature

Total to Canvass	Accepted	Rejected
19	0	19

Mismatch Signature

68	15	53
----	----	----

Late Return - Mail

48	0	48
----	---	----

Total Challenged Envelopes sent to Canvass 135

**Challenged Ballots**

Ballot race/measure

Total to Canvass	Accepted	Rejected
11	15	120

11		
<b>Total Rejected</b>		120

San Juan County Auditor Signature:

Natasha Warmenhoven, SJC Auditor



**SAN JUAN COUNTY**  
**WASHINGTON**

*Natasha K. Warmenhoven, County Auditor*

*Camolyn Armstrong, Elections Manager*

*55 Second St · PO Box 638*

*Friday Harbor, WA 98250*

*(360) 378-3357*

*Sanjuancountywa.gov/elections*

**Primary Election – August 6, 2024**  
**Canvass Board Meeting - Certification of Election**  
Tuesday, August 20, 2024

**Canvass Board Members Present:**

Natasha Warmenhoven, SJC Auditor	Ballots issued:	15,096		
Jane Fuller, SJC Councilmember	Registered Voters:	14,761		
Jonathan Cain, SJC Senior Prosecuting Attorney	Ballots received:	8,421		
	Ballots accepted:	8,308	56%	Return

<b>Challenged Envelopes</b>	<b>Total to Canvass</b>	<b>Accepted</b>	<b>Rejected</b>
<b>No Signature received</b>	<b>19</b>	<b>2</b>	<b>17</b>
<i>Cure forms received and processed</i>	2		
<i>Outstanding balance (letters sent to voters, no response)</i>	17		
<b>Mismatch Signature</b>	<b>68</b>	<b>20</b>	<b>48</b>
<i>Cure forms received and processed and signatures accepted by Canvass</i>	20		
<i>Outstanding balance (letters sent to voters, no response)</i>	48		
<b>Late Return – Mail</b>	<b>48</b>	<b>0</b>	<b>48</b>

**Total Challenged Envelopes sent to Canvass      135**

**11 ballots were reviewed for voter intent**

**Total Rejected      113**

San Juan County Auditor Signature:

Natasha Warmenhoven, SJC Auditor

# San Juan County Auditor

## Reconciliation Form

### General information

County name San Juan  
 Election date 8/6/2024

### Registered voters eligible to participate

Active registered voters 14,761  
 Inactive registered voters 1,085

### Category Reconciliation (detailed accounting of ballots)

	Issued (number of voters issued ballots)	Credited voters in VoteWA (envelopes containing ballots)	Ballots Accepted (Counted / Tabulated)	Ballots not counted		Discrepancy (If zero, category balances)
				Ballots forwarded to other counties	Ballots Rejected	
UOCAVA	447	68	66	N/A	2	0
Federal write-in	N/A	0	0	N/A	0	0
Provisional	0	0	0	0	0	0
DREs	0	0	0	N/A	0	0
All voters not reported in above categories	14,649	8,353	8,242	0	111	0
<b>Total for all voter categories</b>	<b>15,096</b>	<b>8,421</b>	<b>8,308</b>	<b>0</b>	<b>113</b>	<b>0</b>

### Summary

#### Reconciliation

##### Overall Ballot Reconciliation

Ballots Received	8,421
Ballots Accepted	8,308
Ballots Not Counted	113
<b>Discrepancy</b>	<b>0</b>

##### Voters credited to ballots counted

Credited voters in VoteWA	8,310
Credited envelopes without ballots	(2)
Voters not credited in VoteWA (examples: FWAB or ACP)	0
<b>Total valid ballots</b>	<b>8,308</b>
<b>Discrepancy</b>	<b>0</b>

#### Additional Information

##### Replacement Ballots

Requested	256
Issued	255
Returned	107
Counted	104
Rejected	3

##### Return method

Email	22
Fax	0
Deposited at staffed, unstaffed deposit sites and voting centers	5,224
Non-UOCAVA returned by Fax or Email	0

##### Generation method

VoteWA	105
Other online programs	0
PDF originating from county	0
Non-UOCAVA ballots issued electronically	16

##### AVU

Estimated number of paper ballots printed by AVU	0
--	---

#### Category discrepancy explanation

#### VoteWA discrepancy explanation

Report prepared by: Camolyn Armstrong, Elections Manager  
 Contact number: 360-370-7463

Date: August 20, 2024

# Reconciliation Form

## Data entry

General information	
County name	San Juan
Election date	8/6/2024

Registered voters eligible to participate	
Number of ACTIVE registered voters	14,761
Number of INACTIVE registered voters	1,085
<b>Total registered voters eligible to participate</b>	<b>15,846</b>

VoteWA	
How many voters were credited in VoteWA?	8,310
How many envelopes without ballots were credited, including ballots of other elections?	2
How many valid voters were NOT credited in VoteWA (ACP, FWAB)?	
<b>Adjusted number of valid voters</b>	<b>8,308</b>

Ballots issued	
What was the total number of ballots issued?	15,096
Of the total number above, how many UOCAVA ballots were issued?	447
Of the total number above, how many provisional ballots were issued?	-
Of the total number above, how many DRE ballots were issued?	-

Voted ballots received	
How many voted ballots (in total) did you receive?	8,421
Of the number above, how many UOCAVA ballots did you receive?	68
Of the number above, how many Federal write-in ballots did you receive?	-
Of the number above, how many provisional ballots did you receive?	-
Of the number above, how DRE ballots were cast?	-

Ballots Accepted	
How many ballots (in total) were counted/tabulated?	8,308
Of the number above, how many UOCAVA ballots were counted/tabulated?	66
Of the number above, how many Federal Write-in ballots were counted/tabulated?	-
Of the number above, how many provisional ballots were counted/tabulated?	-
Of the number above, how many DRE ballots were counted/tabulated?	-

Ballots NOT Counted/Tabulated	

**Forwarded ballots**

**Total ballots forwarded to other counties?**

-

**Of the total number above, how many of the forwarded ballots were provisional ballots?**

-

**Of the total number above, how many of the forwarded ballots were late transfer?**

-

**Rejected ballots**

**Total ballots rejected**

113

**Of the total above, how many were rejected because of a missing signature?**

17

**Of the total above, how many were rejected because of the signature didn't match?**

48

**Of the total above, how many were rejected because of the ballot was Postmarked too late?**

48

**Of the total above, how many were rejected because they were returned electronically and r**

-

**Of the total above, how many were rejected other reasons?**

-

**Total UOCAVA ballots rejected**

2

**Of the total above, how many were rejected because of a missing signature?**

1

**Of the total above, how many were rejected because of the signature didn't match?**

-

**Of the total above, how many were rejected because of the ballot was Postmarked too late?**

1

**Of the total above, how many were rejected other reasons?**

-

**Total Federal Write-in Absentee ballots rejected**

-

**Of the total above, how many were rejected because of a missing signature?**

-

**Of the total above, how many were rejected because of the signature didn't match?**

-

**Of the total above, how many were rejected because of the ballot was Postmarked too late?**

-

**Of the total above, how many were rejected other reasons?**

-

**Total provisional ballots rejected**

-

**Of the total above, how many were rejected because of a missing signature?**

-

**Of the total above, how many were rejected because of the signature didn't match?**

-

**Of the total above, how many were rejected because of the ballot was Postmarked too late?**

-

**Of the total above, how many were rejected other reasons?**

-

**Total DRE ballots rejected**

-

**Additional Information**

**Replacement Ballots**

**How many replacement ballots were requested?**

256

**How many replacement ballots were issued?**

255

**How many replacement ballots were received?**

107

**How many replacement ballots were counted?**

104

**How many replacement ballots were rejected?**

3

**Ballot generation method**

**How many ballots were generated through VoteWA?**

105

**How many ballots were generated through other online programs?**

-

**How many ballots were generated through a PDF originating from the county?**

-

**How many non-UOCAVA ballots were issued by email, fax, or online program?**

16

**Ballots returned**

**In total, how many ballots were returned by E-mail?**

22

In total, how many ballots were returned by fax?

-

How many non-UOCAVA ballots were returned by E-Mail or fax?

-

How many ballots were deposited at staffed or unstaffed deposit sites and voting centers?

5,224

AVU

Please provide an estimate of the number of paper ballots printed by AVU

-

## Signature

**Report prepared by**

**Date**

Camolyn Armstrong, Elections Manager

08/20/24

**Contact number**

360-370-7463

**Completing this form fulfils the requirements in RCW 29A.60.235 and 2011 c 10 s 62**

Rev 2.4 (08/13/2019)



**San Juan County Canvass Board  
Review of Late Mailed / Ballot Box Ballots**

**San Juan County Canvass Board  
August 6, 2024 Primary Elections**

On August 19, 2024, the Canvass Board reviewed 48 envelopes with late postmarks.

0 envelopes were accepted as timely and

48 envelopes were rejected as late by the Canvass Board.

  
\_\_\_\_\_

*Natasha Warmenhoven, SJC Auditor (witness)*

August 20, 2024

  
\_\_\_\_\_

*Jane Fuller, SJC Councilmember (witness)*

August 20, 2024

  
\_\_\_\_\_

*Jonathan Cain, SJC Senior Deputy Prosecuting Attorney (witness)*

August 20, 2024

**Cumulative Report**

2024 Primary Election

Run Time 5:11 PM  
Run Date 08/19/2024**San Juan County**

2024 Primary Election

8/6/2024

Page 6

**Official Results**Registered Voters  
8308 of 14761 = 56.28%Precincts Reporting  
0 of 42 = 0.00%**State Representative Pos. 1**

Choice	Party	Absentee Voting		Total	
Debra Lekanoff		5,982	100.00%	5,982	100.00%
	Cast Votes:	5,982	100.00%	5,982	100.00%
	Undervotes:	2,082		2,082	
	Overvotes:	1		1	
	Unresolved write-in votes:	243		243	

**State Representative Pos. 2**

Choice	Party	Absentee Voting		Total	
Alex Ramel		5,901	100.00%	5,901	100.00%
	Cast Votes:	5,901	100.00%	5,901	100.00%
	Undervotes:	2,180		2,180	
	Overvotes:	1		1	
	Unresolved write-in votes:	226		226	

**Council Residency District 1**

Choice	Party	Absentee Voting		Total	
Adrian Kilpatrick		1,465	19.18%	1,465	19.18%
Kari McVeigh		3,838	50.25%	3,838	50.25%
Stephanie O'Day		2,335	30.57%	2,335	30.57%
	Cast Votes:	7,638	100.00%	7,638	100.00%
	Undervotes:	644		644	
	Overvotes:	1		1	
	Unresolved write-in votes:	25		25	

**Council Residency District 2**

Choice	Party	Absentee Voting		Total	
Rick Hughes		3,724	50.45%	3,724	50.45%
Justin Paulsen		3,259	44.15%	3,259	44.15%
Jonathan Jonnie Welch		398	5.39%	398	5.39%
	Cast Votes:	7,381	100.00%	7,381	100.00%
	Undervotes:	906		906	
	Overvotes:	1		1	
	Unresolved write-in votes:	20		20	

**Cumulative Report**

2024 Primary Election

Run Time 5:11 PM

Run Date 08/19/2024

**San Juan County**

2024 Primary Election

8/6/2024

Page 1

**Official Results****Registered Voters**

8308 of 14761 = 56.28%

**Precincts Reporting**

0 of 42 = 0.00%

**U.S. Senator**

Choice	Party	Absentee Voting		Total	
Mel Ram		183	2.29%	183	2.29%
Dr Raul Garcia		1,170	14.66%	1,170	14.66%
David Tilton		68	0.85%	68	0.85%
Maria Cantwell		5,916	74.12%	5,916	74.12%
Chuck Jackson		98	1.23%	98	1.23%
Isaac A Holyk		143	1.79%	143	1.79%
Henry Clay Dennison		41	0.51%	41	0.51%
Scott Nazarino		182	2.28%	182	2.28%
Paul Lawrence Giesick		55	0.69%	55	0.69%
Thor Amundson		82	1.03%	82	1.03%
Goodspaceguy		44	0.55%	44	0.55%
Cast Votes:		7,982	100.00%	7,982	100.00%
Undervotes:		310		310	
Overvotes:		4		4	
Unresolved write-in votes:		12		12	

**Congressional District No. 2 - U.S. Representative**

Choice	Party	Absentee Voting		Total	
Edwin Stickle		193	2.44%	193	2.44%
Daniel Miller		265	3.35%	265	3.35%
Cody Hart		688	8.69%	688	8.69%
Leif Johnson		749	9.46%	749	9.46%
Rick Larsen		4,560	57.58%	4,560	57.58%
Devin Hermanson		368	4.65%	368	4.65%
Jason Call		763	9.64%	763	9.64%
Josh Binda		333	4.21%	333	4.21%
Cast Votes:		7,919	100.00%	7,919	100.00%
Undervotes:		377		377	
Overvotes:		6		6	
Unresolved write-in votes:		6		6	

**Cumulative Report**

2024 Primary Election

Run Time 5:11 PM  
Run Date 08/19/2024**San Juan County**

2024 Primary Election

8/6/2024

Page 2

**Official Results**Registered Voters  
8308 of 14761 = 56.28%Precincts Reporting  
0 of 42 = 0.00%**Governor**

Choice	Party	Absentee Voting		Total	
Jim Daniel		82	1.02%	82	1.02%
Cassandra Magdalene Hanson		106	1.32%	106	1.32%
Jeff Curry		24	0.30%	24	0.30%
Alex Tsimerman		2	0.02%	2	0.02%
Mark Mullet		501	6.22%	501	6.22%
Martin Lee Wheeler		22	0.27%	22	0.27%
Jennifer Hoover		37	0.46%	37	0.46%
Andre Stackhouse		96	1.19%	96	1.19%
EL'ona Kearney		114	1.42%	114	1.42%
Ricky Anthony		32	0.40%	32	0.40%
Bob Ferguson		4,995	62.05%	4,995	62.05%
Chaytan Inman		35	0.43%	35	0.43%
Michael DePaula		20	0.25%	20	0.25%
Dave Reichert		1,544	19.18%	1,544	19.18%
Don L Rivers		47	0.58%	47	0.58%
Jim Clark		10	0.12%	10	0.12%
Fred Grant		28	0.35%	28	0.35%
Leon A Lawson		85	1.06%	85	1.06%
Edward Cale IV		3	0.04%	3	0.04%
Frank Dare		7	0.09%	7	0.09%
William Combs		9	0.11%	9	0.11%
Alan Makayev		7	0.09%	7	0.09%
Brian Bogen		32	0.40%	32	0.40%
A.L. Brown		5	0.06%	5	0.06%
Brad Mjelde		0	0.00%	0	0.00%
Bill Hirt		4	0.05%	4	0.05%
Rosetta Marshall-Williams		9	0.11%	9	0.11%
Semi Bird		194	2.41%	194	2.41%
Cast Votes:		8,050	100.00%	8,050	100.00%
Undervotes:		246		246	
Overvotes:		8		8	
Unresolved write-in votes:		4		4	

**Cumulative Report**

2024 Primary Election

Run Time 5:11 PM  
Run Date 08/19/2024**San Juan County**

2024 Primary Election

8/6/2024

Page 3

**Official Results****Registered Voters**  
8308 of 14761 = 56.28%**Precincts Reporting**  
0 of 42 = 0.00%**Lt. Governor**

Choice	Party	Absentee Voting		Total	
Patrick "Pat" Harman		177	2.33%	177	2.33%
David Griffin		838	11.02%	838	11.02%
Bob Hagglund		900	11.83%	900	11.83%
Dan Matthews		841	11.06%	841	11.06%
Denny Heck		4,850	63.77%	4,850	63.77%
Cast Votes:		7,606	100.00%	7,606	100.00%
Undervotes:		686		686	
Overvotes:		1		1	
Unresolved write-in votes:		15		15	

**Secretary of State**

Choice	Party	Absentee Voting		Total	
Marquez Tiggs		930	12.12%	930	12.12%
Dale Whitaker		1,609	20.97%	1,609	20.97%
Damon Townsend		365	4.76%	365	4.76%
Steve Hobbs		4,768	62.15%	4,768	62.15%
Cast Votes:		7,672	100.00%	7,672	100.00%
Undervotes:		628		628	
Overvotes:		1		1	
Unresolved write-in votes:		7		7	

**State Treasurer**

Choice	Party	Absentee Voting		Total	
Mike Pellicciotti		5,858	75.71%	5,858	75.71%
Sharon Hanek		1,879	24.29%	1,879	24.29%
Cast Votes:		7,737	100.00%	7,737	100.00%
Undervotes:		568		568	
Overvotes:		0		0	
Unresolved write-in votes:		3		3	

**Cumulative Report**

2024 Primary Election

Run Time 5:11 PM  
Run Date 08/19/2024**San Juan County**

2024 Primary Election

8/6/2024

Page 4

**Official Results**Registered Voters  
8308 of 14761 = 56.28%Precincts Reporting  
0 of 42 = 0.00%**State Auditor**

Choice	Party	Absentee Voting		Total	
Matt Hawkins		1,805	23.45%	1,805	23.45%
Pat (Patrice) McCarthy		5,892	76.55%	5,892	76.55%
	Cast Votes:	7,697	100.00%	7,697	100.00%
	Undervotes:	607		607	
	Overvotes:	0		0	
	Unresolved write-in votes:	4		4	

**Attorney General**

Choice	Party	Absentee Voting		Total	
Pete Serrano		1,877	24.28%	1,877	24.28%
Nick Brown		3,073	39.75%	3,073	39.75%
Manka Dhingra		2,780	35.96%	2,780	35.96%
	Cast Votes:	7,730	100.00%	7,730	100.00%
	Undervotes:	572		572	
	Overvotes:	2		2	
	Unresolved write-in votes:	4		4	

**Commissioner of Public Lands**

Choice	Party	Absentee Voting		Total	
Allen Lebovitz		1,269	16.82%	1,269	16.82%
Jaime Herrera Beutler		661	8.76%	661	8.76%
Dave Upthegrove		2,214	29.34%	2,214	29.34%
Sue Kuehl Pederson		1,203	15.94%	1,203	15.94%
Patrick DePoe		1,302	17.26%	1,302	17.26%
Jeralee Anderson		405	5.37%	405	5.37%
Kevin Van De Wege		491	6.51%	491	6.51%
	Cast Votes:	7,545	100.00%	7,545	100.00%
	Undervotes:	754		754	
	Overvotes:	5		5	
	Unresolved write-in votes:	4		4	

**Cumulative Report**

2024 Primary Election

Run Time 5:11 PM  
Run Date 08/19/2024**San Juan County**

2024 Primary Election

8/6/2024

Page 5

**Official Results**Registered Voters  
8308 of 14761 = 56.28%Precincts Reporting  
0 of 42 = 0.00%**Superintendent of Public Instruction**

Choice	Party	Absentee Voting		Total	
Reid Saaris		2,112	30.58%	2,112	30.58%
Chris Reykdal		2,980	43.15%	2,980	43.15%
John Patterson Blair		211	3.06%	211	3.06%
David Olson		1,603	23.21%	1,603	23.21%
Cast Votes:		6,906	100.00%	6,906	100.00%
Undervotes:		1,386		1,386	
Overvotes:		1		1	
Unresolved write-in votes:		15		15	

**Insurance Commissioner**

Choice	Party	Absentee Voting		Total	
Patty Kuderer		4,623	63.10%	4,623	63.10%
Chris D. Chung		191	2.61%	191	2.61%
Jonathan Hendrix		219	2.99%	219	2.99%
Bill Boyd		172	2.35%	172	2.35%
John Pestinger		448	6.11%	448	6.11%
Tim Verzal		48	0.66%	48	0.66%
Phil Fortunato		1,334	18.21%	1,334	18.21%
Justin Murta		292	3.99%	292	3.99%
Cast Votes:		7,327	100.00%	7,327	100.00%
Undervotes:		973		973	
Overvotes:		3		3	
Unresolved write-in votes:		5		5	

**State Senator**

Choice	Party	Absentee Voting		Total	
Elizabeth (Liz) Lovelett		6,004	77.29%	6,004	77.29%
Charles Carrell		1,764	22.71%	1,764	22.71%
Cast Votes:		7,768	100.00%	7,768	100.00%
Undervotes:		502		502	
Overvotes:		0		0	
Unresolved write-in votes:		38		38	

**Cumulative Report**

2024 Primary Election

Run Time 5:11 PM  
Run Date 08/19/2024**San Juan County**

2024 Primary Election

8/6/2024

Page 7

**Official Results****Registered Voters**  
8308 of 14761 = 56.28%**Precincts Reporting**  
0 of 42 = 0.00%**Justice Position 2**

Choice	Party	Absentee Voting		Total	
Todd A. Bloom		677	9.95%	677	9.95%
Sal Mungia		4,075	59.89%	4,075	59.89%
David R Shelvey		92	1.35%	92	1.35%
Dave Larson		1,960	28.81%	1,960	28.81%
Cast Votes:		6,804	100.00%	6,804	100.00%
Undervotes:		1,480		1,480	
Overvotes:		1		1	
Unresolved write-in votes:		23		23	

**San Juan Island Library District - Proposition No. 1**

Choice	Party	Absentee Voting		Total	
Yes		2,314	56.29%	2,314	56.29%
No		1,797	43.71%	1,797	43.71%
Cast Votes:		4,111	100.00%	4,111	100.00%
Undervotes:		109		109	
Overvotes:		0		0	
Unresolved write-in votes:		0		0	

**Lopez Island School Distrit No. 144 - Proposition No. 1**

Choice	Party	Absentee Voting		Total	
Yes		884	65.10%	884	65.10%
No		474	34.90%	474	34.90%
Cast Votes:		1,358	100.00%	1,358	100.00%
Undervotes:		46		46	
Overvotes:		0		0	
Unresolved write-in votes:		0		0	

\*\*\* End of report \*\*\*

# Compliance Check Log

Election: 2024 Primary  
 County: San Juan  
 Total Challenged Signatures to Check: 5  
 Number and Ballot IDs provided by Secretary of State's random sampling process.

Random Compliance Check							
Batch #	Ballot ID# <i>Provided by Sec. of State Random Sampling</i>	Voter First Name	Voter Last Name	User ID / Staff Name <i>Relating to the last review</i>	Signature Status <i>(All should be "signature does not match")</i>	Corrected Status if <i>A change in status indicates a standard is not met</i>	RCC Staff Initials
117	1-147991515	ALLISON	PELLANT	CA	SDNM		mn
265	1-143326742	STEVEN	MASON	CA	SDNM		mn
140	1-143320426	LAURA	FLAUM	CA	SDNM		mn
166	1-143320341	PAMELA	WYCKOFF	NKW	SDNM		mn
270	1-143331734	JACOB	SAUSMAN	CA	SDNM		mn

\*Add rows on additional pages as necessary

Total Signatures Checked: 5 Total corrections: 0

- Signatures checkers provided appropriate feedback/training. (leave blank if no corrections)
- A summary of observations/ themes (if any) attached to this log and shared with the Secretary of State. (leave blank if no corrections)

Staff Name: Camolyn Armstrong, Elections Manager

Staff Signature: 

# Manual Count of Random Groups - Post Election Audit

Date of Election: August 6, 2024 Primary Election

Race to be counted: Lt. Governor

Response	Batch					Manual Totals	Machine Totals
	197	196	195	199	193		
Patrick "Pat" Harman	1	2	1	0	2	6	6
David Griffin	2	4	3	4	3	22	22
Bob Hagglund	7	9	5	4	10	41	41
Dan Matthews	8	6	9	2	4	34	34
Denny Heck	30	27	22	30	25	159	159
Write-in	0	0	0	0	0	0	0
Undervotes	2	7	7	8	1	25	25
Overvotes	0	0	0	0	0	0	0

Explain any discrepancies : e

Manual Audit matched machine count:  Yes;  No

Audit results certified by:



Elections Manager: Camolyn Armstrong Date Aug 7, 2024

Cumulative Report

San Juan County

Unofficial Results

2024 Primary Post Election Audit

2024 Primary Election

Registered Voters

0 of 14761 = 0.00%

Precincts Reporting

0 of 42 = 0.00%

Run Time 12:57 PM

8/6/2024

Run Date 08/07/2024

Page 3

Lt. Governor

Choice	Party	Absentee Voting		Total	
Patrick "Pat" Harman		0	0.00%	0	0.00%
David Griffin		0	0.00%	0	0.00%
Bob Hagglund		0	0.00%	0	0.00%
Dan Matthews		0	0.00%	0	0.00%
Denny Heck		0	0.00%	0	0.00%
Cast Votes:		0	0.00%	0	0.00%
Undervotes:		0		0	
Overvotes:		0		0	
Unresolved write-in votes:		0		0	

Secretary of State

Choice	Party	Absentee Voting		Total	
Marquez Tiggs		0	0.00%	0	0.00%
Dale Whitaker		0	0.00%	0	0.00%
Damon Townsend		0	0.00%	0	0.00%
Steve Hobbs		0	0.00%	0	0.00%
Cast Votes:		0	0.00%	0	0.00%
Undervotes:		0		0	
Overvotes:		0		0	
Unresolved write-in votes:		0		0	

State Treasurer

Choice	Party	Absentee Voting		Total	
Mike Pellicciotti		0	0.00%	0	0.00%
Sharon Hanek		0	0.00%	0	0.00%
Cast Votes:		0	0.00%	0	0.00%
Undervotes:		0		0	
Overvotes:		0		0	
Unresolved write-in votes:		0		0	

Cumulative Report

2024 Primary Post Election Audit

Run Time 12:58 PM  
Run Date 08/07/2024

San Juan County

2024 Primary Election

8/6/2024

Page 3

Unofficial Results

Registered Voters  
287 of 14761 = 1.94%

Precincts Reporting  
0 of 42 = 0.00%

Lt. Governor

Choice	Party	Absentee Voting		Total	
Patrick "Pat" Harman		6	2.29%	6	2.29%
David Griffin		22	8.40%	22	8.40%
Bob Hagglund		41	15.65%	41	15.65%
Dan Matthews		34	12.98%	34	12.98%
Denny Heck		159	60.69%	159	60.69%
Cast Votes:		262	100.00%	262	100.00%
Undervotes:		25		25	
Overvotes:		0		0	
Unresolved write-in votes:		0		0	

Secretary of State

Choice	Party	Absentee Voting		Total	
Marquez Tiggs		41	15.41%	41	15.41%
Dale Whitaker		70	26.32%	70	26.32%
Damon Townsend		18	6.77%	18	6.77%
Steve Hobbs		137	51.50%	137	51.50%
Cast Votes:		266	100.00%	266	100.00%
Undervotes:		21		21	
Overvotes:		0		0	
Unresolved write-in votes:		0		0	

State Treasurer

Choice	Party	Absentee Voting		Total	
Mike Pellicciotti		194	71.85%	194	71.85%
Sharon Hanek		76	28.15%	76	28.15%
Cast Votes:		270	100.00%	270	100.00%
Undervotes:		17		17	
Overvotes:		0		0	
Unresolved write-in votes:		0		0	

# Manual Count of Random Groups - Post Election Audit

Date of Election: August 6, 2024 Primary Election

Batch 200

Race to be counted: Lt. Governor

Response	Count Team 1	Count Team 2	Manual Totals
Patrick "Pat" Harman	0	<del>8</del>	0
David Griffin	2	2	2
Bob Hagglund	7	7	7
Dan Matthews	8	8	8
Denny Heck	30	30	30
Write-in	0	0	0
Undervotes	2	2	2
Overvotes	0	0	0

## Audit results processed by:

### Count Team 1:

Sign 1. Judy Sear Date 8-7-24

Sign 2. Barbara Fagan Date 8-7-24

### Count Team 2:

Sign 1. Alyse Hegl Date 8/7/2024

Sign 2. [Signature] Date 8/7/24

# Manual Count of Random Groups - Post Election Audit

Date of Election: August 6, 2024 Primary Election

Batch 197

Race to be counted: **Lt. Governor**

Response	Count Team 1	Count Team 2	Manual Totals
Patrick "Pat" Harman	1	1	1
David Griffin	4	4	4
Bob Hagglund	6	6	6
Dan Matthews	45	5	5
Denny Heck	<del>28</del> 27	27	27
Write-in	0	0	0
Undervotes	7	7	7
Overvotes	0	0	0
	50		

### Audit results processed by:

#### Count Team 1:

Sign 1. *Alyssa Stage* Date 8/7/2024

Sign 2. *[Signature]* Date 8/7/2024

#### Count Team 2:

Sign 1. *[Signature]* Date 8/7/24

Sign 2. *[Signature]* Date 08/07/2024

# Manual Count of Random Groups - Post Election Audit

Date of Election: August 6, 2024 Primary Election

Batch 196

Race to be counted: Lt. Governor

Response	Count Team 1	Count Team 2	Manual Totals
Patrick "Pat" Harman	2	2	2
David Griffin	6	6	6
Bob Hagglund	9	9	9
Dan Matthews	6	6	6
Denny Heck	25	25	25
Write-in	0	0	0
Undervotes	0	0	0
Overvotes	0	0	0

Audit results processed by:

Count Team 1:

Sign 1. *[Signature]*

Date 08/07/2024

Sign 2. *[Signature]*

Date 8/7/24

Count Team 2:

Sign 1. *Judy Sear*

Date 8-7-24

Sign 2. *Barbara Fagan*

Date 8-7-24

# Manual Count of Random Groups - Post Election Audit

Date of Election: August 6, 2024 Primary Election

Batch 195

Race to be counted: Lt. Governor

Response	Count Team 1	Count Team 2	Manual Totals
Patrick "Pat" Harman	1	1	1
David Griffin	3	3	3
Bob Hagglund	5	5	5
Dan Matthews	9	9	9
Denny Heck	22	22	22
Write-in	0	0	0
Undervotes	7	7	7
Overvotes	0	0	0

Audit results processed by:

Count Team 1:

Sign 1. [Signature] Date 8/7/24

Sign 2. [Signature] Date 08/07/2024

Count Team 2:

Sign 1. [Signature] Date 8/7/2024

Sign 2. [Signature] Date 8/7/24

# Manual Count of Random Groups - Post Election Audit

Date of Election: August 6, 2024 Primary Election

Batch 199

Race to be counted: Lt. Governor

Response	Count Team 1	Count Team 2	Manual Totals
Patrick "Pat" Harman	0	0	0
David Griffin	4	4	4
Bob Hagglund	4	4	4
Dan Matthews	2	2	2
Denny Heck	30	30	30
Write-in	0	0	0
Undervotes	8	8	8
Overvotes	0	0	0

Audit results processed by:

Count Team 1:

Sign 1. Judy Sear Date 8-7-24

Sign 2. Barbara Tagon Date 8-7-24

Count Team 2:

Sign 1. CA Date 8/7/24

Sign 2. CA Date 08/07/2024

# Manual Count of Random Groups - Post Election Audit

Date of Election: August 6, 2024 Primary Election

Batch 193

Race to be counted: Lt. Governor

Response	Count Team 1	Count Team 2	Manual Totals
Patrick "Pat" Harman	2	2	2
David Griffin	3	3	3
Bob Hagglund	10	10	10
Dan Matthews	4	4	4
Denny Heck	25	25	25
Write-in	0	0	0
Undervotes	1	1	1
Overvotes	0	0	0
	45	45	

**Audit results processed by:**

**Count Team 1:**

Sign 1. Alyssa Hogle Date 8/7/24

Sign 2. Audrey Lee Date 8/7/24

**Count Team 2:**

Sign 1. Judy Bear Date 8-7-24

Sign 2. Barbara Fagon Date 8-7-24

# Precinct Results Report

2024 Primary Election

Run Time 1:39 PM

Run Date 09/25/2024

# San Juan County

2024 Primary Election

8/6/2024

Page 1

# Official Results

Registered Voters

8308 of 14761 = 56.28%

Precincts Reporting

0 of 42 = 0.00%

## 101 Friday Harbor N

550 of 1,123 registered voters = 48.98%

### U.S. Senator

Choice	Party	Absentee Voting		Total	
Mel Ram		13	2.46%	13	2.46%
Dr Raul Garcia		73	13.83%	73	13.83%
David Tilton		10	1.89%	10	1.89%
Maria Cantwell		379	71.78%	379	71.78%
Chuck Jackson		6	1.14%	6	1.14%
Isaac A Holyk		12	2.27%	12	2.27%
Henry Clay Dennison		4	0.76%	4	0.76%
Scott Nazarino		13	2.46%	13	2.46%
Paul Lawrence Giesick		6	1.14%	6	1.14%
Thor Amundson		7	1.33%	7	1.33%
Goodspaceguy		5	0.95%	5	0.95%
Cast Votes:		528	100.00%	528	100.00%
Undervotes:		20		20	
Overvotes:		0		0	
Unresolved write-in votes:		2		2	

### Congressional District No. 2 - U.S. Representative

Choice	Party	Absentee Voting		Total	
Edwin Stickle		15	2.87%	15	2.87%
Daniel Miller		18	3.44%	18	3.44%
Cody Hart		43	8.22%	43	8.22%
Leif Johnson		54	10.33%	54	10.33%
Rick Larsen		285	54.49%	285	54.49%
Devin Hermanson		32	6.12%	32	6.12%
Jason Call		40	7.65%	40	7.65%
Josh Binda		36	6.88%	36	6.88%
Cast Votes:		523	100.00%	523	100.00%
Undervotes:		26		26	
Overvotes:		0		0	
Unresolved write-in votes:		1		1	

# Precinct Results Report

2024 Primary Election

Run Time 1:39 PM

Run Date 09/25/2024

# San Juan County

2024 Primary Election

8/6/2024

Page 2

# Official Results

Registered Voters

8308 of 14761 = 56.28%

Precincts Reporting

0 of 42 = 0.00%

## 101 Friday Harbor N

550 of 1,123 registered voters = 48.98%

### Governor

Choice	Party	Absentee Voting		Total	Total
Jim Daniel		5	0.95%	5	0.95%
Cassandra Magdalene Hanson		14	2.65%	14	2.65%
Jeff Curry		4	0.76%	4	0.76%
Alex Tsimerman		1	0.19%	1	0.19%
Mark Mullet		46	8.70%	46	8.70%
Martin Lee Wheeler		1	0.19%	1	0.19%
Jennifer Hoover		3	0.57%	3	0.57%
Andre Stackhouse		10	1.89%	10	1.89%
EL'ona Kearney		17	3.21%	17	3.21%
Ricky Anthony		3	0.57%	3	0.57%
Bob Ferguson		287	54.25%	287	54.25%
Chaytan Inman		1	0.19%	1	0.19%
Michael DePaula		0	0.00%	0	0.00%
Dave Reichert		100	18.90%	100	18.90%
Don L Rivers		4	0.76%	4	0.76%
Jim Clark		0	0.00%	0	0.00%
Fred Grant		5	0.95%	5	0.95%
Leon A Lawson		7	1.32%	7	1.32%
Edward Cale IV		1	0.19%	1	0.19%
Frank Dare		0	0.00%	0	0.00%
William Combs		2	0.38%	2	0.38%
Alan Makayev		0	0.00%	0	0.00%
Brian Bogen		1	0.19%	1	0.19%
A.L. Brown		1	0.19%	1	0.19%
Brad Mjelde		0	0.00%	0	0.00%
Bill Hirt		1	0.19%	1	0.19%
Rosetta Marshall-Williams		1	0.19%	1	0.19%
Semi Bird		14	2.65%	14	2.65%
Cast Votes:		529	100.00%	529	100.00%
Undervotes:		21		21	
Overvotes:		0		0	
Unresolved write-in votes:		0		0	

# Precinct Results Report

2024 Primary Election

Run Time 1:39 PM

Run Date 09/25/2024

# San Juan County

2024 Primary Election

8/6/2024

Page 3

# Official Results

Registered Voters

8308 of 14761 = 56.28%

Precincts Reporting

0 of 42 = 0.00%

## 101 Friday Harbor N

550 of 1,123 registered voters = 48.98%

### Lt. Governor

Choice	Party	Absentee Voting		Total	
Patrick "Pat" Harman		17	3.39%	17	3.39%
David Griffin		73	14.57%	73	14.57%
Bob Hagglund		48	9.58%	48	9.58%
Dan Matthews		63	12.57%	63	12.57%
Denny Heck		300	59.88%	300	59.88%
Cast Votes:		501	100.00%	501	100.00%
Undervotes:		46		46	
Overvotes:		0		0	
Unresolved write-in votes:		3		3	

### Secretary of State

Choice	Party	Absentee Voting		Total	
Marquez Tiggs		90	18.00%	90	18.00%
Dale Whitaker		105	21.00%	105	21.00%
Damon Townsend		29	5.80%	29	5.80%
Steve Hobbs		276	55.20%	276	55.20%
Cast Votes:		500	100.00%	500	100.00%
Undervotes:		50		50	
Overvotes:		0		0	
Unresolved write-in votes:		0		0	

### State Treasurer

Choice	Party	Absentee Voting		Total	
Mike Pellicciotti		377	73.92%	377	73.92%
Sharon Hanek		133	26.08%	133	26.08%
Cast Votes:		510	100.00%	510	100.00%
Undervotes:		40		40	
Overvotes:		0		0	
Unresolved write-in votes:		0		0	

## Precinct Results Report

2024 Primary Election

Run Time 1:39 PM

Run Date 09/25/2024

## San Juan County

2024 Primary Election

8/6/2024

Page 4

## Official Results

Registered Voters

8308 of 14761 = 56.28%

Precincts Reporting

0 of 42 = 0.00%

### 101 Friday Harbor N

550 of 1,123 registered voters = 48.98%

#### State Auditor

Choice	Party	Absentee Voting		Total	
Matt Hawkins		115	22.64%	115	22.64%
Pat (Patrice) McCarthy		393	77.36%	393	77.36%
	Cast Votes:	508	100.00%	508	100.00%
	Undervotes:	42		42	
	Overvotes:	0		0	
	Unresolved write-in votes:	0		0	

#### Attorney General

Choice	Party	Absentee Voting		Total	
Pete Serrano		125	24.61%	125	24.61%
Nick Brown		185	36.42%	185	36.42%
Manka Dhingra		198	38.98%	198	38.98%
	Cast Votes:	508	100.00%	508	100.00%
	Undervotes:	42		42	
	Overvotes:	0		0	
	Unresolved write-in votes:	0		0	

#### Commissioner of Public Lands

Choice	Party	Absentee Voting		Total	
Allen Lebovitz		80	16.00%	80	16.00%
Jaime Herrera Beutler		46	9.20%	46	9.20%
Dave Upthegrove		131	26.20%	131	26.20%
Sue Kuehl Pederson		80	16.00%	80	16.00%
Patrick DePoe		104	20.80%	104	20.80%
Jeralee Anderson		33	6.60%	33	6.60%
Kevin Van De Wege		26	5.20%	26	5.20%
	Cast Votes:	500	100.00%	500	100.00%
	Undervotes:	49		49	
	Overvotes:	1		1	
	Unresolved write-in votes:	0		0	

# Precinct Results Report

2024 Primary Election

Run Time 1:39 PM

Run Date 09/25/2024

# San Juan County

2024 Primary Election

8/6/2024

Page 5

# Official Results

Registered Voters

8308 of 14761 = 56.28%

Precincts Reporting

0 of 42 = 0.00%

## 101 Friday Harbor N

550 of 1,123 registered voters = 48.98%

### Superintendent of Public Instruction

Choice	Party	Absentee Voting		Total	
Reid Saaris		130	28.26%	130	28.26%
Chris Reykdal		189	41.09%	189	41.09%
John Patterson Blair		17	3.70%	17	3.70%
David Olson		124	26.96%	124	26.96%
Cast Votes:		460	100.00%	460	100.00%
Undervotes:		88		88	
Overvotes:		0		0	
Unresolved write-in votes:		2		2	

### Insurance Commissioner

Choice	Party	Absentee Voting		Total	
Patty Kuderer		283	57.99%	283	57.99%
Chris D. Chung		25	5.12%	25	5.12%
Jonathan Hendrix		16	3.28%	16	3.28%
Bill Boyd		16	3.28%	16	3.28%
John Pestinger		33	6.76%	33	6.76%
Tim Verzal		4	0.82%	4	0.82%
Phil Fortunato		89	18.24%	89	18.24%
Justin Murta		22	4.51%	22	4.51%
Cast Votes:		488	100.00%	488	100.00%
Undervotes:		62		62	
Overvotes:		0		0	
Unresolved write-in votes:		0		0	

### State Senator

Choice	Party	Absentee Voting		Total	
Elizabeth (Liz) Lovelett		394	76.95%	394	76.95%
Charles Carrell		118	23.05%	118	23.05%
Cast Votes:		512	100.00%	512	100.00%
Undervotes:		33		33	
Overvotes:		0		0	
Unresolved write-in votes:		5		5	

# Precinct Results Report

2024 Primary Election

Run Time 1:39 PM

Run Date 09/25/2024

# San Juan County

2024 Primary Election

8/6/2024

Page 6

# Official Results

Registered Voters

8308 of 14761 = 56.28%

Precincts Reporting

0 of 42 = 0.00%

## 101 Friday Harbor N

550 of 1,123 registered voters = 48.98%

### State Representative Pos. 1

Choice	Party	Absentee Voting		Total	
Debra Lekanoff		401	100.00%	401	100.00%
	Cast Votes:	401	100.00%	401	100.00%
	Undervotes:	132		132	
	Overvotes:	0		0	
	Unresolved write-in votes:	17		17	

### State Representative Pos. 2

Choice	Party	Absentee Voting		Total	
Alex Ramel		393	100.00%	393	100.00%
	Cast Votes:	393	100.00%	393	100.00%
	Undervotes:	140		140	
	Overvotes:	0		0	
	Unresolved write-in votes:	17		17	

### Council Residency District 1

Choice	Party	Absentee Voting		Total	
Adrian Kilpatrick		109	20.60%	109	20.60%
Kari McVeigh		241	45.56%	241	45.56%
Stephanie O'Day		179	33.84%	179	33.84%
	Cast Votes:	529	100.00%	529	100.00%
	Undervotes:	19		19	
	Overvotes:	0		0	
	Unresolved write-in votes:	2		2	

### Council Residency District 2

Choice	Party	Absentee Voting		Total	
Rick Hughes		239	49.08%	239	49.08%
Justin Paulsen		217	44.56%	217	44.56%
Jonathan Jonnie Welch		31	6.37%	31	6.37%
	Cast Votes:	487	100.00%	487	100.00%
	Undervotes:	61		61	
	Overvotes:	0		0	
	Unresolved write-in votes:	2		2	

**Precinct Results Report**

2024 Primary Election

Run Time 1:39 PM

Run Date 09/25/2024

**San Juan County**

2024 Primary Election

8/6/2024

Page 7

**Official Results**

**Registered Voters**

8308 of 14761 = 56.28%

**Precincts Reporting**

0 of 42 = 0.00%

**101 Friday Harbor N**

550 of 1,123 registered voters = 48.98%

**Justice Position 2**

Choice	Party	Absentee Voting		Total	
Todd A. Bloom		52	11.02%	52	11.02%
Sal Mungia		254	53.81%	254	53.81%
David R Shelvey		9	1.91%	9	1.91%
Dave Larson		157	33.26%	157	33.26%
Cast Votes:		472	100.00%	472	100.00%
Undervotes:		77		77	
Overvotes:		0		0	
Unresolved write-in votes:		1		1	

**Proposition No. 1 - Levy Lid Lift**

Choice	Party	Absentee Voting		Total	
Yes		320	58.72%	320	58.72%
No		225	41.28%	225	41.28%
Cast Votes:		545	100.00%	545	100.00%
Undervotes:		5		5	
Overvotes:		0		0	
Unresolved write-in votes:		0		0	

**Precinct Results Report**

2024 Primary Election

Run Time 1:39 PM

Run Date 09/25/2024

**San Juan County**

2024 Primary Election

8/6/2024

Page 8

**Official Results**

**Registered Voters**

8308 of 14761 = 56.28%

**Precincts Reporting**

0 of 42 = 0.00%

**101 Friday Harbor N - U18**

0 of 0 registered voters = 0.00%

**U.S. Senator**

Choice	Party	Absentee Voting		Total
Mel Ram		0	0.00%	0 0.00%
Dr Raul Garcia		0	0.00%	0 0.00%
David Tilton		0	0.00%	0 0.00%
Maria Cantwell		0	0.00%	0 0.00%
Chuck Jackson		0	0.00%	0 0.00%
Isaac A Holyk		0	0.00%	0 0.00%
Henry Clay Dennison		0	0.00%	0 0.00%
Scott Nazarino		0	0.00%	0 0.00%
Paul Lawrence Giesick		0	0.00%	0 0.00%
Thor Amundson		0	0.00%	0 0.00%
Goodspaceguy		0	0.00%	0 0.00%
Cast Votes:		0	0.00%	0 0.00%
Undervotes:		0		0
Overvotes:		0		0
Unresolved write-in votes:		0		0

**Congressional District No. 2 - U.S. Representative**

Choice	Party	Absentee Voting		Total
Edwin Stickle		0	0.00%	0 0.00%
Daniel Miller		0	0.00%	0 0.00%
Cody Hart		0	0.00%	0 0.00%
Leif Johnson		0	0.00%	0 0.00%
Rick Larsen		0	0.00%	0 0.00%
Devin Hermanson		0	0.00%	0 0.00%
Jason Call		0	0.00%	0 0.00%
Josh Binda		0	0.00%	0 0.00%
Cast Votes:		0	0.00%	0 0.00%
Undervotes:		0		0
Overvotes:		0		0
Unresolved write-in votes:		0		0

Precinct Results Report

2024 Primary Election

Run Time 1:39 PM

Run Date 09/25/2024

San Juan County

2024 Primary Election

8/6/2024

Page 9

Official Results

Registered Voters

8308 of 14761 = 56.28%

Precincts Reporting

0 of 42 = 0.00%

101 Friday Harbor N - U18

0 of 0 registered voters = 0.00%

Governor

Choice	Party	Absentee Voting		Total
Jim Daniel		0	0.00%	0 0.00%
Cassandra Magdalene Hanson		0	0.00%	0 0.00%
Jeff Curry		0	0.00%	0 0.00%
Alex Tsimerman		0	0.00%	0 0.00%
Mark Mullet		0	0.00%	0 0.00%
Martin Lee Wheeler		0	0.00%	0 0.00%
Jennifer Hoover		0	0.00%	0 0.00%
Andre Stackhouse		0	0.00%	0 0.00%
EL'ona Kearney		0	0.00%	0 0.00%
Ricky Anthony		0	0.00%	0 0.00%
Bob Ferguson		0	0.00%	0 0.00%
Chaytan Inman		0	0.00%	0 0.00%
Michael DePaula		0	0.00%	0 0.00%
Dave Reichert		0	0.00%	0 0.00%
Don L Rivers		0	0.00%	0 0.00%
Jim Clark		0	0.00%	0 0.00%
Fred Grant		0	0.00%	0 0.00%
Leon A Lawson		0	0.00%	0 0.00%
Edward Cale IV		0	0.00%	0 0.00%
Frank Dare		0	0.00%	0 0.00%
William Combs		0	0.00%	0 0.00%
Alan Makayev		0	0.00%	0 0.00%
Brian Bogen		0	0.00%	0 0.00%
A.L. Brown		0	0.00%	0 0.00%
Brad Mjelde		0	0.00%	0 0.00%
Bill Hirt		0	0.00%	0 0.00%
Rosetta Marshall-Williams		0	0.00%	0 0.00%
Semi Bird		0	0.00%	0 0.00%
Cast Votes:		0	0.00%	0 0.00%
Undervotes:		0		0
Overvotes:		0		0
Unresolved write-in votes:		0		0

# Precinct Results Report

2024 Primary Election

Run Time 1:39 PM

Run Date 09/25/2024

# San Juan County

2024 Primary Election

8/6/2024

Page 10

# Official Results

Registered Voters

8308 of 14761 = 56.28%

Precincts Reporting

0 of 42 = 0.00%

## 101 Friday Harbor N - U18

0 of 0 registered voters = 0.00%

### Lt. Governor

Choice	Party	Absentee Voting		Total
Patrick "Pat" Harman		0	0.00%	0 0.00%
David Griffin		0	0.00%	0 0.00%
Bob Hagglund		0	0.00%	0 0.00%
Dan Matthews		0	0.00%	0 0.00%
Denny Heck		0	0.00%	0 0.00%
	Cast Votes:	0	0.00%	0 0.00%
	Undervotes:	0		0
	Overvotes:	0		0
	Unresolved write-in votes:	0		0

### Secretary of State

Choice	Party	Absentee Voting		Total
Marquez Tiggs		0	0.00%	0 0.00%
Dale Whitaker		0	0.00%	0 0.00%
Damon Townsend		0	0.00%	0 0.00%
Steve Hobbs		0	0.00%	0 0.00%
	Cast Votes:	0	0.00%	0 0.00%
	Undervotes:	0		0
	Overvotes:	0		0
	Unresolved write-in votes:	0		0

### State Treasurer

Choice	Party	Absentee Voting		Total
Mike Pellicciotti		0	0.00%	0 0.00%
Sharon Hanek		0	0.00%	0 0.00%
	Cast Votes:	0	0.00%	0 0.00%
	Undervotes:	0		0
	Overvotes:	0		0
	Unresolved write-in votes:	0		0

# Precinct Results Report

2024 Primary Election

Run Time 1:39 PM

Run Date 09/25/2024

# San Juan County

2024 Primary Election

8/6/2024

Page 11

# Official Results

Registered Voters

8308 of 14761 = 56.28%

Precincts Reporting

0 of 42 = 0.00%

## 101 Friday Harbor N - U18

0 of 0 registered voters = 0.00%

### State Auditor

Choice	Party	Absentee Voting		Total	
Matt Hawkins		0	0.00%	0	0.00%
Pat (Patrice) McCarthy		0	0.00%	0	0.00%
	Cast Votes:	0	0.00%	0	0.00%
	Undervotes:	0		0	
	Overvotes:	0		0	
	Unresolved write-in votes:	0		0	

### Attorney General

Choice	Party	Absentee Voting		Total	
Pete Serrano		0	0.00%	0	0.00%
Nick Brown		0	0.00%	0	0.00%
Manka Dhingra		0	0.00%	0	0.00%
	Cast Votes:	0	0.00%	0	0.00%
	Undervotes:	0		0	
	Overvotes:	0		0	
	Unresolved write-in votes:	0		0	

### Commissioner of Public Lands

Choice	Party	Absentee Voting		Total	
Allen Lebovitz		0	0.00%	0	0.00%
Jaime Herrera Beutler		0	0.00%	0	0.00%
Dave Upthegrove		0	0.00%	0	0.00%
Sue Kuehl Pederson		0	0.00%	0	0.00%
Patrick DePoe		0	0.00%	0	0.00%
Jeralee Anderson		0	0.00%	0	0.00%
Kevin Van De Wege		0	0.00%	0	0.00%
	Cast Votes:	0	0.00%	0	0.00%
	Undervotes:	0		0	
	Overvotes:	0		0	
	Unresolved write-in votes:	0		0	

**Precinct Results Report**

2024 Primary Election

Run Time 1:39 PM

Run Date 09/25/2024

**San Juan County**

2024 Primary Election

8/6/2024

Page 12

**Official Results**

**Registered Voters**

8308 of 14761 = 56.28%

**Precincts Reporting**

0 of 42 = 0.00%

**101 Friday Harbor N - U18**

0 of 0 registered voters = 0.00%

**Superintendent of Public Instruction**

Choice	Party	Absentee Voting		Total	
Reid Saaris		0	0.00%	0	0.00%
Chris Reykdal		0	0.00%	0	0.00%
John Patterson Blair		0	0.00%	0	0.00%
David Olson		0	0.00%	0	0.00%
	Cast Votes:	0	0.00%	0	0.00%
	Undervotes:	0		0	
	Overvotes:	0		0	
	Unresolved write-in votes:	0		0	

**Insurance Commissioner**

Choice	Party	Absentee Voting		Total	
Patty Kuderer		0	0.00%	0	0.00%
Chris D. Chung		0	0.00%	0	0.00%
Jonathan Hendrix		0	0.00%	0	0.00%
Bill Boyd		0	0.00%	0	0.00%
John Pestinger		0	0.00%	0	0.00%
Tim Verzal		0	0.00%	0	0.00%
Phil Fortunato		0	0.00%	0	0.00%
Justin Murta		0	0.00%	0	0.00%
	Cast Votes:	0	0.00%	0	0.00%
	Undervotes:	0		0	
	Overvotes:	0		0	
	Unresolved write-in votes:	0		0	

**State Senator**

Choice	Party	Absentee Voting		Total	
Elizabeth (Liz) Lovelett		0	0.00%	0	0.00%
Charles Carrell		0	0.00%	0	0.00%
	Cast Votes:	0	0.00%	0	0.00%
	Undervotes:	0		0	
	Overvotes:	0		0	
	Unresolved write-in votes:	0		0	

Precinct Results Report

San Juan County

Official Results

2024 Primary Election

2024 Primary Election

Registered Voters

8308 of 14761 = 56.28%

Run Time 1:39 PM

8/6/2024

Precincts Reporting

0 of 42 = 0.00%

Run Date 09/25/2024

Page 13

101 Friday Harbor N - U18

0 of 0 registered voters = 0.00%

State Representative Pos. 1

Choice	Party	Absentee Voting		Total	
Debra Lekanoff		0	0.00%	0	0.00%
	Cast Votes:	0	0.00%	0	0.00%
	Undervotes:	0		0	
	Overvotes:	0		0	
	Unresolved write-in votes:	0		0	

State Representative Pos. 2

Choice	Party	Absentee Voting		Total	
Alex Ramel		0	0.00%	0	0.00%
	Cast Votes:	0	0.00%	0	0.00%
	Undervotes:	0		0	
	Overvotes:	0		0	
	Unresolved write-in votes:	0		0	

Council Residency District 1

Choice	Party	Absentee Voting		Total	
Adrian Kilpatrick		0	0.00%	0	0.00%
Kari McVeigh		0	0.00%	0	0.00%
Stephanie O'Day		0	0.00%	0	0.00%
	Cast Votes:	0	0.00%	0	0.00%
	Undervotes:	0		0	
	Overvotes:	0		0	
	Unresolved write-in votes:	0		0	

Council Residency District 2

Choice	Party	Absentee Voting		Total	
Rick Hughes		0	0.00%	0	0.00%
Justin Paulsen		0	0.00%	0	0.00%
Jonathan Jonnie Welch		0	0.00%	0	0.00%
	Cast Votes:	0	0.00%	0	0.00%
	Undervotes:	0		0	
	Overvotes:	0		0	
	Unresolved write-in votes:	0		0	

**Precinct Results Report**

2024 Primary Election

Run Time 1:39 PM

Run Date 09/25/2024

**San Juan County**

2024 Primary Election

8/6/2024

Page 14

**Official Results**

**Registered Voters**

8308 of 14761 = 56.28%

**Precincts Reporting**

0 of 42 = 0.00%

**101 Friday Harbor N - U18**

0 of 0 registered voters = 0.00%

**Justice Position 2**

Choice	Party	Absentee Voting		Total	
Todd A. Bloom		0	0.00%	0	0.00%
Sal Mungia		0	0.00%	0	0.00%
David R Shelvey		0	0.00%	0	0.00%
Dave Larson		0	0.00%	0	0.00%
Cast Votes:		0	0.00%	0	0.00%
Undervotes:		0		0	
Overvotes:		0		0	
Unresolved write-in votes:		0		0	

## Precinct Results Report

2024 Primary Election

Run Time 1:39 PM

Run Date 09/25/2024

## San Juan County

2024 Primary Election

8/6/2024

Page 15

## Official Results

Registered Voters

8308 of 14761 = 56.28%

Precincts Reporting

0 of 42 = 0.00%

### 102 Friday Harbor S

399 of 794 registered voters = 50.25%

#### U.S. Senator

Choice	Party	Absentee Voting		Total	
Mel Ram		13	3.45%	13	3.45%
Dr Raul Garcia		50	13.26%	50	13.26%
David Tilton		4	1.06%	4	1.06%
Maria Cantwell		262	69.50%	262	69.50%
Chuck Jackson		10	2.65%	10	2.65%
Isaac A Holyk		7	1.86%	7	1.86%
Henry Clay Dennison		5	1.33%	5	1.33%
Scott Nazarino		10	2.65%	10	2.65%
Paul Lawrence Giesick		7	1.86%	7	1.86%
Thor Amundson		6	1.59%	6	1.59%
Goodspaceguy		3	0.80%	3	0.80%
Cast Votes:		377	100.00%	377	100.00%
Undervotes:		22		22	
Overvotes:		0		0	
Unresolved write-in votes:		0		0	

#### Congressional District No. 2 - U.S. Representative

Choice	Party	Absentee Voting		Total	
Edwin Stickle		4	1.08%	4	1.08%
Daniel Miller		14	3.77%	14	3.77%
Cody Hart		29	7.82%	29	7.82%
Leif Johnson		42	11.32%	42	11.32%
Rick Larsen		204	54.99%	204	54.99%
Devin Hermanson		23	6.20%	23	6.20%
Jason Call		29	7.82%	29	7.82%
Josh Binda		26	7.01%	26	7.01%
Cast Votes:		371	100.00%	371	100.00%
Undervotes:		28		28	
Overvotes:		0		0	
Unresolved write-in votes:		0		0	

# Precinct Results Report

2024 Primary Election

Run Time 1:39 PM

Run Date 09/25/2024

# San Juan County

2024 Primary Election

8/6/2024

Page 16

# Official Results

Registered Voters

8308 of 14761 = 56.28%

Precincts Reporting

0 of 42 = 0.00%

## 102 Friday Harbor S

399 of 794 registered voters = 50.25%

### Governor

Choice	Party	Absentee Voting		Total
Jim Daniel		6	1.58%	6 1.58%
Cassandra Magdalene Hanson		8	2.11%	8 2.11%
Jeff Curry		2	0.53%	2 0.53%
Alex Tsimerman		1	0.26%	1 0.26%
Mark Mullet		29	7.63%	29 7.63%
Martin Lee Wheeler		4	1.05%	4 1.05%
Jennifer Hoover		2	0.53%	2 0.53%
Andre Stackhouse		9	2.37%	9 2.37%
EL'ona Kearney		11	2.89%	11 2.89%
Ricky Anthony		1	0.26%	1 0.26%
Bob Ferguson		211	55.53%	211 55.53%
Chaytan Inman		0	0.00%	0 0.00%
Michael DePaula		0	0.00%	0 0.00%
Dave Reichert		71	18.68%	71 18.68%
Don L Rivers		5	1.32%	5 1.32%
Jim Clark		3	0.79%	3 0.79%
Fred Grant		3	0.79%	3 0.79%
Leon A Lawson		1	0.26%	1 0.26%
Edward Cale IV		0	0.00%	0 0.00%
Frank Dare		0	0.00%	0 0.00%
William Combs		1	0.26%	1 0.26%
Alan Makayev		0	0.00%	0 0.00%
Brian Bogen		2	0.53%	2 0.53%
A.L. Brown		0	0.00%	0 0.00%
Brad Mjelde		0	0.00%	0 0.00%
Bill Hirt		0	0.00%	0 0.00%
Rosetta Marshall-Williams		1	0.26%	1 0.26%
Semi Bird		9	2.37%	9 2.37%
Cast Votes:		380	100.00%	380 100.00%
Undervotes:		19		19
Overvotes:		0		0
Unresolved write-in votes:		0		0

## Precinct Results Report

2024 Primary Election

Run Time 1:39 PM

Run Date 09/25/2024

## San Juan County

2024 Primary Election

8/6/2024

Page 17

## Official Results

Registered Voters

8308 of 14761 = 56.28%

Precincts Reporting

0 of 42 = 0.00%

### 102 Friday Harbor S

399 of 794 registered voters = 50.25%

#### Lt. Governor

Choice	Party	Absentee Voting		Total	
Patrick "Pat" Harman		12	3.37%	12	3.37%
David Griffin		57	16.01%	57	16.01%
Bob Hagglund		42	11.80%	42	11.80%
Dan Matthews		44	12.36%	44	12.36%
Denny Heck		201	56.46%	201	56.46%
Cast Votes:		356	100.00%	356	100.00%
Undervotes:		42		42	
Overvotes:		0		0	
Unresolved write-in votes:		1		1	

#### Secretary of State

Choice	Party	Absentee Voting		Total	
Marquez Tiggs		55	15.11%	55	15.11%
Dale Whitaker		77	21.15%	77	21.15%
Damon Townsend		28	7.69%	28	7.69%
Steve Hobbs		204	56.04%	204	56.04%
Cast Votes:		364	100.00%	364	100.00%
Undervotes:		35		35	
Overvotes:		0		0	
Unresolved write-in votes:		0		0	

#### State Treasurer

Choice	Party	Absentee Voting		Total	
Mike Pellicciotti		277	74.86%	277	74.86%
Sharon Hanek		93	25.14%	93	25.14%
Cast Votes:		370	100.00%	370	100.00%
Undervotes:		29		29	
Overvotes:		0		0	
Unresolved write-in votes:		0		0	

## Precinct Results Report

2024 Primary Election

Run Time 1:39 PM

Run Date 09/25/2024

## San Juan County

2024 Primary Election

8/6/2024

Page 18

## Official Results

Registered Voters

8308 of 14761 = 56.28%

Precincts Reporting

0 of 42 = 0.00%

### 102 Friday Harbor S

399 of 794 registered voters = 50.25%

#### State Auditor

Choice	Party	Absentee Voting		Total	
Matt Hawkins		87	23.71%	87	23.71%
Pat (Patrice) McCarthy		280	76.29%	280	76.29%
	Cast Votes:	367	100.00%	367	100.00%
	Undervotes:	32		32	
	Overvotes:	0		0	
	Unresolved write-in votes:	0		0	

#### Attorney General

Choice	Party	Absentee Voting		Total	
Pete Serrano		93	25.27%	93	25.27%
Nick Brown		154	41.85%	154	41.85%
Manka Dhingra		121	32.88%	121	32.88%
	Cast Votes:	368	100.00%	368	100.00%
	Undervotes:	31		31	
	Overvotes:	0		0	
	Unresolved write-in votes:	0		0	

#### Commissioner of Public Lands

Choice	Party	Absentee Voting		Total	
Allen Lebovitz		52	14.65%	52	14.65%
Jaime Herrera Beutler		38	10.70%	38	10.70%
Dave Upthegrove		89	25.07%	89	25.07%
Sue Kuehl Pederson		45	12.68%	45	12.68%
Patrick DePoe		66	18.59%	66	18.59%
Jeralee Anderson		33	9.30%	33	9.30%
Kevin Van De Wege		32	9.01%	32	9.01%
	Cast Votes:	355	100.00%	355	100.00%
	Undervotes:	43		43	
	Overvotes:	1		1	
	Unresolved write-in votes:	0		0	

## Precinct Results Report

2024 Primary Election

Run Time 1:39 PM

Run Date 09/25/2024

## San Juan County

2024 Primary Election

8/6/2024

Page 19

## Official Results

Registered Voters

8308 of 14761 = 56.28%

Precincts Reporting

0 of 42 = 0.00%

### 102 Friday Harbor S

399 of 794 registered voters = 50.25%

#### Superintendent of Public Instruction

Choice	Party	Absentee Voting		Total	
Reid Saaris		105	32.21%	105	32.21%
Chris Reykdal		128	39.26%	128	39.26%
John Patterson Blair		17	5.21%	17	5.21%
David Olson		76	23.31%	76	23.31%
Cast Votes:		326	100.00%	326	100.00%
Undervotes:		73		73	
Overvotes:		0		0	
Unresolved write-in votes:		0		0	

#### Insurance Commissioner

Choice	Party	Absentee Voting		Total	
Patty Kuderer		210	60.00%	210	60.00%
Chris D. Chung		13	3.71%	13	3.71%
Jonathan Hendrix		11	3.14%	11	3.14%
Bill Boyd		11	3.14%	11	3.14%
John Pestinger		24	6.86%	24	6.86%
Tim Verzal		3	0.86%	3	0.86%
Phil Fortunato		62	17.71%	62	17.71%
Justin Murta		16	4.57%	16	4.57%
Cast Votes:		350	100.00%	350	100.00%
Undervotes:		49		49	
Overvotes:		0		0	
Unresolved write-in votes:		0		0	

#### State Senator

Choice	Party	Absentee Voting		Total	
Elizabeth (Liz) Lovelett		277	75.27%	277	75.27%
Charles Carrell		91	24.73%	91	24.73%
Cast Votes:		368	100.00%	368	100.00%
Undervotes:		29		29	
Overvotes:		0		0	
Unresolved write-in votes:		2		2	

# Precinct Results Report

2024 Primary Election

Run Time 1:39 PM

Run Date 09/25/2024

# San Juan County

2024 Primary Election

8/6/2024

Page 20

# Official Results

Registered Voters

8308 of 14761 = 56.28%

Precincts Reporting

0 of 42 = 0.00%

## 102 Friday Harbor S

399 of 794 registered voters = 50.25%

### State Representative Pos. 1

Choice	Party	Absentee Voting		Total	
Debra Lekanoff		282	100.00%	282	100.00%
	Cast Votes:	282	100.00%	282	100.00%
	Undervotes:	108		108	
	Overvotes:	0		0	
	Unresolved write-in votes:	9		9	

### State Representative Pos. 2

Choice	Party	Absentee Voting		Total	
Alex Ramel		276	100.00%	276	100.00%
	Cast Votes:	276	100.00%	276	100.00%
	Undervotes:	114		114	
	Overvotes:	0		0	
	Unresolved write-in votes:	9		9	

### Council Residency District 1

Choice	Party	Absentee Voting		Total	
Adrian Kilpatrick		65	17.11%	65	17.11%
Kari McVeigh		192	50.53%	192	50.53%
Stephanie O'Day		123	32.37%	123	32.37%
	Cast Votes:	380	100.00%	380	100.00%
	Undervotes:	18		18	
	Overvotes:	0		0	
	Unresolved write-in votes:	1		1	

### Council Residency District 2

Choice	Party	Absentee Voting		Total	
Rick Hughes		187	53.28%	187	53.28%
Justin Paulsen		151	43.02%	151	43.02%
Jonathan Jonnie Welch		13	3.70%	13	3.70%
	Cast Votes:	351	100.00%	351	100.00%
	Undervotes:	46		46	
	Overvotes:	0		0	
	Unresolved write-in votes:	2		2	

## Precinct Results Report

2024 Primary Election

Run Time 1:39 PM

Run Date 09/25/2024

## San Juan County

2024 Primary Election

8/6/2024

Page 21

## Official Results

Registered Voters

8308 of 14761 = 56.28%

Precincts Reporting

0 of 42 = 0.00%

### 102 Friday Harbor S

399 of 794 registered voters = 50.25%

#### Justice Position 2

Choice	Party	Absentee Voting		Total	
Todd A. Bloom		36	11.18%	36	11.18%
Sal Mungia		186	57.76%	186	57.76%
David R Shelvey		5	1.55%	5	1.55%
Dave Larson		95	29.50%	95	29.50%
Cast Votes:		322	100.00%	322	100.00%
Undervotes:		76		76	
Overvotes:		0		0	
Unresolved write-in votes:		1		1	

#### Proposition No. 1 - Levy Lid Lift

Choice	Party	Absentee Voting		Total	
Yes		234	60.78%	234	60.78%
No		151	39.22%	151	39.22%
Cast Votes:		385	100.00%	385	100.00%
Undervotes:		14		14	
Overvotes:		0		0	
Unresolved write-in votes:		0		0	

# Precinct Results Report

2024 Primary Election

Run Time 1:39 PM

Run Date 09/25/2024

# San Juan County

2024 Primary Election

8/6/2024

Page 22

# Official Results

Registered Voters

8308 of 14761 = 56.28%

Precincts Reporting

0 of 42 = 0.00%

## 102 Friday Harbor S - U18

0 of 0 registered voters = 0.00%

### U.S. Senator

Choice	Party	Absentee Voting		Total
Mel Ram		0	0.00%	0 0.00%
Dr Raul Garcia		0	0.00%	0 0.00%
David Tilton		0	0.00%	0 0.00%
Maria Cantwell		0	0.00%	0 0.00%
Chuck Jackson		0	0.00%	0 0.00%
Isaac A Holyk		0	0.00%	0 0.00%
Henry Clay Dennison		0	0.00%	0 0.00%
Scott Nazarino		0	0.00%	0 0.00%
Paul Lawrence Giesick		0	0.00%	0 0.00%
Thor Amundson		0	0.00%	0 0.00%
Goodspaceguy		0	0.00%	0 0.00%
Cast Votes:		0	0.00%	0 0.00%
Undervotes:		0		0
Overvotes:		0		0
Unresolved write-in votes:		0		0

### Congressional District No. 2 - U.S. Representative

Choice	Party	Absentee Voting		Total
Edwin Stickle		0	0.00%	0 0.00%
Daniel Miller		0	0.00%	0 0.00%
Cody Hart		0	0.00%	0 0.00%
Leif Johnson		0	0.00%	0 0.00%
Rick Larsen		0	0.00%	0 0.00%
Devin Hermanson		0	0.00%	0 0.00%
Jason Call		0	0.00%	0 0.00%
Josh Binda		0	0.00%	0 0.00%
Cast Votes:		0	0.00%	0 0.00%
Undervotes:		0		0
Overvotes:		0		0
Unresolved write-in votes:		0		0

Precinct Results Report

2024 Primary Election

Run Time 1:39 PM

Run Date 09/25/2024

San Juan County

2024 Primary Election

8/6/2024

Page 23

Official Results

Registered Voters

8308 of 14761 = 56.28%

Precincts Reporting

0 of 42 = 0.00%

102 Friday Harbor S - U18

0 of 0 registered voters = 0.00%

Governor

Choice	Party	Absentee Voting		Total
Jim Daniel		0	0.00%	0 0.00%
Cassandra Magdalene Hanson		0	0.00%	0 0.00%
Jeff Curry		0	0.00%	0 0.00%
Alex Tsimerman		0	0.00%	0 0.00%
Mark Mullet		0	0.00%	0 0.00%
Martin Lee Wheeler		0	0.00%	0 0.00%
Jennifer Hoover		0	0.00%	0 0.00%
Andre Stackhouse		0	0.00%	0 0.00%
EL'ona Kearney		0	0.00%	0 0.00%
Ricky Anthony		0	0.00%	0 0.00%
Bob Ferguson		0	0.00%	0 0.00%
Chaytan Inman		0	0.00%	0 0.00%
Michael DePaula		0	0.00%	0 0.00%
Dave Reichert		0	0.00%	0 0.00%
Don L Rivers		0	0.00%	0 0.00%
Jim Clark		0	0.00%	0 0.00%
Fred Grant		0	0.00%	0 0.00%
Leon A Lawson		0	0.00%	0 0.00%
Edward Cale IV		0	0.00%	0 0.00%
Frank Dare		0	0.00%	0 0.00%
William Combs		0	0.00%	0 0.00%
Alan Makayev		0	0.00%	0 0.00%
Brian Bogen		0	0.00%	0 0.00%
A.L. Brown		0	0.00%	0 0.00%
Brad Mjelde		0	0.00%	0 0.00%
Bill Hirt		0	0.00%	0 0.00%
Rosetta Marshall-Williams		0	0.00%	0 0.00%
Semi Bird		0	0.00%	0 0.00%
Cast Votes:		0	0.00%	0 0.00%
Undervotes:		0		0
Overvotes:		0		0
Unresolved write-in votes:		0		0

# Precinct Results Report

2024 Primary Election

Run Time 1:39 PM

Run Date 09/25/2024

# San Juan County

2024 Primary Election

8/6/2024

Page 24

# Official Results

Registered Voters

8308 of 14761 = 56.28%

Precincts Reporting

0 of 42 = 0.00%

## 102 Friday Harbor S - U18

0 of 0 registered voters = 0.00%

### Lt. Governor

Choice	Party	Absentee Voting		Total
Patrick "Pat" Harman		0	0.00%	0 0.00%
David Griffin		0	0.00%	0 0.00%
Bob Hagglund		0	0.00%	0 0.00%
Dan Matthews		0	0.00%	0 0.00%
Denny Heck		0	0.00%	0 0.00%
	Cast Votes:	0	0.00%	0 0.00%
	Undervotes:	0		0
	Overvotes:	0		0
	Unresolved write-in votes:	0		0

### Secretary of State

Choice	Party	Absentee Voting		Total
Marquez Tiggs		0	0.00%	0 0.00%
Dale Whitaker		0	0.00%	0 0.00%
Damon Townsend		0	0.00%	0 0.00%
Steve Hobbs		0	0.00%	0 0.00%
	Cast Votes:	0	0.00%	0 0.00%
	Undervotes:	0		0
	Overvotes:	0		0
	Unresolved write-in votes:	0		0

### State Treasurer

Choice	Party	Absentee Voting		Total
Mike Pellicciotti		0	0.00%	0 0.00%
Sharon Hanek		0	0.00%	0 0.00%
	Cast Votes:	0	0.00%	0 0.00%
	Undervotes:	0		0
	Overvotes:	0		0
	Unresolved write-in votes:	0		0

# Precinct Results Report

2024 Primary Election

Run Time 1:39 PM

Run Date 09/25/2024

# San Juan County

2024 Primary Election

8/6/2024

Page 25

# Official Results

Registered Voters

8308 of 14761 = 56.28%

Precincts Reporting

0 of 42 = 0.00%

## 102 Friday Harbor S - U18

0 of 0 registered voters = 0.00%

### State Auditor

Choice	Party	Absentee Voting		Total	
Matt Hawkins		0	0.00%	0	0.00%
Pat (Patrice) McCarthy		0	0.00%	0	0.00%
	Cast Votes:	0	0.00%	0	0.00%
	Undervotes:	0		0	
	Overvotes:	0		0	
	Unresolved write-in votes:	0		0	

### Attorney General

Choice	Party	Absentee Voting		Total	
Pete Serrano		0	0.00%	0	0.00%
Nick Brown		0	0.00%	0	0.00%
Manka Dhingra		0	0.00%	0	0.00%
	Cast Votes:	0	0.00%	0	0.00%
	Undervotes:	0		0	
	Overvotes:	0		0	
	Unresolved write-in votes:	0		0	

### Commissioner of Public Lands

Choice	Party	Absentee Voting		Total	
Allen Lebovitz		0	0.00%	0	0.00%
Jaime Herrera Beutler		0	0.00%	0	0.00%
Dave Upthegrove		0	0.00%	0	0.00%
Sue Kuehl Pederson		0	0.00%	0	0.00%
Patrick DePoe		0	0.00%	0	0.00%
Jeralee Anderson		0	0.00%	0	0.00%
Kevin Van De Wege		0	0.00%	0	0.00%
	Cast Votes:	0	0.00%	0	0.00%
	Undervotes:	0		0	
	Overvotes:	0		0	
	Unresolved write-in votes:	0		0	

Precinct Results Report

San Juan County

Official Results

2024 Primary Election

2024 Primary Election

Registered Voters  
8308 of 14761 = 56.28%

Run Time 1:39 PM

8/6/2024

Precincts Reporting

Run Date 09/25/2024

Page 26

0 of 42 = 0.00%

102 Friday Harbor S - U18

0 of 0 registered voters = 0.00%

Superintendent of Public Instruction

Choice	Party	Absentee Voting		Total	
Reid Saaris		0	0.00%	0	0.00%
Chris Reykdal		0	0.00%	0	0.00%
John Patterson Blair		0	0.00%	0	0.00%
David Olson		0	0.00%	0	0.00%
	Cast Votes:	0	0.00%	0	0.00%
	Undervotes:	0		0	
	Overvotes:	0		0	
	Unresolved write-in votes:	0		0	

Insurance Commissioner

Choice	Party	Absentee Voting		Total	
Patty Kuderer		0	0.00%	0	0.00%
Chris D. Chung		0	0.00%	0	0.00%
Jonathan Hendrix		0	0.00%	0	0.00%
Bill Boyd		0	0.00%	0	0.00%
John Pestinger		0	0.00%	0	0.00%
Tim Verzal		0	0.00%	0	0.00%
Phil Fortunato		0	0.00%	0	0.00%
Justin Murta		0	0.00%	0	0.00%
	Cast Votes:	0	0.00%	0	0.00%
	Undervotes:	0		0	
	Overvotes:	0		0	
	Unresolved write-in votes:	0		0	

State Senator

Choice	Party	Absentee Voting		Total	
Elizabeth (Liz) Lovelett		0	0.00%	0	0.00%
Charles Carrell		0	0.00%	0	0.00%
	Cast Votes:	0	0.00%	0	0.00%
	Undervotes:	0		0	
	Overvotes:	0		0	
	Unresolved write-in votes:	0		0	

Precinct Results Report

San Juan County

Official Results

2024 Primary Election

2024 Primary Election

Registered Voters

8308 of 14761 = 56.28%

Run Time 1:39 PM

8/6/2024

Precincts Reporting

0 of 42 = 0.00%

Run Date 09/25/2024

Page 27

102 Friday Harbor S - U18

0 of 0 registered voters = 0.00%

State Representative Pos. 1

Choice	Party	Absentee Voting		Total	
Debra Lekanoff		0	0.00%	0	0.00%
	Cast Votes:	0	0.00%	0	0.00%
	Undervotes:	0		0	
	Overvotes:	0		0	
	Unresolved write-in votes:	0		0	

State Representative Pos. 2

Choice	Party	Absentee Voting		Total	
Alex Ramel		0	0.00%	0	0.00%
	Cast Votes:	0	0.00%	0	0.00%
	Undervotes:	0		0	
	Overvotes:	0		0	
	Unresolved write-in votes:	0		0	

Council Residency District 1

Choice	Party	Absentee Voting		Total	
Adrian Kilpatrick		0	0.00%	0	0.00%
Kari McVeigh		0	0.00%	0	0.00%
Stephanie O'Day		0	0.00%	0	0.00%
	Cast Votes:	0	0.00%	0	0.00%
	Undervotes:	0		0	
	Overvotes:	0		0	
	Unresolved write-in votes:	0		0	

Council Residency District 2

Choice	Party	Absentee Voting		Total	
Rick Hughes		0	0.00%	0	0.00%
Justin Paulsen		0	0.00%	0	0.00%
Jonathan Jonnie Welch		0	0.00%	0	0.00%
	Cast Votes:	0	0.00%	0	0.00%
	Undervotes:	0		0	
	Overvotes:	0		0	
	Unresolved write-in votes:	0		0	

**Precinct Results Report**

2024 Primary Election

Run Time 1:39 PM

Run Date 09/25/2024

**San Juan County**

2024 Primary Election

8/6/2024

Page 28

**Official Results**

**Registered Voters**

8308 of 14761 = 56.28%

**Precincts Reporting**

0 of 42 = 0.00%

**102 Friday Harbor S - U18**

0 of 0 registered voters = 0.00%

**Justice Position 2**

Choice	Party	Absentee Voting		Total	
Todd A. Bloom		0	0.00%	0	0.00%
Sal Mungia		0	0.00%	0	0.00%
David R Shelvey		0	0.00%	0	0.00%
Dave Larson		0	0.00%	0	0.00%
Cast Votes:		0	0.00%	0	0.00%
Undervotes:		0		0	
Overvotes:		0		0	
Unresolved write-in votes:		0		0	

# Precinct Results Report

2024 Primary Election

Run Time 1:39 PM

Run Date 09/25/2024

# San Juan County

2024 Primary Election

8/6/2024

Page 29

# Official Results

Registered Voters

8308 of 14761 = 56.28%

Precincts Reporting

0 of 42 = 0.00%

## 11 San Juan SE

380 of 573 registered voters = 66.32%

### U.S. Senator

Choice	Party	Absentee Voting		Total	
Mel Ram		8	2.23%	8	2.23%
Dr Raul Garcia		59	16.48%	59	16.48%
David Tilton		2	0.56%	2	0.56%
Maria Cantwell		255	71.23%	255	71.23%
Chuck Jackson		4	1.12%	4	1.12%
Isaac A Holyk		14	3.91%	14	3.91%
Henry Clay Dennison		3	0.84%	3	0.84%
Scott Nazarino		7	1.96%	7	1.96%
Paul Lawrence Giesick		4	1.12%	4	1.12%
Thor Amundson		2	0.56%	2	0.56%
Goodspaceguy		0	0.00%	0	0.00%
Cast Votes:		358	100.00%	358	100.00%
Undervotes:		22		22	
Overvotes:		0		0	
Unresolved write-in votes:		0		0	

### Congressional District No. 2 - U.S. Representative

Choice	Party	Absentee Voting		Total	
Edwin Stickle		13	3.62%	13	3.62%
Daniel Miller		19	5.29%	19	5.29%
Cody Hart		35	9.75%	35	9.75%
Leif Johnson		34	9.47%	34	9.47%
Rick Larsen		201	55.99%	201	55.99%
Devin Hermanson		13	3.62%	13	3.62%
Jason Call		26	7.24%	26	7.24%
Josh Binda		18	5.01%	18	5.01%
Cast Votes:		359	100.00%	359	100.00%
Undervotes:		19		19	
Overvotes:		0		0	
Unresolved write-in votes:		2		2	

# Precinct Results Report

2024 Primary Election

Run Time 1:39 PM

Run Date 09/25/2024

# San Juan County

2024 Primary Election

8/6/2024

Page 30

# Official Results

Registered Voters

8308 of 14761 = 56.28%

Precincts Reporting

0 of 42 = 0.00%

## 11 San Juan SE

380 of 573 registered voters = 66.32%

### Governor

Choice	Party	Absentee Voting		Total
Jim Daniel		2	0.54%	2 0.54%
Cassandra Magdalene Hanson		4	1.08%	4 1.08%
Jeff Curry		0	0.00%	0 0.00%
Alex Tsimerman		0	0.00%	0 0.00%
Mark Mullet		20	5.42%	20 5.42%
Martin Lee Wheeler		1	0.27%	1 0.27%
Jennifer Hoover		0	0.00%	0 0.00%
Andre Stackhouse		3	0.81%	3 0.81%
EL'ona Kearney		3	0.81%	3 0.81%
Ricky Anthony		2	0.54%	2 0.54%
Bob Ferguson		217	58.81%	217 58.81%
Chaytan Inman		1	0.27%	1 0.27%
Michael DePaula		1	0.27%	1 0.27%
Dave Reichert		95	25.75%	95 25.75%
Don L Rivers		1	0.27%	1 0.27%
Jim Clark		1	0.27%	1 0.27%
Fred Grant		2	0.54%	2 0.54%
Leon A Lawson		0	0.00%	0 0.00%
Edward Cale IV		0	0.00%	0 0.00%
Frank Dare		0	0.00%	0 0.00%
William Combs		0	0.00%	0 0.00%
Alan Makayev		2	0.54%	2 0.54%
Brian Bogen		0	0.00%	0 0.00%
A.L. Brown		0	0.00%	0 0.00%
Brad Mjelde		0	0.00%	0 0.00%
Bill Hirt		0	0.00%	0 0.00%
Rosetta Marshall-Williams		0	0.00%	0 0.00%
Semi Bird		14	3.79%	14 3.79%
Cast Votes:		369	100.00%	369 100.00%
Undervotes:		11		11
Overvotes:		0		0
Unresolved write-in votes:		0		0

# Precinct Results Report

2024 Primary Election

Run Time 1:39 PM

Run Date 09/25/2024

# San Juan County

2024 Primary Election

8/6/2024

Page 31

# Official Results

Registered Voters

8308 of 14761 = 56.28%

Precincts Reporting

0 of 42 = 0.00%

## 11 San Juan SE

380 of 573 registered voters = 66.32%

### Lt. Governor

Choice	Party	Absentee Voting		Total	
Patrick "Pat" Harman		6	1.69%	6	1.69%
David Griffin		31	8.76%	31	8.76%
Bob Hagglund		54	15.25%	54	15.25%
Dan Matthews		42	11.86%	42	11.86%
Denny Heck		221	62.43%	221	62.43%
Cast Votes:		354	100.00%	354	100.00%
Undervotes:		26		26	
Overvotes:		0		0	
Unresolved write-in votes:		0		0	

### Secretary of State

Choice	Party	Absentee Voting		Total	
Marquez Tiggs		41	11.61%	41	11.61%
Dale Whitaker		85	24.08%	85	24.08%
Damon Townsend		18	5.10%	18	5.10%
Steve Hobbs		209	59.21%	209	59.21%
Cast Votes:		353	100.00%	353	100.00%
Undervotes:		27		27	
Overvotes:		0		0	
Unresolved write-in votes:		0		0	

### State Treasurer

Choice	Party	Absentee Voting		Total	
Mike Pellicciotti		254	71.95%	254	71.95%
Sharon Hanek		99	28.05%	99	28.05%
Cast Votes:		353	100.00%	353	100.00%
Undervotes:		27		27	
Overvotes:		0		0	
Unresolved write-in votes:		0		0	

## Precinct Results Report

2024 Primary Election

Run Time 1:39 PM

Run Date 09/25/2024

## San Juan County

2024 Primary Election

8/6/2024

Page 32

## Official Results

Registered Voters

8308 of 14761 = 56.28%

Precincts Reporting

0 of 42 = 0.00%

### 11 San Juan SE

380 of 573 registered voters = 66.32%

#### State Auditor

Choice	Party	Absentee Voting		Total	
Matt Hawkins		99	28.21%	99	28.21%
Pat (Patrice) McCarthy		252	71.79%	252	71.79%
	Cast Votes:	351	100.00%	351	100.00%
	Undervotes:	28		28	
	Overvotes:	0		0	
	Unresolved write-in votes:	1		1	

#### Attorney General

Choice	Party	Absentee Voting		Total	
Pete Serrano		107	29.89%	107	29.89%
Nick Brown		156	43.58%	156	43.58%
Manka Dhingra		95	26.54%	95	26.54%
	Cast Votes:	358	100.00%	358	100.00%
	Undervotes:	22		22	
	Overvotes:	0		0	
	Unresolved write-in votes:	0		0	

#### Commissioner of Public Lands

Choice	Party	Absentee Voting		Total	
Allen Lebovitz		59	17.00%	59	17.00%
Jaime Herrera Beutler		36	10.37%	36	10.37%
Dave Upthegrove		87	25.07%	87	25.07%
Sue Kuehl Pederson		60	17.29%	60	17.29%
Patrick DePoe		57	16.43%	57	16.43%
Jeralee Anderson		23	6.63%	23	6.63%
Kevin Van De Wege		25	7.20%	25	7.20%
	Cast Votes:	347	100.00%	347	100.00%
	Undervotes:	33		33	
	Overvotes:	0		0	
	Unresolved write-in votes:	0		0	

# Precinct Results Report

2024 Primary Election

Run Time 1:39 PM

Run Date 09/25/2024

# San Juan County

2024 Primary Election

8/6/2024

Page 33

# Official Results

Registered Voters

8308 of 14761 = 56.28%

Precincts Reporting

0 of 42 = 0.00%

## 11 San Juan SE

380 of 573 registered voters = 66.32%

### Superintendent of Public Instruction

Choice	Party	Absentee Voting		Total	
Reid Saaris		108	34.95%	108	34.95%
Chris Reykdal		116	37.54%	116	37.54%
John Patterson Blair		8	2.59%	8	2.59%
David Olson		77	24.92%	77	24.92%
Cast Votes:		309	100.00%	309	100.00%
Undervotes:		71		71	
Overvotes:		0		0	
Unresolved write-in votes:		0		0	

### Insurance Commissioner

Choice	Party	Absentee Voting		Total	
Patty Kuderer		185	53.94%	185	53.94%
Chris D. Chung		9	2.62%	9	2.62%
Jonathan Hendrix		17	4.96%	17	4.96%
Bill Boyd		14	4.08%	14	4.08%
John Pestinger		25	7.29%	25	7.29%
Tim Verzal		3	0.87%	3	0.87%
Phil Fortunato		71	20.70%	71	20.70%
Justin Murta		19	5.54%	19	5.54%
Cast Votes:		343	100.00%	343	100.00%
Undervotes:		37		37	
Overvotes:		0		0	
Unresolved write-in votes:		0		0	

### State Senator

Choice	Party	Absentee Voting		Total	
Elizabeth (Liz) Lovelett		252	71.19%	252	71.19%
Charles Carrell		102	28.81%	102	28.81%
Cast Votes:		354	100.00%	354	100.00%
Undervotes:		24		24	
Overvotes:		0		0	
Unresolved write-in votes:		2		2	

# Precinct Results Report

2024 Primary Election

Run Time 1:39 PM

Run Date 09/25/2024

# San Juan County

2024 Primary Election

8/6/2024

Page 34

# Official Results

Registered Voters

8308 of 14761 = 56.28%

Precincts Reporting

0 of 42 = 0.00%

## 11 San Juan SE

380 of 573 registered voters = 66.32%

### State Representative Pos. 1

Choice	Party	Absentee Voting		Total	
Debra Lekanoff		255	100.00%	255	100.00%
	Cast Votes:	255	100.00%	255	100.00%
	Undervotes:	111		111	
	Overvotes:	0		0	
	Unresolved write-in votes:	14		14	

### State Representative Pos. 2

Choice	Party	Absentee Voting		Total	
Alex Ramel		247	100.00%	247	100.00%
	Cast Votes:	247	100.00%	247	100.00%
	Undervotes:	117		117	
	Overvotes:	0		0	
	Unresolved write-in votes:	16		16	

### Council Residency District 1

Choice	Party	Absentee Voting		Total	
Adrian Kilpatrick		69	18.90%	69	18.90%
Kari McVeigh		173	47.40%	173	47.40%
Stephanie O'Day		123	33.70%	123	33.70%
	Cast Votes:	365	100.00%	365	100.00%
	Undervotes:	15		15	
	Overvotes:	0		0	
	Unresolved write-in votes:	0		0	

### Council Residency District 2

Choice	Party	Absentee Voting		Total	
Rick Hughes		187	57.72%	187	57.72%
Justin Paulsen		123	37.96%	123	37.96%
Jonathan Jonnie Welch		14	4.32%	14	4.32%
	Cast Votes:	324	100.00%	324	100.00%
	Undervotes:	54		54	
	Overvotes:	0		0	
	Unresolved write-in votes:	2		2	

**Precinct Results Report**

2024 Primary Election

Run Time 1:39 PM

Run Date 09/25/2024

**San Juan County**

2024 Primary Election

8/6/2024

Page 35

**Official Results**

**Registered Voters**

8308 of 14761 = 56.28%

**Precincts Reporting**

0 of 42 = 0.00%

**11 San Juan SE**

380 of 573 registered voters = 66.32%

**Justice Position 2**

Choice	Party	Absentee Voting		Total	
Todd A. Bloom		52	16.72%	52	16.72%
Sal Mungia		158	50.80%	158	50.80%
David R Shelvey		4	1.29%	4	1.29%
Dave Larson		97	31.19%	97	31.19%
Cast Votes:		311	100.00%	311	100.00%
Undervotes:		69		69	
Overvotes:		0		0	
Unresolved write-in votes:		0		0	

**Proposition No. 1 - Levy Lid Lift**

Choice	Party	Absentee Voting		Total	
Yes		191	51.07%	191	51.07%
No		183	48.93%	183	48.93%
Cast Votes:		374	100.00%	374	100.00%
Undervotes:		6		6	
Overvotes:		0		0	
Unresolved write-in votes:		0		0	

**Precinct Results Report**

2024 Primary Election

Run Time 1:39 PM

Run Date 09/25/2024

**San Juan County**

2024 Primary Election

8/6/2024

Page 36

**Official Results**

**Registered Voters**

8308 of 14761 = 56.28%

**Precincts Reporting**

0 of 42 = 0.00%

**11 San Juan SE - U18**

1 of 0 registered voters = 0.00%

**U.S. Senator**

Choice	Party	Absentee Voting		Total	
Mel Ram		0	0.00%	0	0.00%
Dr Raul Garcia		0	0.00%	0	0.00%
David Tilton		0	0.00%	0	0.00%
Maria Cantwell		1	100.00%	1	100.00%
Chuck Jackson		0	0.00%	0	0.00%
Isaac A Holyk		0	0.00%	0	0.00%
Henry Clay Dennison		0	0.00%	0	0.00%
Scott Nazarino		0	0.00%	0	0.00%
Paul Lawrence Giesick		0	0.00%	0	0.00%
Thor Amundson		0	0.00%	0	0.00%
Goodspaceguy		0	0.00%	0	0.00%
Cast Votes:		1	100.00%	1	100.00%
Undervotes:		0		0	
Overvotes:		0		0	
Unresolved write-in votes:		0		0	

**Congressional District No. 2 - U.S. Representative**

Choice	Party	Absentee Voting		Total	
Edwin Stickle		0	0.00%	0	0.00%
Daniel Miller		0	0.00%	0	0.00%
Cody Hart		0	0.00%	0	0.00%
Leif Johnson		0	0.00%	0	0.00%
Rick Larsen		1	100.00%	1	100.00%
Devin Hermanson		0	0.00%	0	0.00%
Jason Call		0	0.00%	0	0.00%
Josh Binda		0	0.00%	0	0.00%
Cast Votes:		1	100.00%	1	100.00%
Undervotes:		0		0	
Overvotes:		0		0	
Unresolved write-in votes:		0		0	

Precinct Results Report

2024 Primary Election

Run Time 1:39 PM

Run Date 09/25/2024

San Juan County

2024 Primary Election

8/6/2024

Page 37

Official Results

Registered Voters

8308 of 14761 = 56.28%

Precincts Reporting

0 of 42 = 0.00%

11 San Juan SE - U18

1 of 0 registered voters = 0.00%

Governor

Choice	Party	Absentee Voting		Total
Jim Daniel		0	0.00%	0 0.00%
Cassandra Magdalene Hanson		0	0.00%	0 0.00%
Jeff Curry		0	0.00%	0 0.00%
Alex Tsimerman		0	0.00%	0 0.00%
Mark Mullet		0	0.00%	0 0.00%
Martin Lee Wheeler		0	0.00%	0 0.00%
Jennifer Hoover		0	0.00%	0 0.00%
Andre Stackhouse		0	0.00%	0 0.00%
EL'ona Kearney		0	0.00%	0 0.00%
Ricky Anthony		0	0.00%	0 0.00%
Bob Ferguson		1	100.00%	1 100.00%
Chaytan Inman		0	0.00%	0 0.00%
Michael DePaula		0	0.00%	0 0.00%
Dave Reichert		0	0.00%	0 0.00%
Don L Rivers		0	0.00%	0 0.00%
Jim Clark		0	0.00%	0 0.00%
Fred Grant		0	0.00%	0 0.00%
Leon A Lawson		0	0.00%	0 0.00%
Edward Cale IV		0	0.00%	0 0.00%
Frank Dare		0	0.00%	0 0.00%
William Combs		0	0.00%	0 0.00%
Alan Makayev		0	0.00%	0 0.00%
Brian Bogen		0	0.00%	0 0.00%
A.L. Brown		0	0.00%	0 0.00%
Brad Mjelde		0	0.00%	0 0.00%
Bill Hirt		0	0.00%	0 0.00%
Rosetta Marshall-Williams		0	0.00%	0 0.00%
Semi Bird		0	0.00%	0 0.00%
Cast Votes:		1	100.00%	1 100.00%
Undervotes:		0		0
Overvotes:		0		0
Unresolved write-in votes:		0		0

# Precinct Results Report

2024 Primary Election

Run Time 1:39 PM

Run Date 09/25/2024

# San Juan County

2024 Primary Election

8/6/2024

Page 38

# Official Results

Registered Voters

8308 of 14761 = 56.28%

Precincts Reporting

0 of 42 = 0.00%

## 11 San Juan SE - U18

1 of 0 registered voters = 0.00%

### Lt. Governor

Choice	Party	Absentee Voting		Total	
Patrick "Pat" Harman		0	0.00%	0	0.00%
David Griffin		0	0.00%	0	0.00%
Bob Hagglund		0	0.00%	0	0.00%
Dan Matthews		0	0.00%	0	0.00%
Denny Heck		1	100.00%	1	100.00%
Cast Votes:		1	100.00%	1	100.00%
Undervotes:		0		0	
Overvotes:		0		0	
Unresolved write-in votes:		0		0	

### Secretary of State

Choice	Party	Absentee Voting		Total	
Marquez Tiggs		0	0.00%	0	0.00%
Dale Whitaker		0	0.00%	0	0.00%
Damon Townsend		0	0.00%	0	0.00%
Steve Hobbs		1	100.00%	1	100.00%
Cast Votes:		1	100.00%	1	100.00%
Undervotes:		0		0	
Overvotes:		0		0	
Unresolved write-in votes:		0		0	

### State Treasurer

Choice	Party	Absentee Voting		Total	
Mike Pellicciotti		1	100.00%	1	100.00%
Sharon Hanek		0	0.00%	0	0.00%
Cast Votes:		1	100.00%	1	100.00%
Undervotes:		0		0	
Overvotes:		0		0	
Unresolved write-in votes:		0		0	

## Precinct Results Report

2024 Primary Election

Run Time 1:39 PM

Run Date 09/25/2024

## San Juan County

2024 Primary Election

8/6/2024

Page 39

## Official Results

Registered Voters

8308 of 14761 = 56.28%

Precincts Reporting

0 of 42 = 0.00%

### 11 San Juan SE - U18

1 of 0 registered voters = 0.00%

#### State Auditor

Choice	Party	Absentee Voting		Total	
Matt Hawkins		0	0.00%	0	0.00%
Pat (Patrice) McCarthy		1	100.00%	1	100.00%
	Cast Votes:	1	100.00%	1	100.00%
	Undervotes:	0		0	
	Overvotes:	0		0	
	Unresolved write-in votes:	0		0	

#### Attorney General

Choice	Party	Absentee Voting		Total	
Pete Serrano		0	0.00%	0	0.00%
Nick Brown		0	0.00%	0	0.00%
Manka Dhingra		1	100.00%	1	100.00%
	Cast Votes:	1	100.00%	1	100.00%
	Undervotes:	0		0	
	Overvotes:	0		0	
	Unresolved write-in votes:	0		0	

#### Commissioner of Public Lands

Choice	Party	Absentee Voting		Total	
Allen Lebovitz		0	0.00%	0	0.00%
Jaime Herrera Beutler		0	0.00%	0	0.00%
Dave Upthegrove		1	100.00%	1	100.00%
Sue Kuehl Pederson		0	0.00%	0	0.00%
Patrick DePoe		0	0.00%	0	0.00%
Jeralee Anderson		0	0.00%	0	0.00%
Kevin Van De Wege		0	0.00%	0	0.00%
	Cast Votes:	1	100.00%	1	100.00%
	Undervotes:	0		0	
	Overvotes:	0		0	
	Unresolved write-in votes:	0		0	

# Precinct Results Report

2024 Primary Election

Run Time 1:39 PM

Run Date 09/25/2024

# San Juan County

2024 Primary Election

8/6/2024

Page 40

# Official Results

Registered Voters

8308 of 14761 = 56.28%

Precincts Reporting

0 of 42 = 0.00%

## 11 San Juan SE - U18

1 of 0 registered voters = 0.00%

### Superintendent of Public Instruction

Choice	Party	Absentee Voting		Total	
Reid Saaris		0	0.00%	0	0.00%
Chris Reykdal		1	100.00%	1	100.00%
John Patterson Blair		0	0.00%	0	0.00%
David Olson		0	0.00%	0	0.00%
Cast Votes:		1	100.00%	1	100.00%
Undervotes:		0		0	
Overvotes:		0		0	
Unresolved write-in votes:		0		0	

### Insurance Commissioner

Choice	Party	Absentee Voting		Total	
Patty Kuderer		1	100.00%	1	100.00%
Chris D. Chung		0	0.00%	0	0.00%
Jonathan Hendrix		0	0.00%	0	0.00%
Bill Boyd		0	0.00%	0	0.00%
John Pestinger		0	0.00%	0	0.00%
Tim Verzal		0	0.00%	0	0.00%
Phil Fortunato		0	0.00%	0	0.00%
Justin Murta		0	0.00%	0	0.00%
Cast Votes:		1	100.00%	1	100.00%
Undervotes:		0		0	
Overvotes:		0		0	
Unresolved write-in votes:		0		0	

### State Senator

Choice	Party	Absentee Voting		Total	
Elizabeth (Liz) Lovelett		1	100.00%	1	100.00%
Charles Carrell		0	0.00%	0	0.00%
Cast Votes:		1	100.00%	1	100.00%
Undervotes:		0		0	
Overvotes:		0		0	
Unresolved write-in votes:		0		0	

Precinct Results Report

San Juan County

Official Results

2024 Primary Election

2024 Primary Election

Registered Voters

8308 of 14761 = 56.28%

Run Time 1:39 PM

8/6/2024

Precincts Reporting

0 of 42 = 0.00%

Run Date 09/25/2024

Page 41

11 San Juan SE - U18

1 of 0 registered voters = 0.00%

State Representative Pos. 1

Choice	Party	Absentee Voting	Total
Debra Lekanoff		1 100.00%	1 100.00%
	Cast Votes:	1 100.00%	1 100.00%
	Undervotes:	0	0
	Overvotes:	0	0
	Unresolved write-in votes:	0	0

State Representative Pos. 2

Choice	Party	Absentee Voting	Total
Alex Ramel		1 100.00%	1 100.00%
	Cast Votes:	1 100.00%	1 100.00%
	Undervotes:	0	0
	Overvotes:	0	0
	Unresolved write-in votes:	0	0

Council Residency District 1

Choice	Party	Absentee Voting	Total
Adrian Kilpatrick		0 0.00%	0 0.00%
Kari McVeigh		1 100.00%	1 100.00%
Stephanie O'Day		0 0.00%	0 0.00%
	Cast Votes:	1 100.00%	1 100.00%
	Undervotes:	0	0
	Overvotes:	0	0
	Unresolved write-in votes:	0	0

Council Residency District 2

Choice	Party	Absentee Voting	Total
Rick Hughes		0 0.00%	0 0.00%
Justin Paulsen		1 100.00%	1 100.00%
Jonathan Jonnie Welch		0 0.00%	0 0.00%
	Cast Votes:	1 100.00%	1 100.00%
	Undervotes:	0	0
	Overvotes:	0	0
	Unresolved write-in votes:	0	0

**Precinct Results Report**

2024 Primary Election

Run Time 1:39 PM

Run Date 09/25/2024

**San Juan County**

2024 Primary Election

8/6/2024

Page 42

**Official Results**

**Registered Voters**

8308 of 14761 = 56.28%

**Precincts Reporting**

0 of 42 = 0.00%

**11 San Juan SE - U18**

1 of 0 registered voters = 0.00%

**Justice Position 2**

Choice	Party	Absentee Voting		Total	
Todd A. Bloom		0	0.00%	0	0.00%
Sal Mungia		1	100.00%	1	100.00%
David R Shelvey		0	0.00%	0	0.00%
Dave Larson		0	0.00%	0	0.00%
Cast Votes:		1	100.00%	1	100.00%
Undervotes:		0		0	
Overvotes:		0		0	
Unresolved write-in votes:		0		0	

## Precinct Results Report

2024 Primary Election

Run Time 1:39 PM

Run Date 09/25/2024

## San Juan County

2024 Primary Election

8/6/2024

Page 43

## Official Results

Registered Voters

8308 of 14761 = 56.28%

Precincts Reporting

0 of 42 = 0.00%

### 12 San Juan SW

572 of 850 registered voters = 67.29%

#### U.S. Senator

Choice	Party	Absentee Voting		Total	
Mel Ram		5	0.93%	5	0.93%
Dr Raul Garcia		79	14.68%	79	14.68%
David Tilton		3	0.56%	3	0.56%
Maria Cantwell		417	77.51%	417	77.51%
Chuck Jackson		8	1.49%	8	1.49%
Isaac A Holyk		5	0.93%	5	0.93%
Henry Clay Dennison		1	0.19%	1	0.19%
Scott Nazarino		13	2.42%	13	2.42%
Paul Lawrence Giesick		2	0.37%	2	0.37%
Thor Amundson		3	0.56%	3	0.56%
Goodspaceguy		2	0.37%	2	0.37%
Cast Votes:		538	100.00%	538	100.00%
Undervotes:		34		34	
Overvotes:		0		0	
Unresolved write-in votes:		0		0	

#### Congressional District No. 2 - U.S. Representative

Choice	Party	Absentee Voting		Total	
Edwin Stickle		15	2.81%	15	2.81%
Daniel Miller		12	2.25%	12	2.25%
Cody Hart		37	6.93%	37	6.93%
Leif Johnson		52	9.74%	52	9.74%
Rick Larsen		342	64.04%	342	64.04%
Devin Hermanson		27	5.06%	27	5.06%
Jason Call		33	6.18%	33	6.18%
Josh Binda		16	3.00%	16	3.00%
Cast Votes:		534	100.00%	534	100.00%
Undervotes:		37		37	
Overvotes:		1		1	
Unresolved write-in votes:		0		0	

# Precinct Results Report

2024 Primary Election

Run Time 1:39 PM

Run Date 09/25/2024

# San Juan County

2024 Primary Election

8/6/2024

Page 44

# Official Results

Registered Voters

8308 of 14761 = 56.28%

Precincts Reporting

0 of 42 = 0.00%

## 12 San Juan SW

572 of 850 registered voters = 67.29%

### Governor

Choice	Party	Absentee Voting		Total
Jim Daniel		2	0.37%	2 0.37%
Cassandra Magdalene Hanson		11	2.01%	11 2.01%
Jeff Curry		3	0.55%	3 0.55%
Alex Tsimerman		0	0.00%	0 0.00%
Mark Mullet		26	4.75%	26 4.75%
Martin Lee Wheeler		2	0.37%	2 0.37%
Jennifer Hoover		3	0.55%	3 0.55%
Andre Stackhouse		4	0.73%	4 0.73%
EL'ona Kearney		9	1.65%	9 1.65%
Ricky Anthony		2	0.37%	2 0.37%
Bob Ferguson		355	64.90%	355 64.90%
Chaytan Inman		0	0.00%	0 0.00%
Michael DePaula		1	0.18%	1 0.18%
Dave Reichert		102	18.65%	102 18.65%
Don L Rivers		2	0.37%	2 0.37%
Jim Clark		1	0.18%	1 0.18%
Fred Grant		1	0.18%	1 0.18%
Leon A Lawson		7	1.28%	7 1.28%
Edward Cale IV		0	0.00%	0 0.00%
Frank Dare		1	0.18%	1 0.18%
William Combs		1	0.18%	1 0.18%
Alan Makayev		0	0.00%	0 0.00%
Brian Bogen		4	0.73%	4 0.73%
A.L. Brown		0	0.00%	0 0.00%
Brad Mjelde		0	0.00%	0 0.00%
Bill Hirt		0	0.00%	0 0.00%
Rosetta Marshall-Williams		1	0.18%	1 0.18%
Semi Bird		9	1.65%	9 1.65%
Cast Votes:		547	100.00%	547 100.00%
Undervotes:		25		25
Overvotes:		0		0
Unresolved write-in votes:		0		0

## Precinct Results Report

2024 Primary Election

Run Time 1:39 PM

Run Date 09/25/2024

## San Juan County

2024 Primary Election

8/6/2024

Page 45

## Official Results

Registered Voters

8308 of 14761 = 56.28%

Precincts Reporting

0 of 42 = 0.00%

### 12 San Juan SW

572 of 850 registered voters = 67.29%

#### Lt. Governor

Choice	Party	Absentee Voting		Total	
Patrick "Pat" Harman		14	2.68%	14	2.68%
David Griffin		52	9.96%	52	9.96%
Bob Hagglund		57	10.92%	57	10.92%
Dan Matthews		54	10.34%	54	10.34%
Denny Heck		345	66.09%	345	66.09%
	Cast Votes:	522	100.00%	522	100.00%
	Undervotes:	50		50	
	Overvotes:	0		0	
	Unresolved write-in votes:	0		0	

#### Secretary of State

Choice	Party	Absentee Voting		Total	
Marquez Tiggs		59	11.22%	59	11.22%
Dale Whitaker		100	19.01%	100	19.01%
Damon Townsend		26	4.94%	26	4.94%
Steve Hobbs		341	64.83%	341	64.83%
	Cast Votes:	526	100.00%	526	100.00%
	Undervotes:	46		46	
	Overvotes:	0		0	
	Unresolved write-in votes:	0		0	

#### State Treasurer

Choice	Party	Absentee Voting		Total	
Mike Pellicciotti		416	78.05%	416	78.05%
Sharon Hanek		117	21.95%	117	21.95%
	Cast Votes:	533	100.00%	533	100.00%
	Undervotes:	39		39	
	Overvotes:	0		0	
	Unresolved write-in votes:	0		0	

## Precinct Results Report

2024 Primary Election

Run Time 1:39 PM

Run Date 09/25/2024

## San Juan County

2024 Primary Election

8/6/2024

Page 46

## Official Results

Registered Voters

8308 of 14761 = 56.28%

Precincts Reporting

0 of 42 = 0.00%

### 12 San Juan SW

572 of 850 registered voters = 67.29%

#### State Auditor

Choice	Party	Absentee Voting		Total	
Matt Hawkins		109	20.60%	109	20.60%
Pat (Patrice) McCarthy		420	79.40%	420	79.40%
	Cast Votes:	529	100.00%	529	100.00%
	Undervotes:	43		43	
	Overvotes:	0		0	
	Unresolved write-in votes:	0		0	

#### Attorney General

Choice	Party	Absentee Voting		Total	
Pete Serrano		118	22.35%	118	22.35%
Nick Brown		228	43.18%	228	43.18%
Manka Dhingra		182	34.47%	182	34.47%
	Cast Votes:	528	100.00%	528	100.00%
	Undervotes:	44		44	
	Overvotes:	0		0	
	Unresolved write-in votes:	0		0	

#### Commissioner of Public Lands

Choice	Party	Absentee Voting		Total	
Allen Lebovitz		95	18.41%	95	18.41%
Jaime Herrera Beutler		47	9.11%	47	9.11%
Dave Upthegrove		166	32.17%	166	32.17%
Sue Kuehl Pederson		75	14.53%	75	14.53%
Patrick DePoe		68	13.18%	68	13.18%
Jeralee Anderson		17	3.29%	17	3.29%
Kevin Van De Wege		48	9.30%	48	9.30%
	Cast Votes:	516	100.00%	516	100.00%
	Undervotes:	54		54	
	Overvotes:	1		1	
	Unresolved write-in votes:	1		1	

# Precinct Results Report

2024 Primary Election

Run Time 1:39 PM

Run Date 09/25/2024

# San Juan County

2024 Primary Election

8/6/2024

Page 47

# Official Results

Registered Voters

8308 of 14761 = 56.28%

Precincts Reporting

0 of 42 = 0.00%

## 12 San Juan SW

572 of 850 registered voters = 67.29%

### Superintendent of Public Instruction

Choice	Party	Absentee Voting		Total	
Reid Saaris		125	26.94%	125	26.94%
Chris Reykdal		210	45.26%	210	45.26%
John Patterson Blair		21	4.53%	21	4.53%
David Olson		108	23.28%	108	23.28%
Cast Votes:		464	100.00%	464	100.00%
Undervotes:		108		108	
Overvotes:		0		0	
Unresolved write-in votes:		0		0	

### Insurance Commissioner

Choice	Party	Absentee Voting		Total	
Patty Kuderer		326	63.92%	326	63.92%
Chris D. Chung		12	2.35%	12	2.35%
Jonathan Hendrix		12	2.35%	12	2.35%
Bill Boyd		17	3.33%	17	3.33%
John Pestinger		30	5.88%	30	5.88%
Tim Verzal		3	0.59%	3	0.59%
Phil Fortunato		87	17.06%	87	17.06%
Justin Murta		23	4.51%	23	4.51%
Cast Votes:		510	100.00%	510	100.00%
Undervotes:		62		62	
Overvotes:		0		0	
Unresolved write-in votes:		0		0	

### State Senator

Choice	Party	Absentee Voting		Total	
Elizabeth (Liz) Lovelett		421	78.99%	421	78.99%
Charles Carrell		112	21.01%	112	21.01%
Cast Votes:		533	100.00%	533	100.00%
Undervotes:		39		39	
Overvotes:		0		0	
Unresolved write-in votes:		0		0	

## Precinct Results Report

2024 Primary Election

Run Time 1:39 PM

Run Date 09/25/2024

## San Juan County

2024 Primary Election

8/6/2024

Page 48

## Official Results

Registered Voters

8308 of 14761 = 56.28%

Precincts Reporting

0 of 42 = 0.00%

### 12 San Juan SW

572 of 850 registered voters = 67.29%

#### State Representative Pos. 1

Choice	Party	Absentee Voting		Total	
Debra Lekanoff		406	100.00%	406	100.00%
	Cast Votes:	406	100.00%	406	100.00%
	Undervotes:	149		149	
	Overvotes:	0		0	
	Unresolved write-in votes:	17		17	

#### State Representative Pos. 2

Choice	Party	Absentee Voting		Total	
Alex Ramel		398	100.00%	398	100.00%
	Cast Votes:	398	100.00%	398	100.00%
	Undervotes:	158		158	
	Overvotes:	0		0	
	Unresolved write-in votes:	16		16	

#### Council Residency District 1

Choice	Party	Absentee Voting		Total	
Adrian Kilpatrick		96	17.65%	96	17.65%
Kari McVeigh		285	52.39%	285	52.39%
Stephanie O'Day		163	29.96%	163	29.96%
	Cast Votes:	544	100.00%	544	100.00%
	Undervotes:	28		28	
	Overvotes:	0		0	
	Unresolved write-in votes:	0		0	

#### Council Residency District 2

Choice	Party	Absentee Voting		Total	
Rick Hughes		280	57.61%	280	57.61%
Justin Paulsen		183	37.65%	183	37.65%
Jonathan Jonnie Welch		23	4.73%	23	4.73%
	Cast Votes:	486	100.00%	486	100.00%
	Undervotes:	84		84	
	Overvotes:	0		0	
	Unresolved write-in votes:	2		2	

## Precinct Results Report

2024 Primary Election

Run Time 1:39 PM

Run Date 09/25/2024

## San Juan County

2024 Primary Election

8/6/2024

Page 49

## Official Results

Registered Voters

8308 of 14761 = 56.28%

Precincts Reporting

0 of 42 = 0.00%

### 12 San Juan SW

572 of 850 registered voters = 67.29%

#### Justice Position 2

Choice	Party	Absentee Voting		Total	
Todd A. Bloom		45	9.38%	45	9.38%
Sal Mungia		289	60.21%	289	60.21%
David R Shelvey		4	0.83%	4	0.83%
Dave Larson		142	29.58%	142	29.58%
Cast Votes:		480	100.00%	480	100.00%
Undervotes:		91		91	
Overvotes:		1		1	
Unresolved write-in votes:		0		0	

#### Proposition No. 1 - Levy Lid Lift

Choice	Party	Absentee Voting		Total	
Yes		328	58.78%	328	58.78%
No		230	41.22%	230	41.22%
Cast Votes:		558	100.00%	558	100.00%
Undervotes:		14		14	
Overvotes:		0		0	
Unresolved write-in votes:		0		0	

**Precinct Results Report**

2024 Primary Election

Run Time 1:39 PM

Run Date 09/25/2024

**San Juan County**

2024 Primary Election

8/6/2024

Page 50

**Official Results**

**Registered Voters**

8308 of 14761 = 56.28%

**Precincts Reporting**

0 of 42 = 0.00%

**12 San Juan SW - U18**

0 of 0 registered voters = 0.00%

**U.S. Senator**

Choice	Party	Absentee Voting		Total
Mel Ram		0	0.00%	0 0.00%
Dr Raul Garcia		0	0.00%	0 0.00%
David Tilton		0	0.00%	0 0.00%
Maria Cantwell		0	0.00%	0 0.00%
Chuck Jackson		0	0.00%	0 0.00%
Isaac A Holyk		0	0.00%	0 0.00%
Henry Clay Dennison		0	0.00%	0 0.00%
Scott Nazarino		0	0.00%	0 0.00%
Paul Lawrence Giesick		0	0.00%	0 0.00%
Thor Amundson		0	0.00%	0 0.00%
Goodspaceguy		0	0.00%	0 0.00%
Cast Votes:		0	0.00%	0 0.00%
Undervotes:		0		0
Overvotes:		0		0
Unresolved write-in votes:		0		0

**Congressional District No. 2 - U.S. Representative**

Choice	Party	Absentee Voting		Total
Edwin Stickle		0	0.00%	0 0.00%
Daniel Miller		0	0.00%	0 0.00%
Cody Hart		0	0.00%	0 0.00%
Leif Johnson		0	0.00%	0 0.00%
Rick Larsen		0	0.00%	0 0.00%
Devin Hermanson		0	0.00%	0 0.00%
Jason Call		0	0.00%	0 0.00%
Josh Binda		0	0.00%	0 0.00%
Cast Votes:		0	0.00%	0 0.00%
Undervotes:		0		0
Overvotes:		0		0
Unresolved write-in votes:		0		0

Precinct Results Report

2024 Primary Election

Run Time 1:39 PM

Run Date 09/25/2024

San Juan County

2024 Primary Election

8/6/2024

Page 51

Official Results

Registered Voters

8308 of 14761 = 56.28%

Precincts Reporting

0 of 42 = 0.00%

12 San Juan SW - U18

0 of 0 registered voters = 0.00%

Governor

Choice	Party	Absentee Voting		Total
Jim Daniel		0	0.00%	0 0.00%
Cassandra Magdalene Hanson		0	0.00%	0 0.00%
Jeff Curry		0	0.00%	0 0.00%
Alex Tsimerman		0	0.00%	0 0.00%
Mark Mullet		0	0.00%	0 0.00%
Martin Lee Wheeler		0	0.00%	0 0.00%
Jennifer Hoover		0	0.00%	0 0.00%
Andre Stackhouse		0	0.00%	0 0.00%
EL'ona Kearney		0	0.00%	0 0.00%
Ricky Anthony		0	0.00%	0 0.00%
Bob Ferguson		0	0.00%	0 0.00%
Chaytan Inman		0	0.00%	0 0.00%
Michael DePaula		0	0.00%	0 0.00%
Dave Reichert		0	0.00%	0 0.00%
Don L Rivers		0	0.00%	0 0.00%
Jim Clark		0	0.00%	0 0.00%
Fred Grant		0	0.00%	0 0.00%
Leon A Lawson		0	0.00%	0 0.00%
Edward Cale IV		0	0.00%	0 0.00%
Frank Dare		0	0.00%	0 0.00%
William Combs		0	0.00%	0 0.00%
Alan Makayev		0	0.00%	0 0.00%
Brian Bogen		0	0.00%	0 0.00%
A.L. Brown		0	0.00%	0 0.00%
Brad Mjelde		0	0.00%	0 0.00%
Bill Hirt		0	0.00%	0 0.00%
Rosetta Marshall-Williams		0	0.00%	0 0.00%
Semi Bird		0	0.00%	0 0.00%
Cast Votes:		0	0.00%	0 0.00%
Undervotes:		0		0
Overvotes:		0		0
Unresolved write-in votes:		0		0

**Precinct Results Report**

2024 Primary Election

Run Time 1:39 PM

Run Date 09/25/2024

**San Juan County**

2024 Primary Election

8/6/2024

Page 52

**Official Results**

**Registered Voters**

8308 of 14761 = 56.28%

**Precincts Reporting**

0 of 42 = 0.00%

**12 San Juan SW - U18**

0 of 0 registered voters = 0.00%

**Lt. Governor**

Choice	Party	Absentee Voting		Total
Patrick "Pat" Harman		0	0.00%	0 0.00%
David Griffin		0	0.00%	0 0.00%
Bob Hagglund		0	0.00%	0 0.00%
Dan Matthews		0	0.00%	0 0.00%
Denny Heck		0	0.00%	0 0.00%
	Cast Votes:	0	0.00%	0 0.00%
	Undervotes:	0		0
	Overvotes:	0		0
	Unresolved write-in votes:	0		0

**Secretary of State**

Choice	Party	Absentee Voting		Total
Marquez Tiggs		0	0.00%	0 0.00%
Dale Whitaker		0	0.00%	0 0.00%
Damon Townsend		0	0.00%	0 0.00%
Steve Hobbs		0	0.00%	0 0.00%
	Cast Votes:	0	0.00%	0 0.00%
	Undervotes:	0		0
	Overvotes:	0		0
	Unresolved write-in votes:	0		0

**State Treasurer**

Choice	Party	Absentee Voting		Total
Mike Pellicciotti		0	0.00%	0 0.00%
Sharon Hanek		0	0.00%	0 0.00%
	Cast Votes:	0	0.00%	0 0.00%
	Undervotes:	0		0
	Overvotes:	0		0
	Unresolved write-in votes:	0		0

## Precinct Results Report

2024 Primary Election

Run Time 1:39 PM

Run Date 09/25/2024

## San Juan County

2024 Primary Election

8/6/2024

Page 53

## Official Results

Registered Voters

8308 of 14761 = 56.28%

Precincts Reporting

0 of 42 = 0.00%

### 12 San Juan SW - U18

0 of 0 registered voters = 0.00%

#### State Auditor

Choice	Party	Absentee Voting		Total	
Matt Hawkins		0	0.00%	0	0.00%
Pat (Patrice) McCarthy		0	0.00%	0	0.00%
	Cast Votes:	0	0.00%	0	0.00%
	Undervotes:	0		0	
	Overvotes:	0		0	
	Unresolved write-in votes:	0		0	

#### Attorney General

Choice	Party	Absentee Voting		Total	
Pete Serrano		0	0.00%	0	0.00%
Nick Brown		0	0.00%	0	0.00%
Manka Dhingra		0	0.00%	0	0.00%
	Cast Votes:	0	0.00%	0	0.00%
	Undervotes:	0		0	
	Overvotes:	0		0	
	Unresolved write-in votes:	0		0	

#### Commissioner of Public Lands

Choice	Party	Absentee Voting		Total	
Allen Lebovitz		0	0.00%	0	0.00%
Jaime Herrera Beutler		0	0.00%	0	0.00%
Dave Upthegrove		0	0.00%	0	0.00%
Sue Kuehl Pederson		0	0.00%	0	0.00%
Patrick DePoe		0	0.00%	0	0.00%
Jeralee Anderson		0	0.00%	0	0.00%
Kevin Van De Wege		0	0.00%	0	0.00%
	Cast Votes:	0	0.00%	0	0.00%
	Undervotes:	0		0	
	Overvotes:	0		0	
	Unresolved write-in votes:	0		0	

# Precinct Results Report

2024 Primary Election

Run Time 1:39 PM

Run Date 09/25/2024

# San Juan County

2024 Primary Election

8/6/2024

Page 54

# Official Results

Registered Voters

8308 of 14761 = 56.28%

Precincts Reporting

0 of 42 = 0.00%

## 12 San Juan SW - U18

0 of 0 registered voters = 0.00%

### Superintendent of Public Instruction

Choice	Party	Absentee Voting		Total	
Reid Saaris		0	0.00%	0	0.00%
Chris Reykdal		0	0.00%	0	0.00%
John Patterson Blair		0	0.00%	0	0.00%
David Olson		0	0.00%	0	0.00%
Cast Votes:		0	0.00%	0	0.00%
Undervotes:		0		0	
Overvotes:		0		0	
Unresolved write-in votes:		0		0	

### Insurance Commissioner

Choice	Party	Absentee Voting		Total	
Patty Kuderer		0	0.00%	0	0.00%
Chris D. Chung		0	0.00%	0	0.00%
Jonathan Hendrix		0	0.00%	0	0.00%
Bill Boyd		0	0.00%	0	0.00%
John Pestinger		0	0.00%	0	0.00%
Tim Verzal		0	0.00%	0	0.00%
Phil Fortunato		0	0.00%	0	0.00%
Justin Murta		0	0.00%	0	0.00%
Cast Votes:		0	0.00%	0	0.00%
Undervotes:		0		0	
Overvotes:		0		0	
Unresolved write-in votes:		0		0	

### State Senator

Choice	Party	Absentee Voting		Total	
Elizabeth (Liz) Lovelett		0	0.00%	0	0.00%
Charles Carrell		0	0.00%	0	0.00%
Cast Votes:		0	0.00%	0	0.00%
Undervotes:		0		0	
Overvotes:		0		0	
Unresolved write-in votes:		0		0	

Precinct Results Report

San Juan County

Official Results

2024 Primary Election

2024 Primary Election

Registered Voters

8308 of 14761 = 56.28%

Run Time 1:39 PM

8/6/2024

Precincts Reporting

0 of 42 = 0.00%

Run Date 09/25/2024

Page 55

12 San Juan SW - U18

0 of 0 registered voters = 0.00%

State Representative Pos. 1

Choice	Party	Absentee Voting		Total	
Debra Lekanoff		0	0.00%	0	0.00%
	Cast Votes:	0	0.00%	0	0.00%
	Undervotes:	0		0	
	Overvotes:	0		0	
	Unresolved write-in votes:	0		0	

State Representative Pos. 2

Choice	Party	Absentee Voting		Total	
Alex Ramel		0	0.00%	0	0.00%
	Cast Votes:	0	0.00%	0	0.00%
	Undervotes:	0		0	
	Overvotes:	0		0	
	Unresolved write-in votes:	0		0	

Council Residency District 1

Choice	Party	Absentee Voting		Total	
Adrian Kilpatrick		0	0.00%	0	0.00%
Kari McVeigh		0	0.00%	0	0.00%
Stephanie O'Day		0	0.00%	0	0.00%
	Cast Votes:	0	0.00%	0	0.00%
	Undervotes:	0		0	
	Overvotes:	0		0	
	Unresolved write-in votes:	0		0	

Council Residency District 2

Choice	Party	Absentee Voting		Total	
Rick Hughes		0	0.00%	0	0.00%
Justin Paulsen		0	0.00%	0	0.00%
Jonathan Jonnie Welch		0	0.00%	0	0.00%
	Cast Votes:	0	0.00%	0	0.00%
	Undervotes:	0		0	
	Overvotes:	0		0	
	Unresolved write-in votes:	0		0	

**Precinct Results Report**

2024 Primary Election

Run Time 1:39 PM

Run Date 09/25/2024

**San Juan County**

2024 Primary Election

8/6/2024

Page 56

**Official Results**

**Registered Voters**

8308 of 14761 = 56.28%

**Precincts Reporting**

0 of 42 = 0.00%

**12 San Juan SW - U18**

0 of 0 registered voters = 0.00%

**Justice Position 2**

Choice	Party	Absentee Voting		Total	
Todd A. Bloom		0	0.00%	0	0.00%
Sal Mungia		0	0.00%	0	0.00%
David R Shelvey		0	0.00%	0	0.00%
Dave Larson		0	0.00%	0	0.00%
	Cast Votes:	0	0.00%	0	0.00%
	Undervotes:	0		0	
	Overvotes:	0		0	
	Unresolved write-in votes:	0		0	

## Precinct Results Report

2024 Primary Election

Run Time 1:39 PM

Run Date 09/25/2024

## San Juan County

2024 Primary Election

8/6/2024

Page 57

## Official Results

Registered Voters

8308 of 14761 = 56.28%

Precincts Reporting

0 of 42 = 0.00%

### 13 San Juan CTRL

630 of 1,028 registered voters = 61.28%

### U.S. Senator

Choice	Party	Absentee Voting		Total	
Mel Ram		15	2.54%	15	2.54%
Dr Raul Garcia		95	16.07%	95	16.07%
David Tilton		1	0.17%	1	0.17%
Maria Cantwell		414	70.05%	414	70.05%
Chuck Jackson		9	1.52%	9	1.52%
Isaac A Holyk		20	3.38%	20	3.38%
Henry Clay Dennison		5	0.85%	5	0.85%
Scott Nazarino		15	2.54%	15	2.54%
Paul Lawrence Giesick		5	0.85%	5	0.85%
Thor Amundson		7	1.18%	7	1.18%
Goodspaceguy		5	0.85%	5	0.85%
Cast Votes:		591	100.00%	591	100.00%
Undervotes:		37		37	
Overvotes:		0		0	
Unresolved write-in votes:		2		2	

### Congressional District No. 2 - U.S. Representative

Choice	Party	Absentee Voting		Total	
Edwin Stickle		14	2.38%	14	2.38%
Daniel Miller		22	3.74%	22	3.74%
Cody Hart		60	10.20%	60	10.20%
Leif Johnson		69	11.73%	69	11.73%
Rick Larsen		300	51.02%	300	51.02%
Devin Hermanson		31	5.27%	31	5.27%
Jason Call		68	11.56%	68	11.56%
Josh Binda		24	4.08%	24	4.08%
Cast Votes:		588	100.00%	588	100.00%
Undervotes:		42		42	
Overvotes:		0		0	
Unresolved write-in votes:		0		0	

# Precinct Results Report

2024 Primary Election

Run Time 1:39 PM

Run Date 09/25/2024

# San Juan County

2024 Primary Election

8/6/2024

Page 58

# Official Results

Registered Voters

8308 of 14761 = 56.28%

Precincts Reporting

0 of 42 = 0.00%

## 13 San Juan CTRL

630 of 1,028 registered voters = 61.28%

### Governor

Choice	Party	Absentee Voting		Total	Total
Jim Daniel		10	1.65%	10	1.65%
Cassandra Magdalene Hanson		6	0.99%	6	0.99%
Jeff Curry		2	0.33%	2	0.33%
Alex Tsimerman		0	0.00%	0	0.00%
Mark Mullet		22	3.64%	22	3.64%
Martin Lee Wheeler		1	0.17%	1	0.17%
Jennifer Hoover		2	0.33%	2	0.33%
Andre Stackhouse		9	1.49%	9	1.49%
EL'ona Kearney		5	0.83%	5	0.83%
Ricky Anthony		2	0.33%	2	0.33%
Bob Ferguson		360	59.50%	360	59.50%
Chaytan Inman		7	1.16%	7	1.16%
Michael DePaula		5	0.83%	5	0.83%
Dave Reichert		141	23.31%	141	23.31%
Don L Rivers		5	0.83%	5	0.83%
Jim Clark		0	0.00%	0	0.00%
Fred Grant		2	0.33%	2	0.33%
Leon A Lawson		11	1.82%	11	1.82%
Edward Cale IV		0	0.00%	0	0.00%
Frank Dare		2	0.33%	2	0.33%
William Combs		1	0.17%	1	0.17%
Alan Makayev		0	0.00%	0	0.00%
Brian Bogen		4	0.66%	4	0.66%
A.L. Brown		0	0.00%	0	0.00%
Brad Mjelde		0	0.00%	0	0.00%
Bill Hirt		1	0.17%	1	0.17%
Rosetta Marshall-Williams		0	0.00%	0	0.00%
Semi Bird		7	1.16%	7	1.16%
Cast Votes:		605	100.00%	605	100.00%
Undervotes:		24		24	
Overvotes:		0		0	
Unresolved write-in votes:		1		1	

## Precinct Results Report

2024 Primary Election

Run Time 1:39 PM

Run Date 09/25/2024

## San Juan County

2024 Primary Election

8/6/2024

Page 59

## Official Results

Registered Voters

8308 of 14761 = 56.28%

Precincts Reporting

0 of 42 = 0.00%

### 13 San Juan CTRL

630 of 1,028 registered voters = 61.28%

#### Lt. Governor

Choice	Party	Absentee Voting		Total	
Patrick "Pat" Harman		15	2.72%	15	2.72%
David Griffin		63	11.43%	63	11.43%
Bob Hagglund		75	13.61%	75	13.61%
Dan Matthews		68	12.34%	68	12.34%
Denny Heck		330	59.89%	330	59.89%
	Cast Votes:	551	100.00%	551	100.00%
	Undervotes:	79		79	
	Overvotes:	0		0	
	Unresolved write-in votes:	0		0	

#### Secretary of State

Choice	Party	Absentee Voting		Total	
Marquez Tiggs		54	9.54%	54	9.54%
Dale Whitaker		143	25.27%	143	25.27%
Damon Townsend		27	4.77%	27	4.77%
Steve Hobbs		342	60.42%	342	60.42%
	Cast Votes:	566	100.00%	566	100.00%
	Undervotes:	64		64	
	Overvotes:	0		0	
	Unresolved write-in votes:	0		0	

#### State Treasurer

Choice	Party	Absentee Voting		Total	
Mike Pellicciotti		402	71.15%	402	71.15%
Sharon Hanek		163	28.85%	163	28.85%
	Cast Votes:	565	100.00%	565	100.00%
	Undervotes:	65		65	
	Overvotes:	0		0	
	Unresolved write-in votes:	0		0	

## Precinct Results Report

2024 Primary Election

Run Time 1:39 PM

Run Date 09/25/2024

## San Juan County

2024 Primary Election

8/6/2024

Page 60

## Official Results

Registered Voters

8308 of 14761 = 56.28%

Precincts Reporting

0 of 42 = 0.00%

### 13 San Juan CTRL

630 of 1,028 registered voters = 61.28%

#### State Auditor

Choice	Party	Absentee Voting		Total	
Matt Hawkins		156	27.71%	156	27.71%
Pat (Patrice) McCarthy		407	72.29%	407	72.29%
	Cast Votes:	563	100.00%	563	100.00%
	Undervotes:	67		67	
	Overvotes:	0		0	
	Unresolved write-in votes:	0		0	

#### Attorney General

Choice	Party	Absentee Voting		Total	
Pete Serrano		157	27.69%	157	27.69%
Nick Brown		212	37.39%	212	37.39%
Manka Dhingra		198	34.92%	198	34.92%
	Cast Votes:	567	100.00%	567	100.00%
	Undervotes:	63		63	
	Overvotes:	0		0	
	Unresolved write-in votes:	0		0	

#### Commissioner of Public Lands

Choice	Party	Absentee Voting		Total	
Allen Lebovitz		95	17.09%	95	17.09%
Jaime Herrera Beutler		49	8.81%	49	8.81%
Dave Upthegrove		177	31.83%	177	31.83%
Sue Kuehl Pederson		109	19.60%	109	19.60%
Patrick DePoe		86	15.47%	86	15.47%
Jeralee Anderson		21	3.78%	21	3.78%
Kevin Van De Wege		19	3.42%	19	3.42%
	Cast Votes:	556	100.00%	556	100.00%
	Undervotes:	73		73	
	Overvotes:	0		0	
	Unresolved write-in votes:	1		1	

# Precinct Results Report

2024 Primary Election

Run Time 1:39 PM

Run Date 09/25/2024

# San Juan County

2024 Primary Election

8/6/2024

Page 61

# Official Results

Registered Voters

8308 of 14761 = 56.28%

Precincts Reporting

0 of 42 = 0.00%

## 13 San Juan CTRL

630 of 1,028 registered voters = 61.28%

### Superintendent of Public Instruction

Choice	Party	Absentee Voting		Total	
Reid Saaris		128	26.02%	128	26.02%
Chris Reykdal		217	44.11%	217	44.11%
John Patterson Blair		18	3.66%	18	3.66%
David Olson		129	26.22%	129	26.22%
Cast Votes:		492	100.00%	492	100.00%
Undervotes:		137		137	
Overvotes:		0		0	
Unresolved write-in votes:		1		1	

### Insurance Commissioner

Choice	Party	Absentee Voting		Total	
Patty Kuderer		325	61.32%	325	61.32%
Chris D. Chung		19	3.58%	19	3.58%
Jonathan Hendrix		14	2.64%	14	2.64%
Bill Boyd		9	1.70%	9	1.70%
John Pestinger		18	3.40%	18	3.40%
Tim Verzal		5	0.94%	5	0.94%
Phil Fortunato		115	21.70%	115	21.70%
Justin Murta		25	4.72%	25	4.72%
Cast Votes:		530	100.00%	530	100.00%
Undervotes:		100		100	
Overvotes:		0		0	
Unresolved write-in votes:		0		0	

### State Senator

Choice	Party	Absentee Voting		Total	
Elizabeth (Liz) Lovelett		423	73.44%	423	73.44%
Charles Carrell		153	26.56%	153	26.56%
Cast Votes:		576	100.00%	576	100.00%
Undervotes:		54		54	
Overvotes:		0		0	
Unresolved write-in votes:		0		0	

## Precinct Results Report

2024 Primary Election

Run Time 1:39 PM

Run Date 09/25/2024

## San Juan County

2024 Primary Election

8/6/2024

Page 62

## Official Results

Registered Voters

8308 of 14761 = 56.28%

Precincts Reporting

0 of 42 = 0.00%

### 13 San Juan CTRL

630 of 1,028 registered voters = 61.28%

#### State Representative Pos. 1

Choice	Party	Absentee Voting		Total	
Debra Lekanoff		410	100.00%	410	100.00%
	Cast Votes:	410	100.00%	410	100.00%
	Undervotes:	201		201	
	Overvotes:	0		0	
	Unresolved write-in votes:	19		19	

#### State Representative Pos. 2

Choice	Party	Absentee Voting		Total	
Alex Ramel		401	100.00%	401	100.00%
	Cast Votes:	401	100.00%	401	100.00%
	Undervotes:	211		211	
	Overvotes:	0		0	
	Unresolved write-in votes:	18		18	

#### Council Residency District 1

Choice	Party	Absentee Voting		Total	
Adrian Kilpatrick		109	18.14%	109	18.14%
Kari McVeigh		281	46.76%	281	46.76%
Stephanie O'Day		211	35.11%	211	35.11%
	Cast Votes:	601	100.00%	601	100.00%
	Undervotes:	29		29	
	Overvotes:	0		0	
	Unresolved write-in votes:	0		0	

#### Council Residency District 2

Choice	Party	Absentee Voting		Total	
Rick Hughes		290	53.31%	290	53.31%
Justin Paulsen		235	43.20%	235	43.20%
Jonathan Jonnie Welch		19	3.49%	19	3.49%
	Cast Votes:	544	100.00%	544	100.00%
	Undervotes:	84		84	
	Overvotes:	0		0	
	Unresolved write-in votes:	2		2	

**Precinct Results Report**

2024 Primary Election

Run Time 1:39 PM

Run Date 09/25/2024

**San Juan County**

2024 Primary Election

8/6/2024

Page 63

**Official Results**

**Registered Voters**

8308 of 14761 = 56.28%

**Precincts Reporting**

0 of 42 = 0.00%

**13 San Juan CTRL**

630 of 1,028 registered voters = 61.28%

**Justice Position 2**

Choice	Party	Absentee Voting		Total	
Todd A. Bloom		48	9.66%	48	9.66%
Sal Mungia		309	62.17%	309	62.17%
David R Shelvey		8	1.61%	8	1.61%
Dave Larson		132	26.56%	132	26.56%
Cast Votes:		497	100.00%	497	100.00%
Undervotes:		131		131	
Overvotes:		0		0	
Unresolved write-in votes:		2		2	

**Proposition No. 1 - Levy Lid Lift**

Choice	Party	Absentee Voting		Total	
Yes		343	55.77%	343	55.77%
No		272	44.23%	272	44.23%
Cast Votes:		615	100.00%	615	100.00%
Undervotes:		15		15	
Overvotes:		0		0	
Unresolved write-in votes:		0		0	

**Precinct Results Report**

2024 Primary Election

Run Time 1:39 PM

Run Date 09/25/2024

**San Juan County**

2024 Primary Election

8/6/2024

Page 64

**Official Results**

**Registered Voters**

8308 of 14761 = 56.28%

**Precincts Reporting**

0 of 42 = 0.00%

**13 San Juan CTRL - U18**

0 of 0 registered voters = 0.00%

**U.S. Senator**

Choice	Party	Absentee Voting		Total
Mel Ram		0	0.00%	0 0.00%
Dr Raul Garcia		0	0.00%	0 0.00%
David Tilton		0	0.00%	0 0.00%
Maria Cantwell		0	0.00%	0 0.00%
Chuck Jackson		0	0.00%	0 0.00%
Isaac A Holyk		0	0.00%	0 0.00%
Henry Clay Dennison		0	0.00%	0 0.00%
Scott Nazarino		0	0.00%	0 0.00%
Paul Lawrence Giesick		0	0.00%	0 0.00%
Thor Amundson		0	0.00%	0 0.00%
Goodspaceguy		0	0.00%	0 0.00%
Cast Votes:		0	0.00%	0 0.00%
Undervotes:		0		0
Overvotes:		0		0
Unresolved write-in votes:		0		0

**Congressional District No. 2 - U.S. Representative**

Choice	Party	Absentee Voting		Total
Edwin Stickle		0	0.00%	0 0.00%
Daniel Miller		0	0.00%	0 0.00%
Cody Hart		0	0.00%	0 0.00%
Leif Johnson		0	0.00%	0 0.00%
Rick Larsen		0	0.00%	0 0.00%
Devin Hermanson		0	0.00%	0 0.00%
Jason Call		0	0.00%	0 0.00%
Josh Binda		0	0.00%	0 0.00%
Cast Votes:		0	0.00%	0 0.00%
Undervotes:		0		0
Overvotes:		0		0
Unresolved write-in votes:		0		0

**Precinct Results Report**

2024 Primary Election

Run Time 1:39 PM

Run Date 09/25/2024

**San Juan County**

2024 Primary Election

8/6/2024

Page 65

**Official Results**

**Registered Voters**

8308 of 14761 = 56.28%

**Precincts Reporting**

0 of 42 = 0.00%

**13 San Juan CTRL - U18**

0 of 0 registered voters = 0.00%

**Governor**

Choice	Party	Absentee Voting		Total
Jim Daniel		0	0.00%	0 0.00%
Cassandra Magdalene Hanson		0	0.00%	0 0.00%
Jeff Curry		0	0.00%	0 0.00%
Alex Tsimerman		0	0.00%	0 0.00%
Mark Mullet		0	0.00%	0 0.00%
Martin Lee Wheeler		0	0.00%	0 0.00%
Jennifer Hoover		0	0.00%	0 0.00%
Andre Stackhouse		0	0.00%	0 0.00%
EL'ona Kearney		0	0.00%	0 0.00%
Ricky Anthony		0	0.00%	0 0.00%
Bob Ferguson		0	0.00%	0 0.00%
Chaytan Inman		0	0.00%	0 0.00%
Michael DePaula		0	0.00%	0 0.00%
Dave Reichert		0	0.00%	0 0.00%
Don L Rivers		0	0.00%	0 0.00%
Jim Clark		0	0.00%	0 0.00%
Fred Grant		0	0.00%	0 0.00%
Leon A Lawson		0	0.00%	0 0.00%
Edward Cale IV		0	0.00%	0 0.00%
Frank Dare		0	0.00%	0 0.00%
William Combs		0	0.00%	0 0.00%
Alan Makayev		0	0.00%	0 0.00%
Brian Bogen		0	0.00%	0 0.00%
A.L. Brown		0	0.00%	0 0.00%
Brad Mjelde		0	0.00%	0 0.00%
Bill Hirt		0	0.00%	0 0.00%
Rosetta Marshall-Williams		0	0.00%	0 0.00%
Semi Bird		0	0.00%	0 0.00%
Cast Votes:		0	0.00%	0 0.00%
Undervotes:		0		0
Overvotes:		0		0
Unresolved write-in votes:		0		0

**Precinct Results Report**

2024 Primary Election

Run Time 1:39 PM

Run Date 09/25/2024

**San Juan County**

2024 Primary Election

8/6/2024

Page 66

**Official Results**

**Registered Voters**

8308 of 14761 = 56.28%

**Precincts Reporting**

0 of 42 = 0.00%

**13 San Juan CTRL - U18**

0 of 0 registered voters = 0.00%

**Lt. Governor**

Choice	Party	Absentee Voting		Total
Patrick "Pat" Harman		0	0.00%	0 0.00%
David Griffin		0	0.00%	0 0.00%
Bob Hagglund		0	0.00%	0 0.00%
Dan Matthews		0	0.00%	0 0.00%
Denny Heck		0	0.00%	0 0.00%
	Cast Votes:	0	0.00%	0 0.00%
	Undervotes:	0		0
	Overvotes:	0		0
	Unresolved write-in votes:	0		0

**Secretary of State**

Choice	Party	Absentee Voting		Total
Marquez Tiggs		0	0.00%	0 0.00%
Dale Whitaker		0	0.00%	0 0.00%
Damon Townsend		0	0.00%	0 0.00%
Steve Hobbs		0	0.00%	0 0.00%
	Cast Votes:	0	0.00%	0 0.00%
	Undervotes:	0		0
	Overvotes:	0		0
	Unresolved write-in votes:	0		0

**State Treasurer**

Choice	Party	Absentee Voting		Total
Mike Pellicciotti		0	0.00%	0 0.00%
Sharon Hanek		0	0.00%	0 0.00%
	Cast Votes:	0	0.00%	0 0.00%
	Undervotes:	0		0
	Overvotes:	0		0
	Unresolved write-in votes:	0		0

## Precinct Results Report

2024 Primary Election

Run Time 1:39 PM

Run Date 09/25/2024

## San Juan County

2024 Primary Election

8/6/2024

Page 67

## Official Results

Registered Voters

8308 of 14761 = 56.28%

Precincts Reporting

0 of 42 = 0.00%

### 13 San Juan CTRL - U18

0 of 0 registered voters = 0.00%

#### State Auditor

Choice	Party	Absentee Voting		Total	
Matt Hawkins		0	0.00%	0	0.00%
Pat (Patrice) McCarthy		0	0.00%	0	0.00%
	Cast Votes:	0	0.00%	0	0.00%
	Undervotes:	0		0	
	Overvotes:	0		0	
	Unresolved write-in votes:	0		0	

#### Attorney General

Choice	Party	Absentee Voting		Total	
Pete Serrano		0	0.00%	0	0.00%
Nick Brown		0	0.00%	0	0.00%
Manka Dhingra		0	0.00%	0	0.00%
	Cast Votes:	0	0.00%	0	0.00%
	Undervotes:	0		0	
	Overvotes:	0		0	
	Unresolved write-in votes:	0		0	

#### Commissioner of Public Lands

Choice	Party	Absentee Voting		Total	
Allen Lebovitz		0	0.00%	0	0.00%
Jaime Herrera Beutler		0	0.00%	0	0.00%
Dave Upthegrove		0	0.00%	0	0.00%
Sue Kuehl Pederson		0	0.00%	0	0.00%
Patrick DePoe		0	0.00%	0	0.00%
Jeralee Anderson		0	0.00%	0	0.00%
Kevin Van De Wege		0	0.00%	0	0.00%
	Cast Votes:	0	0.00%	0	0.00%
	Undervotes:	0		0	
	Overvotes:	0		0	
	Unresolved write-in votes:	0		0	

# Precinct Results Report

2024 Primary Election

Run Time 1:39 PM

Run Date 09/25/2024

# San Juan County

2024 Primary Election

8/6/2024

Page 68

# Official Results

Registered Voters

8308 of 14761 = 56.28%

Precincts Reporting

0 of 42 = 0.00%

## 13 San Juan CTRL - U18

0 of 0 registered voters = 0.00%

### Superintendent of Public Instruction

Choice	Party	Absentee Voting		Total	
Reid Saaris		0	0.00%	0	0.00%
Chris Reykdal		0	0.00%	0	0.00%
John Patterson Blair		0	0.00%	0	0.00%
David Olson		0	0.00%	0	0.00%
Cast Votes:		0	0.00%	0	0.00%
Undervotes:		0		0	
Overvotes:		0		0	
Unresolved write-in votes:		0		0	

### Insurance Commissioner

Choice	Party	Absentee Voting		Total	
Patty Kuderer		0	0.00%	0	0.00%
Chris D. Chung		0	0.00%	0	0.00%
Jonathan Hendrix		0	0.00%	0	0.00%
Bill Boyd		0	0.00%	0	0.00%
John Pestinger		0	0.00%	0	0.00%
Tim Verzal		0	0.00%	0	0.00%
Phil Fortunato		0	0.00%	0	0.00%
Justin Murta		0	0.00%	0	0.00%
Cast Votes:		0	0.00%	0	0.00%
Undervotes:		0		0	
Overvotes:		0		0	
Unresolved write-in votes:		0		0	

### State Senator

Choice	Party	Absentee Voting		Total	
Elizabeth (Liz) Lovelett		0	0.00%	0	0.00%
Charles Carrell		0	0.00%	0	0.00%
Cast Votes:		0	0.00%	0	0.00%
Undervotes:		0		0	
Overvotes:		0		0	
Unresolved write-in votes:		0		0	

Precinct Results Report

San Juan County

Official Results

2024 Primary Election

2024 Primary Election

Registered Voters

8308 of 14761 = 56.28%

Run Time 1:39 PM

8/6/2024

Precincts Reporting

0 of 42 = 0.00%

Run Date 09/25/2024

Page 69

13 San Juan CTRL - U18

0 of 0 registered voters = 0.00%

State Representative Pos. 1

Choice	Party	Absentee Voting		Total	
Debra Lekanoff		0	0.00%	0	0.00%
	Cast Votes:	0	0.00%	0	0.00%
	Undervotes:	0		0	
	Overvotes:	0		0	
	Unresolved write-in votes:	0		0	

State Representative Pos. 2

Choice	Party	Absentee Voting		Total	
Alex Ramel		0	0.00%	0	0.00%
	Cast Votes:	0	0.00%	0	0.00%
	Undervotes:	0		0	
	Overvotes:	0		0	
	Unresolved write-in votes:	0		0	

Council Residency District 1

Choice	Party	Absentee Voting		Total	
Adrian Kilpatrick		0	0.00%	0	0.00%
Kari McVeigh		0	0.00%	0	0.00%
Stephanie O'Day		0	0.00%	0	0.00%
	Cast Votes:	0	0.00%	0	0.00%
	Undervotes:	0		0	
	Overvotes:	0		0	
	Unresolved write-in votes:	0		0	

Council Residency District 2

Choice	Party	Absentee Voting		Total	
Rick Hughes		0	0.00%	0	0.00%
Justin Paulsen		0	0.00%	0	0.00%
Jonathan Jonnie Welch		0	0.00%	0	0.00%
	Cast Votes:	0	0.00%	0	0.00%
	Undervotes:	0		0	
	Overvotes:	0		0	
	Unresolved write-in votes:	0		0	

**Precinct Results Report**

2024 Primary Election

Run Time 1:39 PM

Run Date 09/25/2024

**San Juan County**

2024 Primary Election

8/6/2024

Page 70

**Official Results**

**Registered Voters**

8308 of 14761 = 56.28%

**Precincts Reporting**

0 of 42 = 0.00%

**13 San Juan CTRL - U18**

0 of 0 registered voters = 0.00%

**Justice Position 2**

Choice	Party	Absentee Voting		Total	
Todd A. Bloom		0	0.00%	0	0.00%
Sal Mungia		0	0.00%	0	0.00%
David R Shelvey		0	0.00%	0	0.00%
Dave Larson		0	0.00%	0	0.00%
	Cast Votes:	0	0.00%	0	0.00%
	Undervotes:	0		0	
	Overvotes:	0		0	
	Unresolved write-in votes:	0		0	

## Precinct Results Report

2024 Primary Election

Run Time 1:39 PM

Run Date 09/25/2024

## San Juan County

2024 Primary Election

8/6/2024

Page 71

## Official Results

Registered Voters

8308 of 14761 = 56.28%

Precincts Reporting

0 of 42 = 0.00%

### 14 San Juan West

575 of 889 registered voters = 64.68%

#### U.S. Senator

Choice	Party	Absentee Voting		Total	
Mel Ram		10	1.83%	10	1.83%
Dr Raul Garcia		85	15.54%	85	15.54%
David Tilton		6	1.10%	6	1.10%
Maria Cantwell		402	73.49%	402	73.49%
Chuck Jackson		5	0.91%	5	0.91%
Isaac A Holyk		13	2.38%	13	2.38%
Henry Clay Dennison		0	0.00%	0	0.00%
Scott Nazarino		12	2.19%	12	2.19%
Paul Lawrence Giesick		5	0.91%	5	0.91%
Thor Amundson		5	0.91%	5	0.91%
Goodspaceguy		4	0.73%	4	0.73%
Cast Votes:		547	100.00%	547	100.00%
Undervotes:		26		26	
Overvotes:		1		1	
Unresolved write-in votes:		1		1	

#### Congressional District No. 2 - U.S. Representative

Choice	Party	Absentee Voting		Total	
Edwin Stickle		7	1.29%	7	1.29%
Daniel Miller		25	4.60%	25	4.60%
Cody Hart		45	8.27%	45	8.27%
Leif Johnson		55	10.11%	55	10.11%
Rick Larsen		334	61.40%	334	61.40%
Devin Hermanson		19	3.49%	19	3.49%
Jason Call		35	6.43%	35	6.43%
Josh Binda		24	4.41%	24	4.41%
Cast Votes:		544	100.00%	544	100.00%
Undervotes:		30		30	
Overvotes:		0		0	
Unresolved write-in votes:		1		1	

Precinct Results Report

2024 Primary Election

Run Time 1:39 PM

Run Date 09/25/2024

San Juan County

2024 Primary Election

8/6/2024

Page 72

Official Results

Registered Voters

8308 of 14761 = 56.28%

Precincts Reporting

0 of 42 = 0.00%

14 San Juan West

575 of 889 registered voters = 64.68%

Governor

Choice	Party	Absentee Voting		Total
Jim Daniel		5	0.91%	5 0.91%
Cassandra Magdalene Hanson		4	0.72%	4 0.72%
Jeff Curry		1	0.18%	1 0.18%
Alex Tsimerman		0	0.00%	0 0.00%
Mark Mullet		37	6.70%	37 6.70%
Martin Lee Wheeler		0	0.00%	0 0.00%
Jennifer Hoover		1	0.18%	1 0.18%
Andre Stackhouse		5	0.91%	5 0.91%
EL'ona Kearney		3	0.54%	3 0.54%
Ricky Anthony		0	0.00%	0 0.00%
Bob Ferguson		346	62.68%	346 62.68%
Chaytan Inman		2	0.36%	2 0.36%
Michael DePaula		1	0.18%	1 0.18%
Dave Reichert		122	22.10%	122 22.10%
Don L Rivers		3	0.54%	3 0.54%
Jim Clark		1	0.18%	1 0.18%
Fred Grant		2	0.36%	2 0.36%
Leon A Lawson		5	0.91%	5 0.91%
Edward Cale IV		0	0.00%	0 0.00%
Frank Dare		0	0.00%	0 0.00%
William Combs		3	0.54%	3 0.54%
Alan Makayev		0	0.00%	0 0.00%
Brian Bogen		2	0.36%	2 0.36%
A.L. Brown		0	0.00%	0 0.00%
Brad Mjelde		0	0.00%	0 0.00%
Bill Hirt		0	0.00%	0 0.00%
Rosetta Marshall-Williams		0	0.00%	0 0.00%
Semi Bird		9	1.63%	9 1.63%
Cast Votes:		552	100.00%	552 100.00%
Undervotes:		23		23
Overvotes:		0		0
Unresolved write-in votes:		0		0

# Precinct Results Report

2024 Primary Election

Run Time 1:39 PM

Run Date 09/25/2024

# San Juan County

2024 Primary Election

8/6/2024

Page 73

# Official Results

Registered Voters

8308 of 14761 = 56.28%

Precincts Reporting

0 of 42 = 0.00%

## 14 San Juan West

575 of 889 registered voters = 64.68%

### Lt. Governor

Choice	Party	Absentee Voting		Total	
Patrick "Pat" Harman		11	2.14%	11	2.14%
David Griffin		35	6.82%	35	6.82%
Bob Hagglund		58	11.31%	58	11.31%
Dan Matthews		61	11.89%	61	11.89%
Denny Heck		348	67.84%	348	67.84%
Cast Votes:		513	100.00%	513	100.00%
Undervotes:		62		62	
Overvotes:		0		0	
Unresolved write-in votes:		0		0	

### Secretary of State

Choice	Party	Absentee Voting		Total	
Marquez Tiggs		58	11.01%	58	11.01%
Dale Whitaker		123	23.34%	123	23.34%
Damon Townsend		15	2.85%	15	2.85%
Steve Hobbs		331	62.81%	331	62.81%
Cast Votes:		527	100.00%	527	100.00%
Undervotes:		48		48	
Overvotes:		0		0	
Unresolved write-in votes:		0		0	

### State Treasurer

Choice	Party	Absentee Voting		Total	
Mike Pellicciotti		395	74.53%	395	74.53%
Sharon Hanek		135	25.47%	135	25.47%
Cast Votes:		530	100.00%	530	100.00%
Undervotes:		45		45	
Overvotes:		0		0	
Unresolved write-in votes:		0		0	

## Precinct Results Report

2024 Primary Election

Run Time 1:39 PM

Run Date 09/25/2024

## San Juan County

2024 Primary Election

8/6/2024

Page 74

## Official Results

Registered Voters

8308 of 14761 = 56.28%

Precincts Reporting

0 of 42 = 0.00%

### 14 San Juan West

575 of 889 registered voters = 64.68%

#### State Auditor

Choice	Party	Absentee Voting		Total	
Matt Hawkins		137	25.85%	137	25.85%
Pat (Patrice) McCarthy		393	74.15%	393	74.15%
	Cast Votes:	530	100.00%	530	100.00%
	Undervotes:	45		45	
	Overvotes:	0		0	
	Unresolved write-in votes:	0		0	

#### Attorney General

Choice	Party	Absentee Voting		Total	
Pete Serrano		143	26.78%	143	26.78%
Nick Brown		217	40.64%	217	40.64%
Manka Dhingra		174	32.58%	174	32.58%
	Cast Votes:	534	100.00%	534	100.00%
	Undervotes:	41		41	
	Overvotes:	0		0	
	Unresolved write-in votes:	0		0	

#### Commissioner of Public Lands

Choice	Party	Absentee Voting		Total	
Allen Lebovitz		83	16.09%	83	16.09%
Jaime Herrera Beutler		44	8.53%	44	8.53%
Dave Upthegrove		148	28.68%	148	28.68%
Sue Kuehl Pederson		91	17.64%	91	17.64%
Patrick DePoe		84	16.28%	84	16.28%
Jeralee Anderson		30	5.81%	30	5.81%
Kevin Van De Wege		36	6.98%	36	6.98%
	Cast Votes:	516	100.00%	516	100.00%
	Undervotes:	59		59	
	Overvotes:	0		0	
	Unresolved write-in votes:	0		0	

## Precinct Results Report

2024 Primary Election

Run Time 1:39 PM

Run Date 09/25/2024

## San Juan County

2024 Primary Election

8/6/2024

Page 75

## Official Results

Registered Voters

8308 of 14761 = 56.28%

Precincts Reporting

0 of 42 = 0.00%

### 14 San Juan West

575 of 889 registered voters = 64.68%

#### Superintendent of Public Instruction

Choice	Party	Absentee Voting		Total	
Reid Saaris		177	37.50%	177	37.50%
Chris Reykdal		177	37.50%	177	37.50%
John Patterson Blair		11	2.33%	11	2.33%
David Olson		107	22.67%	107	22.67%
	Cast Votes:	472	100.00%	472	100.00%
	Undervotes:	103		103	
	Overvotes:	0		0	
	Unresolved write-in votes:	0		0	

#### Insurance Commissioner

Choice	Party	Absentee Voting		Total	
Patty Kuderer		327	65.01%	327	65.01%
Chris D. Chung		7	1.39%	7	1.39%
Jonathan Hendrix		15	2.98%	15	2.98%
Bill Boyd		8	1.59%	8	1.59%
John Pestinger		20	3.98%	20	3.98%
Tim Verzal		2	0.40%	2	0.40%
Phil Fortunato		111	22.07%	111	22.07%
Justin Murta		13	2.58%	13	2.58%
	Cast Votes:	503	100.00%	503	100.00%
	Undervotes:	71		71	
	Overvotes:	0		0	
	Unresolved write-in votes:	1		1	

#### State Senator

Choice	Party	Absentee Voting		Total	
Elizabeth (Liz) Lovelett		405	75.14%	405	75.14%
Charles Carrell		134	24.86%	134	24.86%
	Cast Votes:	539	100.00%	539	100.00%
	Undervotes:	36		36	
	Overvotes:	0		0	
	Unresolved write-in votes:	0		0	

## Precinct Results Report

2024 Primary Election

Run Time 1:39 PM

Run Date 09/25/2024

## San Juan County

2024 Primary Election

8/6/2024

Page 76

## Official Results

Registered Voters

8308 of 14761 = 56.28%

Precincts Reporting

0 of 42 = 0.00%

### 14 San Juan West

575 of 889 registered voters = 64.68%

#### State Representative Pos. 1

Choice	Party	Absentee Voting		Total	
Debra Lekanoff		407	100.00%	407	100.00%
	Cast Votes:	407	100.00%	407	100.00%
	Undervotes:	151		151	
	Overvotes:	0		0	
	Unresolved write-in votes:	17		17	

#### State Representative Pos. 2

Choice	Party	Absentee Voting		Total	
Alex Ramel		398	100.00%	398	100.00%
	Cast Votes:	398	100.00%	398	100.00%
	Undervotes:	164		164	
	Overvotes:	0		0	
	Unresolved write-in votes:	13		13	

#### Council Residency District 1

Choice	Party	Absentee Voting		Total	
Adrian Kilpatrick		94	17.00%	94	17.00%
Kari McVeigh		278	50.27%	278	50.27%
Stephanie O'Day		181	32.73%	181	32.73%
	Cast Votes:	553	100.00%	553	100.00%
	Undervotes:	21		21	
	Overvotes:	0		0	
	Unresolved write-in votes:	1		1	

#### Council Residency District 2

Choice	Party	Absentee Voting		Total	
Rick Hughes		266	54.73%	266	54.73%
Justin Paulsen		197	40.53%	197	40.53%
Jonathan Jonnie Welch		23	4.73%	23	4.73%
	Cast Votes:	486	100.00%	486	100.00%
	Undervotes:	88		88	
	Overvotes:	0		0	
	Unresolved write-in votes:	1		1	

# Precinct Results Report

2024 Primary Election

Run Time 1:39 PM

Run Date 09/25/2024

# San Juan County

2024 Primary Election

8/6/2024

Page 77

# Official Results

Registered Voters

8308 of 14761 = 56.28%

Precincts Reporting

0 of 42 = 0.00%

## 14 San Juan West

575 of 889 registered voters = 64.68%

### Justice Position 2

Choice	Party	Absentee Voting		Total	
Todd A. Bloom		39	8.16%	39	8.16%
Sal Mungia		282	59.00%	282	59.00%
David R Shelvey		12	2.51%	12	2.51%
Dave Larson		145	30.33%	145	30.33%
Cast Votes:		478	100.00%	478	100.00%
Undervotes:		96		96	
Overvotes:		0		0	
Unresolved write-in votes:		1		1	

### Proposition No. 1 - Levy Lid Lift

Choice	Party	Absentee Voting		Total	
Yes		314	56.58%	314	56.58%
No		241	43.42%	241	43.42%
Cast Votes:		555	100.00%	555	100.00%
Undervotes:		20		20	
Overvotes:		0		0	
Unresolved write-in votes:		0		0	

# Precinct Results Report

2024 Primary Election

Run Time 1:39 PM

Run Date 09/25/2024

# San Juan County

2024 Primary Election

8/6/2024

Page 78

# Official Results

Registered Voters

8308 of 14761 = 56.28%

Precincts Reporting

0 of 42 = 0.00%

## 14 San Juan West - U18

0 of 0 registered voters = 0.00%

### U.S. Senator

Choice	Party	Absentee Voting		Total
Mel Ram		0	0.00%	0 0.00%
Dr Raul Garcia		0	0.00%	0 0.00%
David Tilton		0	0.00%	0 0.00%
Maria Cantwell		0	0.00%	0 0.00%
Chuck Jackson		0	0.00%	0 0.00%
Isaac A Holyk		0	0.00%	0 0.00%
Henry Clay Dennison		0	0.00%	0 0.00%
Scott Nazarino		0	0.00%	0 0.00%
Paul Lawrence Giesick		0	0.00%	0 0.00%
Thor Amundson		0	0.00%	0 0.00%
Goodspaceguy		0	0.00%	0 0.00%
Cast Votes:		0	0.00%	0 0.00%
Undervotes:		0		0
Overvotes:		0		0
Unresolved write-in votes:		0		0

### Congressional District No. 2 - U.S. Representative

Choice	Party	Absentee Voting		Total
Edwin Stickle		0	0.00%	0 0.00%
Daniel Miller		0	0.00%	0 0.00%
Cody Hart		0	0.00%	0 0.00%
Leif Johnson		0	0.00%	0 0.00%
Rick Larsen		0	0.00%	0 0.00%
Devin Hermanson		0	0.00%	0 0.00%
Jason Call		0	0.00%	0 0.00%
Josh Binda		0	0.00%	0 0.00%
Cast Votes:		0	0.00%	0 0.00%
Undervotes:		0		0
Overvotes:		0		0
Unresolved write-in votes:		0		0

Precinct Results Report

2024 Primary Election

Run Time 1:39 PM

Run Date 09/25/2024

San Juan County

2024 Primary Election

8/6/2024

Page 79

Official Results

Registered Voters

8308 of 14761 = 56.28%

Precincts Reporting

0 of 42 = 0.00%

14 San Juan West - U18

0 of 0 registered voters = 0.00%

Governor

Choice	Party	Absentee Voting		Total
Jim Daniel		0	0.00%	0 0.00%
Cassandra Magdalene Hanson		0	0.00%	0 0.00%
Jeff Curry		0	0.00%	0 0.00%
Alex Tsimerman		0	0.00%	0 0.00%
Mark Mullet		0	0.00%	0 0.00%
Martin Lee Wheeler		0	0.00%	0 0.00%
Jennifer Hoover		0	0.00%	0 0.00%
Andre Stackhouse		0	0.00%	0 0.00%
EL'ona Kearney		0	0.00%	0 0.00%
Ricky Anthony		0	0.00%	0 0.00%
Bob Ferguson		0	0.00%	0 0.00%
Chaytan Inman		0	0.00%	0 0.00%
Michael DePaula		0	0.00%	0 0.00%
Dave Reichert		0	0.00%	0 0.00%
Don L Rivers		0	0.00%	0 0.00%
Jim Clark		0	0.00%	0 0.00%
Fred Grant		0	0.00%	0 0.00%
Leon A Lawson		0	0.00%	0 0.00%
Edward Cale IV		0	0.00%	0 0.00%
Frank Dare		0	0.00%	0 0.00%
William Combs		0	0.00%	0 0.00%
Alan Makayev		0	0.00%	0 0.00%
Brian Bogen		0	0.00%	0 0.00%
A.L. Brown		0	0.00%	0 0.00%
Brad Mjelde		0	0.00%	0 0.00%
Bill Hirt		0	0.00%	0 0.00%
Rosetta Marshall-Williams		0	0.00%	0 0.00%
Semi Bird		0	0.00%	0 0.00%
Cast Votes:		0	0.00%	0 0.00%
Undervotes:		0		0
Overvotes:		0		0
Unresolved write-in votes:		0		0

# Precinct Results Report

2024 Primary Election

Run Time 1:39 PM

Run Date 09/25/2024

# San Juan County

2024 Primary Election

8/6/2024

Page 80

# Official Results

Registered Voters

8308 of 14761 = 56.28%

Precincts Reporting

0 of 42 = 0.00%

## 14 San Juan West - U18

0 of 0 registered voters = 0.00%

### Lt. Governor

Choice	Party	Absentee Voting		Total
Patrick "Pat" Harman		0	0.00%	0 0.00%
David Griffin		0	0.00%	0 0.00%
Bob Hagglund		0	0.00%	0 0.00%
Dan Matthews		0	0.00%	0 0.00%
Denny Heck		0	0.00%	0 0.00%
	Cast Votes:	0	0.00%	0 0.00%
	Undervotes:	0		0
	Overvotes:	0		0
	Unresolved write-in votes:	0		0

### Secretary of State

Choice	Party	Absentee Voting		Total
Marquez Tiggs		0	0.00%	0 0.00%
Dale Whitaker		0	0.00%	0 0.00%
Damon Townsend		0	0.00%	0 0.00%
Steve Hobbs		0	0.00%	0 0.00%
	Cast Votes:	0	0.00%	0 0.00%
	Undervotes:	0		0
	Overvotes:	0		0
	Unresolved write-in votes:	0		0

### State Treasurer

Choice	Party	Absentee Voting		Total
Mike Pellicciotti		0	0.00%	0 0.00%
Sharon Hanek		0	0.00%	0 0.00%
	Cast Votes:	0	0.00%	0 0.00%
	Undervotes:	0		0
	Overvotes:	0		0
	Unresolved write-in votes:	0		0

# Precinct Results Report

2024 Primary Election

Run Time 1:39 PM

Run Date 09/25/2024

# San Juan County

2024 Primary Election

8/6/2024

Page 81

# Official Results

Registered Voters

8308 of 14761 = 56.28%

Precincts Reporting

0 of 42 = 0.00%

## 14 San Juan West - U18

0 of 0 registered voters = 0.00%

### State Auditor

Choice	Party	Absentee Voting		Total	
Matt Hawkins		0	0.00%	0	0.00%
Pat (Patrice) McCarthy		0	0.00%	0	0.00%
	Cast Votes:	0	0.00%	0	0.00%
	Undervotes:	0		0	
	Overvotes:	0		0	
	Unresolved write-in votes:	0		0	

### Attorney General

Choice	Party	Absentee Voting		Total	
Pete Serrano		0	0.00%	0	0.00%
Nick Brown		0	0.00%	0	0.00%
Manka Dhingra		0	0.00%	0	0.00%
	Cast Votes:	0	0.00%	0	0.00%
	Undervotes:	0		0	
	Overvotes:	0		0	
	Unresolved write-in votes:	0		0	

### Commissioner of Public Lands

Choice	Party	Absentee Voting		Total	
Allen Lebovitz		0	0.00%	0	0.00%
Jaime Herrera Beutler		0	0.00%	0	0.00%
Dave Upthegrove		0	0.00%	0	0.00%
Sue Kuehl Pederson		0	0.00%	0	0.00%
Patrick DePoe		0	0.00%	0	0.00%
Jeralee Anderson		0	0.00%	0	0.00%
Kevin Van De Wege		0	0.00%	0	0.00%
	Cast Votes:	0	0.00%	0	0.00%
	Undervotes:	0		0	
	Overvotes:	0		0	
	Unresolved write-in votes:	0		0	

Precinct Results Report

San Juan County

Official Results

2024 Primary Election

2024 Primary Election

Registered Voters

8308 of 14761 = 56.28%

Run Time 1:39 PM

8/6/2024

Precincts Reporting

0 of 42 = 0.00%

Run Date 09/25/2024

Page 82

14 San Juan West - U18

0 of 0 registered voters = 0.00%

Superintendent of Public Instruction

Choice	Party	Absentee Voting		Total	
Reid Saaris		0	0.00%	0	0.00%
Chris Reykdal		0	0.00%	0	0.00%
John Patterson Blair		0	0.00%	0	0.00%
David Olson		0	0.00%	0	0.00%
	Cast Votes:	0	0.00%	0	0.00%
	Undervotes:	0		0	
	Overvotes:	0		0	
	Unresolved write-in votes:	0		0	

Insurance Commissioner

Choice	Party	Absentee Voting		Total	
Patty Kuderer		0	0.00%	0	0.00%
Chris D. Chung		0	0.00%	0	0.00%
Jonathan Hendrix		0	0.00%	0	0.00%
Bill Boyd		0	0.00%	0	0.00%
John Pestinger		0	0.00%	0	0.00%
Tim Verzal		0	0.00%	0	0.00%
Phil Fortunato		0	0.00%	0	0.00%
Justin Murta		0	0.00%	0	0.00%
	Cast Votes:	0	0.00%	0	0.00%
	Undervotes:	0		0	
	Overvotes:	0		0	
	Unresolved write-in votes:	0		0	

State Senator

Choice	Party	Absentee Voting		Total	
Elizabeth (Liz) Lovelett		0	0.00%	0	0.00%
Charles Carrell		0	0.00%	0	0.00%
	Cast Votes:	0	0.00%	0	0.00%
	Undervotes:	0		0	
	Overvotes:	0		0	
	Unresolved write-in votes:	0		0	

**Precinct Results Report**

2024 Primary Election

Run Time 1:39 PM

Run Date 09/25/2024

**San Juan County**

2024 Primary Election

8/6/2024

Page 83

**Official Results**

**Registered Voters**

8308 of 14761 = 56.28%

**Precincts Reporting**

0 of 42 = 0.00%

**14 San Juan West - U18**

0 of 0 registered voters = 0.00%

**State Representative Pos. 1**

Choice	Party	Absentee Voting		Total	
Debra Lekanoff		0	0.00%	0	0.00%
	Cast Votes:	0	0.00%	0	0.00%
	Undervotes:	0		0	
	Overvotes:	0		0	
	Unresolved write-in votes:	0		0	

**State Representative Pos. 2**

Choice	Party	Absentee Voting		Total	
Alex Ramel		0	0.00%	0	0.00%
	Cast Votes:	0	0.00%	0	0.00%
	Undervotes:	0		0	
	Overvotes:	0		0	
	Unresolved write-in votes:	0		0	

**Council Residency District 1**

Choice	Party	Absentee Voting		Total	
Adrian Kilpatrick		0	0.00%	0	0.00%
Kari McVeigh		0	0.00%	0	0.00%
Stephanie O'Day		0	0.00%	0	0.00%
	Cast Votes:	0	0.00%	0	0.00%
	Undervotes:	0		0	
	Overvotes:	0		0	
	Unresolved write-in votes:	0		0	

**Council Residency District 2**

Choice	Party	Absentee Voting		Total	
Rick Hughes		0	0.00%	0	0.00%
Justin Paulsen		0	0.00%	0	0.00%
Jonathan Jonnie Welch		0	0.00%	0	0.00%
	Cast Votes:	0	0.00%	0	0.00%
	Undervotes:	0		0	
	Overvotes:	0		0	
	Unresolved write-in votes:	0		0	

**Precinct Results Report**

2024 Primary Election

Run Time 1:39 PM

Run Date 09/25/2024

**San Juan County**

2024 Primary Election

8/6/2024

Page 84

**Official Results**

**Registered Voters**

8308 of 14761 = 56.28%

**Precincts Reporting**

0 of 42 = 0.00%

**14 San Juan West - U18**

0 of 0 registered voters = 0.00%

**Justice Position 2**

Choice	Party	Absentee Voting		Total	
Todd A. Bloom		0	0.00%	0	0.00%
Sal Mungia		0	0.00%	0	0.00%
David R Shelvey		0	0.00%	0	0.00%
Dave Larson		0	0.00%	0	0.00%
	Cast Votes:	0	0.00%	0	0.00%
	Undervotes:	0		0	
	Overvotes:	0		0	
	Unresolved write-in votes:	0		0	

# Precinct Results Report

2024 Primary Election

Run Time 1:39 PM

Run Date 09/25/2024

# San Juan County

2024 Primary Election

8/6/2024

Page 85

# Official Results

Registered Voters

8308 of 14761 = 56.28%

Precincts Reporting

0 of 42 = 0.00%

## 15-A San Juan North

398 of 676 registered voters = 58.88%

### U.S. Senator

Choice	Party	Absentee Voting		Total	
Mel Ram		13	3.38%	13	3.38%
Dr Raul Garcia		81	21.04%	81	21.04%
David Tilton		0	0.00%	0	0.00%
Maria Cantwell		254	65.97%	254	65.97%
Chuck Jackson		7	1.82%	7	1.82%
Isaac A Holyk		8	2.08%	8	2.08%
Henry Clay Dennison		0	0.00%	0	0.00%
Scott Nazarino		16	4.16%	16	4.16%
Paul Lawrence Giesick		0	0.00%	0	0.00%
Thor Amundson		4	1.04%	4	1.04%
Goodspaceguy		2	0.52%	2	0.52%
Cast Votes:		385	100.00%	385	100.00%
Undervotes:		13		13	
Overvotes:		0		0	
Unresolved write-in votes:		0		0	

### Congressional District No. 2 - U.S. Representative

Choice	Party	Absentee Voting		Total	
Edwin Stickle		13	3.40%	13	3.40%
Daniel Miller		11	2.88%	11	2.88%
Cody Hart		55	14.40%	55	14.40%
Leif Johnson		61	15.97%	61	15.97%
Rick Larsen		202	52.88%	202	52.88%
Devin Hermanson		18	4.71%	18	4.71%
Jason Call		14	3.66%	14	3.66%
Josh Binda		8	2.09%	8	2.09%
Cast Votes:		382	100.00%	382	100.00%
Undervotes:		15		15	
Overvotes:		1		1	
Unresolved write-in votes:		0		0	

# Precinct Results Report

2024 Primary Election

Run Time 1:39 PM

Run Date 09/25/2024

# San Juan County

2024 Primary Election

8/6/2024

Page 86

# Official Results

Registered Voters

8308 of 14761 = 56.28%

Precincts Reporting

0 of 42 = 0.00%

## 15-A San Juan North

398 of 676 registered voters = 58.88%

### Governor

Choice	Party	Absentee Voting		Total	Total
Jim Daniel		3	0.78%	3	0.78%
Cassandra Magdalene Hanson		4	1.04%	4	1.04%
Jeff Curry		1	0.26%	1	0.26%
Alex Tsimerman		0	0.00%	0	0.00%
Mark Mullet		19	4.95%	19	4.95%
Martin Lee Wheeler		2	0.52%	2	0.52%
Jennifer Hoover		4	1.04%	4	1.04%
Andre Stackhouse		0	0.00%	0	0.00%
EL'ona Kearney		3	0.78%	3	0.78%
Ricky Anthony		1	0.26%	1	0.26%
Bob Ferguson		205	53.39%	205	53.39%
Chaytan Inman		1	0.26%	1	0.26%
Michael DePaula		2	0.52%	2	0.52%
Dave Reichert		109	28.39%	109	28.39%
Don L Rivers		1	0.26%	1	0.26%
Jim Clark		0	0.00%	0	0.00%
Fred Grant		3	0.78%	3	0.78%
Leon A Lawson		3	0.78%	3	0.78%
Edward Cale IV		0	0.00%	0	0.00%
Frank Dare		1	0.26%	1	0.26%
William Combs		0	0.00%	0	0.00%
Alan Makayev		1	0.26%	1	0.26%
Brian Bogen		5	1.30%	5	1.30%
A.L. Brown		0	0.00%	0	0.00%
Brad Mjelde		0	0.00%	0	0.00%
Bill Hirt		0	0.00%	0	0.00%
Rosetta Marshall-Williams		1	0.26%	1	0.26%
Semi Bird		15	3.91%	15	3.91%
Cast Votes:		384	100.00%	384	100.00%
Undervotes:		13		13	
Overvotes:		1		1	
Unresolved write-in votes:		0		0	

# Precinct Results Report

2024 Primary Election

Run Time 1:39 PM

Run Date 09/25/2024

# San Juan County

2024 Primary Election

8/6/2024

Page 87

# Official Results

Registered Voters

8308 of 14761 = 56.28%

Precincts Reporting

0 of 42 = 0.00%

## 15-A San Juan North

398 of 676 registered voters = 58.88%

### Lt. Governor

Choice	Party	Absentee Voting		Total	
Patrick "Pat" Harman		12	3.30%	12	3.30%
David Griffin		29	7.97%	29	7.97%
Bob Hagglund		70	19.23%	70	19.23%
Dan Matthews		52	14.29%	52	14.29%
Denny Heck		201	55.22%	201	55.22%
Cast Votes:		364	100.00%	364	100.00%
Undervotes:		34		34	
Overvotes:		0		0	
Unresolved write-in votes:		0		0	

### Secretary of State

Choice	Party	Absentee Voting		Total	
Marquez Tiggs		41	10.99%	41	10.99%
Dale Whitaker		106	28.42%	106	28.42%
Damon Townsend		17	4.56%	17	4.56%
Steve Hobbs		209	56.03%	209	56.03%
Cast Votes:		373	100.00%	373	100.00%
Undervotes:		24		24	
Overvotes:		0		0	
Unresolved write-in votes:		1		1	

### State Treasurer

Choice	Party	Absentee Voting		Total	
Mike Pellicciotti		251	67.47%	251	67.47%
Sharon Hanek		121	32.53%	121	32.53%
Cast Votes:		372	100.00%	372	100.00%
Undervotes:		26		26	
Overvotes:		0		0	
Unresolved write-in votes:		0		0	

## Precinct Results Report

2024 Primary Election

Run Time 1:39 PM

Run Date 09/25/2024

## San Juan County

2024 Primary Election

8/6/2024

Page 88

## Official Results

Registered Voters

8308 of 14761 = 56.28%

Precincts Reporting

0 of 42 = 0.00%

### 15-A San Juan North

398 of 676 registered voters = 58.88%

#### State Auditor

Choice	Party	Absentee Voting		Total	
Matt Hawkins		129	34.68%	129	34.68%
Pat (Patrice) McCarthy		243	65.32%	243	65.32%
	Cast Votes:	372	100.00%	372	100.00%
	Undervotes:	26		26	
	Overvotes:	0		0	
	Unresolved write-in votes:	0		0	

#### Attorney General

Choice	Party	Absentee Voting		Total	
Pete Serrano		132	35.39%	132	35.39%
Nick Brown		138	37.00%	138	37.00%
Manka Dhingra		103	27.61%	103	27.61%
	Cast Votes:	373	100.00%	373	100.00%
	Undervotes:	25		25	
	Overvotes:	0		0	
	Unresolved write-in votes:	0		0	

#### Commissioner of Public Lands

Choice	Party	Absentee Voting		Total	
Allen Lebovitz		66	17.84%	66	17.84%
Jaime Herrera Beutler		42	11.35%	42	11.35%
Dave Upthegrove		78	21.08%	78	21.08%
Sue Kuehl Pederson		85	22.97%	85	22.97%
Patrick DePoe		56	15.14%	56	15.14%
Jeralee Anderson		16	4.32%	16	4.32%
Kevin Van De Wege		27	7.30%	27	7.30%
	Cast Votes:	370	100.00%	370	100.00%
	Undervotes:	28		28	
	Overvotes:	0		0	
	Unresolved write-in votes:	0		0	

## Precinct Results Report

2024 Primary Election

Run Time 1:39 PM

Run Date 09/25/2024

## San Juan County

2024 Primary Election

8/6/2024

Page 89

## Official Results

Registered Voters

8308 of 14761 = 56.28%

Precincts Reporting

0 of 42 = 0.00%

### 15-A San Juan North

398 of 676 registered voters = 58.88%

#### Superintendent of Public Instruction

Choice	Party	Absentee Voting		Total	
Reid Saaris		108	31.40%	108	31.40%
Chris Reykdal		124	36.05%	124	36.05%
John Patterson Blair		11	3.20%	11	3.20%
David Olson		101	29.36%	101	29.36%
Cast Votes:		344	100.00%	344	100.00%
Undervotes:		54		54	
Overvotes:		0		0	
Unresolved write-in votes:		0		0	

#### Insurance Commissioner

Choice	Party	Absentee Voting		Total	
Patty Kuderer		196	55.68%	196	55.68%
Chris D. Chung		9	2.56%	9	2.56%
Jonathan Hendrix		10	2.84%	10	2.84%
Bill Boyd		4	1.14%	4	1.14%
John Pestinger		17	4.83%	17	4.83%
Tim Verzal		5	1.42%	5	1.42%
Phil Fortunato		83	23.58%	83	23.58%
Justin Murta		28	7.95%	28	7.95%
Cast Votes:		352	100.00%	352	100.00%
Undervotes:		46		46	
Overvotes:		0		0	
Unresolved write-in votes:		0		0	

#### State Senator

Choice	Party	Absentee Voting		Total	
Elizabeth (Liz) Lovelett		242	66.12%	242	66.12%
Charles Carrell		124	33.88%	124	33.88%
Cast Votes:		366	100.00%	366	100.00%
Undervotes:		32		32	
Overvotes:		0		0	
Unresolved write-in votes:		0		0	

# Precinct Results Report

2024 Primary Election

Run Time 1:39 PM

Run Date 09/25/2024

# San Juan County

2024 Primary Election

8/6/2024

Page 90

# Official Results

Registered Voters

8308 of 14761 = 56.28%

Precincts Reporting

0 of 42 = 0.00%

## 15-A San Juan North

398 of 676 registered voters = 58.88%

### State Representative Pos. 1

Choice	Party	Absentee Voting		Total	
Debra Lekanoff		258	100.00%	258	100.00%
	Cast Votes:	258	100.00%	258	100.00%
	Undervotes:	134		134	
	Overvotes:	0		0	
	Unresolved write-in votes:	6		6	

### State Representative Pos. 2

Choice	Party	Absentee Voting		Total	
Alex Ramel		251	100.00%	251	100.00%
	Cast Votes:	251	100.00%	251	100.00%
	Undervotes:	141		141	
	Overvotes:	0		0	
	Unresolved write-in votes:	6		6	

### Council Residency District 1

Choice	Party	Absentee Voting		Total	
Adrian Kilpatrick		53	14.06%	53	14.06%
Kari McVeigh		159	42.18%	159	42.18%
Stephanie O'Day		165	43.77%	165	43.77%
	Cast Votes:	377	100.00%	377	100.00%
	Undervotes:	21		21	
	Overvotes:	0		0	
	Unresolved write-in votes:	0		0	

### Council Residency District 2

Choice	Party	Absentee Voting		Total	
Rick Hughes		193	56.27%	193	56.27%
Justin Paulsen		139	40.52%	139	40.52%
Jonathan Jonnie Welch		11	3.21%	11	3.21%
	Cast Votes:	343	100.00%	343	100.00%
	Undervotes:	54		54	
	Overvotes:	0		0	
	Unresolved write-in votes:	1		1	

**Precinct Results Report**

2024 Primary Election

Run Time 1:39 PM

Run Date 09/25/2024

**San Juan County**

2024 Primary Election

8/6/2024

Page 91

**Official Results**

**Registered Voters**

8308 of 14761 = 56.28%

**Precincts Reporting**

0 of 42 = 0.00%

**15-A San Juan North**

398 of 676 registered voters = 58.88%

**Justice Position 2**

Choice	Party	Absentee Voting		Total	
Todd A. Bloom		42	12.46%	42	12.46%
Sal Mungia		166	49.26%	166	49.26%
David R Shelvey		5	1.48%	5	1.48%
Dave Larson		124	36.80%	124	36.80%
Cast Votes:		337	100.00%	337	100.00%
Undervotes:		61		61	
Overvotes:		0		0	
Unresolved write-in votes:		0		0	

**Proposition No. 1 - Levy Lid Lift**

Choice	Party	Absentee Voting		Total	
Yes		181	46.77%	181	46.77%
No		206	53.23%	206	53.23%
Cast Votes:		387	100.00%	387	100.00%
Undervotes:		11		11	
Overvotes:		0		0	
Unresolved write-in votes:		0		0	

**Precinct Results Report**

2024 Primary Election

Run Time 1:39 PM

Run Date 09/25/2024

**San Juan County**

2024 Primary Election

8/6/2024

Page 92

**Official Results**

**Registered Voters**

8308 of 14761 = 56.28%

**Precincts Reporting**

0 of 42 = 0.00%

**15-A San Juan North - U18**

0 of 0 registered voters = 0.00%

**U.S. Senator**

Choice	Party	Absentee Voting		Total
Mel Ram		0	0.00%	0 0.00%
Dr Raul Garcia		0	0.00%	0 0.00%
David Tilton		0	0.00%	0 0.00%
Maria Cantwell		0	0.00%	0 0.00%
Chuck Jackson		0	0.00%	0 0.00%
Isaac A Holyk		0	0.00%	0 0.00%
Henry Clay Dennison		0	0.00%	0 0.00%
Scott Nazarino		0	0.00%	0 0.00%
Paul Lawrence Giesick		0	0.00%	0 0.00%
Thor Amundson		0	0.00%	0 0.00%
Goodspaceguy		0	0.00%	0 0.00%
Cast Votes:		0	0.00%	0 0.00%
Undervotes:		0		0
Overvotes:		0		0
Unresolved write-in votes:		0		0

**Congressional District No. 2 - U.S. Representative**

Choice	Party	Absentee Voting		Total
Edwin Stickle		0	0.00%	0 0.00%
Daniel Miller		0	0.00%	0 0.00%
Cody Hart		0	0.00%	0 0.00%
Leif Johnson		0	0.00%	0 0.00%
Rick Larsen		0	0.00%	0 0.00%
Devin Hermanson		0	0.00%	0 0.00%
Jason Call		0	0.00%	0 0.00%
Josh Binda		0	0.00%	0 0.00%
Cast Votes:		0	0.00%	0 0.00%
Undervotes:		0		0
Overvotes:		0		0
Unresolved write-in votes:		0		0

Precinct Results Report

2024 Primary Election

Run Time 1:39 PM

Run Date 09/25/2024

San Juan County

2024 Primary Election

8/6/2024

Page 93

Official Results

Registered Voters

8308 of 14761 = 56.28%

Precincts Reporting

0 of 42 = 0.00%

15-A San Juan North - U18

0 of 0 registered voters = 0.00%

Governor

Choice	Party	Absentee Voting		Total
Jim Daniel		0	0.00%	0 0.00%
Cassandra Magdalene Hanson		0	0.00%	0 0.00%
Jeff Curry		0	0.00%	0 0.00%
Alex Tsimerman		0	0.00%	0 0.00%
Mark Mullet		0	0.00%	0 0.00%
Martin Lee Wheeler		0	0.00%	0 0.00%
Jennifer Hoover		0	0.00%	0 0.00%
Andre Stackhouse		0	0.00%	0 0.00%
EL'ona Kearney		0	0.00%	0 0.00%
Ricky Anthony		0	0.00%	0 0.00%
Bob Ferguson		0	0.00%	0 0.00%
Chaytan Inman		0	0.00%	0 0.00%
Michael DePaula		0	0.00%	0 0.00%
Dave Reichert		0	0.00%	0 0.00%
Don L Rivers		0	0.00%	0 0.00%
Jim Clark		0	0.00%	0 0.00%
Fred Grant		0	0.00%	0 0.00%
Leon A Lawson		0	0.00%	0 0.00%
Edward Cale IV		0	0.00%	0 0.00%
Frank Dare		0	0.00%	0 0.00%
William Combs		0	0.00%	0 0.00%
Alan Makayev		0	0.00%	0 0.00%
Brian Bogen		0	0.00%	0 0.00%
A.L. Brown		0	0.00%	0 0.00%
Brad Mjelde		0	0.00%	0 0.00%
Bill Hirt		0	0.00%	0 0.00%
Rosetta Marshall-Williams		0	0.00%	0 0.00%
Semi Bird		0	0.00%	0 0.00%
Cast Votes:		0	0.00%	0 0.00%
Undervotes:		0		0
Overvotes:		0		0
Unresolved write-in votes:		0		0

# Precinct Results Report

2024 Primary Election

Run Time 1:39 PM

Run Date 09/25/2024

# San Juan County

2024 Primary Election

8/6/2024

Page 94

# Official Results

Registered Voters

8308 of 14761 = 56.28%

Precincts Reporting

0 of 42 = 0.00%

## 15-A San Juan North - U18

0 of 0 registered voters = 0.00%

### Lt. Governor

Choice	Party	Absentee Voting		Total
Patrick "Pat" Harman		0	0.00%	0 0.00%
David Griffin		0	0.00%	0 0.00%
Bob Hagglund		0	0.00%	0 0.00%
Dan Matthews		0	0.00%	0 0.00%
Denny Heck		0	0.00%	0 0.00%
	Cast Votes:	0	0.00%	0 0.00%
	Undervotes:	0		0
	Overvotes:	0		0
	Unresolved write-in votes:	0		0

### Secretary of State

Choice	Party	Absentee Voting		Total
Marquez Tiggs		0	0.00%	0 0.00%
Dale Whitaker		0	0.00%	0 0.00%
Damon Townsend		0	0.00%	0 0.00%
Steve Hobbs		0	0.00%	0 0.00%
	Cast Votes:	0	0.00%	0 0.00%
	Undervotes:	0		0
	Overvotes:	0		0
	Unresolved write-in votes:	0		0

### State Treasurer

Choice	Party	Absentee Voting		Total
Mike Pellicciotti		0	0.00%	0 0.00%
Sharon Hanek		0	0.00%	0 0.00%
	Cast Votes:	0	0.00%	0 0.00%
	Undervotes:	0		0
	Overvotes:	0		0
	Unresolved write-in votes:	0		0

**Precinct Results Report**

2024 Primary Election

Run Time 1:39 PM

Run Date 09/25/2024

**San Juan County**

2024 Primary Election

8/6/2024

Page 95

**Official Results**

**Registered Voters**

8308 of 14761 = 56.28%

**Precincts Reporting**

0 of 42 = 0.00%

**15-A San Juan North - U18**

0 of 0 registered voters = 0.00%

**State Auditor**

Choice	Party	Absentee Voting		Total	
Matt Hawkins		0	0.00%	0	0.00%
Pat (Patrice) McCarthy		0	0.00%	0	0.00%
	Cast Votes:	0	0.00%	0	0.00%
	Undervotes:	0		0	
	Overvotes:	0		0	
	Unresolved write-in votes:	0		0	

**Attorney General**

Choice	Party	Absentee Voting		Total	
Pete Serrano		0	0.00%	0	0.00%
Nick Brown		0	0.00%	0	0.00%
Manka Dhingra		0	0.00%	0	0.00%
	Cast Votes:	0	0.00%	0	0.00%
	Undervotes:	0		0	
	Overvotes:	0		0	
	Unresolved write-in votes:	0		0	

**Commissioner of Public Lands**

Choice	Party	Absentee Voting		Total	
Allen Lebovitz		0	0.00%	0	0.00%
Jaime Herrera Beutler		0	0.00%	0	0.00%
Dave Upthegrove		0	0.00%	0	0.00%
Sue Kuehl Pederson		0	0.00%	0	0.00%
Patrick DePoe		0	0.00%	0	0.00%
Jeralee Anderson		0	0.00%	0	0.00%
Kevin Van De Wege		0	0.00%	0	0.00%
	Cast Votes:	0	0.00%	0	0.00%
	Undervotes:	0		0	
	Overvotes:	0		0	
	Unresolved write-in votes:	0		0	

Precinct Results Report

San Juan County

Official Results

2024 Primary Election

2024 Primary Election

Registered Voters

8308 of 14761 = 56.28%

Run Time 1:39 PM

8/6/2024

Precincts Reporting

0 of 42 = 0.00%

Run Date 09/25/2024

Page 96

15-A San Juan North - U18

0 of 0 registered voters = 0.00%

Superintendent of Public Instruction

Choice	Party	Absentee Voting		Total	
Reid Saaris		0	0.00%	0	0.00%
Chris Reykdal		0	0.00%	0	0.00%
John Patterson Blair		0	0.00%	0	0.00%
David Olson		0	0.00%	0	0.00%
	Cast Votes:	0	0.00%	0	0.00%
	Undervotes:	0		0	
	Overvotes:	0		0	
	Unresolved write-in votes:	0		0	

Insurance Commissioner

Choice	Party	Absentee Voting		Total	
Patty Kuderer		0	0.00%	0	0.00%
Chris D. Chung		0	0.00%	0	0.00%
Jonathan Hendrix		0	0.00%	0	0.00%
Bill Boyd		0	0.00%	0	0.00%
John Pestinger		0	0.00%	0	0.00%
Tim Verzal		0	0.00%	0	0.00%
Phil Fortunato		0	0.00%	0	0.00%
Justin Murta		0	0.00%	0	0.00%
	Cast Votes:	0	0.00%	0	0.00%
	Undervotes:	0		0	
	Overvotes:	0		0	
	Unresolved write-in votes:	0		0	

State Senator

Choice	Party	Absentee Voting		Total	
Elizabeth (Liz) Lovelett		0	0.00%	0	0.00%
Charles Carrell		0	0.00%	0	0.00%
	Cast Votes:	0	0.00%	0	0.00%
	Undervotes:	0		0	
	Overvotes:	0		0	
	Unresolved write-in votes:	0		0	

Precinct Results Report

San Juan County

Official Results

2024 Primary Election

2024 Primary Election

Registered Voters

8308 of 14761 = 56.28%

Run Time 1:39 PM

8/6/2024

Precincts Reporting

0 of 42 = 0.00%

Run Date 09/25/2024

Page 97

15-A San Juan North - U18

0 of 0 registered voters = 0.00%

State Representative Pos. 1

Choice	Party	Absentee Voting		Total	
Debra Lekanoff		0	0.00%	0	0.00%
	Cast Votes:	0	0.00%	0	0.00%
	Undervotes:	0		0	
	Overvotes:	0		0	
	Unresolved write-in votes:	0		0	

State Representative Pos. 2

Choice	Party	Absentee Voting		Total	
Alex Ramel		0	0.00%	0	0.00%
	Cast Votes:	0	0.00%	0	0.00%
	Undervotes:	0		0	
	Overvotes:	0		0	
	Unresolved write-in votes:	0		0	

Council Residency District 1

Choice	Party	Absentee Voting		Total	
Adrian Kilpatrick		0	0.00%	0	0.00%
Kari McVeigh		0	0.00%	0	0.00%
Stephanie O'Day		0	0.00%	0	0.00%
	Cast Votes:	0	0.00%	0	0.00%
	Undervotes:	0		0	
	Overvotes:	0		0	
	Unresolved write-in votes:	0		0	

Council Residency District 2

Choice	Party	Absentee Voting		Total	
Rick Hughes		0	0.00%	0	0.00%
Justin Paulsen		0	0.00%	0	0.00%
Jonathan Jonnie Welch		0	0.00%	0	0.00%
	Cast Votes:	0	0.00%	0	0.00%
	Undervotes:	0		0	
	Overvotes:	0		0	
	Unresolved write-in votes:	0		0	

**Precinct Results Report**

2024 Primary Election

Run Time 1:39 PM

Run Date 09/25/2024

**San Juan County**

2024 Primary Election

8/6/2024

Page 98

**Official Results**

**Registered Voters**

8308 of 14761 = 56.28%

**Precincts Reporting**

0 of 42 = 0.00%

**15-A San Juan North - U18**

0 of 0 registered voters = 0.00%

**Justice Position 2**

Choice	Party	Absentee Voting		Total	
Todd A. Bloom		0	0.00%	0	0.00%
Sal Mungia		0	0.00%	0	0.00%
David R Shelvey		0	0.00%	0	0.00%
Dave Larson		0	0.00%	0	0.00%
	Cast Votes:	0	0.00%	0	0.00%
	Undervotes:	0		0	
	Overvotes:	0		0	
	Unresolved write-in votes:	0		0	

**Precinct Results Report**

2024 Primary Election

Run Time 1:39 PM

Run Date 09/25/2024

**San Juan County**

2024 Primary Election

8/6/2024

Page 99

**Official Results**

**Registered Voters**

8308 of 14761 = 56.28%

**Precincts Reporting**

0 of 42 = 0.00%

**15-B San Juan North**

13 of 18 registered voters = 72.22%

**U.S. Senator**

Choice	Party	Absentee Voting		Total	
Mel Ram		1	7.69%	1	7.69%
Dr Raul Garcia		4	30.77%	4	30.77%
David Tilton		0	0.00%	0	0.00%
Maria Cantwell		6	46.15%	6	46.15%
Chuck Jackson		0	0.00%	0	0.00%
Isaac A Holyk		0	0.00%	0	0.00%
Henry Clay Dennison		0	0.00%	0	0.00%
Scott Nazarino		2	15.38%	2	15.38%
Paul Lawrence Giesick		0	0.00%	0	0.00%
Thor Amundson		0	0.00%	0	0.00%
Goodspaceguy		0	0.00%	0	0.00%
Cast Votes:		13	100.00%	13	100.00%
Undervotes:		0		0	
Overvotes:		0		0	
Unresolved write-in votes:		0		0	

**Congressional District No. 2 - U.S. Representative**

Choice	Party	Absentee Voting		Total	
Edwin Stickle		0	0.00%	0	0.00%
Daniel Miller		0	0.00%	0	0.00%
Cody Hart		6	46.15%	6	46.15%
Leif Johnson		1	7.69%	1	7.69%
Rick Larsen		5	38.46%	5	38.46%
Devin Hermanson		0	0.00%	0	0.00%
Jason Call		1	7.69%	1	7.69%
Josh Binda		0	0.00%	0	0.00%
Cast Votes:		13	100.00%	13	100.00%
Undervotes:		0		0	
Overvotes:		0		0	
Unresolved write-in votes:		0		0	

Precinct Results Report

2024 Primary Election

Run Time 1:39 PM

Run Date 09/25/2024

San Juan County

2024 Primary Election

8/6/2024

Page 100

Official Results

Registered Voters

8308 of 14761 = 56.28%

Precincts Reporting

0 of 42 = 0.00%

15-B San Juan North

13 of 18 registered voters = 72.22%

Governor

Choice	Party	Absentee Voting		Total	Total
Jim Daniel		0	0.00%	0	0.00%
Cassandra Magdalene Hanson		1	7.69%	1	7.69%
Jeff Curry		0	0.00%	0	0.00%
Alex Tsimerman		0	0.00%	0	0.00%
Mark Mullet		0	0.00%	0	0.00%
Martin Lee Wheeler		0	0.00%	0	0.00%
Jennifer Hoover		0	0.00%	0	0.00%
Andre Stackhouse		0	0.00%	0	0.00%
EL'ona Kearney		0	0.00%	0	0.00%
Ricky Anthony		0	0.00%	0	0.00%
Bob Ferguson		5	38.46%	5	38.46%
Chaytan Inman		0	0.00%	0	0.00%
Michael DePaula		0	0.00%	0	0.00%
Dave Reichert		5	38.46%	5	38.46%
Don L Rivers		0	0.00%	0	0.00%
Jim Clark		0	0.00%	0	0.00%
Fred Grant		0	0.00%	0	0.00%
Leon A Lawson		2	15.38%	2	15.38%
Edward Cale IV		0	0.00%	0	0.00%
Frank Dare		0	0.00%	0	0.00%
William Combs		0	0.00%	0	0.00%
Alan Makayev		0	0.00%	0	0.00%
Brian Bogen		0	0.00%	0	0.00%
A.L. Brown		0	0.00%	0	0.00%
Brad Mjelde		0	0.00%	0	0.00%
Bill Hirt		0	0.00%	0	0.00%
Rosetta Marshall-Williams		0	0.00%	0	0.00%
Semi Bird		0	0.00%	0	0.00%
Cast Votes:		13	100.00%	13	100.00%
Undervotes:		0		0	
Overvotes:		0		0	
Unresolved write-in votes:		0		0	

# Precinct Results Report

2024 Primary Election

Run Time 1:39 PM

Run Date 09/25/2024

# San Juan County

2024 Primary Election

8/6/2024

Page 101

# Official Results

Registered Voters

8308 of 14761 = 56.28%

Precincts Reporting

0 of 42 = 0.00%

## 15-B San Juan North

13 of 18 registered voters = 72.22%

### Lt. Governor

Choice	Party	Absentee Voting		Total	
Patrick "Pat" Harman		0	0.00%	0	0.00%
David Griffin		3	23.08%	3	23.08%
Bob Hagglund		2	15.38%	2	15.38%
Dan Matthews		5	38.46%	5	38.46%
Denny Heck		3	23.08%	3	23.08%
Cast Votes:		13	100.00%	13	100.00%
Undervotes:		0		0	
Overvotes:		0		0	
Unresolved write-in votes:		0		0	

### Secretary of State

Choice	Party	Absentee Voting		Total	
Marquez Tiggs		1	7.69%	1	7.69%
Dale Whitaker		7	53.85%	7	53.85%
Damon Townsend		0	0.00%	0	0.00%
Steve Hobbs		5	38.46%	5	38.46%
Cast Votes:		13	100.00%	13	100.00%
Undervotes:		0		0	
Overvotes:		0		0	
Unresolved write-in votes:		0		0	

### State Treasurer

Choice	Party	Absentee Voting		Total	
Mike Pellicciotti		6	46.15%	6	46.15%
Sharon Hanek		7	53.85%	7	53.85%
Cast Votes:		13	100.00%	13	100.00%
Undervotes:		0		0	
Overvotes:		0		0	
Unresolved write-in votes:		0		0	

Precinct Results Report

2024 Primary Election

Run Time 1:39 PM

Run Date 09/25/2024

San Juan County

2024 Primary Election

8/6/2024

Page 102

Official Results

Registered Voters

8308 of 14761 = 56.28%

Precincts Reporting

0 of 42 = 0.00%

15-B San Juan North

13 of 18 registered voters = 72.22%

State Auditor

Choice	Party	Absentee Voting		Total	
Matt Hawkins		7	53.85%	7	53.85%
Pat (Patrice) McCarthy		6	46.15%	6	46.15%
	Cast Votes:	13	100.00%	13	100.00%
	Undervotes:	0		0	
	Overvotes:	0		0	
	Unresolved write-in votes:	0		0	

Attorney General

Choice	Party	Absentee Voting		Total	
Pete Serrano		7	53.85%	7	53.85%
Nick Brown		5	38.46%	5	38.46%
Manka Dhingra		1	7.69%	1	7.69%
	Cast Votes:	13	100.00%	13	100.00%
	Undervotes:	0		0	
	Overvotes:	0		0	
	Unresolved write-in votes:	0		0	

Commissioner of Public Lands

Choice	Party	Absentee Voting		Total	
Allen Lebovitz		2	15.38%	2	15.38%
Jaime Herrera Beutler		3	23.08%	3	23.08%
Dave Upthegrove		2	15.38%	2	15.38%
Sue Kuehl Pederson		4	30.77%	4	30.77%
Patrick DePoe		1	7.69%	1	7.69%
Jeralee Anderson		1	7.69%	1	7.69%
Kevin Van De Wege		0	0.00%	0	0.00%
	Cast Votes:	13	100.00%	13	100.00%
	Undervotes:	0		0	
	Overvotes:	0		0	
	Unresolved write-in votes:	0		0	

# Precinct Results Report

2024 Primary Election

Run Time 1:39 PM

Run Date 09/25/2024

# San Juan County

2024 Primary Election

8/6/2024

Page 103

# Official Results

Registered Voters

8308 of 14761 = 56.28%

Precincts Reporting

0 of 42 = 0.00%

## 15-B San Juan North

13 of 18 registered voters = 72.22%

### Superintendent of Public Instruction

Choice	Party	Absentee Voting		Total	
Reid Saaris		5	41.67%	5	41.67%
Chris Reykdal		2	16.67%	2	16.67%
John Patterson Blair		0	0.00%	0	0.00%
David Olson		5	41.67%	5	41.67%
Cast Votes:		12	100.00%	12	100.00%
Undervotes:		1		1	
Overvotes:		0		0	
Unresolved write-in votes:		0		0	

### Insurance Commissioner

Choice	Party	Absentee Voting		Total	
Patty Kuderer		5	38.46%	5	38.46%
Chris D. Chung		0	0.00%	0	0.00%
Jonathan Hendrix		0	0.00%	0	0.00%
Bill Boyd		0	0.00%	0	0.00%
John Pestinger		1	7.69%	1	7.69%
Tim Verzal		0	0.00%	0	0.00%
Phil Fortunato		5	38.46%	5	38.46%
Justin Murta		2	15.38%	2	15.38%
Cast Votes:		13	100.00%	13	100.00%
Undervotes:		0		0	
Overvotes:		0		0	
Unresolved write-in votes:		0		0	

### State Senator

Choice	Party	Absentee Voting		Total	
Elizabeth (Liz) Lovelett		6	46.15%	6	46.15%
Charles Carrell		7	53.85%	7	53.85%
Cast Votes:		13	100.00%	13	100.00%
Undervotes:		0		0	
Overvotes:		0		0	
Unresolved write-in votes:		0		0	

Precinct Results Report

2024 Primary Election

Run Time 1:39 PM

Run Date 09/25/2024

San Juan County

2024 Primary Election

8/6/2024

Page 104

Official Results

Registered Voters

8308 of 14761 = 56.28%

Precincts Reporting

0 of 42 = 0.00%

15-B San Juan North

13 of 18 registered voters = 72.22%

State Representative Pos. 1

Choice	Party	Absentee Voting	Total
Debra Lekanoff		6 100.00%	6 100.00%
	Cast Votes:	6 100.00%	6 100.00%
	Undervotes:	4	4
	Overvotes:	0	0
	Unresolved write-in votes:	3	3

State Representative Pos. 2

Choice	Party	Absentee Voting	Total
Alex Ramel		7 100.00%	7 100.00%
	Cast Votes:	7 100.00%	7 100.00%
	Undervotes:	4	4
	Overvotes:	0	0
	Unresolved write-in votes:	2	2

Council Residency District 1

Choice	Party	Absentee Voting	Total
Adrian Kilpatrick		0 0.00%	0 0.00%
Kari McVeigh		8 61.54%	8 61.54%
Stephanie O'Day		5 38.46%	5 38.46%
	Cast Votes:	13 100.00%	13 100.00%
	Undervotes:	0	0
	Overvotes:	0	0
	Unresolved write-in votes:	0	0

Council Residency District 2

Choice	Party	Absentee Voting	Total
Rick Hughes		3 27.27%	3 27.27%
Justin Paulsen		8 72.73%	8 72.73%
Jonathan Jonnie Welch		0 0.00%	0 0.00%
	Cast Votes:	11 100.00%	11 100.00%
	Undervotes:	2	2
	Overvotes:	0	0
	Unresolved write-in votes:	0	0

**Precinct Results Report**

2024 Primary Election

Run Time 1:39 PM

Run Date 09/25/2024

**San Juan County**

2024 Primary Election

8/6/2024

Page 105

**Official Results**

**Registered Voters**

8308 of 14761 = 56.28%

**Precincts Reporting**

0 of 42 = 0.00%

**15-B San Juan North**

13 of 18 registered voters = 72.22%

**Justice Position 2**

Choice	Party	Absentee Voting		Total	
Todd A. Bloom		4	36.36%	4	36.36%
Sal Mungia		5	45.45%	5	45.45%
David R Shelvey		0	0.00%	0	0.00%
Dave Larson		2	18.18%	2	18.18%
Cast Votes:		11	100.00%	11	100.00%
Undervotes:		2		2	
Overvotes:		0		0	
Unresolved write-in votes:		0		0	

**Proposition No. 1 - Levy Lid Lift**

Choice	Party	Absentee Voting		Total	
Yes		3	25.00%	3	25.00%
No		9	75.00%	9	75.00%
Cast Votes:		12	100.00%	12	100.00%
Undervotes:		1		1	
Overvotes:		0		0	
Unresolved write-in votes:		0		0	

# Precinct Results Report

2024 Primary Election

Run Time 1:39 PM

Run Date 09/25/2024

# San Juan County

2024 Primary Election

8/6/2024

Page 106

# Official Results

Registered Voters

8308 of 14761 = 56.28%

Precincts Reporting

0 of 42 = 0.00%

## 15-B San Juan North - U18

0 of 0 registered voters = 0.00%

### U.S. Senator

Choice	Party	Absentee Voting		Total
Mel Ram		0	0.00%	0 0.00%
Dr Raul Garcia		0	0.00%	0 0.00%
David Tilton		0	0.00%	0 0.00%
Maria Cantwell		0	0.00%	0 0.00%
Chuck Jackson		0	0.00%	0 0.00%
Isaac A Holyk		0	0.00%	0 0.00%
Henry Clay Dennison		0	0.00%	0 0.00%
Scott Nazarino		0	0.00%	0 0.00%
Paul Lawrence Giesick		0	0.00%	0 0.00%
Thor Amundson		0	0.00%	0 0.00%
Goodspaceguy		0	0.00%	0 0.00%
Cast Votes:		0	0.00%	0 0.00%
Undervotes:		0		0
Overvotes:		0		0
Unresolved write-in votes:		0		0

### Congressional District No. 2 - U.S. Representative

Choice	Party	Absentee Voting		Total
Edwin Stickle		0	0.00%	0 0.00%
Daniel Miller		0	0.00%	0 0.00%
Cody Hart		0	0.00%	0 0.00%
Leif Johnson		0	0.00%	0 0.00%
Rick Larsen		0	0.00%	0 0.00%
Devin Hermanson		0	0.00%	0 0.00%
Jason Call		0	0.00%	0 0.00%
Josh Binda		0	0.00%	0 0.00%
Cast Votes:		0	0.00%	0 0.00%
Undervotes:		0		0
Overvotes:		0		0
Unresolved write-in votes:		0		0

# Precinct Results Report

2024 Primary Election

Run Time 1:39 PM

Run Date 09/25/2024

# San Juan County

2024 Primary Election

8/6/2024

Page 107

# Official Results

Registered Voters

8308 of 14761 = 56.28%

Precincts Reporting

0 of 42 = 0.00%

## 15-B San Juan North - U18

0 of 0 registered voters = 0.00%

### Governor

Choice	Party	Absentee Voting		Total
Jim Daniel		0	0.00%	0 0.00%
Cassandra Magdalene Hanson		0	0.00%	0 0.00%
Jeff Curry		0	0.00%	0 0.00%
Alex Tsimerman		0	0.00%	0 0.00%
Mark Mullet		0	0.00%	0 0.00%
Martin Lee Wheeler		0	0.00%	0 0.00%
Jennifer Hoover		0	0.00%	0 0.00%
Andre Stackhouse		0	0.00%	0 0.00%
EL'ona Kearney		0	0.00%	0 0.00%
Ricky Anthony		0	0.00%	0 0.00%
Bob Ferguson		0	0.00%	0 0.00%
Chaytan Inman		0	0.00%	0 0.00%
Michael DePaula		0	0.00%	0 0.00%
Dave Reichert		0	0.00%	0 0.00%
Don L Rivers		0	0.00%	0 0.00%
Jim Clark		0	0.00%	0 0.00%
Fred Grant		0	0.00%	0 0.00%
Leon A Lawson		0	0.00%	0 0.00%
Edward Cale IV		0	0.00%	0 0.00%
Frank Dare		0	0.00%	0 0.00%
William Combs		0	0.00%	0 0.00%
Alan Makayev		0	0.00%	0 0.00%
Brian Bogen		0	0.00%	0 0.00%
A.L. Brown		0	0.00%	0 0.00%
Brad Mjelde		0	0.00%	0 0.00%
Bill Hirt		0	0.00%	0 0.00%
Rosetta Marshall-Williams		0	0.00%	0 0.00%
Semi Bird		0	0.00%	0 0.00%
Cast Votes:		0	0.00%	0 0.00%
Undervotes:		0		0
Overvotes:		0		0
Unresolved write-in votes:		0		0

# Precinct Results Report

2024 Primary Election

Run Time 1:39 PM

Run Date 09/25/2024

# San Juan County

2024 Primary Election

8/6/2024

Page 108

# Official Results

Registered Voters

8308 of 14761 = 56.28%

Precincts Reporting

0 of 42 = 0.00%

## 15-B San Juan North - U18

0 of 0 registered voters = 0.00%

### Lt. Governor

Choice	Party	Absentee Voting		Total	
Patrick "Pat" Harman		0	0.00%	0	0.00%
David Griffin		0	0.00%	0	0.00%
Bob Hagglund		0	0.00%	0	0.00%
Dan Matthews		0	0.00%	0	0.00%
Denny Heck		0	0.00%	0	0.00%
	Cast Votes:	0	0.00%	0	0.00%
	Undervotes:	0		0	
	Overvotes:	0		0	
	Unresolved write-in votes:	0		0	

### Secretary of State

Choice	Party	Absentee Voting		Total	
Marquez Tiggs		0	0.00%	0	0.00%
Dale Whitaker		0	0.00%	0	0.00%
Damon Townsend		0	0.00%	0	0.00%
Steve Hobbs		0	0.00%	0	0.00%
	Cast Votes:	0	0.00%	0	0.00%
	Undervotes:	0		0	
	Overvotes:	0		0	
	Unresolved write-in votes:	0		0	

### State Treasurer

Choice	Party	Absentee Voting		Total	
Mike Pellicciotti		0	0.00%	0	0.00%
Sharon Hanek		0	0.00%	0	0.00%
	Cast Votes:	0	0.00%	0	0.00%
	Undervotes:	0		0	
	Overvotes:	0		0	
	Unresolved write-in votes:	0		0	

**Precinct Results Report**

2024 Primary Election

Run Time 1:39 PM

Run Date 09/25/2024

**San Juan County**

2024 Primary Election

8/6/2024

Page 109

**Official Results**

**Registered Voters**

8308 of 14761 = 56.28%

**Precincts Reporting**

0 of 42 = 0.00%

**15-B San Juan North - U18**

0 of 0 registered voters = 0.00%

**State Auditor**

Choice	Party	Absentee Voting		Total	
Matt Hawkins		0	0.00%	0	0.00%
Pat (Patrice) McCarthy		0	0.00%	0	0.00%
	Cast Votes:	0	0.00%	0	0.00%
	Undervotes:	0		0	
	Overvotes:	0		0	
	Unresolved write-in votes:	0		0	

**Attorney General**

Choice	Party	Absentee Voting		Total	
Pete Serrano		0	0.00%	0	0.00%
Nick Brown		0	0.00%	0	0.00%
Manka Dhingra		0	0.00%	0	0.00%
	Cast Votes:	0	0.00%	0	0.00%
	Undervotes:	0		0	
	Overvotes:	0		0	
	Unresolved write-in votes:	0		0	

**Commissioner of Public Lands**

Choice	Party	Absentee Voting		Total	
Allen Lebovitz		0	0.00%	0	0.00%
Jaime Herrera Beutler		0	0.00%	0	0.00%
Dave Upthegrove		0	0.00%	0	0.00%
Sue Kuehl Pederson		0	0.00%	0	0.00%
Patrick DePoe		0	0.00%	0	0.00%
Jeralee Anderson		0	0.00%	0	0.00%
Kevin Van De Wege		0	0.00%	0	0.00%
	Cast Votes:	0	0.00%	0	0.00%
	Undervotes:	0		0	
	Overvotes:	0		0	
	Unresolved write-in votes:	0		0	

# Precinct Results Report

2024 Primary Election

Run Time 1:39 PM

Run Date 09/25/2024

# San Juan County

2024 Primary Election

8/6/2024

Page 110

# Official Results

Registered Voters

8308 of 14761 = 56.28%

Precincts Reporting

0 of 42 = 0.00%

## 15-B San Juan North - U18

0 of 0 registered voters = 0.00%

### Superintendent of Public Instruction

Choice	Party	Absentee Voting		Total	
Reid Saaris		0	0.00%	0	0.00%
Chris Reykdal		0	0.00%	0	0.00%
John Patterson Blair		0	0.00%	0	0.00%
David Olson		0	0.00%	0	0.00%
	Cast Votes:	0	0.00%	0	0.00%
	Undervotes:	0		0	
	Overvotes:	0		0	
	Unresolved write-in votes:	0		0	

### Insurance Commissioner

Choice	Party	Absentee Voting		Total	
Patty Kuderer		0	0.00%	0	0.00%
Chris D. Chung		0	0.00%	0	0.00%
Jonathan Hendrix		0	0.00%	0	0.00%
Bill Boyd		0	0.00%	0	0.00%
John Pestinger		0	0.00%	0	0.00%
Tim Verzal		0	0.00%	0	0.00%
Phil Fortunato		0	0.00%	0	0.00%
Justin Murta		0	0.00%	0	0.00%
	Cast Votes:	0	0.00%	0	0.00%
	Undervotes:	0		0	
	Overvotes:	0		0	
	Unresolved write-in votes:	0		0	

### State Senator

Choice	Party	Absentee Voting		Total	
Elizabeth (Liz) Lovelett		0	0.00%	0	0.00%
Charles Carrell		0	0.00%	0	0.00%
	Cast Votes:	0	0.00%	0	0.00%
	Undervotes:	0		0	
	Overvotes:	0		0	
	Unresolved write-in votes:	0		0	

Precinct Results Report

San Juan County

Official Results

2024 Primary Election

2024 Primary Election

Registered Voters

8308 of 14761 = 56.28%

Run Time 1:39 PM

8/6/2024

Precincts Reporting

0 of 42 = 0.00%

Run Date 09/25/2024

Page 111

15-B San Juan North - U18

0 of 0 registered voters = 0.00%

State Representative Pos. 1

Choice	Party	Absentee Voting		Total	
Debra Lekanoff		0	0.00%	0	0.00%
	Cast Votes:	0	0.00%	0	0.00%
	Undervotes:	0		0	
	Overvotes:	0		0	
	Unresolved write-in votes:	0		0	

State Representative Pos. 2

Choice	Party	Absentee Voting		Total	
Alex Ramel		0	0.00%	0	0.00%
	Cast Votes:	0	0.00%	0	0.00%
	Undervotes:	0		0	
	Overvotes:	0		0	
	Unresolved write-in votes:	0		0	

Council Residency District 1

Choice	Party	Absentee Voting		Total	
Adrian Kilpatrick		0	0.00%	0	0.00%
Kari McVeigh		0	0.00%	0	0.00%
Stephanie O'Day		0	0.00%	0	0.00%
	Cast Votes:	0	0.00%	0	0.00%
	Undervotes:	0		0	
	Overvotes:	0		0	
	Unresolved write-in votes:	0		0	

Council Residency District 2

Choice	Party	Absentee Voting		Total	
Rick Hughes		0	0.00%	0	0.00%
Justin Paulsen		0	0.00%	0	0.00%
Jonathan Jonnie Welch		0	0.00%	0	0.00%
	Cast Votes:	0	0.00%	0	0.00%
	Undervotes:	0		0	
	Overvotes:	0		0	
	Unresolved write-in votes:	0		0	

**Precinct Results Report**

2024 Primary Election

Run Time 1:39 PM

Run Date 09/25/2024

**San Juan County**

2024 Primary Election

8/6/2024

Page 112

**Official Results**

**Registered Voters**

8308 of 14761 = 56.28%

**Precincts Reporting**

0 of 42 = 0.00%

**15-B San Juan North - U18**

0 of 0 registered voters = 0.00%

**Justice Position 2**

Choice	Party	Absentee Voting		Total	
Todd A. Bloom		0	0.00%	0	0.00%
Sal Mungia		0	0.00%	0	0.00%
David R Shelvey		0	0.00%	0	0.00%
Dave Larson		0	0.00%	0	0.00%
Cast Votes:		0	0.00%	0	0.00%
Undervotes:		0		0	
Overvotes:		0		0	
Unresolved write-in votes:		0		0	

# Precinct Results Report

2024 Primary Election

Run Time 1:39 PM

Run Date 09/25/2024

# San Juan County

2024 Primary Election

8/6/2024

Page 113

# Official Results

Registered Voters

8308 of 14761 = 56.28%

Precincts Reporting

0 of 42 = 0.00%

## 15-C San Juan North

2 of 9 registered voters = 22.22%

### U.S. Senator

Choice	Party	Absentee Voting		Total
Mel Ram		0	0.00%	0 0.00%
Dr Raul Garcia		0	0.00%	0 0.00%
David Tilton		0	0.00%	0 0.00%
Maria Cantwell		0	0.00%	0 0.00%
Chuck Jackson		0	0.00%	0 0.00%
Isaac A Holyk		0	0.00%	0 0.00%
Henry Clay Dennison		0	0.00%	0 0.00%
Scott Nazarino		2	100.00%	2 100.00%
Paul Lawrence Giesick		0	0.00%	0 0.00%
Thor Amundson		0	0.00%	0 0.00%
Goodspaceguy		0	0.00%	0 0.00%
Cast Votes:		2	100.00%	2 100.00%
Undervotes:		0		0
Overvotes:		0		0
Unresolved write-in votes:		0		0

### Congressional District No. 2 - U.S. Representative

Choice	Party	Absentee Voting		Total
Edwin Stickle		0	0.00%	0 0.00%
Daniel Miller		0	0.00%	0 0.00%
Cody Hart		2	100.00%	2 100.00%
Leif Johnson		0	0.00%	0 0.00%
Rick Larsen		0	0.00%	0 0.00%
Devin Hermanson		0	0.00%	0 0.00%
Jason Call		0	0.00%	0 0.00%
Josh Binda		0	0.00%	0 0.00%
Cast Votes:		2	100.00%	2 100.00%
Undervotes:		0		0
Overvotes:		0		0
Unresolved write-in votes:		0		0

# Precinct Results Report

2024 Primary Election

Run Time 1:39 PM

Run Date 09/25/2024

# San Juan County

2024 Primary Election

8/6/2024

Page 114

# Official Results

Registered Voters

8308 of 14761 = 56.28%

Precincts Reporting

0 of 42 = 0.00%

## 15-C San Juan North

2 of 9 registered voters = 22.22%

### Governor

Choice	Party	Absentee Voting		Total	
Jim Daniel		0	0.00%	0	0.00%
Cassandra Magdalene Hanson		0	0.00%	0	0.00%
Jeff Curry		0	0.00%	0	0.00%
Alex Tsimerman		0	0.00%	0	0.00%
Mark Mullet		0	0.00%	0	0.00%
Martin Lee Wheeler		0	0.00%	0	0.00%
Jennifer Hoover		0	0.00%	0	0.00%
Andre Stackhouse		0	0.00%	0	0.00%
EL'ona Kearney		0	0.00%	0	0.00%
Ricky Anthony		0	0.00%	0	0.00%
Bob Ferguson		0	0.00%	0	0.00%
Chaytan Inman		0	0.00%	0	0.00%
Michael DePaula		0	0.00%	0	0.00%
Dave Reichert		2	100.00%	2	100.00%
Don L Rivers		0	0.00%	0	0.00%
Jim Clark		0	0.00%	0	0.00%
Fred Grant		0	0.00%	0	0.00%
Leon A Lawson		0	0.00%	0	0.00%
Edward Cale IV		0	0.00%	0	0.00%
Frank Dare		0	0.00%	0	0.00%
William Combs		0	0.00%	0	0.00%
Alan Makayev		0	0.00%	0	0.00%
Brian Bogen		0	0.00%	0	0.00%
A.L. Brown		0	0.00%	0	0.00%
Brad Mjelde		0	0.00%	0	0.00%
Bill Hirt		0	0.00%	0	0.00%
Rosetta Marshall-Williams		0	0.00%	0	0.00%
Semi Bird		0	0.00%	0	0.00%
Cast Votes:		2	100.00%	2	100.00%
Undervotes:		0		0	
Overvotes:		0		0	
Unresolved write-in votes:		0		0	

# Precinct Results Report

2024 Primary Election

Run Time 1:39 PM

Run Date 09/25/2024

# San Juan County

2024 Primary Election

8/6/2024

Page 115

# Official Results

Registered Voters

8308 of 14761 = 56.28%

Precincts Reporting

0 of 42 = 0.00%

## 15-C San Juan North

2 of 9 registered voters = 22.22%

### Lt. Governor

Choice	Party	Absentee Voting		Total	
Patrick "Pat" Harman		0	0.00%	0	0.00%
David Griffin		0	0.00%	0	0.00%
Bob Hagglund		2	100.00%	2	100.00%
Dan Matthews		0	0.00%	0	0.00%
Denny Heck		0	0.00%	0	0.00%
Cast Votes:		2	100.00%	2	100.00%
Undervotes:		0		0	
Overvotes:		0		0	
Unresolved write-in votes:		0		0	

### Secretary of State

Choice	Party	Absentee Voting		Total	
Marquez Tiggs		0	0.00%	0	0.00%
Dale Whitaker		2	100.00%	2	100.00%
Damon Townsend		0	0.00%	0	0.00%
Steve Hobbs		0	0.00%	0	0.00%
Cast Votes:		2	100.00%	2	100.00%
Undervotes:		0		0	
Overvotes:		0		0	
Unresolved write-in votes:		0		0	

### State Treasurer

Choice	Party	Absentee Voting		Total	
Mike Pellicciotti		0	0.00%	0	0.00%
Sharon Hanek		2	100.00%	2	100.00%
Cast Votes:		2	100.00%	2	100.00%
Undervotes:		0		0	
Overvotes:		0		0	
Unresolved write-in votes:		0		0	

# Precinct Results Report

2024 Primary Election

Run Time 1:39 PM

Run Date 09/25/2024

# San Juan County

2024 Primary Election

8/6/2024

Page 116

# Official Results

Registered Voters

8308 of 14761 = 56.28%

Precincts Reporting

0 of 42 = 0.00%

## 15-C San Juan North

2 of 9 registered voters = 22.22%

### State Auditor

Choice	Party	Absentee Voting	Total
Matt Hawkins		2 100.00%	2 100.00%
Pat (Patrice) McCarthy		0 0.00%	0 0.00%
	Cast Votes:	2 100.00%	2 100.00%
	Undervotes:	0	0
	Overvotes:	0	0
	Unresolved write-in votes:	0	0

### Attorney General

Choice	Party	Absentee Voting	Total
Pete Serrano		2 100.00%	2 100.00%
Nick Brown		0 0.00%	0 0.00%
Manka Dhingra		0 0.00%	0 0.00%
	Cast Votes:	2 100.00%	2 100.00%
	Undervotes:	0	0
	Overvotes:	0	0
	Unresolved write-in votes:	0	0

### Commissioner of Public Lands

Choice	Party	Absentee Voting	Total
Allen Lebovitz		0 0.00%	0 0.00%
Jaime Herrera Beutler		2 100.00%	2 100.00%
Dave Upthegrove		0 0.00%	0 0.00%
Sue Kuehl Pederson		0 0.00%	0 0.00%
Patrick DePoe		0 0.00%	0 0.00%
Jeralee Anderson		0 0.00%	0 0.00%
Kevin Van De Wege		0 0.00%	0 0.00%
	Cast Votes:	2 100.00%	2 100.00%
	Undervotes:	0	0
	Overvotes:	0	0
	Unresolved write-in votes:	0	0

# Precinct Results Report

2024 Primary Election

Run Time 1:39 PM

Run Date 09/25/2024

# San Juan County

2024 Primary Election

8/6/2024

Page 117

# Official Results

Registered Voters

8308 of 14761 = 56.28%

Precincts Reporting

0 of 42 = 0.00%

## 15-C San Juan North

2 of 9 registered voters = 22.22%

### Superintendent of Public Instruction

Choice	Party	Absentee Voting		Total	
Reid Saaris		0	0.00%	0	0.00%
Chris Reykdal		0	0.00%	0	0.00%
John Patterson Blair		0	0.00%	0	0.00%
David Olson		2	100.00%	2	100.00%
Cast Votes:		2	100.00%	2	100.00%
Undervotes:		0		0	
Overvotes:		0		0	
Unresolved write-in votes:		0		0	

### Insurance Commissioner

Choice	Party	Absentee Voting		Total	
Patty Kuderer		0	0.00%	0	0.00%
Chris D. Chung		0	0.00%	0	0.00%
Jonathan Hendrix		0	0.00%	0	0.00%
Bill Boyd		0	0.00%	0	0.00%
John Pestinger		0	0.00%	0	0.00%
Tim Verzal		0	0.00%	0	0.00%
Phil Fortunato		2	100.00%	2	100.00%
Justin Murta		0	0.00%	0	0.00%
Cast Votes:		2	100.00%	2	100.00%
Undervotes:		0		0	
Overvotes:		0		0	
Unresolved write-in votes:		0		0	

### State Senator

Choice	Party	Absentee Voting		Total	
Elizabeth (Liz) Lovelett		0	0.00%	0	0.00%
Charles Carrell		2	100.00%	2	100.00%
Cast Votes:		2	100.00%	2	100.00%
Undervotes:		0		0	
Overvotes:		0		0	
Unresolved write-in votes:		0		0	

Precinct Results Report

San Juan County

Official Results

2024 Primary Election

2024 Primary Election

Registered Voters

8308 of 14761 = 56.28%

Run Time 1:39 PM

8/6/2024

Precincts Reporting

0 of 42 = 0.00%

Run Date 09/25/2024

Page 118

15-C San Juan North

2 of 9 registered voters = 22.22%

State Representative Pos. 1

Choice	Party	Absentee Voting		Total	
Debra Lekanoff		0	0.00%	0	0.00%
	Cast Votes:	0	0.00%	0	0.00%
	Undervotes:	2		2	
	Overvotes:	0		0	
	Unresolved write-in votes:	0		0	

State Representative Pos. 2

Choice	Party	Absentee Voting		Total	
Alex Ramel		0	0.00%	0	0.00%
	Cast Votes:	0	0.00%	0	0.00%
	Undervotes:	2		2	
	Overvotes:	0		0	
	Unresolved write-in votes:	0		0	

Council Residency District 1

Choice	Party	Absentee Voting		Total	
Adrian Kilpatrick		0	0.00%	0	0.00%
Kari McVeigh		2	100.00%	2	100.00%
Stephanie O'Day		0	0.00%	0	0.00%
	Cast Votes:	2	100.00%	2	100.00%
	Undervotes:	0		0	
	Overvotes:	0		0	
	Unresolved write-in votes:	0		0	

Council Residency District 2

Choice	Party	Absentee Voting		Total	
Rick Hughes		2	100.00%	2	100.00%
Justin Paulsen		0	0.00%	0	0.00%
Jonathan Jonnie Welch		0	0.00%	0	0.00%
	Cast Votes:	2	100.00%	2	100.00%
	Undervotes:	0		0	
	Overvotes:	0		0	
	Unresolved write-in votes:	0		0	

**Precinct Results Report**

2024 Primary Election

Run Time 1:39 PM

Run Date 09/25/2024

**San Juan County**

2024 Primary Election

8/6/2024

Page 119

**Official Results**

**Registered Voters**

8308 of 14761 = 56.28%

**Precincts Reporting**

0 of 42 = 0.00%

**15-C San Juan North**

2 of 9 registered voters = 22.22%

**Justice Position 2**

Choice	Party	Absentee Voting	Total
Todd A. Bloom		2 100.00%	2 100.00%
Sal Mungia		0 0.00%	0 0.00%
David R Shelvey		0 0.00%	0 0.00%
Dave Larson		0 0.00%	0 0.00%
	Cast Votes:	2 100.00%	2 100.00%
	Undervotes:	0	0
	Overvotes:	0	0
	Unresolved write-in votes:	0	0

## Precinct Results Report

2024 Primary Election

Run Time 1:39 PM

Run Date 09/25/2024

## San Juan County

2024 Primary Election

8/6/2024

Page 120

## Official Results

Registered Voters

8308 of 14761 = 56.28%

Precincts Reporting

0 of 42 = 0.00%

### 15-D San Juan North

22 of 44 registered voters = 50.00%

#### U.S. Senator

Choice	Party	Absentee Voting		Total	
Mel Ram		2	9.09%	2	9.09%
Dr Raul Garcia		3	13.64%	3	13.64%
David Tilton		0	0.00%	0	0.00%
Maria Cantwell		16	72.73%	16	72.73%
Chuck Jackson		0	0.00%	0	0.00%
Isaac A Holyk		0	0.00%	0	0.00%
Henry Clay Dennison		0	0.00%	0	0.00%
Scott Nazarino		0	0.00%	0	0.00%
Paul Lawrence Giesick		0	0.00%	0	0.00%
Thor Amundson		1	4.55%	1	4.55%
Goodspaceguy		0	0.00%	0	0.00%
Cast Votes:		22	100.00%	22	100.00%
Undervotes:		0		0	
Overvotes:		0		0	
Unresolved write-in votes:		0		0	

#### Congressional District No. 2 - U.S. Representative

Choice	Party	Absentee Voting		Total	
Edwin Stickle		0	0.00%	0	0.00%
Daniel Miller		2	10.00%	2	10.00%
Cody Hart		3	15.00%	3	15.00%
Leif Johnson		1	5.00%	1	5.00%
Rick Larsen		12	60.00%	12	60.00%
Devin Hermanson		0	0.00%	0	0.00%
Jason Call		0	0.00%	0	0.00%
Josh Binda		2	10.00%	2	10.00%
Cast Votes:		20	100.00%	20	100.00%
Undervotes:		2		2	
Overvotes:		0		0	
Unresolved write-in votes:		0		0	

# Precinct Results Report

2024 Primary Election

Run Time 1:39 PM

Run Date 09/25/2024

# San Juan County

2024 Primary Election

8/6/2024

Page 121

# Official Results

Registered Voters

8308 of 14761 = 56.28%

Precincts Reporting

0 of 42 = 0.00%

## 15-D San Juan North

22 of 44 registered voters = 50.00%

### Governor

Choice	Party	Absentee Voting		Total	Total
Jim Daniel		0	0.00%	0	0.00%
Cassandra Magdalene Hanson		0	0.00%	0	0.00%
Jeff Curry		0	0.00%	0	0.00%
Alex Tsimerman		0	0.00%	0	0.00%
Mark Mullet		0	0.00%	0	0.00%
Martin Lee Wheeler		0	0.00%	0	0.00%
Jennifer Hoover		0	0.00%	0	0.00%
Andre Stackhouse		0	0.00%	0	0.00%
EL'ona Kearney		0	0.00%	0	0.00%
Ricky Anthony		0	0.00%	0	0.00%
Bob Ferguson		13	65.00%	13	65.00%
Chaytan Inman		0	0.00%	0	0.00%
Michael DePaula		0	0.00%	0	0.00%
Dave Reichert		5	25.00%	5	25.00%
Don L Rivers		0	0.00%	0	0.00%
Jim Clark		0	0.00%	0	0.00%
Fred Grant		0	0.00%	0	0.00%
Leon A Lawson		1	5.00%	1	5.00%
Edward Cale IV		0	0.00%	0	0.00%
Frank Dare		0	0.00%	0	0.00%
William Combs		0	0.00%	0	0.00%
Alan Makayev		1	5.00%	1	5.00%
Brian Bogen		0	0.00%	0	0.00%
A.L. Brown		0	0.00%	0	0.00%
Brad Mjelde		0	0.00%	0	0.00%
Bill Hirt		0	0.00%	0	0.00%
Rosetta Marshall-Williams		0	0.00%	0	0.00%
Semi Bird		0	0.00%	0	0.00%
Cast Votes:		20	100.00%	20	100.00%
Undervotes:		2		2	
Overvotes:		0		0	
Unresolved write-in votes:		0		0	

# Precinct Results Report

2024 Primary Election

Run Time 1:39 PM

Run Date 09/25/2024

# San Juan County

2024 Primary Election

8/6/2024

Page 122

# Official Results

Registered Voters

8308 of 14761 = 56.28%

Precincts Reporting

0 of 42 = 0.00%

## 15-D San Juan North

22 of 44 registered voters = 50.00%

### Lt. Governor

Choice	Party	Absentee Voting		Total	
Patrick "Pat" Harman		1	5.88%	1	5.88%
David Griffin		2	11.76%	2	11.76%
Bob Hagglund		3	17.65%	3	17.65%
Dan Matthews		1	5.88%	1	5.88%
Denny Heck		10	58.82%	10	58.82%
Cast Votes:		17	100.00%	17	100.00%
Undervotes:		5		5	
Overvotes:		0		0	
Unresolved write-in votes:		0		0	

### Secretary of State

Choice	Party	Absentee Voting		Total	
Marquez Tiggs		0	0.00%	0	0.00%
Dale Whitaker		5	27.78%	5	27.78%
Damon Townsend		1	5.56%	1	5.56%
Steve Hobbs		12	66.67%	12	66.67%
Cast Votes:		18	100.00%	18	100.00%
Undervotes:		4		4	
Overvotes:		0		0	
Unresolved write-in votes:		0		0	

### State Treasurer

Choice	Party	Absentee Voting		Total	
Mike Pellicciotti		13	68.42%	13	68.42%
Sharon Hanek		6	31.58%	6	31.58%
Cast Votes:		19	100.00%	19	100.00%
Undervotes:		3		3	
Overvotes:		0		0	
Unresolved write-in votes:		0		0	

## Precinct Results Report

2024 Primary Election

Run Time 1:39 PM

Run Date 09/25/2024

## San Juan County

2024 Primary Election

8/6/2024

Page 123

## Official Results

Registered Voters

8308 of 14761 = 56.28%

Precincts Reporting

0 of 42 = 0.00%

### 15-D San Juan North

22 of 44 registered voters = 50.00%

#### State Auditor

Choice	Party	Absentee Voting		Total	
Matt Hawkins		6	31.58%	6	31.58%
Pat (Patrice) McCarthy		13	68.42%	13	68.42%
	Cast Votes:	19	100.00%	19	100.00%
	Undervotes:	3		3	
	Overvotes:	0		0	
	Unresolved write-in votes:	0		0	

#### Attorney General

Choice	Party	Absentee Voting		Total	
Pete Serrano		6	30.00%	6	30.00%
Nick Brown		11	55.00%	11	55.00%
Manka Dhingra		3	15.00%	3	15.00%
	Cast Votes:	20	100.00%	20	100.00%
	Undervotes:	2		2	
	Overvotes:	0		0	
	Unresolved write-in votes:	0		0	

#### Commissioner of Public Lands

Choice	Party	Absentee Voting		Total	
Allen Lebovitz		1	5.56%	1	5.56%
Jaime Herrera Beutler		1	5.56%	1	5.56%
Dave Upthegrove		6	33.33%	6	33.33%
Sue Kuehl Pederson		5	27.78%	5	27.78%
Patrick DePoe		2	11.11%	2	11.11%
Jeralee Anderson		3	16.67%	3	16.67%
Kevin Van De Wege		0	0.00%	0	0.00%
	Cast Votes:	18	100.00%	18	100.00%
	Undervotes:	4		4	
	Overvotes:	0		0	
	Unresolved write-in votes:	0		0	

## Precinct Results Report

2024 Primary Election

Run Time 1:39 PM

Run Date 09/25/2024

## San Juan County

2024 Primary Election

8/6/2024

Page 124

## Official Results

Registered Voters

8308 of 14761 = 56.28%

Precincts Reporting

0 of 42 = 0.00%

### 15-D San Juan North

22 of 44 registered voters = 50.00%

#### Superintendent of Public Instruction

Choice	Party	Absentee Voting		Total	
Reid Saaris		1	6.67%	1	6.67%
Chris Reykdal		12	80.00%	12	80.00%
John Patterson Blair		0	0.00%	0	0.00%
David Olson		2	13.33%	2	13.33%
Cast Votes:		15	100.00%	15	100.00%
Undervotes:		7		7	
Overvotes:		0		0	
Unresolved write-in votes:		0		0	

#### Insurance Commissioner

Choice	Party	Absentee Voting		Total	
Patty Kuderer		10	58.82%	10	58.82%
Chris D. Chung		0	0.00%	0	0.00%
Jonathan Hendrix		0	0.00%	0	0.00%
Bill Boyd		1	5.88%	1	5.88%
John Pestinger		1	5.88%	1	5.88%
Tim Verzal		1	5.88%	1	5.88%
Phil Fortunato		4	23.53%	4	23.53%
Justin Murta		0	0.00%	0	0.00%
Cast Votes:		17	100.00%	17	100.00%
Undervotes:		5		5	
Overvotes:		0		0	
Unresolved write-in votes:		0		0	

#### State Senator

Choice	Party	Absentee Voting		Total	
Elizabeth (Liz) Lovelett		13	65.00%	13	65.00%
Charles Carrell		7	35.00%	7	35.00%
Cast Votes:		20	100.00%	20	100.00%
Undervotes:		2		2	
Overvotes:		0		0	
Unresolved write-in votes:		0		0	

# Precinct Results Report

2024 Primary Election

Run Time 1:39 PM

Run Date 09/25/2024

# San Juan County

2024 Primary Election

8/6/2024

Page 125

# Official Results

Registered Voters

8308 of 14761 = 56.28%

Precincts Reporting

0 of 42 = 0.00%

## 15-D San Juan North

22 of 44 registered voters = 50.00%

### State Representative Pos. 1

Choice	Party	Absentee Voting		Total	
Debra Lekanoff		13	100.00%	13	100.00%
	Cast Votes:	13	100.00%	13	100.00%
	Undervotes:	7		7	
	Overvotes:	0		0	
	Unresolved write-in votes:	2		2	

### State Representative Pos. 2

Choice	Party	Absentee Voting		Total	
Alex Ramel		13	100.00%	13	100.00%
	Cast Votes:	13	100.00%	13	100.00%
	Undervotes:	7		7	
	Overvotes:	0		0	
	Unresolved write-in votes:	2		2	

### Council Residency District 1

Choice	Party	Absentee Voting		Total	
Adrian Kilpatrick		5	26.32%	5	26.32%
Kari McVeigh		7	36.84%	7	36.84%
Stephanie O'Day		7	36.84%	7	36.84%
	Cast Votes:	19	100.00%	19	100.00%
	Undervotes:	3		3	
	Overvotes:	0		0	
	Unresolved write-in votes:	0		0	

### Council Residency District 2

Choice	Party	Absentee Voting		Total	
Rick Hughes		7	46.67%	7	46.67%
Justin Paulsen		5	33.33%	5	33.33%
Jonathan Jonnie Welch		3	20.00%	3	20.00%
	Cast Votes:	15	100.00%	15	100.00%
	Undervotes:	7		7	
	Overvotes:	0		0	
	Unresolved write-in votes:	0		0	

**Precinct Results Report**

2024 Primary Election

Run Time 1:39 PM

Run Date 09/25/2024

**San Juan County**

2024 Primary Election

8/6/2024

Page 126

**Official Results**

**Registered Voters**

8308 of 14761 = 56.28%

**Precincts Reporting**

0 of 42 = 0.00%

**15-D San Juan North**

22 of 44 registered voters = 50.00%

**Justice Position 2**

Choice	Party	Absentee Voting		Total	
Todd A. Bloom		1	6.67%	1	6.67%
Sal Mungia		8	53.33%	8	53.33%
David R Shelvey		0	0.00%	0	0.00%
Dave Larson		6	40.00%	6	40.00%
Cast Votes:		15	100.00%	15	100.00%
Undervotes:		7		7	
Overvotes:		0		0	
Unresolved write-in votes:		0		0	

## Precinct Results Report

2024 Primary Election

Run Time 1:39 PM

Run Date 09/25/2024

## San Juan County

2024 Primary Election

8/6/2024

Page 127

## Official Results

Registered Voters

8308 of 14761 = 56.28%

Precincts Reporting

0 of 42 = 0.00%

### 15-E San Juan North

15 of 21 registered voters = 71.43%

#### U.S. Senator

Choice	Party	Absentee Voting		Total	
Mel Ram		2	13.33%	2	13.33%
Dr Raul Garcia		6	40.00%	6	40.00%
David Tilton		0	0.00%	0	0.00%
Maria Cantwell		7	46.67%	7	46.67%
Chuck Jackson		0	0.00%	0	0.00%
Isaac A Holyk		0	0.00%	0	0.00%
Henry Clay Dennison		0	0.00%	0	0.00%
Scott Nazarino		0	0.00%	0	0.00%
Paul Lawrence Giesick		0	0.00%	0	0.00%
Thor Amundson		0	0.00%	0	0.00%
Goodspaceguy		0	0.00%	0	0.00%
Cast Votes:		15	100.00%	15	100.00%
Undervotes:		0		0	
Overvotes:		0		0	
Unresolved write-in votes:		0		0	

#### Congressional District No. 2 - U.S. Representative

Choice	Party	Absentee Voting		Total	
Edwin Stickle		0	0.00%	0	0.00%
Daniel Miller		1	6.67%	1	6.67%
Cody Hart		6	40.00%	6	40.00%
Leif Johnson		1	6.67%	1	6.67%
Rick Larsen		7	46.67%	7	46.67%
Devin Hermanson		0	0.00%	0	0.00%
Jason Call		0	0.00%	0	0.00%
Josh Binda		0	0.00%	0	0.00%
Cast Votes:		15	100.00%	15	100.00%
Undervotes:		0		0	
Overvotes:		0		0	
Unresolved write-in votes:		0		0	

# Precinct Results Report

2024 Primary Election

Run Time 1:39 PM

Run Date 09/25/2024

# San Juan County

2024 Primary Election

8/6/2024

Page 128

# Official Results

Registered Voters

8308 of 14761 = 56.28%

Precincts Reporting

0 of 42 = 0.00%

## 15-E San Juan North

15 of 21 registered voters = 71.43%

### Governor

Choice	Party	Absentee Voting		Total	Total
Jim Daniel		1	6.67%	1	6.67%
Cassandra Magdalene Hanson		0	0.00%	0	0.00%
Jeff Curry		0	0.00%	0	0.00%
Alex Tsimerman		0	0.00%	0	0.00%
Mark Mullet		0	0.00%	0	0.00%
Martin Lee Wheeler		1	6.67%	1	6.67%
Jennifer Hoover		0	0.00%	0	0.00%
Andre Stackhouse		0	0.00%	0	0.00%
EL'ona Kearney		0	0.00%	0	0.00%
Ricky Anthony		0	0.00%	0	0.00%
Bob Ferguson		7	46.67%	7	46.67%
Chaytan Inman		0	0.00%	0	0.00%
Michael DePaula		0	0.00%	0	0.00%
Dave Reichert		6	40.00%	6	40.00%
Don L Rivers		0	0.00%	0	0.00%
Jim Clark		0	0.00%	0	0.00%
Fred Grant		0	0.00%	0	0.00%
Leon A Lawson		0	0.00%	0	0.00%
Edward Cale IV		0	0.00%	0	0.00%
Frank Dare		0	0.00%	0	0.00%
William Combs		0	0.00%	0	0.00%
Alan Makayev		0	0.00%	0	0.00%
Brian Bogen		0	0.00%	0	0.00%
A.L. Brown		0	0.00%	0	0.00%
Brad Mjelde		0	0.00%	0	0.00%
Bill Hirt		0	0.00%	0	0.00%
Rosetta Marshall-Williams		0	0.00%	0	0.00%
Semi Bird		0	0.00%	0	0.00%
Cast Votes:		15	100.00%	15	100.00%
Undervotes:		0		0	
Overvotes:		0		0	
Unresolved write-in votes:		0		0	

## Precinct Results Report

2024 Primary Election

Run Time 1:39 PM

Run Date 09/25/2024

## San Juan County

2024 Primary Election

8/6/2024

Page 129

## Official Results

Registered Voters

8308 of 14761 = 56.28%

Precincts Reporting

0 of 42 = 0.00%

### 15-E San Juan North

15 of 21 registered voters = 71.43%

#### Lt. Governor

Choice	Party	Absentee Voting		Total	
Patrick "Pat" Harman		0	0.00%	0	0.00%
David Griffin		2	13.33%	2	13.33%
Bob Hagglund		4	26.67%	4	26.67%
Dan Matthews		4	26.67%	4	26.67%
Denny Heck		5	33.33%	5	33.33%
Cast Votes:		15	100.00%	15	100.00%
Undervotes:		0		0	
Overvotes:		0		0	
Unresolved write-in votes:		0		0	

#### Secretary of State

Choice	Party	Absentee Voting		Total	
Marquez Tiggs		0	0.00%	0	0.00%
Dale Whitaker		7	46.67%	7	46.67%
Damon Townsend		1	6.67%	1	6.67%
Steve Hobbs		7	46.67%	7	46.67%
Cast Votes:		15	100.00%	15	100.00%
Undervotes:		0		0	
Overvotes:		0		0	
Unresolved write-in votes:		0		0	

#### State Treasurer

Choice	Party	Absentee Voting		Total	
Mike Pellicciotti		9	60.00%	9	60.00%
Sharon Hanek		6	40.00%	6	40.00%
Cast Votes:		15	100.00%	15	100.00%
Undervotes:		0		0	
Overvotes:		0		0	
Unresolved write-in votes:		0		0	

## Precinct Results Report

2024 Primary Election

Run Time 1:39 PM

Run Date 09/25/2024

## San Juan County

2024 Primary Election

8/6/2024

Page 130

## Official Results

Registered Voters

8308 of 14761 = 56.28%

Precincts Reporting

0 of 42 = 0.00%

### 15-E San Juan North

15 of 21 registered voters = 71.43%

#### State Auditor

Choice	Party	Absentee Voting		Total	
Matt Hawkins		9	60.00%	9	60.00%
Pat (Patrice) McCarthy		6	40.00%	6	40.00%
	Cast Votes:	15	100.00%	15	100.00%
	Undervotes:	0		0	
	Overvotes:	0		0	
	Unresolved write-in votes:	0		0	

#### Attorney General

Choice	Party	Absentee Voting		Total	
Pete Serrano		8	53.33%	8	53.33%
Nick Brown		4	26.67%	4	26.67%
Manka Dhingra		3	20.00%	3	20.00%
	Cast Votes:	15	100.00%	15	100.00%
	Undervotes:	0		0	
	Overvotes:	0		0	
	Unresolved write-in votes:	0		0	

#### Commissioner of Public Lands

Choice	Party	Absentee Voting		Total	
Allen Lebovitz		2	13.33%	2	13.33%
Jaime Herrera Beutler		4	26.67%	4	26.67%
Dave Upthegrove		3	20.00%	3	20.00%
Sue Kuehl Pederson		4	26.67%	4	26.67%
Patrick DePoe		1	6.67%	1	6.67%
Jeralee Anderson		0	0.00%	0	0.00%
Kevin Van De Wege		1	6.67%	1	6.67%
	Cast Votes:	15	100.00%	15	100.00%
	Undervotes:	0		0	
	Overvotes:	0		0	
	Unresolved write-in votes:	0		0	

# Precinct Results Report

2024 Primary Election

Run Time 1:39 PM

Run Date 09/25/2024

# San Juan County

2024 Primary Election

8/6/2024

Page 131

# Official Results

Registered Voters

8308 of 14761 = 56.28%

Precincts Reporting

0 of 42 = 0.00%

## 15-E San Juan North

15 of 21 registered voters = 71.43%

### Superintendent of Public Instruction

Choice	Party	Absentee Voting		Total	
Reid Saaris		0	0.00%	0	0.00%
Chris Reykdal		7	53.85%	7	53.85%
John Patterson Blair		2	15.38%	2	15.38%
David Olson		4	30.77%	4	30.77%
Cast Votes:		13	100.00%	13	100.00%
Undervotes:		2		2	
Overvotes:		0		0	
Unresolved write-in votes:		0		0	

### Insurance Commissioner

Choice	Party	Absentee Voting		Total	
Patty Kuderer		5	35.71%	5	35.71%
Chris D. Chung		2	14.29%	2	14.29%
Jonathan Hendrix		0	0.00%	0	0.00%
Bill Boyd		0	0.00%	0	0.00%
John Pestinger		0	0.00%	0	0.00%
Tim Verzal		0	0.00%	0	0.00%
Phil Fortunato		4	28.57%	4	28.57%
Justin Murta		3	21.43%	3	21.43%
Cast Votes:		14	100.00%	14	100.00%
Undervotes:		1		1	
Overvotes:		0		0	
Unresolved write-in votes:		0		0	

### State Senator

Choice	Party	Absentee Voting		Total	
Elizabeth (Liz) Lovelett		7	50.00%	7	50.00%
Charles Carrell		7	50.00%	7	50.00%
Cast Votes:		14	100.00%	14	100.00%
Undervotes:		1		1	
Overvotes:		0		0	
Unresolved write-in votes:		0		0	

Precinct Results Report

San Juan County

Official Results

2024 Primary Election

2024 Primary Election

Registered Voters

8308 of 14761 = 56.28%

Run Time 1:39 PM

8/6/2024

Precincts Reporting

0 of 42 = 0.00%

Run Date 09/25/2024

Page 132

15-E San Juan North

15 of 21 registered voters = 71.43%

State Representative Pos. 1

Choice	Party	Absentee Voting	Total
Debra Lekanoff		9 100.00%	9 100.00%
	Cast Votes:	9 100.00%	9 100.00%
	Undervotes:	6	6
	Overvotes:	0	0
	Unresolved write-in votes:	0	0

State Representative Pos. 2

Choice	Party	Absentee Voting	Total
Alex Ramel		10 100.00%	10 100.00%
	Cast Votes:	10 100.00%	10 100.00%
	Undervotes:	5	5
	Overvotes:	0	0
	Unresolved write-in votes:	0	0

Council Residency District 1

Choice	Party	Absentee Voting	Total
Adrian Kilpatrick		2 13.33%	2 13.33%
Kari McVeigh		4 26.67%	4 26.67%
Stephanie O'Day		9 60.00%	9 60.00%
	Cast Votes:	15 100.00%	15 100.00%
	Undervotes:	0	0
	Overvotes:	0	0
	Unresolved write-in votes:	0	0

Council Residency District 2

Choice	Party	Absentee Voting	Total
Rick Hughes		9 75.00%	9 75.00%
Justin Paulsen		3 25.00%	3 25.00%
Jonathan Jonnie Welch		0 0.00%	0 0.00%
	Cast Votes:	12 100.00%	12 100.00%
	Undervotes:	3	3
	Overvotes:	0	0
	Unresolved write-in votes:	0	0

## Precinct Results Report

2024 Primary Election

Run Time 1:39 PM

Run Date 09/25/2024

## San Juan County

2024 Primary Election

8/6/2024

Page 133

## Official Results

Registered Voters

8308 of 14761 = 56.28%

Precincts Reporting

0 of 42 = 0.00%

### 15-E San Juan North

15 of 21 registered voters = 71.43%

### Justice Position 2

Choice	Party	Absentee Voting		Total	
Todd A. Bloom		4	28.57%	4	28.57%
Sal Mungia		3	21.43%	3	21.43%
David R Shelvey		0	0.00%	0	0.00%
Dave Larson		7	50.00%	7	50.00%
Cast Votes:		14	100.00%	14	100.00%
Undervotes:		1		1	
Overvotes:		0		0	
Unresolved write-in votes:		0		0	

## Precinct Results Report

2024 Primary Election

Run Time 1:39 PM

Run Date 09/25/2024

## San Juan County

2024 Primary Election

8/6/2024

Page 134

## Official Results

Registered Voters

8308 of 14761 = 56.28%

Precincts Reporting

0 of 42 = 0.00%

### 16 San Juan East

487 of 757 registered voters = 64.33%

#### U.S. Senator

Choice	Party	Absentee Voting		Total	
Mel Ram		5	1.09%	5	1.09%
Dr Raul Garcia		86	18.74%	86	18.74%
David Tilton		5	1.09%	5	1.09%
Maria Cantwell		339	73.86%	339	73.86%
Chuck Jackson		6	1.31%	6	1.31%
Isaac A Holyk		2	0.44%	2	0.44%
Henry Clay Dennison		2	0.44%	2	0.44%
Scott Nazarino		7	1.53%	7	1.53%
Paul Lawrence Giesick		3	0.65%	3	0.65%
Thor Amundson		1	0.22%	1	0.22%
Goodspaceguy		3	0.65%	3	0.65%
Cast Votes:		459	100.00%	459	100.00%
Undervotes:		25		25	
Overvotes:		2		2	
Unresolved write-in votes:		1		1	

#### Congressional District No. 2 - U.S. Representative

Choice	Party	Absentee Voting		Total	
Edwin Stickle		16	3.50%	16	3.50%
Daniel Miller		18	3.94%	18	3.94%
Cody Hart		37	8.10%	37	8.10%
Leif Johnson		45	9.85%	45	9.85%
Rick Larsen		276	60.39%	276	60.39%
Devin Hermanson		14	3.06%	14	3.06%
Jason Call		26	5.69%	26	5.69%
Josh Binda		25	5.47%	25	5.47%
Cast Votes:		457	100.00%	457	100.00%
Undervotes:		28		28	
Overvotes:		2		2	
Unresolved write-in votes:		0		0	

# Precinct Results Report

2024 Primary Election

Run Time 1:39 PM

Run Date 09/25/2024

# San Juan County

2024 Primary Election

8/6/2024

Page 135

# Official Results

Registered Voters

8308 of 14761 = 56.28%

Precincts Reporting

0 of 42 = 0.00%

## 16 San Juan East

487 of 757 registered voters = 64.33%

### Governor

Choice	Party	Absentee Voting		Total	Total
Jim Daniel		2	0.42%	2	0.42%
Cassandra Magdalene Hanson		4	0.85%	4	0.85%
Jeff Curry		1	0.21%	1	0.21%
Alex Tsimerman		0	0.00%	0	0.00%
Mark Mullet		32	6.77%	32	6.77%
Martin Lee Wheeler		3	0.63%	3	0.63%
Jennifer Hoover		3	0.63%	3	0.63%
Andre Stackhouse		5	1.06%	5	1.06%
EL'ona Kearney		6	1.27%	6	1.27%
Ricky Anthony		2	0.42%	2	0.42%
Bob Ferguson		301	63.64%	301	63.64%
Chaytan Inman		3	0.63%	3	0.63%
Michael DePaula		1	0.21%	1	0.21%
Dave Reichert		90	19.03%	90	19.03%
Don L Rivers		4	0.85%	4	0.85%
Jim Clark		0	0.00%	0	0.00%
Fred Grant		0	0.00%	0	0.00%
Leon A Lawson		6	1.27%	6	1.27%
Edward Cale IV		0	0.00%	0	0.00%
Frank Dare		0	0.00%	0	0.00%
William Combs		0	0.00%	0	0.00%
Alan Makayev		0	0.00%	0	0.00%
Brian Bogen		1	0.21%	1	0.21%
A.L. Brown		0	0.00%	0	0.00%
Brad Mjelde		0	0.00%	0	0.00%
Bill Hirt		0	0.00%	0	0.00%
Rosetta Marshall-Williams		0	0.00%	0	0.00%
Semi Bird		9	1.90%	9	1.90%
Cast Votes:		473	100.00%	473	100.00%
Undervotes:		14		14	
Overvotes:		0		0	
Unresolved write-in votes:		0		0	

## Precinct Results Report

2024 Primary Election

Run Time 1:39 PM

Run Date 09/25/2024

## San Juan County

2024 Primary Election

8/6/2024

Page 136

## Official Results

Registered Voters

8308 of 14761 = 56.28%

Precincts Reporting

0 of 42 = 0.00%

### 16 San Juan East

487 of 757 registered voters = 64.33%

#### Lt. Governor

Choice	Party	Absentee Voting		Total	
Patrick "Pat" Harman		11	2.46%	11	2.46%
David Griffin		44	9.84%	44	9.84%
Bob Hagglund		47	10.51%	47	10.51%
Dan Matthews		55	12.30%	55	12.30%
Denny Heck		290	64.88%	290	64.88%
Cast Votes:		447	100.00%	447	100.00%
Undervotes:		38		38	
Overvotes:		0		0	
Unresolved write-in votes:		2		2	

#### Secretary of State

Choice	Party	Absentee Voting		Total	
Marquez Tiggs		48	10.74%	48	10.74%
Dale Whitaker		94	21.03%	94	21.03%
Damon Townsend		18	4.03%	18	4.03%
Steve Hobbs		287	64.21%	287	64.21%
Cast Votes:		447	100.00%	447	100.00%
Undervotes:		40		40	
Overvotes:		0		0	
Unresolved write-in votes:		0		0	

#### State Treasurer

Choice	Party	Absentee Voting		Total	
Mike Pellicciotti		345	76.84%	345	76.84%
Sharon Hanek		104	23.16%	104	23.16%
Cast Votes:		449	100.00%	449	100.00%
Undervotes:		37		37	
Overvotes:		0		0	
Unresolved write-in votes:		1		1	

## Precinct Results Report

2024 Primary Election

Run Time 1:39 PM

Run Date 09/25/2024

## San Juan County

2024 Primary Election

8/6/2024

Page 137

## Official Results

Registered Voters

8308 of 14761 = 56.28%

Precincts Reporting

0 of 42 = 0.00%

### 16 San Juan East

487 of 757 registered voters = 64.33%

#### State Auditor

Choice	Party	Absentee Voting		Total	
Matt Hawkins		105	23.49%	105	23.49%
Pat (Patrice) McCarthy		342	76.51%	342	76.51%
	Cast Votes:	447	100.00%	447	100.00%
	Undervotes:	39		39	
	Overvotes:	0		0	
	Unresolved write-in votes:	1		1	

#### Attorney General

Choice	Party	Absentee Voting		Total	
Pete Serrano		108	24.11%	108	24.11%
Nick Brown		168	37.50%	168	37.50%
Manka Dhingra		172	38.39%	172	38.39%
	Cast Votes:	448	100.00%	448	100.00%
	Undervotes:	39		39	
	Overvotes:	0		0	
	Unresolved write-in votes:	0		0	

#### Commissioner of Public Lands

Choice	Party	Absentee Voting		Total	
Allen Lebovitz		88	20.37%	88	20.37%
Jaime Herrera Beutler		35	8.10%	35	8.10%
Dave Upthegrove		112	25.93%	112	25.93%
Sue Kuehl Pederson		73	16.90%	73	16.90%
Patrick DePoe		74	17.13%	74	17.13%
Jeralee Anderson		30	6.94%	30	6.94%
Kevin Van De Wege		20	4.63%	20	4.63%
	Cast Votes:	432	100.00%	432	100.00%
	Undervotes:	55		55	
	Overvotes:	0		0	
	Unresolved write-in votes:	0		0	

## Precinct Results Report

2024 Primary Election

Run Time 1:39 PM

Run Date 09/25/2024

## San Juan County

2024 Primary Election

8/6/2024

Page 138

## Official Results

Registered Voters

8308 of 14761 = 56.28%

Precincts Reporting

0 of 42 = 0.00%

### 16 San Juan East

487 of 757 registered voters = 64.33%

#### Superintendent of Public Instruction

Choice	Party	Absentee Voting		Total	
Reid Saaris		120	30.15%	120	30.15%
Chris Reykdal		164	41.21%	164	41.21%
John Patterson Blair		13	3.27%	13	3.27%
David Olson		101	25.38%	101	25.38%
Cast Votes:		398	100.00%	398	100.00%
Undervotes:		88		88	
Overvotes:		0		0	
Unresolved write-in votes:		1		1	

#### Insurance Commissioner

Choice	Party	Absentee Voting		Total	
Patty Kuderer		259	62.11%	259	62.11%
Chris D. Chung		5	1.20%	5	1.20%
Jonathan Hendrix		24	5.76%	24	5.76%
Bill Boyd		15	3.60%	15	3.60%
John Pestinger		22	5.28%	22	5.28%
Tim Verzal		2	0.48%	2	0.48%
Phil Fortunato		78	18.71%	78	18.71%
Justin Murta		12	2.88%	12	2.88%
Cast Votes:		417	100.00%	417	100.00%
Undervotes:		68		68	
Overvotes:		2		2	
Unresolved write-in votes:		0		0	

#### State Senator

Choice	Party	Absentee Voting		Total	
Elizabeth (Liz) Lovelett		350	77.61%	350	77.61%
Charles Carrell		101	22.39%	101	22.39%
Cast Votes:		451	100.00%	451	100.00%
Undervotes:		34		34	
Overvotes:		0		0	
Unresolved write-in votes:		2		2	

## Precinct Results Report

2024 Primary Election

Run Time 1:39 PM

Run Date 09/25/2024

## San Juan County

2024 Primary Election

8/6/2024

Page 139

## Official Results

Registered Voters

8308 of 14761 = 56.28%

Precincts Reporting

0 of 42 = 0.00%

### 16 San Juan East

487 of 757 registered voters = 64.33%

#### State Representative Pos. 1

Choice	Party	Absentee Voting		Total	
Debra Lekanoff		354	100.00%	354	100.00%
	Cast Votes:	354	100.00%	354	100.00%
	Undervotes:	122		122	
	Overvotes:	0		0	
	Unresolved write-in votes:	11		11	

#### State Representative Pos. 2

Choice	Party	Absentee Voting		Total	
Alex Ramel		352	100.00%	352	100.00%
	Cast Votes:	352	100.00%	352	100.00%
	Undervotes:	124		124	
	Overvotes:	0		0	
	Unresolved write-in votes:	11		11	

#### Council Residency District 1

Choice	Party	Absentee Voting		Total	
Adrian Kilpatrick		85	18.52%	85	18.52%
Kari McVeigh		234	50.98%	234	50.98%
Stephanie O'Day		140	30.50%	140	30.50%
	Cast Votes:	459	100.00%	459	100.00%
	Undervotes:	26		26	
	Overvotes:	0		0	
	Unresolved write-in votes:	2		2	

#### Council Residency District 2

Choice	Party	Absentee Voting		Total	
Rick Hughes		253	61.41%	253	61.41%
Justin Paulsen		147	35.68%	147	35.68%
Jonathan Jonnie Welch		12	2.91%	12	2.91%
	Cast Votes:	412	100.00%	412	100.00%
	Undervotes:	72		72	
	Overvotes:	0		0	
	Unresolved write-in votes:	3		3	

# Precinct Results Report

2024 Primary Election

Run Time 1:39 PM

Run Date 09/25/2024

# San Juan County

2024 Primary Election

8/6/2024

Page 140

# Official Results

Registered Voters

8308 of 14761 = 56.28%

Precincts Reporting

0 of 42 = 0.00%

## 16 San Juan East

487 of 757 registered voters = 64.33%

### Justice Position 2

Choice	Party	Absentee Voting		Total	
Todd A. Bloom		41	10.54%	41	10.54%
Sal Mungia		233	59.90%	233	59.90%
David R Shelvey		4	1.03%	4	1.03%
Dave Larson		111	28.53%	111	28.53%
Cast Votes:		389	100.00%	389	100.00%
Undervotes:		96		96	
Overvotes:		0		0	
Unresolved write-in votes:		2		2	

### Proposition No. 1 - Levy Lid Lift

Choice	Party	Absentee Voting		Total	
Yes		278	58.65%	278	58.65%
No		196	41.35%	196	41.35%
Cast Votes:		474	100.00%	474	100.00%
Undervotes:		13		13	
Overvotes:		0		0	
Unresolved write-in votes:		0		0	

# Precinct Results Report

2024 Primary Election

Run Time 1:39 PM

Run Date 09/25/2024

# San Juan County

2024 Primary Election

8/6/2024

Page 141

# Official Results

Registered Voters

8308 of 14761 = 56.28%

Precincts Reporting

0 of 42 = 0.00%

## 16 San Juan East - U18

0 of 0 registered voters = 0.00%

### U.S. Senator

Choice	Party	Absentee Voting		Total
Mel Ram		0	0.00%	0 0.00%
Dr Raul Garcia		0	0.00%	0 0.00%
David Tilton		0	0.00%	0 0.00%
Maria Cantwell		0	0.00%	0 0.00%
Chuck Jackson		0	0.00%	0 0.00%
Isaac A Holyk		0	0.00%	0 0.00%
Henry Clay Dennison		0	0.00%	0 0.00%
Scott Nazarino		0	0.00%	0 0.00%
Paul Lawrence Giesick		0	0.00%	0 0.00%
Thor Amundson		0	0.00%	0 0.00%
Goodspaceguy		0	0.00%	0 0.00%
Cast Votes:		0	0.00%	0 0.00%
Undervotes:		0		0
Overvotes:		0		0
Unresolved write-in votes:		0		0

### Congressional District No. 2 - U.S. Representative

Choice	Party	Absentee Voting		Total
Edwin Stickle		0	0.00%	0 0.00%
Daniel Miller		0	0.00%	0 0.00%
Cody Hart		0	0.00%	0 0.00%
Leif Johnson		0	0.00%	0 0.00%
Rick Larsen		0	0.00%	0 0.00%
Devin Hermanson		0	0.00%	0 0.00%
Jason Call		0	0.00%	0 0.00%
Josh Binda		0	0.00%	0 0.00%
Cast Votes:		0	0.00%	0 0.00%
Undervotes:		0		0
Overvotes:		0		0
Unresolved write-in votes:		0		0

Precinct Results Report

San Juan County

Official Results

2024 Primary Election

2024 Primary Election

Registered Voters

8308 of 14761 = 56.28%

Run Time 1:39 PM

8/6/2024

Precincts Reporting

0 of 42 = 0.00%

Run Date 09/25/2024

Page 142

16 San Juan East - U18

0 of 0 registered voters = 0.00%

Governor

Choice	Party	Absentee Voting		Total
Jim Daniel		0	0.00%	0 0.00%
Cassandra Magdalene Hanson		0	0.00%	0 0.00%
Jeff Curry		0	0.00%	0 0.00%
Alex Tsimerman		0	0.00%	0 0.00%
Mark Mullet		0	0.00%	0 0.00%
Martin Lee Wheeler		0	0.00%	0 0.00%
Jennifer Hoover		0	0.00%	0 0.00%
Andre Stackhouse		0	0.00%	0 0.00%
EL'ona Kearney		0	0.00%	0 0.00%
Ricky Anthony		0	0.00%	0 0.00%
Bob Ferguson		0	0.00%	0 0.00%
Chaytan Inman		0	0.00%	0 0.00%
Michael DePaula		0	0.00%	0 0.00%
Dave Reichert		0	0.00%	0 0.00%
Don L Rivers		0	0.00%	0 0.00%
Jim Clark		0	0.00%	0 0.00%
Fred Grant		0	0.00%	0 0.00%
Leon A Lawson		0	0.00%	0 0.00%
Edward Cale IV		0	0.00%	0 0.00%
Frank Dare		0	0.00%	0 0.00%
William Combs		0	0.00%	0 0.00%
Alan Makayev		0	0.00%	0 0.00%
Brian Bogen		0	0.00%	0 0.00%
A.L. Brown		0	0.00%	0 0.00%
Brad Mjelde		0	0.00%	0 0.00%
Bill Hirt		0	0.00%	0 0.00%
Rosetta Marshall-Williams		0	0.00%	0 0.00%
Semi Bird		0	0.00%	0 0.00%
Cast Votes:		0	0.00%	0 0.00%
Undervotes:		0		0
Overvotes:		0		0
Unresolved write-in votes:		0		0

# Precinct Results Report

2024 Primary Election

Run Time 1:39 PM

Run Date 09/25/2024

# San Juan County

2024 Primary Election

8/6/2024

Page 143

# Official Results

Registered Voters

8308 of 14761 = 56.28%

Precincts Reporting

0 of 42 = 0.00%

## 16 San Juan East - U18

0 of 0 registered voters = 0.00%

### Lt. Governor

Choice	Party	Absentee Voting		Total
Patrick "Pat" Harman		0	0.00%	0 0.00%
David Griffin		0	0.00%	0 0.00%
Bob Hagglund		0	0.00%	0 0.00%
Dan Matthews		0	0.00%	0 0.00%
Denny Heck		0	0.00%	0 0.00%
	Cast Votes:	0	0.00%	0 0.00%
	Undervotes:	0		0
	Overvotes:	0		0
	Unresolved write-in votes:	0		0

### Secretary of State

Choice	Party	Absentee Voting		Total
Marquez Tiggs		0	0.00%	0 0.00%
Dale Whitaker		0	0.00%	0 0.00%
Damon Townsend		0	0.00%	0 0.00%
Steve Hobbs		0	0.00%	0 0.00%
	Cast Votes:	0	0.00%	0 0.00%
	Undervotes:	0		0
	Overvotes:	0		0
	Unresolved write-in votes:	0		0

### State Treasurer

Choice	Party	Absentee Voting		Total
Mike Pellicciotti		0	0.00%	0 0.00%
Sharon Hanek		0	0.00%	0 0.00%
	Cast Votes:	0	0.00%	0 0.00%
	Undervotes:	0		0
	Overvotes:	0		0
	Unresolved write-in votes:	0		0

# Precinct Results Report

2024 Primary Election

Run Time 1:39 PM

Run Date 09/25/2024

# San Juan County

2024 Primary Election

8/6/2024

Page 144

# Official Results

Registered Voters

8308 of 14761 = 56.28%

Precincts Reporting

0 of 42 = 0.00%

## 16 San Juan East - U18

0 of 0 registered voters = 0.00%

### State Auditor

Choice	Party	Absentee Voting		Total	
Matt Hawkins		0	0.00%	0	0.00%
Pat (Patrice) McCarthy		0	0.00%	0	0.00%
	Cast Votes:	0	0.00%	0	0.00%
	Undervotes:	0		0	
	Overvotes:	0		0	
	Unresolved write-in votes:	0		0	

### Attorney General

Choice	Party	Absentee Voting		Total	
Pete Serrano		0	0.00%	0	0.00%
Nick Brown		0	0.00%	0	0.00%
Manka Dhingra		0	0.00%	0	0.00%
	Cast Votes:	0	0.00%	0	0.00%
	Undervotes:	0		0	
	Overvotes:	0		0	
	Unresolved write-in votes:	0		0	

### Commissioner of Public Lands

Choice	Party	Absentee Voting		Total	
Allen Lebovitz		0	0.00%	0	0.00%
Jaime Herrera Beutler		0	0.00%	0	0.00%
Dave Upthegrove		0	0.00%	0	0.00%
Sue Kuehl Pederson		0	0.00%	0	0.00%
Patrick DePoe		0	0.00%	0	0.00%
Jeralee Anderson		0	0.00%	0	0.00%
Kevin Van De Wege		0	0.00%	0	0.00%
	Cast Votes:	0	0.00%	0	0.00%
	Undervotes:	0		0	
	Overvotes:	0		0	
	Unresolved write-in votes:	0		0	

# Precinct Results Report

2024 Primary Election

Run Time 1:39 PM

Run Date 09/25/2024

# San Juan County

2024 Primary Election

8/6/2024

Page 145

# Official Results

Registered Voters

8308 of 14761 = 56.28%

Precincts Reporting

0 of 42 = 0.00%

## 16 San Juan East - U18

0 of 0 registered voters = 0.00%

### Superintendent of Public Instruction

Choice	Party	Absentee Voting		Total	
Reid Saaris		0	0.00%	0	0.00%
Chris Reykdal		0	0.00%	0	0.00%
John Patterson Blair		0	0.00%	0	0.00%
David Olson		0	0.00%	0	0.00%
Cast Votes:		0	0.00%	0	0.00%
Undervotes:		0		0	
Overvotes:		0		0	
Unresolved write-in votes:		0		0	

### Insurance Commissioner

Choice	Party	Absentee Voting		Total	
Patty Kuderer		0	0.00%	0	0.00%
Chris D. Chung		0	0.00%	0	0.00%
Jonathan Hendrix		0	0.00%	0	0.00%
Bill Boyd		0	0.00%	0	0.00%
John Pestinger		0	0.00%	0	0.00%
Tim Verzal		0	0.00%	0	0.00%
Phil Fortunato		0	0.00%	0	0.00%
Justin Murta		0	0.00%	0	0.00%
Cast Votes:		0	0.00%	0	0.00%
Undervotes:		0		0	
Overvotes:		0		0	
Unresolved write-in votes:		0		0	

### State Senator

Choice	Party	Absentee Voting		Total	
Elizabeth (Liz) Lovelett		0	0.00%	0	0.00%
Charles Carrell		0	0.00%	0	0.00%
Cast Votes:		0	0.00%	0	0.00%
Undervotes:		0		0	
Overvotes:		0		0	
Unresolved write-in votes:		0		0	

Precinct Results Report

San Juan County

Official Results

2024 Primary Election

2024 Primary Election

Registered Voters

8308 of 14761 = 56.28%

Run Time 1:39 PM

8/6/2024

Precincts Reporting

0 of 42 = 0.00%

Run Date 09/25/2024

Page 146

16 San Juan East - U18

0 of 0 registered voters = 0.00%

State Representative Pos. 1

Choice	Party	Absentee Voting		Total	
Debra Lekanoff		0	0.00%	0	0.00%
	Cast Votes:	0	0.00%	0	0.00%
	Undervotes:	0		0	
	Overvotes:	0		0	
	Unresolved write-in votes:	0		0	

State Representative Pos. 2

Choice	Party	Absentee Voting		Total	
Alex Ramel		0	0.00%	0	0.00%
	Cast Votes:	0	0.00%	0	0.00%
	Undervotes:	0		0	
	Overvotes:	0		0	
	Unresolved write-in votes:	0		0	

Council Residency District 1

Choice	Party	Absentee Voting		Total	
Adrian Kilpatrick		0	0.00%	0	0.00%
Kari McVeigh		0	0.00%	0	0.00%
Stephanie O'Day		0	0.00%	0	0.00%
	Cast Votes:	0	0.00%	0	0.00%
	Undervotes:	0		0	
	Overvotes:	0		0	
	Unresolved write-in votes:	0		0	

Council Residency District 2

Choice	Party	Absentee Voting		Total	
Rick Hughes		0	0.00%	0	0.00%
Justin Paulsen		0	0.00%	0	0.00%
Jonathan Jonnie Welch		0	0.00%	0	0.00%
	Cast Votes:	0	0.00%	0	0.00%
	Undervotes:	0		0	
	Overvotes:	0		0	
	Unresolved write-in votes:	0		0	

**Precinct Results Report**

2024 Primary Election

Run Time 1:39 PM

Run Date 09/25/2024

**San Juan County**

2024 Primary Election

8/6/2024

Page 147

**Official Results**

**Registered Voters**

8308 of 14761 = 56.28%

**Precincts Reporting**

0 of 42 = 0.00%

**16 San Juan East - U18**

0 of 0 registered voters = 0.00%

**Justice Position 2**

Choice	Party	Absentee Voting		Total	
Todd A. Bloom		0	0.00%	0	0.00%
Sal Mungia		0	0.00%	0	0.00%
David R Shelvey		0	0.00%	0	0.00%
Dave Larson		0	0.00%	0	0.00%
	Cast Votes:	0	0.00%	0	0.00%
	Undervotes:	0		0	
	Overvotes:	0		0	
	Unresolved write-in votes:	0		0	

## Precinct Results Report

2024 Primary Election

Run Time 1:39 PM

Run Date 09/25/2024

## San Juan County

2024 Primary Election

8/6/2024

Page 148

## Official Results

Registered Voters

8308 of 14761 = 56.28%

Precincts Reporting

0 of 42 = 0.00%

### 17-A Turn Point

216 of 386 registered voters = 55.96%

### U.S. Senator

Choice	Party	Absentee Voting		Total	
Mel Ram		8	3.83%	8	3.83%
Dr Raul Garcia		32	15.31%	32	15.31%
David Tilton		0	0.00%	0	0.00%
Maria Cantwell		155	74.16%	155	74.16%
Chuck Jackson		2	0.96%	2	0.96%
Isaac A Holyk		6	2.87%	6	2.87%
Henry Clay Dennison		0	0.00%	0	0.00%
Scott Nazarino		2	0.96%	2	0.96%
Paul Lawrence Giesick		1	0.48%	1	0.48%
Thor Amundson		3	1.44%	3	1.44%
Goodspaceguy		0	0.00%	0	0.00%
Cast Votes:		209	100.00%	209	100.00%
Undervotes:		7		7	
Overvotes:		0		0	
Unresolved write-in votes:		0		0	

### Congressional District No. 2 - U.S. Representative

Choice	Party	Absentee Voting		Total	
Edwin Stickle		6	2.91%	6	2.91%
Daniel Miller		8	3.88%	8	3.88%
Cody Hart		21	10.19%	21	10.19%
Leif Johnson		17	8.25%	17	8.25%
Rick Larsen		128	62.14%	128	62.14%
Devin Hermanson		10	4.85%	10	4.85%
Jason Call		8	3.88%	8	3.88%
Josh Binda		8	3.88%	8	3.88%
Cast Votes:		206	100.00%	206	100.00%
Undervotes:		10		10	
Overvotes:		0		0	
Unresolved write-in votes:		0		0	

# Precinct Results Report

2024 Primary Election

Run Time 1:39 PM

Run Date 09/25/2024

# San Juan County

2024 Primary Election

8/6/2024

Page 149

# Official Results

Registered Voters

8308 of 14761 = 56.28%

Precincts Reporting

0 of 42 = 0.00%

## 17-A Turn Point

216 of 386 registered voters = 55.96%

### Governor

Choice	Party	Absentee Voting		Total	Total
Jim Daniel		6	2.88%	6	2.88%
Cassandra Magdalene Hanson		1	0.48%	1	0.48%
Jeff Curry		0	0.00%	0	0.00%
Alex Tsimerman		0	0.00%	0	0.00%
Mark Mullet		13	6.25%	13	6.25%
Martin Lee Wheeler		0	0.00%	0	0.00%
Jennifer Hoover		1	0.48%	1	0.48%
Andre Stackhouse		2	0.96%	2	0.96%
EL'ona Kearney		2	0.96%	2	0.96%
Ricky Anthony		1	0.48%	1	0.48%
Bob Ferguson		129	62.02%	129	62.02%
Chaytan Inman		0	0.00%	0	0.00%
Michael DePaula		0	0.00%	0	0.00%
Dave Reichert		43	20.67%	43	20.67%
Don L Rivers		0	0.00%	0	0.00%
Jim Clark		0	0.00%	0	0.00%
Fred Grant		1	0.48%	1	0.48%
Leon A Lawson		1	0.48%	1	0.48%
Edward Cale IV		0	0.00%	0	0.00%
Frank Dare		0	0.00%	0	0.00%
William Combs		0	0.00%	0	0.00%
Alan Makayev		0	0.00%	0	0.00%
Brian Bogen		0	0.00%	0	0.00%
A.L. Brown		1	0.48%	1	0.48%
Brad Mjelde		0	0.00%	0	0.00%
Bill Hirt		0	0.00%	0	0.00%
Rosetta Marshall-Williams		0	0.00%	0	0.00%
Semi Bird		7	3.37%	7	3.37%
Cast Votes:		208	100.00%	208	100.00%
Undervotes:		8		8	
Overvotes:		0		0	
Unresolved write-in votes:		0		0	

## Precinct Results Report

2024 Primary Election

Run Time 1:39 PM

Run Date 09/25/2024

## San Juan County

2024 Primary Election

8/6/2024

Page 150

## Official Results

Registered Voters

8308 of 14761 = 56.28%

Precincts Reporting

0 of 42 = 0.00%

### 17-A Turn Point

216 of 386 registered voters = 55.96%

#### Lt. Governor

Choice	Party	Absentee Voting		Total	
Patrick "Pat" Harman		5	2.60%	5	2.60%
David Griffin		22	11.46%	22	11.46%
Bob Hagglund		29	15.10%	29	15.10%
Dan Matthews		15	7.81%	15	7.81%
Denny Heck		121	63.02%	121	63.02%
	Cast Votes:	192	100.00%	192	100.00%
	Undervotes:	24		24	
	Overvotes:	0		0	
	Unresolved write-in votes:	0		0	

#### Secretary of State

Choice	Party	Absentee Voting		Total	
Marquez Tiggs		24	12.44%	24	12.44%
Dale Whitaker		44	22.80%	44	22.80%
Damon Townsend		9	4.66%	9	4.66%
Steve Hobbs		116	60.10%	116	60.10%
	Cast Votes:	193	100.00%	193	100.00%
	Undervotes:	23		23	
	Overvotes:	0		0	
	Unresolved write-in votes:	0		0	

#### State Treasurer

Choice	Party	Absentee Voting		Total	
Mike Pellicciotti		153	78.06%	153	78.06%
Sharon Hanek		43	21.94%	43	21.94%
	Cast Votes:	196	100.00%	196	100.00%
	Undervotes:	20		20	
	Overvotes:	0		0	
	Unresolved write-in votes:	0		0	

## Precinct Results Report

2024 Primary Election

Run Time 1:39 PM

Run Date 09/25/2024

## San Juan County

2024 Primary Election

8/6/2024

Page 151

## Official Results

Registered Voters

8308 of 14761 = 56.28%

Precincts Reporting

0 of 42 = 0.00%

### 17-A Turn Point

216 of 386 registered voters = 55.96%

#### State Auditor

Choice	Party	Absentee Voting		Total	
Matt Hawkins		43	22.16%	43	22.16%
Pat (Patrice) McCarthy		151	77.84%	151	77.84%
	Cast Votes:	194	100.00%	194	100.00%
	Undervotes:	22		22	
	Overvotes:	0		0	
	Unresolved write-in votes:	0		0	

#### Attorney General

Choice	Party	Absentee Voting		Total	
Pete Serrano		47	24.35%	47	24.35%
Nick Brown		75	38.86%	75	38.86%
Manka Dhingra		71	36.79%	71	36.79%
	Cast Votes:	193	100.00%	193	100.00%
	Undervotes:	23		23	
	Overvotes:	0		0	
	Unresolved write-in votes:	0		0	

#### Commissioner of Public Lands

Choice	Party	Absentee Voting		Total	
Allen Lebovitz		34	18.28%	34	18.28%
Jaime Herrera Beutler		20	10.75%	20	10.75%
Dave Upthegrove		46	24.73%	46	24.73%
Sue Kuehl Pederson		31	16.67%	31	16.67%
Patrick DePoe		29	15.59%	29	15.59%
Jeralee Anderson		9	4.84%	9	4.84%
Kevin Van De Wege		17	9.14%	17	9.14%
	Cast Votes:	186	100.00%	186	100.00%
	Undervotes:	30		30	
	Overvotes:	0		0	
	Unresolved write-in votes:	0		0	

## Precinct Results Report

2024 Primary Election

Run Time 1:39 PM

Run Date 09/25/2024

## San Juan County

2024 Primary Election

8/6/2024

Page 152

## Official Results

Registered Voters

8308 of 14761 = 56.28%

Precincts Reporting

0 of 42 = 0.00%

### 17-A Turn Point

216 of 386 registered voters = 55.96%

#### Superintendent of Public Instruction

Choice	Party	Absentee Voting		Total	
Reid Saaris		61	36.53%	61	36.53%
Chris Reykdal		61	36.53%	61	36.53%
John Patterson Blair		6	3.59%	6	3.59%
David Olson		39	23.35%	39	23.35%
Cast Votes:		167	100.00%	167	100.00%
Undervotes:		49		49	
Overvotes:		0		0	
Unresolved write-in votes:		0		0	

#### Insurance Commissioner

Choice	Party	Absentee Voting		Total	
Patty Kuderer		100	57.14%	100	57.14%
Chris D. Chung		6	3.43%	6	3.43%
Jonathan Hendrix		4	2.29%	4	2.29%
Bill Boyd		4	2.29%	4	2.29%
John Pestinger		14	8.00%	14	8.00%
Tim Verzal		1	0.57%	1	0.57%
Phil Fortunato		38	21.71%	38	21.71%
Justin Murta		8	4.57%	8	4.57%
Cast Votes:		175	100.00%	175	100.00%
Undervotes:		41		41	
Overvotes:		0		0	
Unresolved write-in votes:		0		0	

#### State Senator

Choice	Party	Absentee Voting		Total	
Elizabeth (Liz) Lovelett		151	75.50%	151	75.50%
Charles Carrell		49	24.50%	49	24.50%
Cast Votes:		200	100.00%	200	100.00%
Undervotes:		16		16	
Overvotes:		0		0	
Unresolved write-in votes:		0		0	

# Precinct Results Report

2024 Primary Election

Run Time 1:39 PM

Run Date 09/25/2024

# San Juan County

2024 Primary Election

8/6/2024

Page 153

# Official Results

Registered Voters

8308 of 14761 = 56.28%

Precincts Reporting

0 of 42 = 0.00%

## 17-A Turn Point

216 of 386 registered voters = 55.96%

### State Representative Pos. 1

Choice	Party	Absentee Voting		Total	
Debra Lekanoff		149	100.00%	149	100.00%
	Cast Votes:	149	100.00%	149	100.00%
	Undervotes:	66		66	
	Overvotes:	0		0	
	Unresolved write-in votes:	1		1	

### State Representative Pos. 2

Choice	Party	Absentee Voting		Total	
Alex Ramel		146	100.00%	146	100.00%
	Cast Votes:	146	100.00%	146	100.00%
	Undervotes:	69		69	
	Overvotes:	0		0	
	Unresolved write-in votes:	1		1	

### Council Residency District 1

Choice	Party	Absentee Voting		Total	
Adrian Kilpatrick		31	15.50%	31	15.50%
Kari McVeigh		94	47.00%	94	47.00%
Stephanie O'Day		75	37.50%	75	37.50%
	Cast Votes:	200	100.00%	200	100.00%
	Undervotes:	16		16	
	Overvotes:	0		0	
	Unresolved write-in votes:	0		0	

### Council Residency District 2

Choice	Party	Absentee Voting		Total	
Rick Hughes		95	53.37%	95	53.37%
Justin Paulsen		77	43.26%	77	43.26%
Jonathan Jonnie Welch		6	3.37%	6	3.37%
	Cast Votes:	178	100.00%	178	100.00%
	Undervotes:	37		37	
	Overvotes:	0		0	
	Unresolved write-in votes:	1		1	

**Precinct Results Report**

2024 Primary Election

Run Time 1:39 PM

Run Date 09/25/2024

**San Juan County**

2024 Primary Election

8/6/2024

Page 154

**Official Results**

**Registered Voters**

8308 of 14761 = 56.28%

**Precincts Reporting**

0 of 42 = 0.00%

**17-A Turn Point**

216 of 386 registered voters = 55.96%

**Justice Position 2**

Choice	Party	Absentee Voting		Total	
Todd A. Bloom		26	15.48%	26	15.48%
Sal Mungia		91	54.17%	91	54.17%
David R Shelvey		1	0.60%	1	0.60%
Dave Larson		50	29.76%	50	29.76%
Cast Votes:		168	100.00%	168	100.00%
Undervotes:		48		48	
Overvotes:		0		0	
Unresolved write-in votes:		0		0	

**Proposition No. 1 - Levy Lid Lift**

Choice	Party	Absentee Voting		Total	
Yes		122	59.22%	122	59.22%
No		84	40.78%	84	40.78%
Cast Votes:		206	100.00%	206	100.00%
Undervotes:		10		10	
Overvotes:		0		0	
Unresolved write-in votes:		0		0	

## Precinct Results Report

2024 Primary Election

Run Time 1:39 PM

Run Date 09/25/2024

## San Juan County

2024 Primary Election

8/6/2024

Page 155

## Official Results

Registered Voters

8308 of 14761 = 56.28%

Precincts Reporting

0 of 42 = 0.00%

### 17-B Turn Point

4 of 8 registered voters = 50.00%

### U.S. Senator

Choice	Party	Absentee Voting		Total	
Mel Ram		0	0.00%	0	0.00%
Dr Raul Garcia		0	0.00%	0	0.00%
David Tilton		0	0.00%	0	0.00%
Maria Cantwell		4	100.00%	4	100.00%
Chuck Jackson		0	0.00%	0	0.00%
Isaac A Holyk		0	0.00%	0	0.00%
Henry Clay Dennison		0	0.00%	0	0.00%
Scott Nazarino		0	0.00%	0	0.00%
Paul Lawrence Giesick		0	0.00%	0	0.00%
Thor Amundson		0	0.00%	0	0.00%
Goodspaceguy		0	0.00%	0	0.00%
Cast Votes:		4	100.00%	4	100.00%
Undervotes:		0		0	
Overvotes:		0		0	
Unresolved write-in votes:		0		0	

### Congressional District No. 2 - U.S. Representative

Choice	Party	Absentee Voting		Total	
Edwin Stickle		0	0.00%	0	0.00%
Daniel Miller		0	0.00%	0	0.00%
Cody Hart		0	0.00%	0	0.00%
Leif Johnson		0	0.00%	0	0.00%
Rick Larsen		3	100.00%	3	100.00%
Devin Hermanson		0	0.00%	0	0.00%
Jason Call		0	0.00%	0	0.00%
Josh Binda		0	0.00%	0	0.00%
Cast Votes:		3	100.00%	3	100.00%
Undervotes:		1		1	
Overvotes:		0		0	
Unresolved write-in votes:		0		0	

Precinct Results Report

2024 Primary Election

Run Time 1:39 PM

Run Date 09/25/2024

San Juan County

2024 Primary Election

8/6/2024

Page 156

Official Results

Registered Voters

8308 of 14761 = 56.28%

Precincts Reporting

0 of 42 = 0.00%

17-B Turn Point

4 of 8 registered voters = 50.00%

Governor

Choice	Party	Absentee Voting		Total
Jim Daniel		0	0.00%	0 0.00%
Cassandra Magdalene Hanson		0	0.00%	0 0.00%
Jeff Curry		0	0.00%	0 0.00%
Alex Tsimerman		0	0.00%	0 0.00%
Mark Mullet		0	0.00%	0 0.00%
Martin Lee Wheeler		0	0.00%	0 0.00%
Jennifer Hoover		0	0.00%	0 0.00%
Andre Stackhouse		0	0.00%	0 0.00%
EL'ona Kearney		0	0.00%	0 0.00%
Ricky Anthony		0	0.00%	0 0.00%
Bob Ferguson		3	75.00%	3 75.00%
Chaytan Inman		0	0.00%	0 0.00%
Michael DePaula		0	0.00%	0 0.00%
Dave Reichert		1	25.00%	1 25.00%
Don L Rivers		0	0.00%	0 0.00%
Jim Clark		0	0.00%	0 0.00%
Fred Grant		0	0.00%	0 0.00%
Leon A Lawson		0	0.00%	0 0.00%
Edward Cale IV		0	0.00%	0 0.00%
Frank Dare		0	0.00%	0 0.00%
William Combs		0	0.00%	0 0.00%
Alan Makayev		0	0.00%	0 0.00%
Brian Bogen		0	0.00%	0 0.00%
A.L. Brown		0	0.00%	0 0.00%
Brad Mjelde		0	0.00%	0 0.00%
Bill Hirt		0	0.00%	0 0.00%
Rosetta Marshall-Williams		0	0.00%	0 0.00%
Semi Bird		0	0.00%	0 0.00%
Cast Votes:		4	100.00%	4 100.00%
Undervotes:		0		0
Overvotes:		0		0
Unresolved write-in votes:		0		0

## Precinct Results Report

2024 Primary Election

Run Time 1:39 PM

Run Date 09/25/2024

## San Juan County

2024 Primary Election

8/6/2024

Page 157

## Official Results

Registered Voters

8308 of 14761 = 56.28%

Precincts Reporting

0 of 42 = 0.00%

### 17-B Turn Point

4 of 8 registered voters = 50.00%

### Lt. Governor

Choice	Party	Absentee Voting		Total	
Patrick "Pat" Harman		0	0.00%	0	0.00%
David Griffin		0	0.00%	0	0.00%
Bob Hagglund		0	0.00%	0	0.00%
Dan Matthews		1	25.00%	1	25.00%
Denny Heck		3	75.00%	3	75.00%
	Cast Votes:	4	100.00%	4	100.00%
	Undervotes:	0		0	
	Overvotes:	0		0	
	Unresolved write-in votes:	0		0	

### Secretary of State

Choice	Party	Absentee Voting		Total	
Marquez Tiggs		0	0.00%	0	0.00%
Dale Whitaker		0	0.00%	0	0.00%
Damon Townsend		0	0.00%	0	0.00%
Steve Hobbs		3	100.00%	3	100.00%
	Cast Votes:	3	100.00%	3	100.00%
	Undervotes:	1		1	
	Overvotes:	0		0	
	Unresolved write-in votes:	0		0	

### State Treasurer

Choice	Party	Absentee Voting		Total	
Mike Pellicciotti		3	100.00%	3	100.00%
Sharon Hanek		0	0.00%	0	0.00%
	Cast Votes:	3	100.00%	3	100.00%
	Undervotes:	1		1	
	Overvotes:	0		0	
	Unresolved write-in votes:	0		0	

## Precinct Results Report

2024 Primary Election

Run Time 1:39 PM

Run Date 09/25/2024

## San Juan County

2024 Primary Election

8/6/2024

Page 158

## Official Results

Registered Voters

8308 of 14761 = 56.28%

Precincts Reporting

0 of 42 = 0.00%

### 17-B Turn Point

4 of 8 registered voters = 50.00%

### State Auditor

Choice	Party	Absentee Voting		Total	
Matt Hawkins		0	0.00%	0	0.00%
Pat (Patrice) McCarthy		3	100.00%	3	100.00%
	Cast Votes:	3	100.00%	3	100.00%
	Undervotes:	1		1	
	Overvotes:	0		0	
	Unresolved write-in votes:	0		0	

### Attorney General

Choice	Party	Absentee Voting		Total	
Pete Serrano		0	0.00%	0	0.00%
Nick Brown		2	50.00%	2	50.00%
Manka Dhingra		2	50.00%	2	50.00%
	Cast Votes:	4	100.00%	4	100.00%
	Undervotes:	0		0	
	Overvotes:	0		0	
	Unresolved write-in votes:	0		0	

### Commissioner of Public Lands

Choice	Party	Absentee Voting		Total	
Allen Lebovitz		0	0.00%	0	0.00%
Jaime Herrera Beutler		0	0.00%	0	0.00%
Dave Upthegrove		1	33.33%	1	33.33%
Sue Kuehl Pederson		0	0.00%	0	0.00%
Patrick DePoe		2	66.67%	2	66.67%
Jeralee Anderson		0	0.00%	0	0.00%
Kevin Van De Wege		0	0.00%	0	0.00%
	Cast Votes:	3	100.00%	3	100.00%
	Undervotes:	1		1	
	Overvotes:	0		0	
	Unresolved write-in votes:	0		0	

# Precinct Results Report

2024 Primary Election

Run Time 1:39 PM

Run Date 09/25/2024

# San Juan County

2024 Primary Election

8/6/2024

Page 159

# Official Results

Registered Voters

8308 of 14761 = 56.28%

Precincts Reporting

0 of 42 = 0.00%

## 17-B Turn Point

4 of 8 registered voters = 50.00%

### Superintendent of Public Instruction

Choice	Party	Absentee Voting		Total	
Reid Saaris		2	66.67%	2	66.67%
Chris Reykdal		1	33.33%	1	33.33%
John Patterson Blair		0	0.00%	0	0.00%
David Olson		0	0.00%	0	0.00%
Cast Votes:		3	100.00%	3	100.00%
Undervotes:		1		1	
Overvotes:		0		0	
Unresolved write-in votes:		0		0	

### Insurance Commissioner

Choice	Party	Absentee Voting		Total	
Patty Kuderer		3	100.00%	3	100.00%
Chris D. Chung		0	0.00%	0	0.00%
Jonathan Hendrix		0	0.00%	0	0.00%
Bill Boyd		0	0.00%	0	0.00%
John Pestinger		0	0.00%	0	0.00%
Tim Verzal		0	0.00%	0	0.00%
Phil Fortunato		0	0.00%	0	0.00%
Justin Murta		0	0.00%	0	0.00%
Cast Votes:		3	100.00%	3	100.00%
Undervotes:		1		1	
Overvotes:		0		0	
Unresolved write-in votes:		0		0	

### State Senator

Choice	Party	Absentee Voting		Total	
Elizabeth (Liz) Lovelett		3	100.00%	3	100.00%
Charles Carrell		0	0.00%	0	0.00%
Cast Votes:		3	100.00%	3	100.00%
Undervotes:		1		1	
Overvotes:		0		0	
Unresolved write-in votes:		0		0	

## Precinct Results Report

2024 Primary Election

Run Time 1:39 PM

Run Date 09/25/2024

## San Juan County

2024 Primary Election

8/6/2024

Page 160

## Official Results

Registered Voters

8308 of 14761 = 56.28%

Precincts Reporting

0 of 42 = 0.00%

### 17-B Turn Point

4 of 8 registered voters = 50.00%

#### State Representative Pos. 1

Choice	Party	Absentee Voting		Total	
Debra Lekanoff		3	100.00%	3	100.00%
	Cast Votes:	3	100.00%	3	100.00%
	Undervotes:	1		1	
	Overvotes:	0		0	
	Unresolved write-in votes:	0		0	

#### State Representative Pos. 2

Choice	Party	Absentee Voting		Total	
Alex Ramel		3	100.00%	3	100.00%
	Cast Votes:	3	100.00%	3	100.00%
	Undervotes:	1		1	
	Overvotes:	0		0	
	Unresolved write-in votes:	0		0	

#### Council Residency District 1

Choice	Party	Absentee Voting		Total	
Adrian Kilpatrick		0	0.00%	0	0.00%
Kari McVeigh		2	66.67%	2	66.67%
Stephanie O'Day		1	33.33%	1	33.33%
	Cast Votes:	3	100.00%	3	100.00%
	Undervotes:	1		1	
	Overvotes:	0		0	
	Unresolved write-in votes:	0		0	

#### Council Residency District 2

Choice	Party	Absentee Voting		Total	
Rick Hughes		1	33.33%	1	33.33%
Justin Paulsen		2	66.67%	2	66.67%
Jonathan Jonnie Welch		0	0.00%	0	0.00%
	Cast Votes:	3	100.00%	3	100.00%
	Undervotes:	1		1	
	Overvotes:	0		0	
	Unresolved write-in votes:	0		0	

**Precinct Results Report**

2024 Primary Election

Run Time 1:39 PM

Run Date 09/25/2024

**San Juan County**

2024 Primary Election

8/6/2024

Page 161

**Official Results**

**Registered Voters**

8308 of 14761 = 56.28%

**Precincts Reporting**

0 of 42 = 0.00%

**17-B Turn Point**

4 of 8 registered voters = 50.00%

**Justice Position 2**

Choice	Party	Absentee Voting		Total	
Todd A. Bloom		0	0.00%	0	0.00%
Sal Mungia		2	100.00%	2	100.00%
David R Shelvey		0	0.00%	0	0.00%
Dave Larson		0	0.00%	0	0.00%
Cast Votes:		2	100.00%	2	100.00%
Undervotes:		2		2	
Overvotes:		0		0	
Unresolved write-in votes:		0		0	

**Precinct Results Report**

2024 Primary Election

Run Time 1:39 PM

Run Date 09/25/2024

**San Juan County**

2024 Primary Election

8/6/2024

Page 162

**Official Results**

**Registered Voters**

8308 of 14761 = 56.28%

**Precincts Reporting**

0 of 42 = 0.00%

**17-A Turn Point - U18**

0 of 0 registered voters = 0.00%

**U.S. Senator**

Choice	Party	Absentee Voting		Total
Mel Ram		0	0.00%	0 0.00%
Dr Raul Garcia		0	0.00%	0 0.00%
David Tilton		0	0.00%	0 0.00%
Maria Cantwell		0	0.00%	0 0.00%
Chuck Jackson		0	0.00%	0 0.00%
Isaac A Holyk		0	0.00%	0 0.00%
Henry Clay Dennison		0	0.00%	0 0.00%
Scott Nazarino		0	0.00%	0 0.00%
Paul Lawrence Giesick		0	0.00%	0 0.00%
Thor Amundson		0	0.00%	0 0.00%
Goodspaceguy		0	0.00%	0 0.00%
Cast Votes:		0	0.00%	0 0.00%
Undervotes:		0		0
Overvotes:		0		0
Unresolved write-in votes:		0		0

**Congressional District No. 2 - U.S. Representative**

Choice	Party	Absentee Voting		Total
Edwin Stickle		0	0.00%	0 0.00%
Daniel Miller		0	0.00%	0 0.00%
Cody Hart		0	0.00%	0 0.00%
Leif Johnson		0	0.00%	0 0.00%
Rick Larsen		0	0.00%	0 0.00%
Devin Hermanson		0	0.00%	0 0.00%
Jason Call		0	0.00%	0 0.00%
Josh Binda		0	0.00%	0 0.00%
Cast Votes:		0	0.00%	0 0.00%
Undervotes:		0		0
Overvotes:		0		0
Unresolved write-in votes:		0		0

Precinct Results Report

San Juan County

Official Results

2024 Primary Election

2024 Primary Election

Registered Voters

8308 of 14761 = 56.28%

Run Time 1:39 PM

8/6/2024

Precincts Reporting

0 of 42 = 0.00%

Run Date 09/25/2024

Page 163

17-A Turn Point - U18

0 of 0 registered voters = 0.00%

Governor

Choice	Party	Absentee Voting		Total
Jim Daniel		0	0.00%	0 0.00%
Cassandra Magdalene Hanson		0	0.00%	0 0.00%
Jeff Curry		0	0.00%	0 0.00%
Alex Tsimerman		0	0.00%	0 0.00%
Mark Mullet		0	0.00%	0 0.00%
Martin Lee Wheeler		0	0.00%	0 0.00%
Jennifer Hoover		0	0.00%	0 0.00%
Andre Stackhouse		0	0.00%	0 0.00%
EL'ona Kearney		0	0.00%	0 0.00%
Ricky Anthony		0	0.00%	0 0.00%
Bob Ferguson		0	0.00%	0 0.00%
Chaytan Inman		0	0.00%	0 0.00%
Michael DePaula		0	0.00%	0 0.00%
Dave Reichert		0	0.00%	0 0.00%
Don L Rivers		0	0.00%	0 0.00%
Jim Clark		0	0.00%	0 0.00%
Fred Grant		0	0.00%	0 0.00%
Leon A Lawson		0	0.00%	0 0.00%
Edward Cale IV		0	0.00%	0 0.00%
Frank Dare		0	0.00%	0 0.00%
William Combs		0	0.00%	0 0.00%
Alan Makayev		0	0.00%	0 0.00%
Brian Bogen		0	0.00%	0 0.00%
A.L. Brown		0	0.00%	0 0.00%
Brad Mjelde		0	0.00%	0 0.00%
Bill Hirt		0	0.00%	0 0.00%
Rosetta Marshall-Williams		0	0.00%	0 0.00%
Semi Bird		0	0.00%	0 0.00%
Cast Votes:		0	0.00%	0 0.00%
Undervotes:		0		0
Overvotes:		0		0
Unresolved write-in votes:		0		0

# Precinct Results Report

2024 Primary Election

Run Time 1:39 PM

Run Date 09/25/2024

# San Juan County

2024 Primary Election

8/6/2024

Page 164

# Official Results

Registered Voters

8308 of 14761 = 56.28%

Precincts Reporting

0 of 42 = 0.00%

## 17-A Turn Point - U18

0 of 0 registered voters = 0.00%

### Lt. Governor

Choice	Party	Absentee Voting		Total
Patrick "Pat" Harman		0	0.00%	0 0.00%
David Griffin		0	0.00%	0 0.00%
Bob Hagglund		0	0.00%	0 0.00%
Dan Matthews		0	0.00%	0 0.00%
Denny Heck		0	0.00%	0 0.00%
	Cast Votes:	0	0.00%	0 0.00%
	Undervotes:	0		0
	Overvotes:	0		0
	Unresolved write-in votes:	0		0

### Secretary of State

Choice	Party	Absentee Voting		Total
Marquez Tiggs		0	0.00%	0 0.00%
Dale Whitaker		0	0.00%	0 0.00%
Damon Townsend		0	0.00%	0 0.00%
Steve Hobbs		0	0.00%	0 0.00%
	Cast Votes:	0	0.00%	0 0.00%
	Undervotes:	0		0
	Overvotes:	0		0
	Unresolved write-in votes:	0		0

### State Treasurer

Choice	Party	Absentee Voting		Total
Mike Pellicciotti		0	0.00%	0 0.00%
Sharon Hanek		0	0.00%	0 0.00%
	Cast Votes:	0	0.00%	0 0.00%
	Undervotes:	0		0
	Overvotes:	0		0
	Unresolved write-in votes:	0		0

## Precinct Results Report

2024 Primary Election

Run Time 1:39 PM

Run Date 09/25/2024

## San Juan County

2024 Primary Election

8/6/2024

Page 165

## Official Results

Registered Voters

8308 of 14761 = 56.28%

Precincts Reporting

0 of 42 = 0.00%

### 17-A Turn Point - U18

0 of 0 registered voters = 0.00%

#### State Auditor

Choice	Party	Absentee Voting		Total	
Matt Hawkins		0	0.00%	0	0.00%
Pat (Patrice) McCarthy		0	0.00%	0	0.00%
	Cast Votes:	0	0.00%	0	0.00%
	Undervotes:	0		0	
	Overvotes:	0		0	
	Unresolved write-in votes:	0		0	

#### Attorney General

Choice	Party	Absentee Voting		Total	
Pete Serrano		0	0.00%	0	0.00%
Nick Brown		0	0.00%	0	0.00%
Manka Dhingra		0	0.00%	0	0.00%
	Cast Votes:	0	0.00%	0	0.00%
	Undervotes:	0		0	
	Overvotes:	0		0	
	Unresolved write-in votes:	0		0	

#### Commissioner of Public Lands

Choice	Party	Absentee Voting		Total	
Allen Lebovitz		0	0.00%	0	0.00%
Jaime Herrera Beutler		0	0.00%	0	0.00%
Dave Upthegrove		0	0.00%	0	0.00%
Sue Kuehl Pederson		0	0.00%	0	0.00%
Patrick DePoe		0	0.00%	0	0.00%
Jeralee Anderson		0	0.00%	0	0.00%
Kevin Van De Wege		0	0.00%	0	0.00%
	Cast Votes:	0	0.00%	0	0.00%
	Undervotes:	0		0	
	Overvotes:	0		0	
	Unresolved write-in votes:	0		0	

# Precinct Results Report

2024 Primary Election

Run Time 1:39 PM

Run Date 09/25/2024

# San Juan County

2024 Primary Election

8/6/2024

Page 166

# Official Results

Registered Voters

8308 of 14761 = 56.28%

Precincts Reporting

0 of 42 = 0.00%

## 17-A Turn Point - U18

0 of 0 registered voters = 0.00%

### Superintendent of Public Instruction

Choice	Party	Absentee Voting		Total	
Reid Saaris		0	0.00%	0	0.00%
Chris Reykdal		0	0.00%	0	0.00%
John Patterson Blair		0	0.00%	0	0.00%
David Olson		0	0.00%	0	0.00%
	Cast Votes:	0	0.00%	0	0.00%
	Undervotes:	0		0	
	Overvotes:	0		0	
	Unresolved write-in votes:	0		0	

### Insurance Commissioner

Choice	Party	Absentee Voting		Total	
Patty Kuderer		0	0.00%	0	0.00%
Chris D. Chung		0	0.00%	0	0.00%
Jonathan Hendrix		0	0.00%	0	0.00%
Bill Boyd		0	0.00%	0	0.00%
John Pestinger		0	0.00%	0	0.00%
Tim Verzal		0	0.00%	0	0.00%
Phil Fortunato		0	0.00%	0	0.00%
Justin Murta		0	0.00%	0	0.00%
	Cast Votes:	0	0.00%	0	0.00%
	Undervotes:	0		0	
	Overvotes:	0		0	
	Unresolved write-in votes:	0		0	

### State Senator

Choice	Party	Absentee Voting		Total	
Elizabeth (Liz) Lovelett		0	0.00%	0	0.00%
Charles Carrell		0	0.00%	0	0.00%
	Cast Votes:	0	0.00%	0	0.00%
	Undervotes:	0		0	
	Overvotes:	0		0	
	Unresolved write-in votes:	0		0	

Precinct Results Report

San Juan County

Official Results

2024 Primary Election

2024 Primary Election

Registered Voters

8308 of 14761 = 56.28%

Run Time 1:39 PM

8/6/2024

Precincts Reporting

0 of 42 = 0.00%

Run Date 09/25/2024

Page 167

17-A Turn Point - U18

0 of 0 registered voters = 0.00%

State Representative Pos. 1

Choice	Party	Absentee Voting		Total	
Debra Lekanoff		0	0.00%	0	0.00%
	Cast Votes:	0	0.00%	0	0.00%
	Undervotes:	0		0	
	Overvotes:	0		0	
	Unresolved write-in votes:	0		0	

State Representative Pos. 2

Choice	Party	Absentee Voting		Total	
Alex Ramel		0	0.00%	0	0.00%
	Cast Votes:	0	0.00%	0	0.00%
	Undervotes:	0		0	
	Overvotes:	0		0	
	Unresolved write-in votes:	0		0	

Council Residency District 1

Choice	Party	Absentee Voting		Total	
Adrian Kilpatrick		0	0.00%	0	0.00%
Kari McVeigh		0	0.00%	0	0.00%
Stephanie O'Day		0	0.00%	0	0.00%
	Cast Votes:	0	0.00%	0	0.00%
	Undervotes:	0		0	
	Overvotes:	0		0	
	Unresolved write-in votes:	0		0	

Council Residency District 2

Choice	Party	Absentee Voting		Total	
Rick Hughes		0	0.00%	0	0.00%
Justin Paulsen		0	0.00%	0	0.00%
Jonathan Jonnie Welch		0	0.00%	0	0.00%
	Cast Votes:	0	0.00%	0	0.00%
	Undervotes:	0		0	
	Overvotes:	0		0	
	Unresolved write-in votes:	0		0	

**Precinct Results Report**

2024 Primary Election

Run Time 1:39 PM

Run Date 09/25/2024

**San Juan County**

2024 Primary Election

8/6/2024

Page 168

**Official Results**

**Registered Voters**

8308 of 14761 = 56.28%

**Precincts Reporting**

0 of 42 = 0.00%

**17-A Turn Point - U18**

0 of 0 registered voters = 0.00%

**Justice Position 2**

Choice	Party	Absentee Voting		Total	
Todd A. Bloom		0	0.00%	0	0.00%
Sal Mungia		0	0.00%	0	0.00%
David R Shelvey		0	0.00%	0	0.00%
Dave Larson		0	0.00%	0	0.00%
Cast Votes:		0	0.00%	0	0.00%
Undervotes:		0		0	
Overvotes:		0		0	
Unresolved write-in votes:		0		0	

## Precinct Results Report

2024 Primary Election

Run Time 1:39 PM

Run Date 09/25/2024

## San Juan County

2024 Primary Election

8/6/2024

Page 169

## Official Results

Registered Voters

8308 of 14761 = 56.28%

Precincts Reporting

0 of 42 = 0.00%

### 20 Waldron & Outer Is

53 of 120 registered voters = 44.17%

#### U.S. Senator

Choice	Party	Absentee Voting		Total	
Mel Ram		0	0.00%	0	0.00%
Dr Raul Garcia		3	5.66%	3	5.66%
David Tilton		1	1.89%	1	1.89%
Maria Cantwell		42	79.25%	42	79.25%
Chuck Jackson		3	5.66%	3	5.66%
Isaac A Holyk		0	0.00%	0	0.00%
Henry Clay Dennison		0	0.00%	0	0.00%
Scott Nazarino		0	0.00%	0	0.00%
Paul Lawrence Giesick		2	3.77%	2	3.77%
Thor Amundson		2	3.77%	2	3.77%
Goodspaceguy		0	0.00%	0	0.00%
Cast Votes:		53	100.00%	53	100.00%
Undervotes:		0		0	
Overvotes:		0		0	
Unresolved write-in votes:		0		0	

#### Congressional District No. 2 - U.S. Representative

Choice	Party	Absentee Voting		Total	
Edwin Stickle		1	1.96%	1	1.96%
Daniel Miller		0	0.00%	0	0.00%
Cody Hart		0	0.00%	0	0.00%
Leif Johnson		1	1.96%	1	1.96%
Rick Larsen		35	68.63%	35	68.63%
Devin Hermanson		1	1.96%	1	1.96%
Jason Call		10	19.61%	10	19.61%
Josh Binda		3	5.88%	3	5.88%
Cast Votes:		51	100.00%	51	100.00%
Undervotes:		2		2	
Overvotes:		0		0	
Unresolved write-in votes:		0		0	

Precinct Results Report

2024 Primary Election

Run Time 1:39 PM

Run Date 09/25/2024

San Juan County

2024 Primary Election

8/6/2024

Page 170

Official Results

Registered Voters

8308 of 14761 = 56.28%

Precincts Reporting

0 of 42 = 0.00%

20 Waldron & Outer Is

53 of 120 registered voters = 44.17%

Governor

Choice	Party	Absentee Voting		Total	Total
Jim Daniel		0	0.00%	0	0.00%
Cassandra Magdalene Hanson		0	0.00%	0	0.00%
Jeff Curry		0	0.00%	0	0.00%
Alex Tsimerman		0	0.00%	0	0.00%
Mark Mullet		1	1.89%	1	1.89%
Martin Lee Wheeler		0	0.00%	0	0.00%
Jennifer Hoover		0	0.00%	0	0.00%
Andre Stackhouse		2	3.77%	2	3.77%
EL'ona Kearney		0	0.00%	0	0.00%
Ricky Anthony		0	0.00%	0	0.00%
Bob Ferguson		43	81.13%	43	81.13%
Chaytan Inman		0	0.00%	0	0.00%
Michael DePaula		0	0.00%	0	0.00%
Dave Reichert		4	7.55%	4	7.55%
Don L Rivers		1	1.89%	1	1.89%
Jim Clark		0	0.00%	0	0.00%
Fred Grant		1	1.89%	1	1.89%
Leon A Lawson		0	0.00%	0	0.00%
Edward Cale IV		0	0.00%	0	0.00%
Frank Dare		0	0.00%	0	0.00%
William Combs		0	0.00%	0	0.00%
Alan Makayev		0	0.00%	0	0.00%
Brian Bogen		0	0.00%	0	0.00%
A.L. Brown		0	0.00%	0	0.00%
Brad Mjelde		0	0.00%	0	0.00%
Bill Hirt		0	0.00%	0	0.00%
Rosetta Marshall-Williams		1	1.89%	1	1.89%
Semi Bird		0	0.00%	0	0.00%
	Cast Votes:	53	100.00%	53	100.00%
	Undervotes:	0		0	
	Overvotes:	0		0	
	Unresolved write-in votes:	0		0	

## Precinct Results Report

2024 Primary Election

Run Time 1:39 PM

Run Date 09/25/2024

## San Juan County

2024 Primary Election

8/6/2024

Page 171

## Official Results

Registered Voters

8308 of 14761 = 56.28%

Precincts Reporting

0 of 42 = 0.00%

### 20 Waldron & Outer Is

53 of 120 registered voters = 44.17%

#### Lt. Governor

Choice	Party	Absentee Voting		Total	
Patrick "Pat" Harman		0	0.00%	0	0.00%
David Griffin		1	2.00%	1	2.00%
Bob Hagglund		2	4.00%	2	4.00%
Dan Matthews		1	2.00%	1	2.00%
Denny Heck		46	92.00%	46	92.00%
	Cast Votes:	50	100.00%	50	100.00%
	Undervotes:	3		3	
	Overvotes:	0		0	
	Unresolved write-in votes:	0		0	

#### Secretary of State

Choice	Party	Absentee Voting		Total	
Marquez Tiggs		4	7.84%	4	7.84%
Dale Whitaker		2	3.92%	2	3.92%
Damon Townsend		3	5.88%	3	5.88%
Steve Hobbs		42	82.35%	42	82.35%
	Cast Votes:	51	100.00%	51	100.00%
	Undervotes:	2		2	
	Overvotes:	0		0	
	Unresolved write-in votes:	0		0	

#### State Treasurer

Choice	Party	Absentee Voting		Total	
Mike Pellicciotti		47	94.00%	47	94.00%
Sharon Hanek		3	6.00%	3	6.00%
	Cast Votes:	50	100.00%	50	100.00%
	Undervotes:	3		3	
	Overvotes:	0		0	
	Unresolved write-in votes:	0		0	

## Precinct Results Report

2024 Primary Election

Run Time 1:39 PM

Run Date 09/25/2024

## San Juan County

2024 Primary Election

8/6/2024

Page 172

## Official Results

Registered Voters

8308 of 14761 = 56.28%

Precincts Reporting

0 of 42 = 0.00%

### 20 Waldron & Outer Is

53 of 120 registered voters = 44.17%

#### State Auditor

Choice	Party	Absentee Voting		Total	
Matt Hawkins		3	6.00%	3	6.00%
Pat (Patrice) McCarthy		47	94.00%	47	94.00%
	Cast Votes:	50	100.00%	50	100.00%
	Undervotes:	3		3	
	Overvotes:	0		0	
	Unresolved write-in votes:	0		0	

#### Attorney General

Choice	Party	Absentee Voting		Total	
Pete Serrano		3	6.12%	3	6.12%
Nick Brown		22	44.90%	22	44.90%
Manka Dhingra		24	48.98%	24	48.98%
	Cast Votes:	49	100.00%	49	100.00%
	Undervotes:	4		4	
	Overvotes:	0		0	
	Unresolved write-in votes:	0		0	

#### Commissioner of Public Lands

Choice	Party	Absentee Voting		Total	
Allen Lebovitz		6	12.00%	6	12.00%
Jaime Herrera Beutler		1	2.00%	1	2.00%
Dave Upthegrove		31	62.00%	31	62.00%
Sue Kuehl Pederson		2	4.00%	2	4.00%
Patrick DePoe		9	18.00%	9	18.00%
Jeralee Anderson		0	0.00%	0	0.00%
Kevin Van De Wege		1	2.00%	1	2.00%
	Cast Votes:	50	100.00%	50	100.00%
	Undervotes:	3		3	
	Overvotes:	0		0	
	Unresolved write-in votes:	0		0	

## Precinct Results Report

2024 Primary Election

Run Time 1:39 PM

Run Date 09/25/2024

## San Juan County

2024 Primary Election

8/6/2024

Page 173

## Official Results

Registered Voters

8308 of 14761 = 56.28%

Precincts Reporting

0 of 42 = 0.00%

### 20 Waldron & Outer Is

53 of 120 registered voters = 44.17%

#### Superintendent of Public Instruction

Choice	Party	Absentee Voting		Total	
Reid Saaris		19	39.58%	19	39.58%
Chris Reykdal		26	54.17%	26	54.17%
John Patterson Blair		0	0.00%	0	0.00%
David Olson		3	6.25%	3	6.25%
Cast Votes:		48	100.00%	48	100.00%
Undervotes:		5		5	
Overvotes:		0		0	
Unresolved write-in votes:		0		0	

#### Insurance Commissioner

Choice	Party	Absentee Voting		Total	
Patty Kuderer		42	89.36%	42	89.36%
Chris D. Chung		0	0.00%	0	0.00%
Jonathan Hendrix		1	2.13%	1	2.13%
Bill Boyd		1	2.13%	1	2.13%
John Pestinger		0	0.00%	0	0.00%
Tim Verzal		0	0.00%	0	0.00%
Phil Fortunato		3	6.38%	3	6.38%
Justin Murta		0	0.00%	0	0.00%
Cast Votes:		47	100.00%	47	100.00%
Undervotes:		6		6	
Overvotes:		0		0	
Unresolved write-in votes:		0		0	

#### State Senator

Choice	Party	Absentee Voting		Total	
Elizabeth (Liz) Lovelett		47	94.00%	47	94.00%
Charles Carrell		3	6.00%	3	6.00%
Cast Votes:		50	100.00%	50	100.00%
Undervotes:		3		3	
Overvotes:		0		0	
Unresolved write-in votes:		0		0	

# Precinct Results Report

2024 Primary Election

Run Time 1:39 PM

Run Date 09/25/2024

# San Juan County

2024 Primary Election

8/6/2024

Page 174

# Official Results

Registered Voters

8308 of 14761 = 56.28%

Precincts Reporting

0 of 42 = 0.00%

## 20 Waldron & Outer Is

53 of 120 registered voters = 44.17%

### State Representative Pos. 1

Choice	Party	Absentee Voting		Total	
Debra Lekanoff		47	100.00%	47	100.00%
	Cast Votes:	47	100.00%	47	100.00%
	Undervotes:	6		6	
	Overvotes:	0		0	
	Unresolved write-in votes:	0		0	

### State Representative Pos. 2

Choice	Party	Absentee Voting		Total	
Alex Ramel		47	100.00%	47	100.00%
	Cast Votes:	47	100.00%	47	100.00%
	Undervotes:	6		6	
	Overvotes:	0		0	
	Unresolved write-in votes:	0		0	

### Council Residency District 1

Choice	Party	Absentee Voting		Total	
Adrian Kilpatrick		14	32.56%	14	32.56%
Kari McVeigh		27	62.79%	27	62.79%
Stephanie O'Day		2	4.65%	2	4.65%
	Cast Votes:	43	100.00%	43	100.00%
	Undervotes:	10		10	
	Overvotes:	0		0	
	Unresolved write-in votes:	0		0	

### Council Residency District 2

Choice	Party	Absentee Voting		Total	
Rick Hughes		16	33.33%	16	33.33%
Justin Paulsen		30	62.50%	30	62.50%
Jonathan Jonnie Welch		2	4.17%	2	4.17%
	Cast Votes:	48	100.00%	48	100.00%
	Undervotes:	5		5	
	Overvotes:	0		0	
	Unresolved write-in votes:	0		0	

**Precinct Results Report**

2024 Primary Election

Run Time 1:39 PM

Run Date 09/25/2024

**San Juan County**

2024 Primary Election

8/6/2024

Page 175

**Official Results**

**Registered Voters**

8308 of 14761 = 56.28%

**Precincts Reporting**

0 of 42 = 0.00%

**20 Waldron & Outer Is**

53 of 120 registered voters = 44.17%

**Justice Position 2**

Choice	Party	Absentee Voting		Total	
Todd A. Bloom		0	0.00%	0	0.00%
Sal Mungia		39	86.67%	39	86.67%
David R Shelvey		0	0.00%	0	0.00%
Dave Larson		6	13.33%	6	13.33%
Cast Votes:		45	100.00%	45	100.00%
Undervotes:		8		8	
Overvotes:		0		0	
Unresolved write-in votes:		0		0	

## Precinct Results Report

2024 Primary Election

Run Time 1:39 PM

Run Date 09/25/2024

## San Juan County

2024 Primary Election

8/6/2024

Page 176

## Official Results

Registered Voters

8308 of 14761 = 56.28%

Precincts Reporting

0 of 42 = 0.00%

### 21 Orcas North

267 of 519 registered voters = 51.45%

#### U.S. Senator

Choice	Party	Absentee Voting		Total	
Mel Ram		8	3.13%	8	3.13%
Dr Raul Garcia		29	11.33%	29	11.33%
David Tilton		4	1.56%	4	1.56%
Maria Cantwell		192	75.00%	192	75.00%
Chuck Jackson		3	1.17%	3	1.17%
Isaac A Holyk		2	0.78%	2	0.78%
Henry Clay Dennison		2	0.78%	2	0.78%
Scott Nazarino		8	3.13%	8	3.13%
Paul Lawrence Giesick		2	0.78%	2	0.78%
Thor Amundson		2	0.78%	2	0.78%
Goodspaceguy		4	1.56%	4	1.56%
Cast Votes:		256	100.00%	256	100.00%
Undervotes:		10		10	
Overvotes:		1		1	
Unresolved write-in votes:		0		0	

#### Congressional District No. 2 - U.S. Representative

Choice	Party	Absentee Voting		Total	
Edwin Stickle		5	1.97%	5	1.97%
Daniel Miller		10	3.94%	10	3.94%
Cody Hart		23	9.06%	23	9.06%
Leif Johnson		15	5.91%	15	5.91%
Rick Larsen		154	60.63%	154	60.63%
Devin Hermanson		14	5.51%	14	5.51%
Jason Call		19	7.48%	19	7.48%
Josh Binda		14	5.51%	14	5.51%
Cast Votes:		254	100.00%	254	100.00%
Undervotes:		12		12	
Overvotes:		1		1	
Unresolved write-in votes:		0		0	

# Precinct Results Report

2024 Primary Election

Run Time 1:39 PM

Run Date 09/25/2024

# San Juan County

2024 Primary Election

8/6/2024

Page 177

# Official Results

Registered Voters

8308 of 14761 = 56.28%

Precincts Reporting

0 of 42 = 0.00%

## 21 Orcas North

267 of 519 registered voters = 51.45%

### Governor

Choice	Party	Absentee Voting		Total	Total
Jim Daniel		4	1.55%	4	1.55%
Cassandra Magdalene Hanson		5	1.94%	5	1.94%
Jeff Curry		0	0.00%	0	0.00%
Alex Tsimerman		0	0.00%	0	0.00%
Mark Mullet		20	7.75%	20	7.75%
Martin Lee Wheeler		0	0.00%	0	0.00%
Jennifer Hoover		1	0.39%	1	0.39%
Andre Stackhouse		4	1.55%	4	1.55%
EL'ona Kearney		2	0.78%	2	0.78%
Ricky Anthony		0	0.00%	0	0.00%
Bob Ferguson		161	62.40%	161	62.40%
Chaytan Inman		4	1.55%	4	1.55%
Michael DePaula		1	0.39%	1	0.39%
Dave Reichert		45	17.44%	45	17.44%
Don L Rivers		0	0.00%	0	0.00%
Jim Clark		0	0.00%	0	0.00%
Fred Grant		1	0.39%	1	0.39%
Leon A Lawson		1	0.39%	1	0.39%
Edward Cale IV		0	0.00%	0	0.00%
Frank Dare		0	0.00%	0	0.00%
William Combs		0	0.00%	0	0.00%
Alan Makayev		0	0.00%	0	0.00%
Brian Bogen		0	0.00%	0	0.00%
A.L. Brown		0	0.00%	0	0.00%
Brad Mjelde		0	0.00%	0	0.00%
Bill Hirt		0	0.00%	0	0.00%
Rosetta Marshall-Williams		0	0.00%	0	0.00%
Semi Bird		9	3.49%	9	3.49%
Cast Votes:		258	100.00%	258	100.00%
Undervotes:		8		8	
Overvotes:		1		1	
Unresolved write-in votes:		0		0	

# Precinct Results Report

2024 Primary Election

Run Time 1:39 PM

Run Date 09/25/2024

# San Juan County

2024 Primary Election

8/6/2024

Page 178

# Official Results

Registered Voters

8308 of 14761 = 56.28%

Precincts Reporting

0 of 42 = 0.00%

## 21 Orcas North

267 of 519 registered voters = 51.45%

### Lt. Governor

Choice	Party	Absentee Voting		Total	
Patrick "Pat" Harman		8	3.32%	8	3.32%
David Griffin		47	19.50%	47	19.50%
Bob Hagglund		25	10.37%	25	10.37%
Dan Matthews		28	11.62%	28	11.62%
Denny Heck		133	55.19%	133	55.19%
Cast Votes:		241	100.00%	241	100.00%
Undervotes:		26		26	
Overvotes:		0		0	
Unresolved write-in votes:		0		0	

### Secretary of State

Choice	Party	Absentee Voting		Total	
Marquez Tiggs		38	15.45%	38	15.45%
Dale Whitaker		48	19.51%	48	19.51%
Damon Townsend		14	5.69%	14	5.69%
Steve Hobbs		146	59.35%	146	59.35%
Cast Votes:		246	100.00%	246	100.00%
Undervotes:		20		20	
Overvotes:		1		1	
Unresolved write-in votes:		0		0	

### State Treasurer

Choice	Party	Absentee Voting		Total	
Mike Pellicciotti		187	74.50%	187	74.50%
Sharon Hanek		64	25.50%	64	25.50%
Cast Votes:		251	100.00%	251	100.00%
Undervotes:		16		16	
Overvotes:		0		0	
Unresolved write-in votes:		0		0	

## Precinct Results Report

2024 Primary Election

Run Time 1:39 PM

Run Date 09/25/2024

## San Juan County

2024 Primary Election

8/6/2024

Page 179

## Official Results

Registered Voters

8308 of 14761 = 56.28%

Precincts Reporting

0 of 42 = 0.00%

### 21 Orcas North

267 of 519 registered voters = 51.45%

#### State Auditor

Choice	Party	Absentee Voting		Total	
Matt Hawkins		54	21.77%	54	21.77%
Pat (Patrice) McCarthy		194	78.23%	194	78.23%
	Cast Votes:	248	100.00%	248	100.00%
	Undervotes:	19		19	
	Overvotes:	0		0	
	Unresolved write-in votes:	0		0	

#### Attorney General

Choice	Party	Absentee Voting		Total	
Pete Serrano		62	24.90%	62	24.90%
Nick Brown		100	40.16%	100	40.16%
Manka Dhingra		87	34.94%	87	34.94%
	Cast Votes:	249	100.00%	249	100.00%
	Undervotes:	17		17	
	Overvotes:	1		1	
	Unresolved write-in votes:	0		0	

#### Commissioner of Public Lands

Choice	Party	Absentee Voting		Total	
Allen Lebovitz		43	18.07%	43	18.07%
Jaime Herrera Beutler		25	10.50%	25	10.50%
Dave Upthegrove		60	25.21%	60	25.21%
Sue Kuehl Pederson		33	13.87%	33	13.87%
Patrick DePoe		46	19.33%	46	19.33%
Jeralee Anderson		16	6.72%	16	6.72%
Kevin Van De Wege		15	6.30%	15	6.30%
	Cast Votes:	238	100.00%	238	100.00%
	Undervotes:	28		28	
	Overvotes:	1		1	
	Unresolved write-in votes:	0		0	

# Precinct Results Report

2024 Primary Election

Run Time 1:39 PM

Run Date 09/25/2024

# San Juan County

2024 Primary Election

8/6/2024

Page 180

# Official Results

Registered Voters

8308 of 14761 = 56.28%

Precincts Reporting

0 of 42 = 0.00%

## 21 Orcas North

267 of 519 registered voters = 51.45%

### Superintendent of Public Instruction

Choice	Party	Absentee Voting		Total	
Reid Saaris		64	28.96%	64	28.96%
Chris Reykdal		109	49.32%	109	49.32%
John Patterson Blair		9	4.07%	9	4.07%
David Olson		39	17.65%	39	17.65%
Cast Votes:		221	100.00%	221	100.00%
Undervotes:		43		43	
Overvotes:		1		1	
Unresolved write-in votes:		2		2	

### Insurance Commissioner

Choice	Party	Absentee Voting		Total	
Patty Kuderer		151	63.71%	151	63.71%
Chris D. Chung		7	2.95%	7	2.95%
Jonathan Hendrix		12	5.06%	12	5.06%
Bill Boyd		4	1.69%	4	1.69%
John Pestinger		12	5.06%	12	5.06%
Tim Verzal		1	0.42%	1	0.42%
Phil Fortunato		42	17.72%	42	17.72%
Justin Murta		8	3.38%	8	3.38%
Cast Votes:		237	100.00%	237	100.00%
Undervotes:		29		29	
Overvotes:		1		1	
Unresolved write-in votes:		0		0	

### State Senator

Choice	Party	Absentee Voting		Total	
Elizabeth (Liz) Lovelett		201	79.45%	201	79.45%
Charles Carrell		52	20.55%	52	20.55%
Cast Votes:		253	100.00%	253	100.00%
Undervotes:		12		12	
Overvotes:		0		0	
Unresolved write-in votes:		2		2	

# Precinct Results Report

2024 Primary Election

Run Time 1:39 PM

Run Date 09/25/2024

# San Juan County

2024 Primary Election

8/6/2024

Page 181

# Official Results

Registered Voters

8308 of 14761 = 56.28%

Precincts Reporting

0 of 42 = 0.00%

## 21 Orcas North

267 of 519 registered voters = 51.45%

### State Representative Pos. 1

Choice	Party	Absentee Voting		Total	
Debra Lekanoff		204	100.00%	204	100.00%
	Cast Votes:	204	100.00%	204	100.00%
	Undervotes:	48		48	
	Overvotes:	0		0	
	Unresolved write-in votes:	15		15	

### State Representative Pos. 2

Choice	Party	Absentee Voting		Total	
Alex Ramel		199	100.00%	199	100.00%
	Cast Votes:	199	100.00%	199	100.00%
	Undervotes:	52		52	
	Overvotes:	0		0	
	Unresolved write-in votes:	16		16	

### Council Residency District 1

Choice	Party	Absentee Voting		Total	
Adrian Kilpatrick		58	24.47%	58	24.47%
Kari McVeigh		115	48.52%	115	48.52%
Stephanie O'Day		64	27.00%	64	27.00%
	Cast Votes:	237	100.00%	237	100.00%
	Undervotes:	28		28	
	Overvotes:	0		0	
	Unresolved write-in votes:	2		2	

### Council Residency District 2

Choice	Party	Absentee Voting		Total	
Rick Hughes		98	37.40%	98	37.40%
Justin Paulsen		144	54.96%	144	54.96%
Jonathan Jonnie Welch		20	7.63%	20	7.63%
	Cast Votes:	262	100.00%	262	100.00%
	Undervotes:	4		4	
	Overvotes:	1		1	
	Unresolved write-in votes:	0		0	

## Precinct Results Report

2024 Primary Election

Run Time 1:39 PM

Run Date 09/25/2024

## San Juan County

2024 Primary Election

8/6/2024

Page 182

## Official Results

### Registered Voters

8308 of 14761 = 56.28%

### Precincts Reporting

0 of 42 = 0.00%

## 21 Orcas North

267 of 519 registered voters = 51.45%

### Justice Position 2

Choice	Party	Absentee Voting		Total	
Todd A. Bloom		18	8.74%	18	8.74%
Sal Mungia		126	61.17%	126	61.17%
David R Shelvey		2	0.97%	2	0.97%
Dave Larson		60	29.13%	60	29.13%
Cast Votes:		206	100.00%	206	100.00%
Undervotes:		59		59	
Overvotes:		0		0	
Unresolved write-in votes:		2		2	

## Precinct Results Report

2024 Primary Election

Run Time 1:39 PM

Run Date 09/25/2024

## San Juan County

2024 Primary Election

8/6/2024

Page 183

## Official Results

Registered Voters

8308 of 14761 = 56.28%

Precincts Reporting

0 of 42 = 0.00%

### 22 Orcas West

336 of 646 registered voters = 52.01%

#### U.S. Senator

Choice	Party	Absentee Voting		Total	
Mel Ram		6	1.83%	6	1.83%
Dr Raul Garcia		52	15.90%	52	15.90%
David Tilton		2	0.61%	2	0.61%
Maria Cantwell		245	74.92%	245	74.92%
Chuck Jackson		2	0.61%	2	0.61%
Isaac A Holyk		2	0.61%	2	0.61%
Henry Clay Dennison		2	0.61%	2	0.61%
Scott Nazarino		11	3.36%	11	3.36%
Paul Lawrence Giesick		1	0.31%	1	0.31%
Thor Amundson		2	0.61%	2	0.61%
Goodspaceguy		2	0.61%	2	0.61%
Cast Votes:		327	100.00%	327	100.00%
Undervotes:		8		8	
Overvotes:		0		0	
Unresolved write-in votes:		1		1	

#### Congressional District No. 2 - U.S. Representative

Choice	Party	Absentee Voting		Total	
Edwin Stickle		9	2.77%	9	2.77%
Daniel Miller		8	2.46%	8	2.46%
Cody Hart		31	9.54%	31	9.54%
Leif Johnson		34	10.46%	34	10.46%
Rick Larsen		204	62.77%	204	62.77%
Devin Hermanson		13	4.00%	13	4.00%
Jason Call		17	5.23%	17	5.23%
Josh Binda		9	2.77%	9	2.77%
Cast Votes:		325	100.00%	325	100.00%
Undervotes:		11		11	
Overvotes:		0		0	
Unresolved write-in votes:		0		0	

# Precinct Results Report

2024 Primary Election

Run Time 1:39 PM

Run Date 09/25/2024

# San Juan County

2024 Primary Election

8/6/2024

Page 184

# Official Results

Registered Voters

8308 of 14761 = 56.28%

Precincts Reporting

0 of 42 = 0.00%

## 22 Orcas West

336 of 646 registered voters = 52.01%

### Governor

Choice	Party	Absentee Voting		Total	Total
Jim Daniel		1	0.30%	1	0.30%
Cassandra Magdalene Hanson		5	1.52%	5	1.52%
Jeff Curry		1	0.30%	1	0.30%
Alex Tsimerman		0	0.00%	0	0.00%
Mark Mullet		26	7.93%	26	7.93%
Martin Lee Wheeler		0	0.00%	0	0.00%
Jennifer Hoover		1	0.30%	1	0.30%
Andre Stackhouse		5	1.52%	5	1.52%
EL'ona Kearney		4	1.22%	4	1.22%
Ricky Anthony		1	0.30%	1	0.30%
Bob Ferguson		203	61.89%	203	61.89%
Chaytan Inman		0	0.00%	0	0.00%
Michael DePaula		0	0.00%	0	0.00%
Dave Reichert		61	18.60%	61	18.60%
Don L Rivers		1	0.30%	1	0.30%
Jim Clark		1	0.30%	1	0.30%
Fred Grant		1	0.30%	1	0.30%
Leon A Lawson		3	0.91%	3	0.91%
Edward Cale IV		0	0.00%	0	0.00%
Frank Dare		0	0.00%	0	0.00%
William Combs		0	0.00%	0	0.00%
Alan Makayev		0	0.00%	0	0.00%
Brian Bogen		0	0.00%	0	0.00%
A.L. Brown		1	0.30%	1	0.30%
Brad Mjelde		0	0.00%	0	0.00%
Bill Hirt		0	0.00%	0	0.00%
Rosetta Marshall-Williams		0	0.00%	0	0.00%
Semi Bird		13	3.96%	13	3.96%
Cast Votes:		328	100.00%	328	100.00%
Undervotes:		7		7	
Overvotes:		0		0	
Unresolved write-in votes:		1		1	

## Precinct Results Report

2024 Primary Election

Run Time 1:39 PM

Run Date 09/25/2024

## San Juan County

2024 Primary Election

8/6/2024

Page 185

## Official Results

Registered Voters

8308 of 14761 = 56.28%

Precincts Reporting

0 of 42 = 0.00%

### 22 Orcas West

336 of 646 registered voters = 52.01%

#### Lt. Governor

Choice	Party	Absentee Voting		Total	
Patrick "Pat" Harman		6	1.93%	6	1.93%
David Griffin		31	9.97%	31	9.97%
Bob Hagglund		40	12.86%	40	12.86%
Dan Matthews		37	11.90%	37	11.90%
Denny Heck		197	63.34%	197	63.34%
	Cast Votes:	311	100.00%	311	100.00%
	Undervotes:	24		24	
	Overvotes:	0		0	
	Unresolved write-in votes:	1		1	

#### Secretary of State

Choice	Party	Absentee Voting		Total	
Marquez Tiggs		43	13.52%	43	13.52%
Dale Whitaker		71	22.33%	71	22.33%
Damon Townsend		9	2.83%	9	2.83%
Steve Hobbs		195	61.32%	195	61.32%
	Cast Votes:	318	100.00%	318	100.00%
	Undervotes:	18		18	
	Overvotes:	0		0	
	Unresolved write-in votes:	0		0	

#### State Treasurer

Choice	Party	Absentee Voting		Total	
Mike Pellicciotti		240	75.95%	240	75.95%
Sharon Hanek		76	24.05%	76	24.05%
	Cast Votes:	316	100.00%	316	100.00%
	Undervotes:	20		20	
	Overvotes:	0		0	
	Unresolved write-in votes:	0		0	

## Precinct Results Report

2024 Primary Election

Run Time 1:39 PM

Run Date 09/25/2024

## San Juan County

2024 Primary Election

8/6/2024

Page 186

## Official Results

Registered Voters

8308 of 14761 = 56.28%

Precincts Reporting

0 of 42 = 0.00%

### 22 Orcas West

336 of 646 registered voters = 52.01%

#### State Auditor

Choice	Party	Absentee Voting		Total	
Matt Hawkins		74	23.49%	74	23.49%
Pat (Patrice) McCarthy		241	76.51%	241	76.51%
	Cast Votes:	315	100.00%	315	100.00%
	Undervotes:	21		21	
	Overvotes:	0		0	
	Unresolved write-in votes:	0		0	

#### Attorney General

Choice	Party	Absentee Voting		Total	
Pete Serrano		76	24.28%	76	24.28%
Nick Brown		115	36.74%	115	36.74%
Manka Dhingra		122	38.98%	122	38.98%
	Cast Votes:	313	100.00%	313	100.00%
	Undervotes:	22		22	
	Overvotes:	0		0	
	Unresolved write-in votes:	1		1	

#### Commissioner of Public Lands

Choice	Party	Absentee Voting		Total	
Allen Lebovitz		69	22.26%	69	22.26%
Jaime Herrera Beutler		34	10.97%	34	10.97%
Dave Upthegrove		85	27.42%	85	27.42%
Sue Kuehl Pederson		51	16.45%	51	16.45%
Patrick DePoe		32	10.32%	32	10.32%
Jeralee Anderson		24	7.74%	24	7.74%
Kevin Van De Wege		15	4.84%	15	4.84%
	Cast Votes:	310	100.00%	310	100.00%
	Undervotes:	26		26	
	Overvotes:	0		0	
	Unresolved write-in votes:	0		0	

## Precinct Results Report

2024 Primary Election

Run Time 1:39 PM

Run Date 09/25/2024

## San Juan County

2024 Primary Election

8/6/2024

Page 187

## Official Results

Registered Voters

8308 of 14761 = 56.28%

Precincts Reporting

0 of 42 = 0.00%

### 22 Orcas West

336 of 646 registered voters = 52.01%

#### Superintendent of Public Instruction

Choice	Party	Absentee Voting		Total	
Reid Saaris		86	29.55%	86	29.55%
Chris Reykdal		126	43.30%	126	43.30%
John Patterson Blair		6	2.06%	6	2.06%
David Olson		73	25.09%	73	25.09%
Cast Votes:		291	100.00%	291	100.00%
Undervotes:		44		44	
Overvotes:		0		0	
Unresolved write-in votes:		1		1	

#### Insurance Commissioner

Choice	Party	Absentee Voting		Total	
Patty Kuderer		188	61.84%	188	61.84%
Chris D. Chung		10	3.29%	10	3.29%
Jonathan Hendrix		9	2.96%	9	2.96%
Bill Boyd		4	1.32%	4	1.32%
John Pestinger		22	7.24%	22	7.24%
Tim Verzal		0	0.00%	0	0.00%
Phil Fortunato		60	19.74%	60	19.74%
Justin Murta		11	3.62%	11	3.62%
Cast Votes:		304	100.00%	304	100.00%
Undervotes:		32		32	
Overvotes:		0		0	
Unresolved write-in votes:		0		0	

#### State Senator

Choice	Party	Absentee Voting		Total	
Elizabeth (Liz) Lovelett		240	76.43%	240	76.43%
Charles Carrell		74	23.57%	74	23.57%
Cast Votes:		314	100.00%	314	100.00%
Undervotes:		19		19	
Overvotes:		0		0	
Unresolved write-in votes:		3		3	

# Precinct Results Report

2024 Primary Election

Run Time 1:39 PM

Run Date 09/25/2024

# San Juan County

2024 Primary Election

8/6/2024

Page 188

# Official Results

Registered Voters

8308 of 14761 = 56.28%

Precincts Reporting

0 of 42 = 0.00%

## 22 Orcas West

336 of 646 registered voters = 52.01%

### State Representative Pos. 1

Choice	Party	Absentee Voting		Total	
Debra Lekanoff		237	100.00%	237	100.00%
	Cast Votes:	237	100.00%	237	100.00%
	Undervotes:	82		82	
	Overvotes:	0		0	
	Unresolved write-in votes:	17		17	

### State Representative Pos. 2

Choice	Party	Absentee Voting		Total	
Alex Ramel		239	100.00%	239	100.00%
	Cast Votes:	239	100.00%	239	100.00%
	Undervotes:	83		83	
	Overvotes:	0		0	
	Unresolved write-in votes:	14		14	

### Council Residency District 1

Choice	Party	Absentee Voting		Total	
Adrian Kilpatrick		72	23.84%	72	23.84%
Kari McVeigh		145	48.01%	145	48.01%
Stephanie O'Day		85	28.15%	85	28.15%
	Cast Votes:	302	100.00%	302	100.00%
	Undervotes:	30		30	
	Overvotes:	0		0	
	Unresolved write-in votes:	4		4	

### Council Residency District 2

Choice	Party	Absentee Voting		Total	
Rick Hughes		148	45.40%	148	45.40%
Justin Paulsen		151	46.32%	151	46.32%
Jonathan Jonnie Welch		27	8.28%	27	8.28%
	Cast Votes:	326	100.00%	326	100.00%
	Undervotes:	10		10	
	Overvotes:	0		0	
	Unresolved write-in votes:	0		0	

## Precinct Results Report

2024 Primary Election

Run Time 1:39 PM

Run Date 09/25/2024

## San Juan County

2024 Primary Election

8/6/2024

Page 189

## Official Results

### Registered Voters

8308 of 14761 = 56.28%

### Precincts Reporting

0 of 42 = 0.00%

## 22 Orcas West

336 of 646 registered voters = 52.01%

### Justice Position 2

Choice	Party	Absentee Voting		Total	
Todd A. Bloom		20	7.69%	20	7.69%
Sal Mungia		160	61.54%	160	61.54%
David R Shelvey		3	1.15%	3	1.15%
Dave Larson		77	29.62%	77	29.62%
Cast Votes:		260	100.00%	260	100.00%
Undervotes:		75		75	
Overvotes:		0		0	
Unresolved write-in votes:		1		1	

## Precinct Results Report

2024 Primary Election

Run Time 1:39 PM

Run Date 09/25/2024

## San Juan County

2024 Primary Election

8/6/2024

Page 190

## Official Results

Registered Voters

8308 of 14761 = 56.28%

Precincts Reporting

0 of 42 = 0.00%

### 23 Orcas CTRL

353 of 648 registered voters = 54.48%

### U.S. Senator

Choice	Party	Absentee Voting		Total	
Mel Ram		6	1.76%	6	1.76%
Dr Raul Garcia		53	15.54%	53	15.54%
David Tilton		9	2.64%	9	2.64%
Maria Cantwell		249	73.02%	249	73.02%
Chuck Jackson		0	0.00%	0	0.00%
Isaac A Holyk		8	2.35%	8	2.35%
Henry Clay Dennison		0	0.00%	0	0.00%
Scott Nazarino		6	1.76%	6	1.76%
Paul Lawrence Giesick		1	0.29%	1	0.29%
Thor Amundson		6	1.76%	6	1.76%
Goodspaceguy		3	0.88%	3	0.88%
Cast Votes:		341	100.00%	341	100.00%
Undervotes:		12		12	
Overvotes:		0		0	
Unresolved write-in votes:		0		0	

### Congressional District No. 2 - U.S. Representative

Choice	Party	Absentee Voting		Total	
Edwin Stickle		14	4.23%	14	4.23%
Daniel Miller		11	3.32%	11	3.32%
Cody Hart		28	8.46%	28	8.46%
Leif Johnson		32	9.67%	32	9.67%
Rick Larsen		182	54.98%	182	54.98%
Devin Hermanson		16	4.83%	16	4.83%
Jason Call		37	11.18%	37	11.18%
Josh Binda		11	3.32%	11	3.32%
Cast Votes:		331	100.00%	331	100.00%
Undervotes:		21		21	
Overvotes:		1		1	
Unresolved write-in votes:		0		0	

Precinct Results Report

San Juan County

Official Results

2024 Primary Election

2024 Primary Election

Registered Voters

8308 of 14761 = 56.28%

Run Time 1:39 PM

8/6/2024

Precincts Reporting

0 of 42 = 0.00%

Run Date 09/25/2024

Page 191

23 Orcas CTRL

353 of 648 registered voters = 54.48%

Governor

Choice	Party	Absentee Voting		Total
Jim Daniel		2	0.60%	2 0.60%
Cassandra Magdalene Hanson		5	1.49%	5 1.49%
Jeff Curry		0	0.00%	0 0.00%
Alex Tsimerman		0	0.00%	0 0.00%
Mark Mullet		30	8.96%	30 8.96%
Martin Lee Wheeler		2	0.60%	2 0.60%
Jennifer Hoover		1	0.30%	1 0.30%
Andre Stackhouse		2	0.60%	2 0.60%
EL'ona Kearney		4	1.19%	4 1.19%
Ricky Anthony		2	0.60%	2 0.60%
Bob Ferguson		197	58.81%	197 58.81%
Chaytan Inman		3	0.90%	3 0.90%
Michael DePaula		1	0.30%	1 0.30%
Dave Reichert		60	17.91%	60 17.91%
Don L Rivers		2	0.60%	2 0.60%
Jim Clark		1	0.30%	1 0.30%
Fred Grant		0	0.00%	0 0.00%
Leon A Lawson		7	2.09%	7 2.09%
Edward Cale IV		0	0.00%	0 0.00%
Frank Dare		0	0.00%	0 0.00%
William Combs		0	0.00%	0 0.00%
Alan Makayev		0	0.00%	0 0.00%
Brian Bogen		2	0.60%	2 0.60%
A.L. Brown		0	0.00%	0 0.00%
Brad Mjelde		0	0.00%	0 0.00%
Bill Hirt		0	0.00%	0 0.00%
Rosetta Marshall-Williams		0	0.00%	0 0.00%
Semi Bird		14	4.18%	14 4.18%
Cast Votes:		335	100.00%	335 100.00%
Undervotes:		17		17
Overvotes:		0		0
Unresolved write-in votes:		1		1

# Precinct Results Report

2024 Primary Election

Run Time 1:39 PM

Run Date 09/25/2024

# San Juan County

2024 Primary Election

8/6/2024

Page 192

# Official Results

Registered Voters

8308 of 14761 = 56.28%

Precincts Reporting

0 of 42 = 0.00%

## 23 Orcas CTRL

353 of 648 registered voters = 54.48%

### Lt. Governor

Choice	Party	Absentee Voting		Total	
Patrick "Pat" Harman		8	2.56%	8	2.56%
David Griffin		28	8.95%	28	8.95%
Bob Hagglund		43	13.74%	43	13.74%
Dan Matthews		34	10.86%	34	10.86%
Denny Heck		200	63.90%	200	63.90%
Cast Votes:		313	100.00%	313	100.00%
Undervotes:		40		40	
Overvotes:		0		0	
Unresolved write-in votes:		0		0	

### Secretary of State

Choice	Party	Absentee Voting		Total	
Marquez Tiggs		46	14.47%	46	14.47%
Dale Whitaker		69	21.70%	69	21.70%
Damon Townsend		18	5.66%	18	5.66%
Steve Hobbs		185	58.18%	185	58.18%
Cast Votes:		318	100.00%	318	100.00%
Undervotes:		35		35	
Overvotes:		0		0	
Unresolved write-in votes:		0		0	

### State Treasurer

Choice	Party	Absentee Voting		Total	
Mike Pellicciotti		233	72.59%	233	72.59%
Sharon Hanek		88	27.41%	88	27.41%
Cast Votes:		321	100.00%	321	100.00%
Undervotes:		32		32	
Overvotes:		0		0	
Unresolved write-in votes:		0		0	

## Precinct Results Report

2024 Primary Election

Run Time 1:39 PM

Run Date 09/25/2024

## San Juan County

2024 Primary Election

8/6/2024

Page 193

## Official Results

Registered Voters

8308 of 14761 = 56.28%

Precincts Reporting

0 of 42 = 0.00%

### 23 Orcas CTRL

353 of 648 registered voters = 54.48%

#### State Auditor

Choice	Party	Absentee Voting		Total	
Matt Hawkins		80	24.84%	80	24.84%
Pat (Patrice) McCarthy		242	75.16%	242	75.16%
	Cast Votes:	322	100.00%	322	100.00%
	Undervotes:	31		31	
	Overvotes:	0		0	
	Unresolved write-in votes:	0		0	

#### Attorney General

Choice	Party	Absentee Voting		Total	
Pete Serrano		85	25.99%	85	25.99%
Nick Brown		115	35.17%	115	35.17%
Manka Dhingra		127	38.84%	127	38.84%
	Cast Votes:	327	100.00%	327	100.00%
	Undervotes:	26		26	
	Overvotes:	0		0	
	Unresolved write-in votes:	0		0	

#### Commissioner of Public Lands

Choice	Party	Absentee Voting		Total	
Allen Lebovitz		43	13.56%	43	13.56%
Jaime Herrera Beutler		22	6.94%	22	6.94%
Dave Upthegrove		102	32.18%	102	32.18%
Sue Kuehl Pederson		56	17.67%	56	17.67%
Patrick DePoe		60	18.93%	60	18.93%
Jeralee Anderson		14	4.42%	14	4.42%
Kevin Van De Wege		20	6.31%	20	6.31%
	Cast Votes:	317	100.00%	317	100.00%
	Undervotes:	36		36	
	Overvotes:	0		0	
	Unresolved write-in votes:	0		0	

## Precinct Results Report

2024 Primary Election

Run Time 1:39 PM

Run Date 09/25/2024

## San Juan County

2024 Primary Election

8/6/2024

Page 194

## Official Results

Registered Voters

8308 of 14761 = 56.28%

Precincts Reporting

0 of 42 = 0.00%

### 23 Orcas CTRL

353 of 648 registered voters = 54.48%

#### Superintendent of Public Instruction

Choice	Party	Absentee Voting		Total	
Reid Saaris		86	30.71%	86	30.71%
Chris Reykdal		116	41.43%	116	41.43%
John Patterson Blair		11	3.93%	11	3.93%
David Olson		67	23.93%	67	23.93%
Cast Votes:		280	100.00%	280	100.00%
Undervotes:		73		73	
Overvotes:		0		0	
Unresolved write-in votes:		0		0	

#### Insurance Commissioner

Choice	Party	Absentee Voting		Total	
Patty Kuderer		186	61.18%	186	61.18%
Chris D. Chung		7	2.30%	7	2.30%
Jonathan Hendrix		15	4.93%	15	4.93%
Bill Boyd		9	2.96%	9	2.96%
John Pestinger		19	6.25%	19	6.25%
Tim Verzal		1	0.33%	1	0.33%
Phil Fortunato		52	17.11%	52	17.11%
Justin Murta		15	4.93%	15	4.93%
Cast Votes:		304	100.00%	304	100.00%
Undervotes:		49		49	
Overvotes:		0		0	
Unresolved write-in votes:		0		0	

#### State Senator

Choice	Party	Absentee Voting		Total	
Elizabeth (Liz) Lovelett		256	78.05%	256	78.05%
Charles Carrell		72	21.95%	72	21.95%
Cast Votes:		328	100.00%	328	100.00%
Undervotes:		20		20	
Overvotes:		0		0	
Unresolved write-in votes:		5		5	

# Precinct Results Report

2024 Primary Election

Run Time 1:39 PM

Run Date 09/25/2024

# San Juan County

2024 Primary Election

8/6/2024

Page 195

# Official Results

Registered Voters

8308 of 14761 = 56.28%

Precincts Reporting

0 of 42 = 0.00%

## 23 Orcas CTRL

353 of 648 registered voters = 54.48%

### State Representative Pos. 1

Choice	Party	Absentee Voting		Total	
Debra Lekanoff		249	100.00%	249	100.00%
	Cast Votes:	249	100.00%	249	100.00%
	Undervotes:	95		95	
	Overvotes:	1		1	
	Unresolved write-in votes:	8		8	

### State Representative Pos. 2

Choice	Party	Absentee Voting		Total	
Alex Ramel		249	100.00%	249	100.00%
	Cast Votes:	249	100.00%	249	100.00%
	Undervotes:	96		96	
	Overvotes:	1		1	
	Unresolved write-in votes:	7		7	

### Council Residency District 1

Choice	Party	Absentee Voting		Total	
Adrian Kilpatrick		65	21.04%	65	21.04%
Kari McVeigh		140	45.31%	140	45.31%
Stephanie O'Day		104	33.66%	104	33.66%
	Cast Votes:	309	100.00%	309	100.00%
	Undervotes:	42		42	
	Overvotes:	0		0	
	Unresolved write-in votes:	2		2	

### Council Residency District 2

Choice	Party	Absentee Voting		Total	
Rick Hughes		130	38.12%	130	38.12%
Justin Paulsen		183	53.67%	183	53.67%
Jonathan Jonnie Welch		28	8.21%	28	8.21%
	Cast Votes:	341	100.00%	341	100.00%
	Undervotes:	12		12	
	Overvotes:	0		0	
	Unresolved write-in votes:	0		0	

**Precinct Results Report**

2024 Primary Election

Run Time 1:39 PM

Run Date 09/25/2024

**San Juan County**

2024 Primary Election

8/6/2024

Page 196

**Official Results**

**Registered Voters**

8308 of 14761 = 56.28%

**Precincts Reporting**

0 of 42 = 0.00%

**23 Orcas CTRL**

353 of 648 registered voters = 54.48%

**Justice Position 2**

Choice	Party	Absentee Voting		Total	
Todd A. Bloom		30	11.07%	30	11.07%
Sal Mungia		156	57.56%	156	57.56%
David R Shelvey		3	1.11%	3	1.11%
Dave Larson		82	30.26%	82	30.26%
Cast Votes:		271	100.00%	271	100.00%
Undervotes:		82		82	
Overvotes:		0		0	
Unresolved write-in votes:		0		0	

## Precinct Results Report

2024 Primary Election

Run Time 1:39 PM

Run Date 09/25/2024

## San Juan County

2024 Primary Election

8/6/2024

Page 197

## Official Results

Registered Voters

8308 of 14761 = 56.28%

Precincts Reporting

0 of 42 = 0.00%

### 24 Orcas South

286 of 512 registered voters = 55.86%

#### U.S. Senator

Choice	Party	Absentee Voting		Total	
Mel Ram		6	2.16%	6	2.16%
Dr Raul Garcia		42	15.11%	42	15.11%
David Tilton		2	0.72%	2	0.72%
Maria Cantwell		214	76.98%	214	76.98%
Chuck Jackson		3	1.08%	3	1.08%
Isaac A Holyk		5	1.80%	5	1.80%
Henry Clay Dennison		2	0.72%	2	0.72%
Scott Nazarino		4	1.44%	4	1.44%
Paul Lawrence Giesick		0	0.00%	0	0.00%
Thor Amundson		0	0.00%	0	0.00%
Goodspaceguy		0	0.00%	0	0.00%
Cast Votes:		278	100.00%	278	100.00%
Undervotes:		7		7	
Overvotes:		0		0	
Unresolved write-in votes:		1		1	

#### Congressional District No. 2 - U.S. Representative

Choice	Party	Absentee Voting		Total	
Edwin Stickle		5	1.79%	5	1.79%
Daniel Miller		6	2.14%	6	2.14%
Cody Hart		19	6.79%	19	6.79%
Leif Johnson		28	10.00%	28	10.00%
Rick Larsen		173	61.79%	173	61.79%
Devin Hermanson		11	3.93%	11	3.93%
Jason Call		27	9.64%	27	9.64%
Josh Binda		11	3.93%	11	3.93%
Cast Votes:		280	100.00%	280	100.00%
Undervotes:		5		5	
Overvotes:		0		0	
Unresolved write-in votes:		1		1	

# Precinct Results Report

2024 Primary Election

Run Time 1:39 PM

Run Date 09/25/2024

# San Juan County

2024 Primary Election

8/6/2024

Page 198

# Official Results

Registered Voters

8308 of 14761 = 56.28%

Precincts Reporting

0 of 42 = 0.00%

## 24 Orcas South

286 of 512 registered voters = 55.86%

### Governor

Choice	Party	Absentee Voting		Total	
Jim Daniel		2	0.72%	2	0.72%
Cassandra Magdalene Hanson		6	2.17%	6	2.17%
Jeff Curry		1	0.36%	1	0.36%
Alex Tsimerman		0	0.00%	0	0.00%
Mark Mullet		14	5.07%	14	5.07%
Martin Lee Wheeler		2	0.72%	2	0.72%
Jennifer Hoover		1	0.36%	1	0.36%
Andre Stackhouse		1	0.36%	1	0.36%
EL'ona Kearney		7	2.54%	7	2.54%
Ricky Anthony		1	0.36%	1	0.36%
Bob Ferguson		183	66.30%	183	66.30%
Chaytan Inman		0	0.00%	0	0.00%
Michael DePaula		0	0.00%	0	0.00%
Dave Reichert		45	16.30%	45	16.30%
Don L Rivers		2	0.72%	2	0.72%
Jim Clark		1	0.36%	1	0.36%
Fred Grant		0	0.00%	0	0.00%
Leon A Lawson		4	1.45%	4	1.45%
Edward Cale IV		0	0.00%	0	0.00%
Frank Dare		1	0.36%	1	0.36%
William Combs		0	0.00%	0	0.00%
Alan Makayev		0	0.00%	0	0.00%
Brian Bogen		1	0.36%	1	0.36%
A.L. Brown		1	0.36%	1	0.36%
Brad Mjelde		0	0.00%	0	0.00%
Bill Hirt		0	0.00%	0	0.00%
Rosetta Marshall-Williams		0	0.00%	0	0.00%
Semi Bird		3	1.09%	3	1.09%
Cast Votes:		276	100.00%	276	100.00%
Undervotes:		9		9	
Overvotes:		0		0	
Unresolved write-in votes:		1		1	

## Precinct Results Report

2024 Primary Election

Run Time 1:39 PM

Run Date 09/25/2024

## San Juan County

2024 Primary Election

8/6/2024

Page 199

## Official Results

Registered Voters

8308 of 14761 = 56.28%

Precincts Reporting

0 of 42 = 0.00%

### 24 Orcas South

286 of 512 registered voters = 55.86%

#### Lt. Governor

Choice	Party	Absentee Voting		Total	
Patrick "Pat" Harman		7	2.70%	7	2.70%
David Griffin		37	14.29%	37	14.29%
Bob Hagglund		28	10.81%	28	10.81%
Dan Matthews		25	9.65%	25	9.65%
Denny Heck		162	62.55%	162	62.55%
Cast Votes:		259	100.00%	259	100.00%
Undervotes:		25		25	
Overvotes:		0		0	
Unresolved write-in votes:		2		2	

#### Secretary of State

Choice	Party	Absentee Voting		Total	
Marquez Tiggs		37	14.12%	37	14.12%
Dale Whitaker		53	20.23%	53	20.23%
Damon Townsend		10	3.82%	10	3.82%
Steve Hobbs		162	61.83%	162	61.83%
Cast Votes:		262	100.00%	262	100.00%
Undervotes:		23		23	
Overvotes:		0		0	
Unresolved write-in votes:		1		1	

#### State Treasurer

Choice	Party	Absentee Voting		Total	
Mike Pellicciotti		208	78.20%	208	78.20%
Sharon Hanek		58	21.80%	58	21.80%
Cast Votes:		266	100.00%	266	100.00%
Undervotes:		18		18	
Overvotes:		0		0	
Unresolved write-in votes:		2		2	

## Precinct Results Report

2024 Primary Election

Run Time 1:39 PM

Run Date 09/25/2024

## San Juan County

2024 Primary Election

8/6/2024

Page 200

## Official Results

Registered Voters

8308 of 14761 = 56.28%

Precincts Reporting

0 of 42 = 0.00%

### 24 Orcas South

286 of 512 registered voters = 55.86%

#### State Auditor

Choice	Party	Absentee Voting		Total	
Matt Hawkins		52	19.85%	52	19.85%
Pat (Patrice) McCarthy		210	80.15%	210	80.15%
	Cast Votes:	262	100.00%	262	100.00%
	Undervotes:	22		22	
	Overvotes:	0		0	
	Unresolved write-in votes:	2		2	

#### Attorney General

Choice	Party	Absentee Voting		Total	
Pete Serrano		55	20.91%	55	20.91%
Nick Brown		115	43.73%	115	43.73%
Manka Dhingra		93	35.36%	93	35.36%
	Cast Votes:	263	100.00%	263	100.00%
	Undervotes:	20		20	
	Overvotes:	0		0	
	Unresolved write-in votes:	3		3	

#### Commissioner of Public Lands

Choice	Party	Absentee Voting		Total	
Allen Lebovitz		61	24.30%	61	24.30%
Jaime Herrera Beutler		17	6.77%	17	6.77%
Dave Upthegrove		69	27.49%	69	27.49%
Sue Kuehl Pederson		40	15.94%	40	15.94%
Patrick DePoe		34	13.55%	34	13.55%
Jeralee Anderson		12	4.78%	12	4.78%
Kevin Van De Wege		18	7.17%	18	7.17%
	Cast Votes:	251	100.00%	251	100.00%
	Undervotes:	32		32	
	Overvotes:	1		1	
	Unresolved write-in votes:	2		2	

# Precinct Results Report

2024 Primary Election

Run Time 1:39 PM

Run Date 09/25/2024

# San Juan County

2024 Primary Election

8/6/2024

Page 201

# Official Results

Registered Voters

8308 of 14761 = 56.28%

Precincts Reporting

0 of 42 = 0.00%

## 24 Orcas South

286 of 512 registered voters = 55.86%

### Superintendent of Public Instruction

Choice	Party	Absentee Voting		Total	
Reid Saaris		79	32.78%	79	32.78%
Chris Reykdal		114	47.30%	114	47.30%
John Patterson Blair		0	0.00%	0	0.00%
David Olson		48	19.92%	48	19.92%
Cast Votes:		241	100.00%	241	100.00%
Undervotes:		43		43	
Overvotes:		0		0	
Unresolved write-in votes:		2		2	

### Insurance Commissioner

Choice	Party	Absentee Voting		Total	
Patty Kuderer		170	68.00%	170	68.00%
Chris D. Chung		5	2.00%	5	2.00%
Jonathan Hendrix		5	2.00%	5	2.00%
Bill Boyd		7	2.80%	7	2.80%
John Pestinger		12	4.80%	12	4.80%
Tim Verzal		2	0.80%	2	0.80%
Phil Fortunato		39	15.60%	39	15.60%
Justin Murta		10	4.00%	10	4.00%
Cast Votes:		250	100.00%	250	100.00%
Undervotes:		34		34	
Overvotes:		0		0	
Unresolved write-in votes:		2		2	

### State Senator

Choice	Party	Absentee Voting		Total	
Elizabeth (Liz) Lovelett		221	81.85%	221	81.85%
Charles Carrell		49	18.15%	49	18.15%
Cast Votes:		270	100.00%	270	100.00%
Undervotes:		14		14	
Overvotes:		0		0	
Unresolved write-in votes:		2		2	

# Precinct Results Report

2024 Primary Election

Run Time 1:39 PM

Run Date 09/25/2024

# San Juan County

2024 Primary Election

8/6/2024

Page 202

# Official Results

Registered Voters

8308 of 14761 = 56.28%

Precincts Reporting

0 of 42 = 0.00%

## 24 Orcas South

286 of 512 registered voters = 55.86%

### State Representative Pos. 1

Choice	Party	Absentee Voting		Total	
Debra Lekanoff		220	100.00%	220	100.00%
	Cast Votes:	220	100.00%	220	100.00%
	Undervotes:	62		62	
	Overvotes:	0		0	
	Unresolved write-in votes:	4		4	

### State Representative Pos. 2

Choice	Party	Absentee Voting		Total	
Alex Ramel		219	100.00%	219	100.00%
	Cast Votes:	219	100.00%	219	100.00%
	Undervotes:	62		62	
	Overvotes:	0		0	
	Unresolved write-in votes:	5		5	

### Council Residency District 1

Choice	Party	Absentee Voting		Total	
Adrian Kilpatrick		50	19.46%	50	19.46%
Kari McVeigh		117	45.53%	117	45.53%
Stephanie O'Day		90	35.02%	90	35.02%
	Cast Votes:	257	100.00%	257	100.00%
	Undervotes:	27		27	
	Overvotes:	0		0	
	Unresolved write-in votes:	2		2	

### Council Residency District 2

Choice	Party	Absentee Voting		Total	
Rick Hughes		117	42.39%	117	42.39%
Justin Paulsen		134	48.55%	134	48.55%
Jonathan Jonnie Welch		25	9.06%	25	9.06%
	Cast Votes:	276	100.00%	276	100.00%
	Undervotes:	10		10	
	Overvotes:	0		0	
	Unresolved write-in votes:	0		0	

## Precinct Results Report

2024 Primary Election

Run Time 1:39 PM

Run Date 09/25/2024

## San Juan County

2024 Primary Election

8/6/2024

Page 203

## Official Results

Registered Voters

8308 of 14761 = 56.28%

Precincts Reporting

0 of 42 = 0.00%

### 24 Orcas South

286 of 512 registered voters = 55.86%

### Justice Position 2

Choice	Party	Absentee Voting		Total	
Todd A. Bloom		15	6.73%	15	6.73%
Sal Mungia		130	58.30%	130	58.30%
David R Shelvey		3	1.35%	3	1.35%
Dave Larson		75	33.63%	75	33.63%
Cast Votes:		223	100.00%	223	100.00%
Undervotes:		60		60	
Overvotes:		0		0	
Unresolved write-in votes:		3		3	

## Precinct Results Report

2024 Primary Election

Run Time 1:39 PM

Run Date 09/25/2024

## San Juan County

2024 Primary Election

8/6/2024

Page 204

## Official Results

Registered Voters

8308 of 14761 = 56.28%

Precincts Reporting

0 of 42 = 0.00%

### 25 Eastsound North

360 of 840 registered voters = 42.86%

#### U.S. Senator

Choice	Party	Absentee Voting		Total	
Mel Ram		11	3.22%	11	3.22%
Dr Raul Garcia		38	11.11%	38	11.11%
David Tilton		6	1.75%	6	1.75%
Maria Cantwell		254	74.27%	254	74.27%
Chuck Jackson		5	1.46%	5	1.46%
Isaac A Holyk		5	1.46%	5	1.46%
Henry Clay Dennison		3	0.88%	3	0.88%
Scott Nazarino		5	1.46%	5	1.46%
Paul Lawrence Giesick		5	1.46%	5	1.46%
Thor Amundson		7	2.05%	7	2.05%
Goodspaceguy		3	0.88%	3	0.88%
Cast Votes:		342	100.00%	342	100.00%
Undervotes:		17		17	
Overvotes:		0		0	
Unresolved write-in votes:		1		1	

#### Congressional District No. 2 - U.S. Representative

Choice	Party	Absentee Voting		Total	
Edwin Stickle		13	3.72%	13	3.72%
Daniel Miller		14	4.01%	14	4.01%
Cody Hart		28	8.02%	28	8.02%
Leif Johnson		22	6.30%	22	6.30%
Rick Larsen		184	52.72%	184	52.72%
Devin Hermanson		14	4.01%	14	4.01%
Jason Call		52	14.90%	52	14.90%
Josh Binda		22	6.30%	22	6.30%
Cast Votes:		349	100.00%	349	100.00%
Undervotes:		11		11	
Overvotes:		0		0	
Unresolved write-in votes:		0		0	

# Precinct Results Report

2024 Primary Election

Run Time 1:39 PM

Run Date 09/25/2024

# San Juan County

2024 Primary Election

8/6/2024

Page 205

# Official Results

Registered Voters

8308 of 14761 = 56.28%

Precincts Reporting

0 of 42 = 0.00%

## 25 Eastsound North

360 of 840 registered voters = 42.86%

### Governor

Choice	Party	Absentee Voting		Total	Total
Jim Daniel		6	1.72%	6	1.72%
Cassandra Magdalene Hanson		8	2.29%	8	2.29%
Jeff Curry		3	0.86%	3	0.86%
Alex Tsimerman		0	0.00%	0	0.00%
Mark Mullet		29	8.31%	29	8.31%
Martin Lee Wheeler		2	0.57%	2	0.57%
Jennifer Hoover		5	1.43%	5	1.43%
Andre Stackhouse		4	1.15%	4	1.15%
EL'ona Kearney		6	1.72%	6	1.72%
Ricky Anthony		8	2.29%	8	2.29%
Bob Ferguson		201	57.59%	201	57.59%
Chaytan Inman		5	1.43%	5	1.43%
Michael DePaula		3	0.86%	3	0.86%
Dave Reichert		44	12.61%	44	12.61%
Don L Rivers		3	0.86%	3	0.86%
Jim Clark		0	0.00%	0	0.00%
Fred Grant		2	0.57%	2	0.57%
Leon A Lawson		5	1.43%	5	1.43%
Edward Cale IV		2	0.57%	2	0.57%
Frank Dare		0	0.00%	0	0.00%
William Combs		0	0.00%	0	0.00%
Alan Makayev		0	0.00%	0	0.00%
Brian Bogen		2	0.57%	2	0.57%
A.L. Brown		0	0.00%	0	0.00%
Brad Mjelde		0	0.00%	0	0.00%
Bill Hirt		0	0.00%	0	0.00%
Rosetta Marshall-Williams		1	0.29%	1	0.29%
Semi Bird		10	2.87%	10	2.87%
Cast Votes:		349	100.00%	349	100.00%
Undervotes:		10		10	
Overvotes:		1		1	
Unresolved write-in votes:		0		0	

## Precinct Results Report

2024 Primary Election

Run Time 1:39 PM

Run Date 09/25/2024

## San Juan County

2024 Primary Election

8/6/2024

Page 206

## Official Results

Registered Voters

8308 of 14761 = 56.28%

Precincts Reporting

0 of 42 = 0.00%

### 25 Eastsound North

360 of 840 registered voters = 42.86%

#### Lt. Governor

Choice	Party	Absentee Voting		Total	
Patrick "Pat" Harman		6	1.82%	6	1.82%
David Griffin		56	17.02%	56	17.02%
Bob Hagglund		35	10.64%	35	10.64%
Dan Matthews		29	8.81%	29	8.81%
Denny Heck		203	61.70%	203	61.70%
	Cast Votes:	329	100.00%	329	100.00%
	Undervotes:	29		29	
	Overvotes:	0		0	
	Unresolved write-in votes:	2		2	

#### Secretary of State

Choice	Party	Absentee Voting		Total	
Marquez Tiggs		46	13.65%	46	13.65%
Dale Whitaker		55	16.32%	55	16.32%
Damon Townsend		22	6.53%	22	6.53%
Steve Hobbs		214	63.50%	214	63.50%
	Cast Votes:	337	100.00%	337	100.00%
	Undervotes:	22		22	
	Overvotes:	0		0	
	Unresolved write-in votes:	1		1	

#### State Treasurer

Choice	Party	Absentee Voting		Total	
Mike Pellicciotti		258	76.33%	258	76.33%
Sharon Hanek		80	23.67%	80	23.67%
	Cast Votes:	338	100.00%	338	100.00%
	Undervotes:	22		22	
	Overvotes:	0		0	
	Unresolved write-in votes:	0		0	

## Precinct Results Report

2024 Primary Election

Run Time 1:39 PM

Run Date 09/25/2024

## San Juan County

2024 Primary Election

8/6/2024

Page 207

## Official Results

Registered Voters

8308 of 14761 = 56.28%

Precincts Reporting

0 of 42 = 0.00%

### 25 Eastsound North

360 of 840 registered voters = 42.86%

#### State Auditor

Choice	Party	Absentee Voting		Total	
Matt Hawkins		69	20.54%	69	20.54%
Pat (Patrice) McCarthy		267	79.46%	267	79.46%
	Cast Votes:	336	100.00%	336	100.00%
	Undervotes:	24		24	
	Overvotes:	0		0	
	Unresolved write-in votes:	0		0	

#### Attorney General

Choice	Party	Absentee Voting		Total	
Pete Serrano		69	20.23%	69	20.23%
Nick Brown		138	40.47%	138	40.47%
Manka Dhingra		134	39.30%	134	39.30%
	Cast Votes:	341	100.00%	341	100.00%
	Undervotes:	19		19	
	Overvotes:	0		0	
	Unresolved write-in votes:	0		0	

#### Commissioner of Public Lands

Choice	Party	Absentee Voting		Total	
Allen Lebovitz		65	19.64%	65	19.64%
Jaime Herrera Beutler		24	7.25%	24	7.25%
Dave Upthegrove		64	19.34%	64	19.34%
Sue Kuehl Pederson		45	13.60%	45	13.60%
Patrick DePoe		89	26.89%	89	26.89%
Jeralee Anderson		22	6.65%	22	6.65%
Kevin Van De Wege		22	6.65%	22	6.65%
	Cast Votes:	331	100.00%	331	100.00%
	Undervotes:	29		29	
	Overvotes:	0		0	
	Unresolved write-in votes:	0		0	

## Precinct Results Report

2024 Primary Election

Run Time 1:39 PM

Run Date 09/25/2024

## San Juan County

2024 Primary Election

8/6/2024

Page 208

## Official Results

Registered Voters

8308 of 14761 = 56.28%

Precincts Reporting

0 of 42 = 0.00%

### 25 Eastsound North

360 of 840 registered voters = 42.86%

#### Superintendent of Public Instruction

Choice	Party	Absentee Voting		Total	
Reid Saaris		116	39.06%	116	39.06%
Chris Reykdal		101	34.01%	101	34.01%
John Patterson Blair		13	4.38%	13	4.38%
David Olson		67	22.56%	67	22.56%
	Cast Votes:	297	100.00%	297	100.00%
	Undervotes:	63		63	
	Overvotes:	0		0	
	Unresolved write-in votes:	0		0	

#### Insurance Commissioner

Choice	Party	Absentee Voting		Total	
Patty Kuderer		206	63.19%	206	63.19%
Chris D. Chung		14	4.29%	14	4.29%
Jonathan Hendrix		11	3.37%	11	3.37%
Bill Boyd		7	2.15%	7	2.15%
John Pestinger		27	8.28%	27	8.28%
Tim Verzal		5	1.53%	5	1.53%
Phil Fortunato		51	15.64%	51	15.64%
Justin Murta		5	1.53%	5	1.53%
	Cast Votes:	326	100.00%	326	100.00%
	Undervotes:	34		34	
	Overvotes:	0		0	
	Unresolved write-in votes:	0		0	

#### State Senator

Choice	Party	Absentee Voting		Total	
Elizabeth (Liz) Lovelett		277	82.44%	277	82.44%
Charles Carrell		59	17.56%	59	17.56%
	Cast Votes:	336	100.00%	336	100.00%
	Undervotes:	23		23	
	Overvotes:	0		0	
	Unresolved write-in votes:	1		1	

## Precinct Results Report

2024 Primary Election

Run Time 1:39 PM

Run Date 09/25/2024

## San Juan County

2024 Primary Election

8/6/2024

Page 209

## Official Results

Registered Voters

8308 of 14761 = 56.28%

Precincts Reporting

0 of 42 = 0.00%

### 25 Eastsound North

360 of 840 registered voters = 42.86%

#### State Representative Pos. 1

Choice	Party	Absentee Voting		Total	
Debra Lekanoff		281	100.00%	281	100.00%
	Cast Votes:	281	100.00%	281	100.00%
	Undervotes:	69		69	
	Overvotes:	0		0	
	Unresolved write-in votes:	10		10	

#### State Representative Pos. 2

Choice	Party	Absentee Voting		Total	
Alex Ramel		278	100.00%	278	100.00%
	Cast Votes:	278	100.00%	278	100.00%
	Undervotes:	71		71	
	Overvotes:	0		0	
	Unresolved write-in votes:	11		11	

#### Council Residency District 1

Choice	Party	Absentee Voting		Total	
Adrian Kilpatrick		75	23.36%	75	23.36%
Kari McVeigh		160	49.84%	160	49.84%
Stephanie O'Day		86	26.79%	86	26.79%
	Cast Votes:	321	100.00%	321	100.00%
	Undervotes:	37		37	
	Overvotes:	0		0	
	Unresolved write-in votes:	2		2	

#### Council Residency District 2

Choice	Party	Absentee Voting		Total	
Rick Hughes		136	39.08%	136	39.08%
Justin Paulsen		180	51.72%	180	51.72%
Jonathan Jonnie Welch		32	9.20%	32	9.20%
	Cast Votes:	348	100.00%	348	100.00%
	Undervotes:	11		11	
	Overvotes:	0		0	
	Unresolved write-in votes:	1		1	

## Precinct Results Report

2024 Primary Election

Run Time 1:39 PM

Run Date 09/25/2024

## San Juan County

2024 Primary Election

8/6/2024

Page 210

## Official Results

Registered Voters

8308 of 14761 = 56.28%

Precincts Reporting

0 of 42 = 0.00%

### 25 Eastsound North

360 of 840 registered voters = 42.86%

### Justice Position 2

Choice	Party	Absentee Voting		Total	
Todd A. Bloom		29	9.86%	29	9.86%
Sal Mungia		174	59.18%	174	59.18%
David R Shelvey		1	0.34%	1	0.34%
Dave Larson		90	30.61%	90	30.61%
Cast Votes:		294	100.00%	294	100.00%
Undervotes:		62		62	
Overvotes:		0		0	
Unresolved write-in votes:		4		4	

## Precinct Results Report

2024 Primary Election

Run Time 1:39 PM

Run Date 09/25/2024

## San Juan County

2024 Primary Election

8/6/2024

Page 211

## Official Results

Registered Voters

8308 of 14761 = 56.28%

Precincts Reporting

0 of 42 = 0.00%

### 26 Eastsound

309 of 587 registered voters = 52.64%

#### U.S. Senator

Choice	Party	Absentee Voting		Total	
Mel Ram		4	1.30%	4	1.30%
Dr Raul Garcia		43	13.96%	43	13.96%
David Tilton		3	0.97%	3	0.97%
Maria Cantwell		238	77.27%	238	77.27%
Chuck Jackson		4	1.30%	4	1.30%
Isaac A Holyk		4	1.30%	4	1.30%
Henry Clay Dennison		1	0.32%	1	0.32%
Scott Nazarino		5	1.62%	5	1.62%
Paul Lawrence Giesick		0	0.00%	0	0.00%
Thor Amundson		4	1.30%	4	1.30%
Goodspaceguy		2	0.65%	2	0.65%
Cast Votes:		308	100.00%	308	100.00%
Undervotes:		1		1	
Overvotes:		0		0	
Unresolved write-in votes:		0		0	

#### Congressional District No. 2 - U.S. Representative

Choice	Party	Absentee Voting		Total	
Edwin Stickle		2	0.67%	2	0.67%
Daniel Miller		3	1.00%	3	1.00%
Cody Hart		19	6.33%	19	6.33%
Leif Johnson		34	11.33%	34	11.33%
Rick Larsen		191	63.67%	191	63.67%
Devin Hermanson		18	6.00%	18	6.00%
Jason Call		25	8.33%	25	8.33%
Josh Binda		8	2.67%	8	2.67%
Cast Votes:		300	100.00%	300	100.00%
Undervotes:		9		9	
Overvotes:		0		0	
Unresolved write-in votes:		0		0	

Precinct Results Report

2024 Primary Election

Run Time 1:39 PM

Run Date 09/25/2024

San Juan County

2024 Primary Election

8/6/2024

Page 212

Official Results

Registered Voters

8308 of 14761 = 56.28%

Precincts Reporting

0 of 42 = 0.00%

26 Eastsound

309 of 587 registered voters = 52.64%

Governor

Choice	Party	Absentee Voting		Total	Total
Jim Daniel		0	0.00%	0	0.00%
Cassandra Magdalene Hanson		1	0.33%	1	0.33%
Jeff Curry		1	0.33%	1	0.33%
Alex Tsimerman		0	0.00%	0	0.00%
Mark Mullet		23	7.52%	23	7.52%
Martin Lee Wheeler		0	0.00%	0	0.00%
Jennifer Hoover		1	0.33%	1	0.33%
Andre Stackhouse		5	1.63%	5	1.63%
EL'ona Kearney		5	1.63%	5	1.63%
Ricky Anthony		2	0.65%	2	0.65%
Bob Ferguson		205	66.99%	205	66.99%
Chaytan Inman		1	0.33%	1	0.33%
Michael DePaula		1	0.33%	1	0.33%
Dave Reichert		51	16.67%	51	16.67%
Don L Rivers		2	0.65%	2	0.65%
Jim Clark		1	0.33%	1	0.33%
Fred Grant		0	0.00%	0	0.00%
Leon A Lawson		1	0.33%	1	0.33%
Edward Cale IV		0	0.00%	0	0.00%
Frank Dare		0	0.00%	0	0.00%
William Combs		0	0.00%	0	0.00%
Alan Makayev		0	0.00%	0	0.00%
Brian Bogen		0	0.00%	0	0.00%
A.L. Brown		0	0.00%	0	0.00%
Brad Mjelde		0	0.00%	0	0.00%
Bill Hirt		1	0.33%	1	0.33%
Rosetta Marshall-Williams		0	0.00%	0	0.00%
Semi Bird		5	1.63%	5	1.63%
Cast Votes:		306	100.00%	306	100.00%
Undervotes:		3		3	
Overvotes:		0		0	
Unresolved write-in votes:		0		0	

## Precinct Results Report

2024 Primary Election

Run Time 1:39 PM

Run Date 09/25/2024

## San Juan County

2024 Primary Election

8/6/2024

Page 213

## Official Results

Registered Voters

8308 of 14761 = 56.28%

Precincts Reporting

0 of 42 = 0.00%

### 26 Eastsound

309 of 587 registered voters = 52.64%

#### Lt. Governor

Choice	Party	Absentee Voting		Total	
Patrick "Pat" Harman		4	1.36%	4	1.36%
David Griffin		33	11.22%	33	11.22%
Bob Hagglund		39	13.27%	39	13.27%
Dan Matthews		21	7.14%	21	7.14%
Denny Heck		197	67.01%	197	67.01%
	Cast Votes:	294	100.00%	294	100.00%
	Undervotes:	15		15	
	Overvotes:	0		0	
	Unresolved write-in votes:	0		0	

#### Secretary of State

Choice	Party	Absentee Voting		Total	
Marquez Tiggs		27	9.31%	27	9.31%
Dale Whitaker		50	17.24%	50	17.24%
Damon Townsend		11	3.79%	11	3.79%
Steve Hobbs		202	69.66%	202	69.66%
	Cast Votes:	290	100.00%	290	100.00%
	Undervotes:	19		19	
	Overvotes:	0		0	
	Unresolved write-in votes:	0		0	

#### State Treasurer

Choice	Party	Absentee Voting		Total	
Mike Pellicciotti		240	80.27%	240	80.27%
Sharon Hanek		59	19.73%	59	19.73%
	Cast Votes:	299	100.00%	299	100.00%
	Undervotes:	10		10	
	Overvotes:	0		0	
	Unresolved write-in votes:	0		0	

## Precinct Results Report

2024 Primary Election

Run Time 1:39 PM

Run Date 09/25/2024

## San Juan County

2024 Primary Election

8/6/2024

Page 214

## Official Results

Registered Voters

8308 of 14761 = 56.28%

Precincts Reporting

0 of 42 = 0.00%

### 26 Eastsound

309 of 587 registered voters = 52.64%

#### State Auditor

Choice	Party	Absentee Voting		Total	
Matt Hawkins		54	18.43%	54	18.43%
Pat (Patrice) McCarthy		239	81.57%	239	81.57%
	Cast Votes:	293	100.00%	293	100.00%
	Undervotes:	16		16	
	Overvotes:	0		0	
	Unresolved write-in votes:	0		0	

#### Attorney General

Choice	Party	Absentee Voting		Total	
Pete Serrano		59	20.34%	59	20.34%
Nick Brown		110	37.93%	110	37.93%
Manka Dhingra		121	41.72%	121	41.72%
	Cast Votes:	290	100.00%	290	100.00%
	Undervotes:	19		19	
	Overvotes:	0		0	
	Unresolved write-in votes:	0		0	

#### Commissioner of Public Lands

Choice	Party	Absentee Voting		Total	
Allen Lebovitz		49	16.78%	49	16.78%
Jaime Herrera Beutler		17	5.82%	17	5.82%
Dave Upthegrove		107	36.64%	107	36.64%
Sue Kuehl Pederson		45	15.41%	45	15.41%
Patrick DePoe		32	10.96%	32	10.96%
Jeralee Anderson		22	7.53%	22	7.53%
Kevin Van De Wege		20	6.85%	20	6.85%
	Cast Votes:	292	100.00%	292	100.00%
	Undervotes:	17		17	
	Overvotes:	0		0	
	Unresolved write-in votes:	0		0	

## Precinct Results Report

2024 Primary Election

Run Time 1:39 PM

Run Date 09/25/2024

## San Juan County

2024 Primary Election

8/6/2024

Page 215

## Official Results

Registered Voters

8308 of 14761 = 56.28%

Precincts Reporting

0 of 42 = 0.00%

### 26 Eastsound

309 of 587 registered voters = 52.64%

#### Superintendent of Public Instruction

Choice	Party	Absentee Voting		Total	
Reid Saaris		67	25.57%	67	25.57%
Chris Reykdal		127	48.47%	127	48.47%
John Patterson Blair		10	3.82%	10	3.82%
David Olson		58	22.14%	58	22.14%
Cast Votes:		262	100.00%	262	100.00%
Undervotes:		46		46	
Overvotes:		0		0	
Unresolved write-in votes:		1		1	

#### Insurance Commissioner

Choice	Party	Absentee Voting		Total	
Patty Kuderer		196	67.82%	196	67.82%
Chris D. Chung		3	1.04%	3	1.04%
Jonathan Hendrix		9	3.11%	9	3.11%
Bill Boyd		7	2.42%	7	2.42%
John Pestinger		17	5.88%	17	5.88%
Tim Verzal		0	0.00%	0	0.00%
Phil Fortunato		49	16.96%	49	16.96%
Justin Murta		8	2.77%	8	2.77%
Cast Votes:		289	100.00%	289	100.00%
Undervotes:		20		20	
Overvotes:		0		0	
Unresolved write-in votes:		0		0	

#### State Senator

Choice	Party	Absentee Voting		Total	
Elizabeth (Liz) Lovelett		237	80.34%	237	80.34%
Charles Carrell		58	19.66%	58	19.66%
Cast Votes:		295	100.00%	295	100.00%
Undervotes:		9		9	
Overvotes:		0		0	
Unresolved write-in votes:		5		5	

Precinct Results Report

San Juan County

Official Results

2024 Primary Election

2024 Primary Election

Registered Voters

8308 of 14761 = 56.28%

Run Time 1:39 PM

8/6/2024

Precincts Reporting

0 of 42 = 0.00%

Run Date 09/25/2024

Page 216

26 Eastsound

309 of 587 registered voters = 52.64%

State Representative Pos. 1

Choice	Party	Absentee Voting		Total	
Debra Lekanoff		230	100.00%	230	100.00%
	Cast Votes:	230	100.00%	230	100.00%
	Undervotes:	69		69	
	Overvotes:	0		0	
	Unresolved write-in votes:	10		10	

State Representative Pos. 2

Choice	Party	Absentee Voting		Total	
Alex Ramel		229	100.00%	229	100.00%
	Cast Votes:	229	100.00%	229	100.00%
	Undervotes:	70		70	
	Overvotes:	0		0	
	Unresolved write-in votes:	10		10	

Council Residency District 1

Choice	Party	Absentee Voting		Total	
Adrian Kilpatrick		45	15.96%	45	15.96%
Kari McVeigh		159	56.38%	159	56.38%
Stephanie O'Day		78	27.66%	78	27.66%
	Cast Votes:	282	100.00%	282	100.00%
	Undervotes:	24		24	
	Overvotes:	1		1	
	Unresolved write-in votes:	2		2	

Council Residency District 2

Choice	Party	Absentee Voting		Total	
Rick Hughes		115	38.08%	115	38.08%
Justin Paulsen		166	54.97%	166	54.97%
Jonathan Jonnie Welch		21	6.95%	21	6.95%
	Cast Votes:	302	100.00%	302	100.00%
	Undervotes:	7		7	
	Overvotes:	0		0	
	Unresolved write-in votes:	0		0	

## Precinct Results Report

2024 Primary Election

Run Time 1:39 PM

Run Date 09/25/2024

## San Juan County

2024 Primary Election

8/6/2024

Page 217

## Official Results

Registered Voters

8308 of 14761 = 56.28%

Precincts Reporting

0 of 42 = 0.00%

### 26 Eastsound

309 of 587 registered voters = 52.64%

### Justice Position 2

Choice	Party	Absentee Voting		Total	
Todd A. Bloom		23	8.85%	23	8.85%
Sal Mungia		156	60.00%	156	60.00%
David R Shelvey		4	1.54%	4	1.54%
Dave Larson		77	29.62%	77	29.62%
Cast Votes:		260	100.00%	260	100.00%
Undervotes:		49		49	
Overvotes:		0		0	
Unresolved write-in votes:		0		0	

# Precinct Results Report

2024 Primary Election

Run Time 1:39 PM

Run Date 09/25/2024

# San Juan County

2024 Primary Election

8/6/2024

Page 218

# Official Results

Registered Voters

8308 of 14761 = 56.28%

Precincts Reporting

0 of 42 = 0.00%

## 27 Orcas East

536 of 990 registered voters = 54.14%

### U.S. Senator

Choice	Party	Absentee Voting		Total	
Mel Ram		8	1.52%	8	1.52%
Dr Raul Garcia		73	13.88%	73	13.88%
David Tilton		4	0.76%	4	0.76%
Maria Cantwell		407	77.38%	407	77.38%
Chuck Jackson		5	0.95%	5	0.95%
Isaac A Holyk		5	0.95%	5	0.95%
Henry Clay Dennison		3	0.57%	3	0.57%
Scott Nazarino		8	1.52%	8	1.52%
Paul Lawrence Giesick		5	0.95%	5	0.95%
Thor Amundson		8	1.52%	8	1.52%
Goodspaceguy		0	0.00%	0	0.00%
Cast Votes:		526	100.00%	526	100.00%
Undervotes:		10		10	
Overvotes:		0		0	
Unresolved write-in votes:		0		0	

### Congressional District No. 2 - U.S. Representative

Choice	Party	Absentee Voting		Total	
Edwin Stickle		13	2.50%	13	2.50%
Daniel Miller		16	3.08%	16	3.08%
Cody Hart		33	6.36%	33	6.36%
Leif Johnson		43	8.29%	43	8.29%
Rick Larsen		307	59.15%	307	59.15%
Devin Hermanson		43	8.29%	43	8.29%
Jason Call		49	9.44%	49	9.44%
Josh Binda		15	2.89%	15	2.89%
Cast Votes:		519	100.00%	519	100.00%
Undervotes:		17		17	
Overvotes:		0		0	
Unresolved write-in votes:		0		0	

# Precinct Results Report

2024 Primary Election

Run Time 1:39 PM

Run Date 09/25/2024

# San Juan County

2024 Primary Election

8/6/2024

Page 219

# Official Results

Registered Voters

8308 of 14761 = 56.28%

Precincts Reporting

0 of 42 = 0.00%

## 27 Orcas East

536 of 990 registered voters = 54.14%

### Governor

Choice	Party	Absentee Voting		Total	Total
Jim Daniel		5	0.95%	5	0.95%
Cassandra Magdalene Hanson		4	0.76%	4	0.76%
Jeff Curry		1	0.19%	1	0.19%
Alex Tsimerman		0	0.00%	0	0.00%
Mark Mullet		29	5.50%	29	5.50%
Martin Lee Wheeler		1	0.19%	1	0.19%
Jennifer Hoover		5	0.95%	5	0.95%
Andre Stackhouse		7	1.33%	7	1.33%
EL'ona Kearney		3	0.57%	3	0.57%
Ricky Anthony		1	0.19%	1	0.19%
Bob Ferguson		354	67.17%	354	67.17%
Chaytan Inman		2	0.38%	2	0.38%
Michael DePaula		0	0.00%	0	0.00%
Dave Reichert		91	17.27%	91	17.27%
Don L Rivers		8	1.52%	8	1.52%
Jim Clark		0	0.00%	0	0.00%
Fred Grant		1	0.19%	1	0.19%
Leon A Lawson		4	0.76%	4	0.76%
Edward Cale IV		0	0.00%	0	0.00%
Frank Dare		0	0.00%	0	0.00%
William Combs		0	0.00%	0	0.00%
Alan Makayev		1	0.19%	1	0.19%
Brian Bogen		1	0.19%	1	0.19%
A.L. Brown		1	0.19%	1	0.19%
Brad Mjelde		0	0.00%	0	0.00%
Bill Hirt		0	0.00%	0	0.00%
Rosetta Marshall-Williams		2	0.38%	2	0.38%
Semi Bird		6	1.14%	6	1.14%
Cast Votes:		527	100.00%	527	100.00%
Undervotes:		7		7	
Overvotes:		2		2	
Unresolved write-in votes:		0		0	

## Precinct Results Report

2024 Primary Election

Run Time 1:39 PM

Run Date 09/25/2024

## San Juan County

2024 Primary Election

8/6/2024

Page 220

## Official Results

Registered Voters

8308 of 14761 = 56.28%

Precincts Reporting

0 of 42 = 0.00%

### 27 Orcas East

536 of 990 registered voters = 54.14%

#### Lt. Governor

Choice	Party	Absentee Voting		Total	
Patrick "Pat" Harman		13	2.55%	13	2.55%
David Griffin		62	12.16%	62	12.16%
Bob Hagglund		49	9.61%	49	9.61%
Dan Matthews		41	8.04%	41	8.04%
Denny Heck		345	67.65%	345	67.65%
	Cast Votes:	510	100.00%	510	100.00%
	Undervotes:	25		25	
	Overvotes:	0		0	
	Unresolved write-in votes:	1		1	

#### Secretary of State

Choice	Party	Absentee Voting		Total	
Marquez Tiggs		64	12.50%	64	12.50%
Dale Whitaker		92	17.97%	92	17.97%
Damon Townsend		27	5.27%	27	5.27%
Steve Hobbs		329	64.26%	329	64.26%
	Cast Votes:	512	100.00%	512	100.00%
	Undervotes:	22		22	
	Overvotes:	0		0	
	Unresolved write-in votes:	2		2	

#### State Treasurer

Choice	Party	Absentee Voting		Total	
Mike Pellicciotti		405	78.03%	405	78.03%
Sharon Hanek		114	21.97%	114	21.97%
	Cast Votes:	519	100.00%	519	100.00%
	Undervotes:	17		17	
	Overvotes:	0		0	
	Unresolved write-in votes:	0		0	

## Precinct Results Report

2024 Primary Election

Run Time 1:39 PM

Run Date 09/25/2024

## San Juan County

2024 Primary Election

8/6/2024

Page 221

## Official Results

Registered Voters

8308 of 14761 = 56.28%

Precincts Reporting

0 of 42 = 0.00%

### 27 Orcas East

536 of 990 registered voters = 54.14%

#### State Auditor

Choice	Party	Absentee Voting		Total	
Matt Hawkins		106	20.54%	106	20.54%
Pat (Patrice) McCarthy		410	79.46%	410	79.46%
	Cast Votes:	516	100.00%	516	100.00%
	Undervotes:	20		20	
	Overvotes:	0		0	
	Unresolved write-in votes:	0		0	

#### Attorney General

Choice	Party	Absentee Voting		Total	
Pete Serrano		106	20.54%	106	20.54%
Nick Brown		197	38.18%	197	38.18%
Manka Dhingra		213	41.28%	213	41.28%
	Cast Votes:	516	100.00%	516	100.00%
	Undervotes:	19		19	
	Overvotes:	1		1	
	Unresolved write-in votes:	0		0	

#### Commissioner of Public Lands

Choice	Party	Absentee Voting		Total	
Allen Lebovitz		91	17.84%	91	17.84%
Jaime Herrera Beutler		32	6.27%	32	6.27%
Dave Upthegrove		180	35.29%	180	35.29%
Sue Kuehl Pederson		69	13.53%	69	13.53%
Patrick DePoe		83	16.27%	83	16.27%
Jeralee Anderson		26	5.10%	26	5.10%
Kevin Van De Wege		29	5.69%	29	5.69%
	Cast Votes:	510	100.00%	510	100.00%
	Undervotes:	26		26	
	Overvotes:	0		0	
	Unresolved write-in votes:	0		0	

# Precinct Results Report

2024 Primary Election

Run Time 1:39 PM

Run Date 09/25/2024

# San Juan County

2024 Primary Election

8/6/2024

Page 222

# Official Results

Registered Voters

8308 of 14761 = 56.28%

Precincts Reporting

0 of 42 = 0.00%

## 27 Orcas East

536 of 990 registered voters = 54.14%

### Superintendent of Public Instruction

Choice	Party	Absentee Voting		Total	
Reid Saaris		127	25.97%	127	25.97%
Chris Reykdal		240	49.08%	240	49.08%
John Patterson Blair		12	2.45%	12	2.45%
David Olson		110	22.49%	110	22.49%
Cast Votes:		489	100.00%	489	100.00%
Undervotes:		47		47	
Overvotes:		0		0	
Unresolved write-in votes:		0		0	

### Insurance Commissioner

Choice	Party	Absentee Voting		Total	
Patty Kuderer		332	67.89%	332	67.89%
Chris D. Chung		10	2.04%	10	2.04%
Jonathan Hendrix		7	1.43%	7	1.43%
Bill Boyd		11	2.25%	11	2.25%
John Pestinger		30	6.13%	30	6.13%
Tim Verzal		6	1.23%	6	1.23%
Phil Fortunato		73	14.93%	73	14.93%
Justin Murta		20	4.09%	20	4.09%
Cast Votes:		489	100.00%	489	100.00%
Undervotes:		47		47	
Overvotes:		0		0	
Unresolved write-in votes:		0		0	

### State Senator

Choice	Party	Absentee Voting		Total	
Elizabeth (Liz) Lovelett		423	82.14%	423	82.14%
Charles Carrell		92	17.86%	92	17.86%
Cast Votes:		515	100.00%	515	100.00%
Undervotes:		14		14	
Overvotes:		0		0	
Unresolved write-in votes:		7		7	

# Precinct Results Report

2024 Primary Election

Run Time 1:39 PM

Run Date 09/25/2024

# San Juan County

2024 Primary Election

8/6/2024

Page 223

# Official Results

Registered Voters

8308 of 14761 = 56.28%

Precincts Reporting

0 of 42 = 0.00%

## 27 Orcas East

536 of 990 registered voters = 54.14%

### State Representative Pos. 1

Choice	Party	Absentee Voting		Total	
Debra Lekanoff		419	100.00%	419	100.00%
	Cast Votes:	419	100.00%	419	100.00%
	Undervotes:	91		91	
	Overvotes:	0		0	
	Unresolved write-in votes:	26		26	

### State Representative Pos. 2

Choice	Party	Absentee Voting		Total	
Alex Ramel		414	100.00%	414	100.00%
	Cast Votes:	414	100.00%	414	100.00%
	Undervotes:	104		104	
	Overvotes:	0		0	
	Unresolved write-in votes:	18		18	

### Council Residency District 1

Choice	Party	Absentee Voting		Total	
Adrian Kilpatrick		101	20.78%	101	20.78%
Kari McVeigh		258	53.09%	258	53.09%
Stephanie O'Day		127	26.13%	127	26.13%
	Cast Votes:	486	100.00%	486	100.00%
	Undervotes:	49		49	
	Overvotes:	0		0	
	Unresolved write-in votes:	1		1	

### Council Residency District 2

Choice	Party	Absentee Voting		Total	
Rick Hughes		246	47.67%	246	47.67%
Justin Paulsen		244	47.29%	244	47.29%
Jonathan Jonnie Welch		26	5.04%	26	5.04%
	Cast Votes:	516	100.00%	516	100.00%
	Undervotes:	20		20	
	Overvotes:	0		0	
	Unresolved write-in votes:	0		0	

## Precinct Results Report

2024 Primary Election

Run Time 1:39 PM

Run Date 09/25/2024

## San Juan County

2024 Primary Election

8/6/2024

Page 224

## Official Results

### Registered Voters

8308 of 14761 = 56.28%

### Precincts Reporting

0 of 42 = 0.00%

## 27 Orcas East

536 of 990 registered voters = 54.14%

### Justice Position 2

Choice	Party	Absentee Voting		Total	
Todd A. Bloom		38	8.41%	38	8.41%
Sal Mungia		281	62.17%	281	62.17%
David R Shelvey		4	0.88%	4	0.88%
Dave Larson		129	28.54%	129	28.54%
Cast Votes:		452	100.00%	452	100.00%
Undervotes:		82		82	
Overvotes:		0		0	
Unresolved write-in votes:		2		2	

## Precinct Results Report

2024 Primary Election

Run Time 1:39 PM

Run Date 09/25/2024

## San Juan County

2024 Primary Election

8/6/2024

Page 225

## Official Results

Registered Voters

8308 of 14761 = 56.28%

Precincts Reporting

0 of 42 = 0.00%

### 28 Blakely & Outer Is

30 of 61 registered voters = 49.18%

#### U.S. Senator

Choice	Party	Absentee Voting		Total	
Mel Ram		2	6.67%	2	6.67%
Dr Raul Garcia		6	20.00%	6	20.00%
David Tilton		0	0.00%	0	0.00%
Maria Cantwell		18	60.00%	18	60.00%
Chuck Jackson		0	0.00%	0	0.00%
Isaac A Holyk		0	0.00%	0	0.00%
Henry Clay Dennison		0	0.00%	0	0.00%
Scott Nazarino		2	6.67%	2	6.67%
Paul Lawrence Giesick		0	0.00%	0	0.00%
Thor Amundson		0	0.00%	0	0.00%
Goodspaceguy		2	6.67%	2	6.67%
Cast Votes:		30	100.00%	30	100.00%
Undervotes:		0		0	
Overvotes:		0		0	
Unresolved write-in votes:		0		0	

#### Congressional District No. 2 - U.S. Representative

Choice	Party	Absentee Voting		Total	
Edwin Stickle		0	0.00%	0	0.00%
Daniel Miller		0	0.00%	0	0.00%
Cody Hart		6	20.69%	6	20.69%
Leif Johnson		5	17.24%	5	17.24%
Rick Larsen		15	51.72%	15	51.72%
Devin Hermanson		2	6.90%	2	6.90%
Jason Call		0	0.00%	0	0.00%
Josh Binda		1	3.45%	1	3.45%
Cast Votes:		29	100.00%	29	100.00%
Undervotes:		1		1	
Overvotes:		0		0	
Unresolved write-in votes:		0		0	

Precinct Results Report

2024 Primary Election

Run Time 1:39 PM

Run Date 09/25/2024

San Juan County

2024 Primary Election

8/6/2024

Page 226

Official Results

Registered Voters

8308 of 14761 = 56.28%

Precincts Reporting

0 of 42 = 0.00%

28 Blakely & Outer Is

30 of 61 registered voters = 49.18%

Governor

Choice	Party	Absentee Voting		Total	Total
Jim Daniel		0	0.00%	0	0.00%
Cassandra Magdalene Hanson		0	0.00%	0	0.00%
Jeff Curry		0	0.00%	0	0.00%
Alex Tsimerman		0	0.00%	0	0.00%
Mark Mullet		3	10.00%	3	10.00%
Martin Lee Wheeler		0	0.00%	0	0.00%
Jennifer Hoover		0	0.00%	0	0.00%
Andre Stackhouse		0	0.00%	0	0.00%
EL'ona Kearney		0	0.00%	0	0.00%
Ricky Anthony		0	0.00%	0	0.00%
Bob Ferguson		13	43.33%	13	43.33%
Chaytan Inman		0	0.00%	0	0.00%
Michael DePaula		0	0.00%	0	0.00%
Dave Reichert		9	30.00%	9	30.00%
Don L Rivers		0	0.00%	0	0.00%
Jim Clark		0	0.00%	0	0.00%
Fred Grant		0	0.00%	0	0.00%
Leon A Lawson		0	0.00%	0	0.00%
Edward Cale IV		0	0.00%	0	0.00%
Frank Dare		0	0.00%	0	0.00%
William Combs		0	0.00%	0	0.00%
Alan Makayev		0	0.00%	0	0.00%
Brian Bogen		2	6.67%	2	6.67%
A.L. Brown		0	0.00%	0	0.00%
Brad Mjelde		0	0.00%	0	0.00%
Bill Hirt		0	0.00%	0	0.00%
Rosetta Marshall-Williams		0	0.00%	0	0.00%
Semi Bird		3	10.00%	3	10.00%
Cast Votes:		30	100.00%	30	100.00%
Undervotes:		0		0	
Overvotes:		0		0	
Unresolved write-in votes:		0		0	

## Precinct Results Report

2024 Primary Election

Run Time 1:39 PM

Run Date 09/25/2024

## San Juan County

2024 Primary Election

8/6/2024

Page 227

## Official Results

Registered Voters

8308 of 14761 = 56.28%

Precincts Reporting

0 of 42 = 0.00%

### 28 Blakely & Outer Is

30 of 61 registered voters = 49.18%

#### Lt. Governor

Choice	Party	Absentee Voting		Total	
Patrick "Pat" Harman		0	0.00%	0	0.00%
David Griffin		0	0.00%	0	0.00%
Bob Hagglund		3	10.34%	3	10.34%
Dan Matthews		8	27.59%	8	27.59%
Denny Heck		18	62.07%	18	62.07%
	Cast Votes:	29	100.00%	29	100.00%
	Undervotes:	1		1	
	Overvotes:	0		0	
	Unresolved write-in votes:	0		0	

#### Secretary of State

Choice	Party	Absentee Voting		Total	
Marquez Tiggs		0	0.00%	0	0.00%
Dale Whitaker		9	31.03%	9	31.03%
Damon Townsend		3	10.34%	3	10.34%
Steve Hobbs		17	58.62%	17	58.62%
	Cast Votes:	29	100.00%	29	100.00%
	Undervotes:	1		1	
	Overvotes:	0		0	
	Unresolved write-in votes:	0		0	

#### State Treasurer

Choice	Party	Absentee Voting		Total	
Mike Pellicciotti		22	75.86%	22	75.86%
Sharon Hanek		7	24.14%	7	24.14%
	Cast Votes:	29	100.00%	29	100.00%
	Undervotes:	1		1	
	Overvotes:	0		0	
	Unresolved write-in votes:	0		0	

## Precinct Results Report

2024 Primary Election

Run Time 1:39 PM

Run Date 09/25/2024

## San Juan County

2024 Primary Election

8/6/2024

Page 228

## Official Results

Registered Voters

8308 of 14761 = 56.28%

Precincts Reporting

0 of 42 = 0.00%

### 28 Blakely & Outer Is

30 of 61 registered voters = 49.18%

#### State Auditor

Choice	Party	Absentee Voting		Total	
Matt Hawkins		11	39.29%	11	39.29%
Pat (Patrice) McCarthy		17	60.71%	17	60.71%
	Cast Votes:	28	100.00%	28	100.00%
	Undervotes:	2		2	
	Overvotes:	0		0	
	Unresolved write-in votes:	0		0	

#### Attorney General

Choice	Party	Absentee Voting		Total	
Pete Serrano		11	39.29%	11	39.29%
Nick Brown		13	46.43%	13	46.43%
Manka Dhingra		4	14.29%	4	14.29%
	Cast Votes:	28	100.00%	28	100.00%
	Undervotes:	2		2	
	Overvotes:	0		0	
	Unresolved write-in votes:	0		0	

#### Commissioner of Public Lands

Choice	Party	Absentee Voting		Total	
Allen Lebovitz		3	10.71%	3	10.71%
Jaime Herrera Beutler		4	14.29%	4	14.29%
Dave Upthegrove		8	28.57%	8	28.57%
Sue Kuehl Pederson		5	17.86%	5	17.86%
Patrick DePoe		3	10.71%	3	10.71%
Jeralee Anderson		3	10.71%	3	10.71%
Kevin Van De Wege		2	7.14%	2	7.14%
	Cast Votes:	28	100.00%	28	100.00%
	Undervotes:	2		2	
	Overvotes:	0		0	
	Unresolved write-in votes:	0		0	

## Precinct Results Report

2024 Primary Election

Run Time 1:39 PM

Run Date 09/25/2024

## San Juan County

2024 Primary Election

8/6/2024

Page 229

## Official Results

Registered Voters

8308 of 14761 = 56.28%

Precincts Reporting

0 of 42 = 0.00%

### 28 Blakely & Outer Is

30 of 61 registered voters = 49.18%

#### Superintendent of Public Instruction

Choice	Party	Absentee Voting		Total	
Reid Saaris		5	20.83%	5	20.83%
Chris Reykdal		10	41.67%	10	41.67%
John Patterson Blair		1	4.17%	1	4.17%
David Olson		8	33.33%	8	33.33%
Cast Votes:		24	100.00%	24	100.00%
Undervotes:		6		6	
Overvotes:		0		0	
Unresolved write-in votes:		0		0	

#### Insurance Commissioner

Choice	Party	Absentee Voting		Total	
Patty Kuderer		14	53.85%	14	53.85%
Chris D. Chung		0	0.00%	0	0.00%
Jonathan Hendrix		2	7.69%	2	7.69%
Bill Boyd		0	0.00%	0	0.00%
John Pestinger		1	3.85%	1	3.85%
Tim Verzal		0	0.00%	0	0.00%
Phil Fortunato		9	34.62%	9	34.62%
Justin Murta		0	0.00%	0	0.00%
Cast Votes:		26	100.00%	26	100.00%
Undervotes:		4		4	
Overvotes:		0		0	
Unresolved write-in votes:		0		0	

#### State Senator

Choice	Party	Absentee Voting		Total	
Elizabeth (Liz) Lovelett		19	63.33%	19	63.33%
Charles Carrell		11	36.67%	11	36.67%
Cast Votes:		30	100.00%	30	100.00%
Undervotes:		0		0	
Overvotes:		0		0	
Unresolved write-in votes:		0		0	

# Precinct Results Report

2024 Primary Election

Run Time 1:39 PM

Run Date 09/25/2024

# San Juan County

2024 Primary Election

8/6/2024

Page 230

# Official Results

Registered Voters

8308 of 14761 = 56.28%

Precincts Reporting

0 of 42 = 0.00%

## 28 Blakely & Outer Is

30 of 61 registered voters = 49.18%

### State Representative Pos. 1

Choice	Party	Absentee Voting		Total	
Debra Lekanoff		19	100.00%	19	100.00%
	Cast Votes:	19	100.00%	19	100.00%
	Undervotes:	10		10	
	Overvotes:	0		0	
	Unresolved write-in votes:	1		1	

### State Representative Pos. 2

Choice	Party	Absentee Voting		Total	
Alex Ramel		18	100.00%	18	100.00%
	Cast Votes:	18	100.00%	18	100.00%
	Undervotes:	11		11	
	Overvotes:	0		0	
	Unresolved write-in votes:	1		1	

### Council Residency District 1

Choice	Party	Absentee Voting		Total	
Adrian Kilpatrick		8	34.78%	8	34.78%
Kari McVeigh		5	21.74%	5	21.74%
Stephanie O'Day		10	43.48%	10	43.48%
	Cast Votes:	23	100.00%	23	100.00%
	Undervotes:	7		7	
	Overvotes:	0		0	
	Unresolved write-in votes:	0		0	

### Council Residency District 2

Choice	Party	Absentee Voting		Total	
Rick Hughes		13	56.52%	13	56.52%
Justin Paulsen		9	39.13%	9	39.13%
Jonathan Jonnie Welch		1	4.35%	1	4.35%
	Cast Votes:	23	100.00%	23	100.00%
	Undervotes:	7		7	
	Overvotes:	0		0	
	Unresolved write-in votes:	0		0	

**Precinct Results Report**

2024 Primary Election

Run Time 1:39 PM

Run Date 09/25/2024

**San Juan County**

2024 Primary Election

8/6/2024

Page 231

**Official Results**

**Registered Voters**

8308 of 14761 = 56.28%

**Precincts Reporting**

0 of 42 = 0.00%

**28 Blakely & Outer Is**

30 of 61 registered voters = 49.18%

**Justice Position 2**

Choice	Party	Absentee Voting		Total	
Todd A. Bloom		4	16.67%	4	16.67%
Sal Mungia		13	54.17%	13	54.17%
David R Shelvey		0	0.00%	0	0.00%
Dave Larson		7	29.17%	7	29.17%
Cast Votes:		24	100.00%	24	100.00%
Undervotes:		6		6	
Overvotes:		0		0	
Unresolved write-in votes:		0		0	

# Precinct Results Report

2024 Primary Election

Run Time 1:39 PM

Run Date 09/25/2024

# San Juan County

2024 Primary Election

8/6/2024

Page 232

# Official Results

Registered Voters

8308 of 14761 = 56.28%

Precincts Reporting

0 of 42 = 0.00%

## 30 Lopez NW

140 of 244 registered voters = 57.38%

### U.S. Senator

Choice	Party	Absentee Voting		Total	
Mel Ram		2	1.48%	2	1.48%
Dr Raul Garcia		14	10.37%	14	10.37%
David Tilton		1	0.74%	1	0.74%
Maria Cantwell		108	80.00%	108	80.00%
Chuck Jackson		1	0.74%	1	0.74%
Isaac A Holyk		3	2.22%	3	2.22%
Henry Clay Dennison		1	0.74%	1	0.74%
Scott Nazarino		0	0.00%	0	0.00%
Paul Lawrence Giesick		4	2.96%	4	2.96%
Thor Amundson		1	0.74%	1	0.74%
Goodspaceguy		0	0.00%	0	0.00%
Cast Votes:		135	100.00%	135	100.00%
Undervotes:		5		5	
Overvotes:		0		0	
Unresolved write-in votes:		0		0	

### Congressional District No. 2 - U.S. Representative

Choice	Party	Absentee Voting		Total	
Edwin Stickle		3	2.22%	3	2.22%
Daniel Miller		2	1.48%	2	1.48%
Cody Hart		10	7.41%	10	7.41%
Leif Johnson		4	2.96%	4	2.96%
Rick Larsen		73	54.07%	73	54.07%
Devin Hermanson		3	2.22%	3	2.22%
Jason Call		28	20.74%	28	20.74%
Josh Binda		12	8.89%	12	8.89%
Cast Votes:		135	100.00%	135	100.00%
Undervotes:		5		5	
Overvotes:		0		0	
Unresolved write-in votes:		0		0	

# Precinct Results Report

2024 Primary Election

Run Time 1:39 PM

Run Date 09/25/2024

# San Juan County

2024 Primary Election

8/6/2024

Page 233

# Official Results

Registered Voters

8308 of 14761 = 56.28%

Precincts Reporting

0 of 42 = 0.00%

## 30 Lopez NW

140 of 244 registered voters = 57.38%

### Governor

Choice	Party	Absentee Voting		Total	Total
Jim Daniel		2	1.49%	2	1.49%
Cassandra Magdalene Hanson		2	1.49%	2	1.49%
Jeff Curry		1	0.75%	1	0.75%
Alex Tsimerman		0	0.00%	0	0.00%
Mark Mullet		10	7.46%	10	7.46%
Martin Lee Wheeler		0	0.00%	0	0.00%
Jennifer Hoover		1	0.75%	1	0.75%
Andre Stackhouse		1	0.75%	1	0.75%
EL'ona Kearney		2	1.49%	2	1.49%
Ricky Anthony		0	0.00%	0	0.00%
Bob Ferguson		97	72.39%	97	72.39%
Chaytan Inman		0	0.00%	0	0.00%
Michael DePaula		0	0.00%	0	0.00%
Dave Reichert		14	10.45%	14	10.45%
Don L Rivers		0	0.00%	0	0.00%
Jim Clark		0	0.00%	0	0.00%
Fred Grant		1	0.75%	1	0.75%
Leon A Lawson		2	1.49%	2	1.49%
Edward Cale IV		0	0.00%	0	0.00%
Frank Dare		0	0.00%	0	0.00%
William Combs		0	0.00%	0	0.00%
Alan Makayev		0	0.00%	0	0.00%
Brian Bogen		1	0.75%	1	0.75%
A.L. Brown		0	0.00%	0	0.00%
Brad Mjelde		0	0.00%	0	0.00%
Bill Hirt		0	0.00%	0	0.00%
Rosetta Marshall-Williams		0	0.00%	0	0.00%
Semi Bird		0	0.00%	0	0.00%
Cast Votes:		134	100.00%	134	100.00%
Undervotes:		5		5	
Overvotes:		1		1	
Unresolved write-in votes:		0		0	

## Precinct Results Report

2024 Primary Election

Run Time 1:39 PM

Run Date 09/25/2024

## San Juan County

2024 Primary Election

8/6/2024

Page 234

## Official Results

Registered Voters

8308 of 14761 = 56.28%

Precincts Reporting

0 of 42 = 0.00%

### 30 Lopez NW

140 of 244 registered voters = 57.38%

#### Lt. Governor

Choice	Party	Absentee Voting		Total	
Patrick "Pat" Harman		2	1.50%	2	1.50%
David Griffin		12	9.02%	12	9.02%
Bob Hagglund		8	6.02%	8	6.02%
Dan Matthews		13	9.77%	13	9.77%
Denny Heck		98	73.68%	98	73.68%
Cast Votes:		133	100.00%	133	100.00%
Undervotes:		7		7	
Overvotes:		0		0	
Unresolved write-in votes:		0		0	

#### Secretary of State

Choice	Party	Absentee Voting		Total	
Marquez Tiggs		24	18.18%	24	18.18%
Dale Whitaker		18	13.64%	18	13.64%
Damon Townsend		4	3.03%	4	3.03%
Steve Hobbs		86	65.15%	86	65.15%
Cast Votes:		132	100.00%	132	100.00%
Undervotes:		7		7	
Overvotes:		0		0	
Unresolved write-in votes:		1		1	

#### State Treasurer

Choice	Party	Absentee Voting		Total	
Mike Pellicciotti		116	87.22%	116	87.22%
Sharon Hanek		17	12.78%	17	12.78%
Cast Votes:		133	100.00%	133	100.00%
Undervotes:		7		7	
Overvotes:		0		0	
Unresolved write-in votes:		0		0	

## Precinct Results Report

2024 Primary Election

Run Time 1:39 PM

Run Date 09/25/2024

## San Juan County

2024 Primary Election

8/6/2024

Page 235

## Official Results

Registered Voters

8308 of 14761 = 56.28%

Precincts Reporting

0 of 42 = 0.00%

### 30 Lopez NW

140 of 244 registered voters = 57.38%

#### State Auditor

Choice	Party	Absentee Voting		Total	
Matt Hawkins		19	14.50%	19	14.50%
Pat (Patrice) McCarthy		112	85.50%	112	85.50%
	Cast Votes:	131	100.00%	131	100.00%
	Undervotes:	9		9	
	Overvotes:	0		0	
	Unresolved write-in votes:	0		0	

#### Attorney General

Choice	Party	Absentee Voting		Total	
Pete Serrano		18	13.64%	18	13.64%
Nick Brown		70	53.03%	70	53.03%
Manka Dhingra		44	33.33%	44	33.33%
	Cast Votes:	132	100.00%	132	100.00%
	Undervotes:	8		8	
	Overvotes:	0		0	
	Unresolved write-in votes:	0		0	

#### Commissioner of Public Lands

Choice	Party	Absentee Voting		Total	
Allen Lebovitz		22	16.79%	22	16.79%
Jaime Herrera Beutler		6	4.58%	6	4.58%
Dave Upthegrove		48	36.64%	48	36.64%
Sue Kuehl Pederson		15	11.45%	15	11.45%
Patrick DePoe		28	21.37%	28	21.37%
Jeralee Anderson		7	5.34%	7	5.34%
Kevin Van De Wege		5	3.82%	5	3.82%
	Cast Votes:	131	100.00%	131	100.00%
	Undervotes:	9		9	
	Overvotes:	0		0	
	Unresolved write-in votes:	0		0	

## Precinct Results Report

2024 Primary Election

Run Time 1:39 PM

Run Date 09/25/2024

## San Juan County

2024 Primary Election

8/6/2024

Page 236

## Official Results

Registered Voters

8308 of 14761 = 56.28%

Precincts Reporting

0 of 42 = 0.00%

### 30 Lopez NW

140 of 244 registered voters = 57.38%

#### Superintendent of Public Instruction

Choice	Party	Absentee Voting		Total	
Reid Saaris		39	33.33%	39	33.33%
Chris Reykdal		54	46.15%	54	46.15%
John Patterson Blair		3	2.56%	3	2.56%
David Olson		21	17.95%	21	17.95%
Cast Votes:		117	100.00%	117	100.00%
Undervotes:		23		23	
Overvotes:		0		0	
Unresolved write-in votes:		0		0	

#### Insurance Commissioner

Choice	Party	Absentee Voting		Total	
Patty Kuderer		95	75.40%	95	75.40%
Chris D. Chung		7	5.56%	7	5.56%
Jonathan Hendrix		2	1.59%	2	1.59%
Bill Boyd		1	0.79%	1	0.79%
John Pestinger		5	3.97%	5	3.97%
Tim Verzal		0	0.00%	0	0.00%
Phil Fortunato		14	11.11%	14	11.11%
Justin Murta		2	1.59%	2	1.59%
Cast Votes:		126	100.00%	126	100.00%
Undervotes:		14		14	
Overvotes:		0		0	
Unresolved write-in votes:		0		0	

#### State Senator

Choice	Party	Absentee Voting		Total	
Elizabeth (Liz) Lovelett		118	88.06%	118	88.06%
Charles Carrell		16	11.94%	16	11.94%
Cast Votes:		134	100.00%	134	100.00%
Undervotes:		6		6	
Overvotes:		0		0	
Unresolved write-in votes:		0		0	

# Precinct Results Report

2024 Primary Election

Run Time 1:39 PM

Run Date 09/25/2024

# San Juan County

2024 Primary Election

8/6/2024

Page 237

# Official Results

Registered Voters

8308 of 14761 = 56.28%

Precincts Reporting

0 of 42 = 0.00%

## 30 Lopez NW

140 of 244 registered voters = 57.38%

### State Representative Pos. 1

Choice	Party	Absentee Voting		Total	
Debra Lekanoff		116	100.00%	116	100.00%
	Cast Votes:	116	100.00%	116	100.00%
	Undervotes:	24		24	
	Overvotes:	0		0	
	Unresolved write-in votes:	0		0	

### State Representative Pos. 2

Choice	Party	Absentee Voting		Total	
Alex Ramel		113	100.00%	113	100.00%
	Cast Votes:	113	100.00%	113	100.00%
	Undervotes:	27		27	
	Overvotes:	0		0	
	Unresolved write-in votes:	0		0	

### Council Residency District 1

Choice	Party	Absentee Voting		Total	
Adrian Kilpatrick		21	16.80%	21	16.80%
Kari McVeigh		71	56.80%	71	56.80%
Stephanie O'Day		33	26.40%	33	26.40%
	Cast Votes:	125	100.00%	125	100.00%
	Undervotes:	15		15	
	Overvotes:	0		0	
	Unresolved write-in votes:	0		0	

### Council Residency District 2

Choice	Party	Absentee Voting		Total	
Rick Hughes		78	63.93%	78	63.93%
Justin Paulsen		38	31.15%	38	31.15%
Jonathan Jonnie Welch		6	4.92%	6	4.92%
	Cast Votes:	122	100.00%	122	100.00%
	Undervotes:	18		18	
	Overvotes:	0		0	
	Unresolved write-in votes:	0		0	

**Precinct Results Report**

2024 Primary Election

Run Time 1:39 PM

Run Date 09/25/2024

**San Juan County**

2024 Primary Election

8/6/2024

Page 238

**Official Results**

**Registered Voters**

8308 of 14761 = 56.28%

**Precincts Reporting**

0 of 42 = 0.00%

**30 Lopez NW**

140 of 244 registered voters = 57.38%

**Justice Position 2**

Choice	Party	Absentee Voting		Total	
Todd A. Bloom		10	8.33%	10	8.33%
Sal Mungia		84	70.00%	84	70.00%
David R Shelvey		1	0.83%	1	0.83%
Dave Larson		25	20.83%	25	20.83%
Cast Votes:		120	100.00%	120	100.00%
Undervotes:		20		20	
Overvotes:		0		0	
Unresolved write-in votes:		0		0	

**Proposition No. 1 - Replacement Safety and Technology Capital Projects Levy**

Choice	Party	Absentee Voting		Total	
Yes		97	71.85%	97	71.85%
No		38	28.15%	38	28.15%
Cast Votes:		135	100.00%	135	100.00%
Undervotes:		5		5	
Overvotes:		0		0	
Unresolved write-in votes:		0		0	

# Precinct Results Report

2024 Primary Election

Run Time 1:39 PM

Run Date 09/25/2024

# San Juan County

2024 Primary Election

8/6/2024

Page 239

# Official Results

Registered Voters

8308 of 14761 = 56.28%

Precincts Reporting

0 of 42 = 0.00%

## 30 Lopez NW - U18

0 of 0 registered voters = 0.00%

### U.S. Senator

Choice	Party	Absentee Voting		Total
Mel Ram		0	0.00%	0 0.00%
Dr Raul Garcia		0	0.00%	0 0.00%
David Tilton		0	0.00%	0 0.00%
Maria Cantwell		0	0.00%	0 0.00%
Chuck Jackson		0	0.00%	0 0.00%
Isaac A Holyk		0	0.00%	0 0.00%
Henry Clay Dennison		0	0.00%	0 0.00%
Scott Nazarino		0	0.00%	0 0.00%
Paul Lawrence Giesick		0	0.00%	0 0.00%
Thor Amundson		0	0.00%	0 0.00%
Goodspaceguy		0	0.00%	0 0.00%
Cast Votes:		0	0.00%	0 0.00%
Undervotes:		0		0
Overvotes:		0		0
Unresolved write-in votes:		0		0

### Congressional District No. 2 - U.S. Representative

Choice	Party	Absentee Voting		Total
Edwin Stickle		0	0.00%	0 0.00%
Daniel Miller		0	0.00%	0 0.00%
Cody Hart		0	0.00%	0 0.00%
Leif Johnson		0	0.00%	0 0.00%
Rick Larsen		0	0.00%	0 0.00%
Devin Hermanson		0	0.00%	0 0.00%
Jason Call		0	0.00%	0 0.00%
Josh Binda		0	0.00%	0 0.00%
Cast Votes:		0	0.00%	0 0.00%
Undervotes:		0		0
Overvotes:		0		0
Unresolved write-in votes:		0		0

Precinct Results Report

2024 Primary Election

Run Time 1:39 PM

Run Date 09/25/2024

San Juan County

2024 Primary Election

8/6/2024

Page 240

Official Results

Registered Voters

8308 of 14761 = 56.28%

Precincts Reporting

0 of 42 = 0.00%

30 Lopez NW - U18

0 of 0 registered voters = 0.00%

Governor

Choice	Party	Absentee Voting		Total
Jim Daniel		0	0.00%	0 0.00%
Cassandra Magdalene Hanson		0	0.00%	0 0.00%
Jeff Curry		0	0.00%	0 0.00%
Alex Tsimerman		0	0.00%	0 0.00%
Mark Mullet		0	0.00%	0 0.00%
Martin Lee Wheeler		0	0.00%	0 0.00%
Jennifer Hoover		0	0.00%	0 0.00%
Andre Stackhouse		0	0.00%	0 0.00%
EL'ona Kearney		0	0.00%	0 0.00%
Ricky Anthony		0	0.00%	0 0.00%
Bob Ferguson		0	0.00%	0 0.00%
Chaytan Inman		0	0.00%	0 0.00%
Michael DePaula		0	0.00%	0 0.00%
Dave Reichert		0	0.00%	0 0.00%
Don L Rivers		0	0.00%	0 0.00%
Jim Clark		0	0.00%	0 0.00%
Fred Grant		0	0.00%	0 0.00%
Leon A Lawson		0	0.00%	0 0.00%
Edward Cale IV		0	0.00%	0 0.00%
Frank Dare		0	0.00%	0 0.00%
William Combs		0	0.00%	0 0.00%
Alan Makayev		0	0.00%	0 0.00%
Brian Bogen		0	0.00%	0 0.00%
A.L. Brown		0	0.00%	0 0.00%
Brad Mjelde		0	0.00%	0 0.00%
Bill Hirt		0	0.00%	0 0.00%
Rosetta Marshall-Williams		0	0.00%	0 0.00%
Semi Bird		0	0.00%	0 0.00%
Cast Votes:		0	0.00%	0 0.00%
Undervotes:		0		0
Overvotes:		0		0
Unresolved write-in votes:		0		0

# Precinct Results Report

2024 Primary Election

Run Time 1:39 PM

Run Date 09/25/2024

# San Juan County

2024 Primary Election

8/6/2024

Page 241

# Official Results

Registered Voters

8308 of 14761 = 56.28%

Precincts Reporting

0 of 42 = 0.00%

## 30 Lopez NW - U18

0 of 0 registered voters = 0.00%

### Lt. Governor

Choice	Party	Absentee Voting		Total	
Patrick "Pat" Harman		0	0.00%	0	0.00%
David Griffin		0	0.00%	0	0.00%
Bob Hagglund		0	0.00%	0	0.00%
Dan Matthews		0	0.00%	0	0.00%
Denny Heck		0	0.00%	0	0.00%
	Cast Votes:	0	0.00%	0	0.00%
	Undervotes:	0		0	
	Overvotes:	0		0	
	Unresolved write-in votes:	0		0	

### Secretary of State

Choice	Party	Absentee Voting		Total	
Marquez Tiggs		0	0.00%	0	0.00%
Dale Whitaker		0	0.00%	0	0.00%
Damon Townsend		0	0.00%	0	0.00%
Steve Hobbs		0	0.00%	0	0.00%
	Cast Votes:	0	0.00%	0	0.00%
	Undervotes:	0		0	
	Overvotes:	0		0	
	Unresolved write-in votes:	0		0	

### State Treasurer

Choice	Party	Absentee Voting		Total	
Mike Pellicciotti		0	0.00%	0	0.00%
Sharon Hanek		0	0.00%	0	0.00%
	Cast Votes:	0	0.00%	0	0.00%
	Undervotes:	0		0	
	Overvotes:	0		0	
	Unresolved write-in votes:	0		0	

Precinct Results Report

San Juan County

Official Results

2024 Primary Election

2024 Primary Election

Registered Voters

8308 of 14761 = 56.28%

Run Time 1:39 PM

8/6/2024

Precincts Reporting

0 of 42 = 0.00%

Run Date 09/25/2024

Page 242

30 Lopez NW - U18

0 of 0 registered voters = 0.00%

State Auditor

Choice	Party	Absentee Voting		Total	
Matt Hawkins		0	0.00%	0	0.00%
Pat (Patrice) McCarthy		0	0.00%	0	0.00%
	Cast Votes:	0	0.00%	0	0.00%
	Undervotes:	0		0	
	Overvotes:	0		0	
	Unresolved write-in votes:	0		0	

Attorney General

Choice	Party	Absentee Voting		Total	
Pete Serrano		0	0.00%	0	0.00%
Nick Brown		0	0.00%	0	0.00%
Manka Dhingra		0	0.00%	0	0.00%
	Cast Votes:	0	0.00%	0	0.00%
	Undervotes:	0		0	
	Overvotes:	0		0	
	Unresolved write-in votes:	0		0	

Commissioner of Public Lands

Choice	Party	Absentee Voting		Total	
Allen Lebovitz		0	0.00%	0	0.00%
Jaime Herrera Beutler		0	0.00%	0	0.00%
Dave Upthegrove		0	0.00%	0	0.00%
Sue Kuehl Pederson		0	0.00%	0	0.00%
Patrick DePoe		0	0.00%	0	0.00%
Jeralee Anderson		0	0.00%	0	0.00%
Kevin Van De Wege		0	0.00%	0	0.00%
	Cast Votes:	0	0.00%	0	0.00%
	Undervotes:	0		0	
	Overvotes:	0		0	
	Unresolved write-in votes:	0		0	

Precinct Results Report

San Juan County

Official Results

2024 Primary Election

2024 Primary Election

Registered Voters  
8308 of 14761 = 56.28%

Run Time 1:39 PM

8/6/2024

Precincts Reporting

Run Date 09/25/2024

Page 243

0 of 42 = 0.00%

30 Lopez NW - U18

0 of 0 registered voters = 0.00%

Superintendent of Public Instruction

Choice	Party	Absentee Voting		Total	
Reid Saaris		0	0.00%	0	0.00%
Chris Reykdal		0	0.00%	0	0.00%
John Patterson Blair		0	0.00%	0	0.00%
David Olson		0	0.00%	0	0.00%
	Cast Votes:	0	0.00%	0	0.00%
	Undervotes:	0		0	
	Overvotes:	0		0	
	Unresolved write-in votes:	0		0	

Insurance Commissioner

Choice	Party	Absentee Voting		Total	
Patty Kuderer		0	0.00%	0	0.00%
Chris D. Chung		0	0.00%	0	0.00%
Jonathan Hendrix		0	0.00%	0	0.00%
Bill Boyd		0	0.00%	0	0.00%
John Pestinger		0	0.00%	0	0.00%
Tim Verzal		0	0.00%	0	0.00%
Phil Fortunato		0	0.00%	0	0.00%
Justin Murta		0	0.00%	0	0.00%
	Cast Votes:	0	0.00%	0	0.00%
	Undervotes:	0		0	
	Overvotes:	0		0	
	Unresolved write-in votes:	0		0	

State Senator

Choice	Party	Absentee Voting		Total	
Elizabeth (Liz) Lovelett		0	0.00%	0	0.00%
Charles Carrell		0	0.00%	0	0.00%
	Cast Votes:	0	0.00%	0	0.00%
	Undervotes:	0		0	
	Overvotes:	0		0	
	Unresolved write-in votes:	0		0	

Precinct Results Report

San Juan County

Official Results

2024 Primary Election

2024 Primary Election

Registered Voters

8308 of 14761 = 56.28%

Run Time 1:39 PM

8/6/2024

Precincts Reporting

0 of 42 = 0.00%

Run Date 09/25/2024

Page 244

30 Lopez NW - U18

0 of 0 registered voters = 0.00%

State Representative Pos. 1

Choice	Party	Absentee Voting		Total	
Debra Lekanoff		0	0.00%	0	0.00%
	Cast Votes:	0	0.00%	0	0.00%
	Undervotes:	0		0	
	Overvotes:	0		0	
	Unresolved write-in votes:	0		0	

State Representative Pos. 2

Choice	Party	Absentee Voting		Total	
Alex Ramel		0	0.00%	0	0.00%
	Cast Votes:	0	0.00%	0	0.00%
	Undervotes:	0		0	
	Overvotes:	0		0	
	Unresolved write-in votes:	0		0	

Council Residency District 1

Choice	Party	Absentee Voting		Total	
Adrian Kilpatrick		0	0.00%	0	0.00%
Kari McVeigh		0	0.00%	0	0.00%
Stephanie O'Day		0	0.00%	0	0.00%
	Cast Votes:	0	0.00%	0	0.00%
	Undervotes:	0		0	
	Overvotes:	0		0	
	Unresolved write-in votes:	0		0	

Council Residency District 2

Choice	Party	Absentee Voting		Total	
Rick Hughes		0	0.00%	0	0.00%
Justin Paulsen		0	0.00%	0	0.00%
Jonathan Jonnie Welch		0	0.00%	0	0.00%
	Cast Votes:	0	0.00%	0	0.00%
	Undervotes:	0		0	
	Overvotes:	0		0	
	Unresolved write-in votes:	0		0	

**Precinct Results Report**

2024 Primary Election

Run Time 1:39 PM

Run Date 09/25/2024

**San Juan County**

2024 Primary Election

8/6/2024

Page 245

**Official Results**

**Registered Voters**

8308 of 14761 = 56.28%

**Precincts Reporting**

0 of 42 = 0.00%

**30 Lopez NW - U18**

0 of 0 registered voters = 0.00%

**Justice Position 2**

Choice	Party	Absentee Voting		Total	
Todd A. Bloom		0	0.00%	0	0.00%
Sal Mungia		0	0.00%	0	0.00%
David R Shelvey		0	0.00%	0	0.00%
Dave Larson		0	0.00%	0	0.00%
	Cast Votes:	0	0.00%	0	0.00%
	Undervotes:	0		0	
	Overvotes:	0		0	
	Unresolved write-in votes:	0		0	

## Precinct Results Report

2024 Primary Election

Run Time 1:39 PM

Run Date 09/25/2024

## San Juan County

2024 Primary Election

8/6/2024

Page 246

## Official Results

Registered Voters

8308 of 14761 = 56.28%

Precincts Reporting

0 of 42 = 0.00%

### 31 Lopez North

630 of 1,071 registered voters = 58.82%

#### U.S. Senator

Choice	Party	Absentee Voting		Total	
Mel Ram		11	1.80%	11	1.80%
Dr Raul Garcia		92	15.03%	92	15.03%
David Tilton		0	0.00%	0	0.00%
Maria Cantwell		458	74.84%	458	74.84%
Chuck Jackson		5	0.82%	5	0.82%
Isaac A Holyk		12	1.96%	12	1.96%
Henry Clay Dennison		1	0.16%	1	0.16%
Scott Nazarino		22	3.59%	22	3.59%
Paul Lawrence Giesick		2	0.33%	2	0.33%
Thor Amundson		6	0.98%	6	0.98%
Goodspaceguy		3	0.49%	3	0.49%
Cast Votes:		612	100.00%	612	100.00%
Undervotes:		17		17	
Overvotes:		0		0	
Unresolved write-in votes:		1		1	

#### Congressional District No. 2 - U.S. Representative

Choice	Party	Absentee Voting		Total	
Edwin Stickle		12	1.97%	12	1.97%
Daniel Miller		13	2.14%	13	2.14%
Cody Hart		61	10.03%	61	10.03%
Leif Johnson		62	10.20%	62	10.20%
Rick Larsen		338	55.59%	338	55.59%
Devin Hermanson		22	3.62%	22	3.62%
Jason Call		83	13.65%	83	13.65%
Josh Binda		17	2.80%	17	2.80%
Cast Votes:		608	100.00%	608	100.00%
Undervotes:		22		22	
Overvotes:		0		0	
Unresolved write-in votes:		0		0	

# Precinct Results Report

2024 Primary Election

Run Time 1:39 PM

Run Date 09/25/2024

# San Juan County

2024 Primary Election

8/6/2024

Page 247

# Official Results

Registered Voters

8308 of 14761 = 56.28%

Precincts Reporting

0 of 42 = 0.00%

## 31 Lopez North

630 of 1,071 registered voters = 58.82%

### Governor

Choice	Party	Absentee Voting		Total	Total
Jim Daniel		10	1.61%	10	1.61%
Cassandra Magdalene Hanson		5	0.81%	5	0.81%
Jeff Curry		1	0.16%	1	0.16%
Alex Tsimerman		0	0.00%	0	0.00%
Mark Mullet		33	5.31%	33	5.31%
Martin Lee Wheeler		0	0.00%	0	0.00%
Jennifer Hoover		1	0.16%	1	0.16%
Andre Stackhouse		6	0.97%	6	0.97%
EL'ona Kearney		8	1.29%	8	1.29%
Ricky Anthony		2	0.32%	2	0.32%
Bob Ferguson		397	63.93%	397	63.93%
Chaytan Inman		4	0.64%	4	0.64%
Michael DePaula		0	0.00%	0	0.00%
Dave Reichert		119	19.16%	119	19.16%
Don L Rivers		0	0.00%	0	0.00%
Jim Clark		0	0.00%	0	0.00%
Fred Grant		1	0.16%	1	0.16%
Leon A Lawson		7	1.13%	7	1.13%
Edward Cale IV		0	0.00%	0	0.00%
Frank Dare		0	0.00%	0	0.00%
William Combs		1	0.16%	1	0.16%
Alan Makayev		1	0.16%	1	0.16%
Brian Bogen		2	0.32%	2	0.32%
A.L. Brown		0	0.00%	0	0.00%
Brad Mjelde		0	0.00%	0	0.00%
Bill Hirt		0	0.00%	0	0.00%
Rosetta Marshall-Williams		1	0.16%	1	0.16%
Semi Bird		22	3.54%	22	3.54%
Cast Votes:		621	100.00%	621	100.00%
Undervotes:		7		7	
Overvotes:		2		2	
Unresolved write-in votes:		0		0	

# Precinct Results Report

2024 Primary Election

Run Time 1:39 PM

Run Date 09/25/2024

# San Juan County

2024 Primary Election

8/6/2024

Page 248

# Official Results

Registered Voters

8308 of 14761 = 56.28%

Precincts Reporting

0 of 42 = 0.00%

## 31 Lopez North

630 of 1,071 registered voters = 58.82%

### Lt. Governor

Choice	Party	Absentee Voting		Total	
Patrick "Pat" Harman		11	1.86%	11	1.86%
David Griffin		47	7.94%	47	7.94%
Bob Hagglund		76	12.84%	76	12.84%
Dan Matthews		73	12.33%	73	12.33%
Denny Heck		385	65.03%	385	65.03%
Cast Votes:		592	100.00%	592	100.00%
Undervotes:		37		37	
Overvotes:		0		0	
Unresolved write-in votes:		1		1	

### Secretary of State

Choice	Party	Absentee Voting		Total	
Marquez Tiggs		46	7.80%	46	7.80%
Dale Whitaker		131	22.20%	131	22.20%
Damon Townsend		27	4.58%	27	4.58%
Steve Hobbs		386	65.42%	386	65.42%
Cast Votes:		590	100.00%	590	100.00%
Undervotes:		40		40	
Overvotes:		0		0	
Unresolved write-in votes:		0		0	

### State Treasurer

Choice	Party	Absentee Voting		Total	
Mike Pellicciotti		442	74.54%	442	74.54%
Sharon Hanek		151	25.46%	151	25.46%
Cast Votes:		593	100.00%	593	100.00%
Undervotes:		37		37	
Overvotes:		0		0	
Unresolved write-in votes:		0		0	

## Precinct Results Report

2024 Primary Election

Run Time 1:39 PM

Run Date 09/25/2024

## San Juan County

2024 Primary Election

8/6/2024

Page 249

## Official Results

Registered Voters

8308 of 14761 = 56.28%

Precincts Reporting

0 of 42 = 0.00%

### 31 Lopez North

630 of 1,071 registered voters = 58.82%

#### State Auditor

Choice	Party	Absentee Voting		Total	
Matt Hawkins		149	25.17%	149	25.17%
Pat (Patrice) McCarthy		443	74.83%	443	74.83%
	Cast Votes:	592	100.00%	592	100.00%
	Undervotes:	38		38	
	Overvotes:	0		0	
	Unresolved write-in votes:	0		0	

#### Attorney General

Choice	Party	Absentee Voting		Total	
Pete Serrano		147	24.83%	147	24.83%
Nick Brown		239	40.37%	239	40.37%
Manka Dhingra		206	34.80%	206	34.80%
	Cast Votes:	592	100.00%	592	100.00%
	Undervotes:	38		38	
	Overvotes:	0		0	
	Unresolved write-in votes:	0		0	

#### Commissioner of Public Lands

Choice	Party	Absentee Voting		Total	
Allen Lebovitz		59	10.14%	59	10.14%
Jaime Herrera Beutler		50	8.59%	50	8.59%
Dave Upthegrove		171	29.38%	171	29.38%
Sue Kuehl Pederson		107	18.38%	107	18.38%
Patrick DePoe		133	22.85%	133	22.85%
Jeralee Anderson		16	2.75%	16	2.75%
Kevin Van De Wege		46	7.90%	46	7.90%
	Cast Votes:	582	100.00%	582	100.00%
	Undervotes:	48		48	
	Overvotes:	0		0	
	Unresolved write-in votes:	0		0	

# Precinct Results Report

2024 Primary Election

Run Time 1:39 PM

Run Date 09/25/2024

# San Juan County

2024 Primary Election

8/6/2024

Page 250

# Official Results

Registered Voters

8308 of 14761 = 56.28%

Precincts Reporting

0 of 42 = 0.00%

## 31 Lopez North

630 of 1,071 registered voters = 58.82%

### Superintendent of Public Instruction

Choice	Party	Absentee Voting		Total	
Reid Saaris		153	28.76%	153	28.76%
Chris Reykdal		241	45.30%	241	45.30%
John Patterson Blair		9	1.69%	9	1.69%
David Olson		129	24.25%	129	24.25%
Cast Votes:		532	100.00%	532	100.00%
Undervotes:		94		94	
Overvotes:		0		0	
Unresolved write-in votes:		4		4	

### Insurance Commissioner

Choice	Party	Absentee Voting		Total	
Patty Kuderer		336	60.43%	336	60.43%
Chris D. Chung		8	1.44%	8	1.44%
Jonathan Hendrix		8	1.44%	8	1.44%
Bill Boyd		12	2.16%	12	2.16%
John Pestinger		60	10.79%	60	10.79%
Tim Verzal		1	0.18%	1	0.18%
Phil Fortunato		111	19.96%	111	19.96%
Justin Murta		20	3.60%	20	3.60%
Cast Votes:		556	100.00%	556	100.00%
Undervotes:		72		72	
Overvotes:		0		0	
Unresolved write-in votes:		2		2	

### State Senator

Choice	Party	Absentee Voting		Total	
Elizabeth (Liz) Lovelett		450	76.01%	450	76.01%
Charles Carrell		142	23.99%	142	23.99%
Cast Votes:		592	100.00%	592	100.00%
Undervotes:		37		37	
Overvotes:		0		0	
Unresolved write-in votes:		1		1	

# Precinct Results Report

2024 Primary Election

Run Time 1:39 PM

Run Date 09/25/2024

# San Juan County

2024 Primary Election

8/6/2024

Page 251

# Official Results

Registered Voters

8308 of 14761 = 56.28%

Precincts Reporting

0 of 42 = 0.00%

## 31 Lopez North

630 of 1,071 registered voters = 58.82%

### State Representative Pos. 1

Choice	Party	Absentee Voting		Total	
Debra Lekanoff		453	100.00%	453	100.00%
	Cast Votes:	453	100.00%	453	100.00%
	Undervotes:	164		164	
	Overvotes:	0		0	
	Unresolved write-in votes:	13		13	

### State Representative Pos. 2

Choice	Party	Absentee Voting		Total	
Alex Ramel		453	100.00%	453	100.00%
	Cast Votes:	453	100.00%	453	100.00%
	Undervotes:	164		164	
	Overvotes:	0		0	
	Unresolved write-in votes:	13		13	

### Council Residency District 1

Choice	Party	Absentee Voting		Total	
Adrian Kilpatrick		93	17.16%	93	17.16%
Kari McVeigh		320	59.04%	320	59.04%
Stephanie O'Day		129	23.80%	129	23.80%
	Cast Votes:	542	100.00%	542	100.00%
	Undervotes:	85		85	
	Overvotes:	0		0	
	Unresolved write-in votes:	3		3	

### Council Residency District 2

Choice	Party	Absentee Voting		Total	
Rick Hughes		273	51.32%	273	51.32%
Justin Paulsen		234	43.98%	234	43.98%
Jonathan Jonnie Welch		25	4.70%	25	4.70%
	Cast Votes:	532	100.00%	532	100.00%
	Undervotes:	96		96	
	Overvotes:	0		0	
	Unresolved write-in votes:	2		2	

**Precinct Results Report**

2024 Primary Election

Run Time 1:39 PM

Run Date 09/25/2024

**San Juan County**

2024 Primary Election

8/6/2024

Page 252

**Official Results**

**Registered Voters**

8308 of 14761 = 56.28%

**Precincts Reporting**

0 of 42 = 0.00%

**31 Lopez North**

630 of 1,071 registered voters = 58.82%

**Justice Position 2**

Choice	Party	Absentee Voting		Total	
Todd A. Bloom		46	8.80%	46	8.80%
Sal Mungia		338	64.63%	338	64.63%
David R Shelvey		10	1.91%	10	1.91%
Dave Larson		129	24.67%	129	24.67%
Cast Votes:		523	100.00%	523	100.00%
Undervotes:		104		104	
Overvotes:		0		0	
Unresolved write-in votes:		3		3	

**Proposition No. 1 - Replacement Safety and Technology Capital Projects Levy**

Choice	Party	Absentee Voting		Total	
Yes		412	66.77%	412	66.77%
No		205	33.23%	205	33.23%
Cast Votes:		617	100.00%	617	100.00%
Undervotes:		13		13	
Overvotes:		0		0	
Unresolved write-in votes:		0		0	

Precinct Results Report

San Juan County

Official Results

2024 Primary Election

2024 Primary Election

Registered Voters

8308 of 14761 = 56.28%

Run Time 1:39 PM

8/6/2024

Precincts Reporting

0 of 42 = 0.00%

Run Date 09/25/2024

Page 253

31 Lopez North - U18

0 of 0 registered voters = 0.00%

U.S. Senator

Choice	Party	Absentee Voting		Total
Mel Ram		0	0.00%	0 0.00%
Dr Raul Garcia		0	0.00%	0 0.00%
David Tilton		0	0.00%	0 0.00%
Maria Cantwell		0	0.00%	0 0.00%
Chuck Jackson		0	0.00%	0 0.00%
Isaac A Holyk		0	0.00%	0 0.00%
Henry Clay Dennison		0	0.00%	0 0.00%
Scott Nazarino		0	0.00%	0 0.00%
Paul Lawrence Giesick		0	0.00%	0 0.00%
Thor Amundson		0	0.00%	0 0.00%
Goodspaceguy		0	0.00%	0 0.00%
Cast Votes:		0	0.00%	0 0.00%
Undervotes:		0		0
Overvotes:		0		0
Unresolved write-in votes:		0		0

Congressional District No. 2 - U.S. Representative

Choice	Party	Absentee Voting		Total
Edwin Stickle		0	0.00%	0 0.00%
Daniel Miller		0	0.00%	0 0.00%
Cody Hart		0	0.00%	0 0.00%
Leif Johnson		0	0.00%	0 0.00%
Rick Larsen		0	0.00%	0 0.00%
Devin Hermanson		0	0.00%	0 0.00%
Jason Call		0	0.00%	0 0.00%
Josh Binda		0	0.00%	0 0.00%
Cast Votes:		0	0.00%	0 0.00%
Undervotes:		0		0
Overvotes:		0		0
Unresolved write-in votes:		0		0

Precinct Results Report

San Juan County

Official Results

2024 Primary Election

2024 Primary Election

Registered Voters

8308 of 14761 = 56.28%

Run Time 1:39 PM

8/6/2024

Precincts Reporting

0 of 42 = 0.00%

Run Date 09/25/2024

Page 254

31 Lopez North - U18

0 of 0 registered voters = 0.00%

Governor

Choice	Party	Absentee Voting		Total
Jim Daniel		0	0.00%	0 0.00%
Cassandra Magdalene Hanson		0	0.00%	0 0.00%
Jeff Curry		0	0.00%	0 0.00%
Alex Tsimerman		0	0.00%	0 0.00%
Mark Mullet		0	0.00%	0 0.00%
Martin Lee Wheeler		0	0.00%	0 0.00%
Jennifer Hoover		0	0.00%	0 0.00%
Andre Stackhouse		0	0.00%	0 0.00%
EL'ona Kearney		0	0.00%	0 0.00%
Ricky Anthony		0	0.00%	0 0.00%
Bob Ferguson		0	0.00%	0 0.00%
Chaytan Inman		0	0.00%	0 0.00%
Michael DePaula		0	0.00%	0 0.00%
Dave Reichert		0	0.00%	0 0.00%
Don L Rivers		0	0.00%	0 0.00%
Jim Clark		0	0.00%	0 0.00%
Fred Grant		0	0.00%	0 0.00%
Leon A Lawson		0	0.00%	0 0.00%
Edward Cale IV		0	0.00%	0 0.00%
Frank Dare		0	0.00%	0 0.00%
William Combs		0	0.00%	0 0.00%
Alan Makayev		0	0.00%	0 0.00%
Brian Bogen		0	0.00%	0 0.00%
A.L. Brown		0	0.00%	0 0.00%
Brad Mjelde		0	0.00%	0 0.00%
Bill Hirt		0	0.00%	0 0.00%
Rosetta Marshall-Williams		0	0.00%	0 0.00%
Semi Bird		0	0.00%	0 0.00%
Cast Votes:		0	0.00%	0 0.00%
Undervotes:		0		0
Overvotes:		0		0
Unresolved write-in votes:		0		0

# Precinct Results Report

2024 Primary Election

Run Time 1:39 PM

Run Date 09/25/2024

# San Juan County

2024 Primary Election

8/6/2024

Page 255

# Official Results

Registered Voters

8308 of 14761 = 56.28%

Precincts Reporting

0 of 42 = 0.00%

## 31 Lopez North - U18

0 of 0 registered voters = 0.00%

### Lt. Governor

Choice	Party	Absentee Voting		Total
Patrick "Pat" Harman		0	0.00%	0 0.00%
David Griffin		0	0.00%	0 0.00%
Bob Hagglund		0	0.00%	0 0.00%
Dan Matthews		0	0.00%	0 0.00%
Denny Heck		0	0.00%	0 0.00%
	Cast Votes:	0	0.00%	0 0.00%
	Undervotes:	0		0
	Overvotes:	0		0
	Unresolved write-in votes:	0		0

### Secretary of State

Choice	Party	Absentee Voting		Total
Marquez Tiggs		0	0.00%	0 0.00%
Dale Whitaker		0	0.00%	0 0.00%
Damon Townsend		0	0.00%	0 0.00%
Steve Hobbs		0	0.00%	0 0.00%
	Cast Votes:	0	0.00%	0 0.00%
	Undervotes:	0		0
	Overvotes:	0		0
	Unresolved write-in votes:	0		0

### State Treasurer

Choice	Party	Absentee Voting		Total
Mike Pellicciotti		0	0.00%	0 0.00%
Sharon Hanek		0	0.00%	0 0.00%
	Cast Votes:	0	0.00%	0 0.00%
	Undervotes:	0		0
	Overvotes:	0		0
	Unresolved write-in votes:	0		0

Precinct Results Report

San Juan County

Official Results

2024 Primary Election

2024 Primary Election

Registered Voters

8308 of 14761 = 56.28%

Run Time 1:39 PM

8/6/2024

Precincts Reporting

0 of 42 = 0.00%

Run Date 09/25/2024

Page 256

31 Lopez North - U18

0 of 0 registered voters = 0.00%

State Auditor

Choice	Party	Absentee Voting		Total	
Matt Hawkins		0	0.00%	0	0.00%
Pat (Patrice) McCarthy		0	0.00%	0	0.00%
	Cast Votes:	0	0.00%	0	0.00%
	Undervotes:	0		0	
	Overvotes:	0		0	
	Unresolved write-in votes:	0		0	

Attorney General

Choice	Party	Absentee Voting		Total	
Pete Serrano		0	0.00%	0	0.00%
Nick Brown		0	0.00%	0	0.00%
Manka Dhingra		0	0.00%	0	0.00%
	Cast Votes:	0	0.00%	0	0.00%
	Undervotes:	0		0	
	Overvotes:	0		0	
	Unresolved write-in votes:	0		0	

Commissioner of Public Lands

Choice	Party	Absentee Voting		Total	
Allen Lebovitz		0	0.00%	0	0.00%
Jaime Herrera Beutler		0	0.00%	0	0.00%
Dave Upthegrove		0	0.00%	0	0.00%
Sue Kuehl Pederson		0	0.00%	0	0.00%
Patrick DePoe		0	0.00%	0	0.00%
Jeralee Anderson		0	0.00%	0	0.00%
Kevin Van De Wege		0	0.00%	0	0.00%
	Cast Votes:	0	0.00%	0	0.00%
	Undervotes:	0		0	
	Overvotes:	0		0	
	Unresolved write-in votes:	0		0	

# Precinct Results Report

2024 Primary Election

Run Time 1:39 PM

Run Date 09/25/2024

# San Juan County

2024 Primary Election

8/6/2024

Page 257

# Official Results

Registered Voters

8308 of 14761 = 56.28%

Precincts Reporting

0 of 42 = 0.00%

## 31 Lopez North - U18

0 of 0 registered voters = 0.00%

### Superintendent of Public Instruction

Choice	Party	Absentee Voting		Total	
Reid Saaris		0	0.00%	0	0.00%
Chris Reykdal		0	0.00%	0	0.00%
John Patterson Blair		0	0.00%	0	0.00%
David Olson		0	0.00%	0	0.00%
	Cast Votes:	0	0.00%	0	0.00%
	Undervotes:	0		0	
	Overvotes:	0		0	
	Unresolved write-in votes:	0		0	

### Insurance Commissioner

Choice	Party	Absentee Voting		Total	
Patty Kuderer		0	0.00%	0	0.00%
Chris D. Chung		0	0.00%	0	0.00%
Jonathan Hendrix		0	0.00%	0	0.00%
Bill Boyd		0	0.00%	0	0.00%
John Pestinger		0	0.00%	0	0.00%
Tim Verzal		0	0.00%	0	0.00%
Phil Fortunato		0	0.00%	0	0.00%
Justin Murta		0	0.00%	0	0.00%
	Cast Votes:	0	0.00%	0	0.00%
	Undervotes:	0		0	
	Overvotes:	0		0	
	Unresolved write-in votes:	0		0	

### State Senator

Choice	Party	Absentee Voting		Total	
Elizabeth (Liz) Lovelett		0	0.00%	0	0.00%
Charles Carrell		0	0.00%	0	0.00%
	Cast Votes:	0	0.00%	0	0.00%
	Undervotes:	0		0	
	Overvotes:	0		0	
	Unresolved write-in votes:	0		0	

Precinct Results Report

San Juan County

Official Results

2024 Primary Election

2024 Primary Election

Registered Voters

8308 of 14761 = 56.28%

Run Time 1:39 PM

8/6/2024

Precincts Reporting

0 of 42 = 0.00%

Run Date 09/25/2024

Page 258

31 Lopez North - U18

0 of 0 registered voters = 0.00%

State Representative Pos. 1

Choice	Party	Absentee Voting		Total	
Debra Lekanoff		0	0.00%	0	0.00%
	Cast Votes:	0	0.00%	0	0.00%
	Undervotes:	0		0	
	Overvotes:	0		0	
	Unresolved write-in votes:	0		0	

State Representative Pos. 2

Choice	Party	Absentee Voting		Total	
Alex Ramel		0	0.00%	0	0.00%
	Cast Votes:	0	0.00%	0	0.00%
	Undervotes:	0		0	
	Overvotes:	0		0	
	Unresolved write-in votes:	0		0	

Council Residency District 1

Choice	Party	Absentee Voting		Total	
Adrian Kilpatrick		0	0.00%	0	0.00%
Kari McVeigh		0	0.00%	0	0.00%
Stephanie O'Day		0	0.00%	0	0.00%
	Cast Votes:	0	0.00%	0	0.00%
	Undervotes:	0		0	
	Overvotes:	0		0	
	Unresolved write-in votes:	0		0	

Council Residency District 2

Choice	Party	Absentee Voting		Total	
Rick Hughes		0	0.00%	0	0.00%
Justin Paulsen		0	0.00%	0	0.00%
Jonathan Jonnie Welch		0	0.00%	0	0.00%
	Cast Votes:	0	0.00%	0	0.00%
	Undervotes:	0		0	
	Overvotes:	0		0	
	Unresolved write-in votes:	0		0	

**Precinct Results Report**

2024 Primary Election

Run Time 1:39 PM

Run Date 09/25/2024

**San Juan County**

2024 Primary Election

8/6/2024

Page 259

**Official Results**

**Registered Voters**

8308 of 14761 = 56.28%

**Precincts Reporting**

0 of 42 = 0.00%

**31 Lopez North - U18**

0 of 0 registered voters = 0.00%

**Justice Position 2**

Choice	Party	Absentee Voting		Total	
Todd A. Bloom		0	0.00%	0	0.00%
Sal Mungia		0	0.00%	0	0.00%
David R Shelvey		0	0.00%	0	0.00%
Dave Larson		0	0.00%	0	0.00%
Cast Votes:		0	0.00%	0	0.00%
Undervotes:		0		0	
Overvotes:		0		0	
Unresolved write-in votes:		0		0	

## Precinct Results Report

2024 Primary Election

Run Time 1:39 PM

Run Date 09/25/2024

## San Juan County

2024 Primary Election

8/6/2024

Page 260

## Official Results

Registered Voters

8308 of 14761 = 56.28%

Precincts Reporting

0 of 42 = 0.00%

### 32 Lopez South

560 of 1,010 registered voters = 55.45%

#### U.S. Senator

Choice	Party	Absentee Voting		Total	
Mel Ram		20	3.68%	20	3.68%
Dr Raul Garcia		48	8.82%	48	8.82%
David Tilton		4	0.74%	4	0.74%
Maria Cantwell		434	79.78%	434	79.78%
Chuck Jackson		9	1.65%	9	1.65%
Isaac A Holyk		8	1.47%	8	1.47%
Henry Clay Dennison		6	1.10%	6	1.10%
Scott Nazarino		9	1.65%	9	1.65%
Paul Lawrence Giesick		0	0.00%	0	0.00%
Thor Amundson		5	0.92%	5	0.92%
Goodspaceguy		1	0.18%	1	0.18%
Cast Votes:		544	100.00%	544	100.00%
Undervotes:		15		15	
Overvotes:		0		0	
Unresolved write-in votes:		1		1	

#### Congressional District No. 2 - U.S. Representative

Choice	Party	Absentee Voting		Total	
Edwin Stickle		10	1.86%	10	1.86%
Daniel Miller		24	4.45%	24	4.45%
Cody Hart		37	6.86%	37	6.86%
Leif Johnson		27	5.01%	27	5.01%
Rick Larsen		279	51.76%	279	51.76%
Devin Hermanson		15	2.78%	15	2.78%
Jason Call		128	23.75%	128	23.75%
Josh Binda		19	3.53%	19	3.53%
Cast Votes:		539	100.00%	539	100.00%
Undervotes:		21		21	
Overvotes:		0		0	
Unresolved write-in votes:		0		0	

# Precinct Results Report

2024 Primary Election

Run Time 1:39 PM

Run Date 09/25/2024

## San Juan County

2024 Primary Election

8/6/2024

Page 261

# Official Results

Registered Voters

8308 of 14761 = 56.28%

Precincts Reporting

0 of 42 = 0.00%

### 32 Lopez South

560 of 1,010 registered voters = 55.45%

#### Governor

Choice	Party	Absentee Voting		Total	
Jim Daniel		7	1.27%	7	1.27%
Cassandra Magdalene Hanson		4	0.73%	4	0.73%
Jeff Curry		1	0.18%	1	0.18%
Alex Tsimerman		0	0.00%	0	0.00%
Mark Mullet		24	4.36%	24	4.36%
Martin Lee Wheeler		0	0.00%	0	0.00%
Jennifer Hoover		1	0.18%	1	0.18%
Andre Stackhouse		11	2.00%	11	2.00%
EL'ona Kearney		13	2.36%	13	2.36%
Ricky Anthony		1	0.18%	1	0.18%
Bob Ferguson		382	69.45%	382	69.45%
Chaytan Inman		1	0.18%	1	0.18%
Michael DePaula		2	0.36%	2	0.36%
Dave Reichert		79	14.36%	79	14.36%
Don L Rivers		2	0.36%	2	0.36%
Jim Clark		0	0.00%	0	0.00%
Fred Grant		1	0.18%	1	0.18%
Leon A Lawson		6	1.09%	6	1.09%
Edward Cale IV		0	0.00%	0	0.00%
Frank Dare		2	0.36%	2	0.36%
William Combs		0	0.00%	0	0.00%
Alan Makayev		0	0.00%	0	0.00%
Brian Bogen		1	0.18%	1	0.18%
A.L. Brown		0	0.00%	0	0.00%
Brad Mjelde		0	0.00%	0	0.00%
Bill Hirt		0	0.00%	0	0.00%
Rosetta Marshall-Williams		0	0.00%	0	0.00%
Semi Bird		12	2.18%	12	2.18%
Cast Votes:		550	100.00%	550	100.00%
Undervotes:		10		10	
Overvotes:		0		0	
Unresolved write-in votes:		0		0	

# Precinct Results Report

2024 Primary Election

Run Time 1:39 PM

Run Date 09/25/2024

# San Juan County

2024 Primary Election

8/6/2024

Page 262

# Official Results

Registered Voters

8308 of 14761 = 56.28%

Precincts Reporting

0 of 42 = 0.00%

## 32 Lopez South

560 of 1,010 registered voters = 55.45%

### Lt. Governor

Choice	Party	Absentee Voting		Total	
Patrick "Pat" Harman		5	0.96%	5	0.96%
David Griffin		55	10.54%	55	10.54%
Bob Hagglund		52	9.96%	52	9.96%
Dan Matthews		40	7.66%	40	7.66%
Denny Heck		370	70.88%	370	70.88%
Cast Votes:		522	100.00%	522	100.00%
Undervotes:		38		38	
Overvotes:		0		0	
Unresolved write-in votes:		0		0	

### Secretary of State

Choice	Party	Absentee Voting		Total	
Marquez Tiggs		65	12.55%	65	12.55%
Dale Whitaker		82	15.83%	82	15.83%
Damon Townsend		20	3.86%	20	3.86%
Steve Hobbs		351	67.76%	351	67.76%
Cast Votes:		518	100.00%	518	100.00%
Undervotes:		41		41	
Overvotes:		0		0	
Unresolved write-in votes:		1		1	

### State Treasurer

Choice	Party	Absentee Voting		Total	
Mike Pellicciotti		426	82.08%	426	82.08%
Sharon Hanek		93	17.92%	93	17.92%
Cast Votes:		519	100.00%	519	100.00%
Undervotes:		41		41	
Overvotes:		0		0	
Unresolved write-in votes:		0		0	

## Precinct Results Report

2024 Primary Election

Run Time 1:39 PM

Run Date 09/25/2024

## San Juan County

2024 Primary Election

8/6/2024

Page 263

## Official Results

Registered Voters

8308 of 14761 = 56.28%

Precincts Reporting

0 of 42 = 0.00%

### 32 Lopez South

560 of 1,010 registered voters = 55.45%

#### State Auditor

Choice	Party	Absentee Voting		Total	
Matt Hawkins		94	18.04%	94	18.04%
Pat (Patrice) McCarthy		427	81.96%	427	81.96%
	Cast Votes:	521	100.00%	521	100.00%
	Undervotes:	39		39	
	Overvotes:	0		0	
	Unresolved write-in votes:	0		0	

#### Attorney General

Choice	Party	Absentee Voting		Total	
Pete Serrano		96	18.36%	96	18.36%
Nick Brown		201	38.43%	201	38.43%
Manka Dhingra		226	43.21%	226	43.21%
	Cast Votes:	523	100.00%	523	100.00%
	Undervotes:	37		37	
	Overvotes:	0		0	
	Unresolved write-in votes:	0		0	

#### Commissioner of Public Lands

Choice	Party	Absentee Voting		Total	
Allen Lebovitz		73	14.34%	73	14.34%
Jaime Herrera Beutler		40	7.86%	40	7.86%
Dave Upthegrove		180	35.36%	180	35.36%
Sue Kuehl Pederson		53	10.41%	53	10.41%
Patrick DePoe		105	20.63%	105	20.63%
Jeralee Anderson		18	3.54%	18	3.54%
Kevin Van De Wege		40	7.86%	40	7.86%
	Cast Votes:	509	100.00%	509	100.00%
	Undervotes:	51		51	
	Overvotes:	0		0	
	Unresolved write-in votes:	0		0	

# Precinct Results Report

2024 Primary Election

Run Time 1:39 PM

Run Date 09/25/2024

# San Juan County

2024 Primary Election

8/6/2024

Page 264

# Official Results

Registered Voters

8308 of 14761 = 56.28%

Precincts Reporting

0 of 42 = 0.00%

## 32 Lopez South

560 of 1,010 registered voters = 55.45%

### Superintendent of Public Instruction

Choice	Party	Absentee Voting		Total	
Reid Saaris		162	34.18%	162	34.18%
Chris Reykdal		223	47.05%	223	47.05%
John Patterson Blair		13	2.74%	13	2.74%
David Olson		76	16.03%	76	16.03%
Cast Votes:		474	100.00%	474	100.00%
Undervotes:		85		85	
Overvotes:		0		0	
Unresolved write-in votes:		1		1	

### Insurance Commissioner

Choice	Party	Absentee Voting		Total	
Patty Kuderer		368	74.34%	368	74.34%
Chris D. Chung		10	2.02%	10	2.02%
Jonathan Hendrix		11	2.22%	11	2.22%
Bill Boyd		6	1.21%	6	1.21%
John Pestinger		27	5.45%	27	5.45%
Tim Verzal		1	0.20%	1	0.20%
Phil Fortunato		58	11.72%	58	11.72%
Justin Murta		14	2.83%	14	2.83%
Cast Votes:		495	100.00%	495	100.00%
Undervotes:		65		65	
Overvotes:		0		0	
Unresolved write-in votes:		0		0	

### State Senator

Choice	Party	Absentee Voting		Total	
Elizabeth (Liz) Lovelett		436	82.73%	436	82.73%
Charles Carrell		91	17.27%	91	17.27%
Cast Votes:		527	100.00%	527	100.00%
Undervotes:		32		32	
Overvotes:		0		0	
Unresolved write-in votes:		1		1	

## Precinct Results Report

2024 Primary Election

Run Time 1:39 PM

Run Date 09/25/2024

## San Juan County

2024 Primary Election

8/6/2024

Page 265

## Official Results

Registered Voters

8308 of 14761 = 56.28%

Precincts Reporting

0 of 42 = 0.00%

### 32 Lopez South

560 of 1,010 registered voters = 55.45%

#### State Representative Pos. 1

Choice	Party	Absentee Voting		Total	
Debra Lekanoff		425	100.00%	425	100.00%
	Cast Votes:	425	100.00%	425	100.00%
	Undervotes:	120		120	
	Overvotes:	0		0	
	Unresolved write-in votes:	15		15	

#### State Representative Pos. 2

Choice	Party	Absentee Voting		Total	
Alex Ramel		420	100.00%	420	100.00%
	Cast Votes:	420	100.00%	420	100.00%
	Undervotes:	128		128	
	Overvotes:	0		0	
	Unresolved write-in votes:	12		12	

#### Council Residency District 1

Choice	Party	Absentee Voting		Total	
Adrian Kilpatrick		115	23.47%	115	23.47%
Kari McVeigh		272	55.51%	272	55.51%
Stephanie O'Day		103	21.02%	103	21.02%
	Cast Votes:	490	100.00%	490	100.00%
	Undervotes:	69		69	
	Overvotes:	0		0	
	Unresolved write-in votes:	1		1	

#### Council Residency District 2

Choice	Party	Absentee Voting		Total	
Rick Hughes		251	52.84%	251	52.84%
Justin Paulsen		198	41.68%	198	41.68%
Jonathan Jonnie Welch		26	5.47%	26	5.47%
	Cast Votes:	475	100.00%	475	100.00%
	Undervotes:	84		84	
	Overvotes:	0		0	
	Unresolved write-in votes:	1		1	

**Precinct Results Report**

2024 Primary Election

Run Time 1:39 PM

Run Date 09/25/2024

**San Juan County**

2024 Primary Election

8/6/2024

Page 266

**Official Results**

**Registered Voters**

8308 of 14761 = 56.28%

**Precincts Reporting**

0 of 42 = 0.00%

**32 Lopez South**

560 of 1,010 registered voters = 55.45%

**Justice Position 2**

Choice	Party	Absentee Voting		Total	
Todd A. Bloom		41	8.51%	41	8.51%
Sal Mungia		324	67.22%	324	67.22%
David R Shelvey		7	1.45%	7	1.45%
Dave Larson		110	22.82%	110	22.82%
Cast Votes:		482	100.00%	482	100.00%
Undervotes:		77		77	
Overvotes:		0		0	
Unresolved write-in votes:		1		1	

**Proposition No. 1 - Replacement Safety and Technology Capital Projects Levy**

Choice	Party	Absentee Voting		Total	
Yes		338	62.13%	338	62.13%
No		206	37.87%	206	37.87%
Cast Votes:		544	100.00%	544	100.00%
Undervotes:		16		16	
Overvotes:		0		0	
Unresolved write-in votes:		0		0	

**Precinct Results Report**

2024 Primary Election

Run Time 1:39 PM

Run Date 09/25/2024

**San Juan County**

2024 Primary Election

8/6/2024

Page 267

**Official Results**

**Registered Voters**

8308 of 14761 = 56.28%

**Precincts Reporting**

0 of 42 = 0.00%

**32 Lopez South - U18**

1 of 0 registered voters = 0.00%

**U.S. Senator**

Choice	Party	Absentee Voting		Total	
Mel Ram		0	0.00%	0	0.00%
Dr Raul Garcia		0	0.00%	0	0.00%
David Tilton		0	0.00%	0	0.00%
Maria Cantwell		1	100.00%	1	100.00%
Chuck Jackson		0	0.00%	0	0.00%
Isaac A Holyk		0	0.00%	0	0.00%
Henry Clay Dennison		0	0.00%	0	0.00%
Scott Nazarino		0	0.00%	0	0.00%
Paul Lawrence Giesick		0	0.00%	0	0.00%
Thor Amundson		0	0.00%	0	0.00%
Goodspaceguy		0	0.00%	0	0.00%
Cast Votes:		1	100.00%	1	100.00%
Undervotes:		0		0	
Overvotes:		0		0	
Unresolved write-in votes:		0		0	

**Congressional District No. 2 - U.S. Representative**

Choice	Party	Absentee Voting		Total	
Edwin Stickle		0	0.00%	0	0.00%
Daniel Miller		0	0.00%	0	0.00%
Cody Hart		0	0.00%	0	0.00%
Leif Johnson		0	0.00%	0	0.00%
Rick Larsen		0	0.00%	0	0.00%
Devin Hermanson		0	0.00%	0	0.00%
Jason Call		0	0.00%	0	0.00%
Josh Binda		1	100.00%	1	100.00%
Cast Votes:		1	100.00%	1	100.00%
Undervotes:		0		0	
Overvotes:		0		0	
Unresolved write-in votes:		0		0	

Precinct Results Report

San Juan County

Official Results

2024 Primary Election

2024 Primary Election

Registered Voters

8308 of 14761 = 56.28%

Run Time 1:39 PM

8/6/2024

Precincts Reporting

0 of 42 = 0.00%

Run Date 09/25/2024

Page 268

32 Lopez South - U18

1 of 0 registered voters = 0.00%

Governor

Choice	Party	Absentee Voting		Total	
Jim Daniel		0	0.00%	0	0.00%
Cassandra Magdalene Hanson		0	0.00%	0	0.00%
Jeff Curry		0	0.00%	0	0.00%
Alex Tsimerman		0	0.00%	0	0.00%
Mark Mullet		0	0.00%	0	0.00%
Martin Lee Wheeler		0	0.00%	0	0.00%
Jennifer Hoover		0	0.00%	0	0.00%
Andre Stackhouse		1	100.00%	1	100.00%
EL'ona Kearney		0	0.00%	0	0.00%
Ricky Anthony		0	0.00%	0	0.00%
Bob Ferguson		0	0.00%	0	0.00%
Chaytan Inman		0	0.00%	0	0.00%
Michael DePaula		0	0.00%	0	0.00%
Dave Reichert		0	0.00%	0	0.00%
Don L Rivers		0	0.00%	0	0.00%
Jim Clark		0	0.00%	0	0.00%
Fred Grant		0	0.00%	0	0.00%
Leon A Lawson		0	0.00%	0	0.00%
Edward Cale IV		0	0.00%	0	0.00%
Frank Dare		0	0.00%	0	0.00%
William Combs		0	0.00%	0	0.00%
Alan Makayev		0	0.00%	0	0.00%
Brian Bogen		0	0.00%	0	0.00%
A.L. Brown		0	0.00%	0	0.00%
Brad Mjelde		0	0.00%	0	0.00%
Bill Hirt		0	0.00%	0	0.00%
Rosetta Marshall-Williams		0	0.00%	0	0.00%
Semi Bird		0	0.00%	0	0.00%
Cast Votes:		1	100.00%	1	100.00%
Undervotes:		0		0	
Overvotes:		0		0	
Unresolved write-in votes:		0		0	

Precinct Results Report

San Juan County

Official Results

2024 Primary Election

2024 Primary Election

Registered Voters

8308 of 14761 = 56.28%

Run Time 1:39 PM

8/6/2024

Precincts Reporting

0 of 42 = 0.00%

Run Date 09/25/2024

Page 269

32 Lopez South - U18

1 of 0 registered voters = 0.00%

Lt. Governor

Choice	Party	Absentee Voting		Total	
Patrick "Pat" Harman		0	0.00%	0	0.00%
David Griffin		0	0.00%	0	0.00%
Bob Hagglund		0	0.00%	0	0.00%
Dan Matthews		0	0.00%	0	0.00%
Denny Heck		1	100.00%	1	100.00%
	Cast Votes:	1	100.00%	1	100.00%
	Undervotes:	0		0	
	Overvotes:	0		0	
	Unresolved write-in votes:	0		0	

Secretary of State

Choice	Party	Absentee Voting		Total	
Marquez Tiggs		0	0.00%	0	0.00%
Dale Whitaker		0	0.00%	0	0.00%
Damon Townsend		0	0.00%	0	0.00%
Steve Hobbs		1	100.00%	1	100.00%
	Cast Votes:	1	100.00%	1	100.00%
	Undervotes:	0		0	
	Overvotes:	0		0	
	Unresolved write-in votes:	0		0	

State Treasurer

Choice	Party	Absentee Voting		Total	
Mike Pellicciotti		1	100.00%	1	100.00%
Sharon Hanek		0	0.00%	0	0.00%
	Cast Votes:	1	100.00%	1	100.00%
	Undervotes:	0		0	
	Overvotes:	0		0	
	Unresolved write-in votes:	0		0	

## Precinct Results Report

2024 Primary Election

Run Time 1:39 PM

Run Date 09/25/2024

## San Juan County

2024 Primary Election

8/6/2024

Page 270

## Official Results

Registered Voters

8308 of 14761 = 56.28%

Precincts Reporting

0 of 42 = 0.00%

### 32 Lopez South - U18

1 of 0 registered voters = 0.00%

#### State Auditor

Choice	Party	Absentee Voting		Total	
Matt Hawkins		0	0.00%	0	0.00%
Pat (Patrice) McCarthy		1	100.00%	1	100.00%
	Cast Votes:	1	100.00%	1	100.00%
	Undervotes:	0		0	
	Overvotes:	0		0	
	Unresolved write-in votes:	0		0	

#### Attorney General

Choice	Party	Absentee Voting		Total	
Pete Serrano		0	0.00%	0	0.00%
Nick Brown		0	0.00%	0	0.00%
Manka Dhingra		1	100.00%	1	100.00%
	Cast Votes:	1	100.00%	1	100.00%
	Undervotes:	0		0	
	Overvotes:	0		0	
	Unresolved write-in votes:	0		0	

#### Commissioner of Public Lands

Choice	Party	Absentee Voting		Total	
Allen Lebovitz		0	0.00%	0	0.00%
Jaime Herrera Beutler		0	0.00%	0	0.00%
Dave Upthegrove		0	0.00%	0	0.00%
Sue Kuehl Pederson		0	0.00%	0	0.00%
Patrick DePoe		1	100.00%	1	100.00%
Jeralee Anderson		0	0.00%	0	0.00%
Kevin Van De Wege		0	0.00%	0	0.00%
	Cast Votes:	1	100.00%	1	100.00%
	Undervotes:	0		0	
	Overvotes:	0		0	
	Unresolved write-in votes:	0		0	

# Precinct Results Report

2024 Primary Election

Run Time 1:39 PM

Run Date 09/25/2024

# San Juan County

2024 Primary Election

8/6/2024

Page 271

# Official Results

Registered Voters

8308 of 14761 = 56.28%

Precincts Reporting

0 of 42 = 0.00%

## 32 Lopez South - U18

1 of 0 registered voters = 0.00%

### Superintendent of Public Instruction

Choice	Party	Absentee Voting		Total	
Reid Saaris		0	0.00%	0	0.00%
Chris Reykdal		0	0.00%	0	0.00%
John Patterson Blair		0	0.00%	0	0.00%
David Olson		1	100.00%	1	100.00%
Cast Votes:		1	100.00%	1	100.00%
Undervotes:		0		0	
Overvotes:		0		0	
Unresolved write-in votes:		0		0	

### Insurance Commissioner

Choice	Party	Absentee Voting		Total	
Patty Kuderer		1	100.00%	1	100.00%
Chris D. Chung		0	0.00%	0	0.00%
Jonathan Hendrix		0	0.00%	0	0.00%
Bill Boyd		0	0.00%	0	0.00%
John Pestinger		0	0.00%	0	0.00%
Tim Verzal		0	0.00%	0	0.00%
Phil Fortunato		0	0.00%	0	0.00%
Justin Murta		0	0.00%	0	0.00%
Cast Votes:		1	100.00%	1	100.00%
Undervotes:		0		0	
Overvotes:		0		0	
Unresolved write-in votes:		0		0	

### State Senator

Choice	Party	Absentee Voting		Total	
Elizabeth (Liz) Lovelett		1	100.00%	1	100.00%
Charles Carrell		0	0.00%	0	0.00%
Cast Votes:		1	100.00%	1	100.00%
Undervotes:		0		0	
Overvotes:		0		0	
Unresolved write-in votes:		0		0	

Precinct Results Report

San Juan County

Official Results

2024 Primary Election

2024 Primary Election

Registered Voters  
8308 of 14761 = 56.28%

Run Time 1:39 PM

8/6/2024

Precincts Reporting

Run Date 09/25/2024

Page 272

0 of 42 = 0.00%

32 Lopez South - U18

1 of 0 registered voters = 0.00%

State Representative Pos. 1

Choice	Party	Absentee Voting	Total
Debra Lekanoff		1 100.00%	1 100.00%
	Cast Votes:	1 100.00%	1 100.00%
	Undervotes:	0	0
	Overvotes:	0	0
	Unresolved write-in votes:	0	0

State Representative Pos. 2

Choice	Party	Absentee Voting	Total
Alex Ramel		1 100.00%	1 100.00%
	Cast Votes:	1 100.00%	1 100.00%
	Undervotes:	0	0
	Overvotes:	0	0
	Unresolved write-in votes:	0	0

Council Residency District 1

Choice	Party	Absentee Voting	Total
Adrian Kilpatrick		0 0.00%	0 0.00%
Kari McVeigh		1 100.00%	1 100.00%
Stephanie O'Day		0 0.00%	0 0.00%
	Cast Votes:	1 100.00%	1 100.00%
	Undervotes:	0	0
	Overvotes:	0	0
	Unresolved write-in votes:	0	0

Council Residency District 2

Choice	Party	Absentee Voting	Total
Rick Hughes		1 100.00%	1 100.00%
Justin Paulsen		0 0.00%	0 0.00%
Jonathan Jonnie Welch		0 0.00%	0 0.00%
	Cast Votes:	1 100.00%	1 100.00%
	Undervotes:	0	0
	Overvotes:	0	0
	Unresolved write-in votes:	0	0

**Precinct Results Report**

2024 Primary Election

Run Time 1:39 PM

Run Date 09/25/2024

**San Juan County**

2024 Primary Election

8/6/2024

Page 273

**Official Results**

**Registered Voters**

8308 of 14761 = 56.28%

**Precincts Reporting**

0 of 42 = 0.00%

**32 Lopez South - U18**

1 of 0 registered voters = 0.00%

**Justice Position 2**

Choice	Party	Absentee Voting		Total	
Todd A. Bloom		0	0.00%	0	0.00%
Sal Mungia		1	100.00%	1	100.00%
David R Shelvey		0	0.00%	0	0.00%
Dave Larson		0	0.00%	0	0.00%
Cast Votes:		1	100.00%	1	100.00%
Undervotes:		0		0	
Overvotes:		0		0	
Unresolved write-in votes:		0		0	

## Precinct Results Report

2024 Primary Election

Run Time 1:39 PM

Run Date 09/25/2024

## San Juan County

2024 Primary Election

8/6/2024

Page 274

## Official Results

Registered Voters

8308 of 14761 = 56.28%

Precincts Reporting

0 of 42 = 0.00%

### 33 Decatur & Outer Is

74 of 144 registered voters = 51.39%

#### U.S. Senator

Choice	Party	Absentee Voting		Total	
Mel Ram		3	4.11%	3	4.11%
Dr Raul Garcia		12	16.44%	12	16.44%
David Tilton		0	0.00%	0	0.00%
Maria Cantwell		53	72.60%	53	72.60%
Chuck Jackson		0	0.00%	0	0.00%
Isaac A Holyk		2	2.74%	2	2.74%
Henry Clay Dennison		0	0.00%	0	0.00%
Scott Nazarino		3	4.11%	3	4.11%
Paul Lawrence Giesick		0	0.00%	0	0.00%
Thor Amundson		0	0.00%	0	0.00%
Goodspaceguy		0	0.00%	0	0.00%
Cast Votes:		73	100.00%	73	100.00%
Undervotes:		0		0	
Overvotes:		0		0	
Unresolved write-in votes:		1		1	

#### Congressional District No. 2 - U.S. Representative

Choice	Party	Absentee Voting		Total	
Edwin Stickle		2	2.74%	2	2.74%
Daniel Miller		4	5.48%	4	5.48%
Cody Hart		9	12.33%	9	12.33%
Leif Johnson		5	6.85%	5	6.85%
Rick Larsen		49	67.12%	49	67.12%
Devin Hermanson		4	5.48%	4	5.48%
Jason Call		0	0.00%	0	0.00%
Josh Binda		0	0.00%	0	0.00%
Cast Votes:		73	100.00%	73	100.00%
Undervotes:		0		0	
Overvotes:		0		0	
Unresolved write-in votes:		1		1	

# Precinct Results Report

2024 Primary Election

Run Time 1:39 PM

Run Date 09/25/2024

# San Juan County

2024 Primary Election

8/6/2024

Page 275

# Official Results

Registered Voters

8308 of 14761 = 56.28%

Precincts Reporting

0 of 42 = 0.00%

## 33 Decatur & Outer Is

74 of 144 registered voters = 51.39%

### Governor

Choice	Party	Absentee Voting		Total	Total
Jim Daniel		1	1.37%	1	1.37%
Cassandra Magdalene Hanson		1	1.37%	1	1.37%
Jeff Curry		0	0.00%	0	0.00%
Alex Tsimerman		0	0.00%	0	0.00%
Mark Mullet		6	8.22%	6	8.22%
Martin Lee Wheeler		0	0.00%	0	0.00%
Jennifer Hoover		0	0.00%	0	0.00%
Andre Stackhouse		0	0.00%	0	0.00%
EL'ona Kearney		1	1.37%	1	1.37%
Ricky Anthony		0	0.00%	0	0.00%
Bob Ferguson		43	58.90%	43	58.90%
Chaytan Inman		0	0.00%	0	0.00%
Michael DePaula		1	1.37%	1	1.37%
Dave Reichert		18	24.66%	18	24.66%
Don L Rivers		0	0.00%	0	0.00%
Jim Clark		0	0.00%	0	0.00%
Fred Grant		0	0.00%	0	0.00%
Leon A Lawson		1	1.37%	1	1.37%
Edward Cale IV		0	0.00%	0	0.00%
Frank Dare		0	0.00%	0	0.00%
William Combs		0	0.00%	0	0.00%
Alan Makayev		0	0.00%	0	0.00%
Brian Bogen		0	0.00%	0	0.00%
A.L. Brown		0	0.00%	0	0.00%
Brad Mjelde		0	0.00%	0	0.00%
Bill Hirt		0	0.00%	0	0.00%
Rosetta Marshall-Williams		0	0.00%	0	0.00%
Semi Bird		1	1.37%	1	1.37%
Cast Votes:		73	100.00%	73	100.00%
Undervotes:		1		1	
Overvotes:		0		0	
Unresolved write-in votes:		0		0	

## Precinct Results Report

2024 Primary Election

Run Time 1:39 PM

Run Date 09/25/2024

## San Juan County

2024 Primary Election

8/6/2024

Page 276

## Official Results

Registered Voters

8308 of 14761 = 56.28%

Precincts Reporting

0 of 42 = 0.00%

### 33 Decatur & Outer Is

74 of 144 registered voters = 51.39%

#### Lt. Governor

Choice	Party	Absentee Voting		Total	
Patrick "Pat" Harman		2	2.94%	2	2.94%
David Griffin		6	8.82%	6	8.82%
Bob Hagglund		5	7.35%	5	7.35%
Dan Matthews		13	19.12%	13	19.12%
Denny Heck		42	61.76%	42	61.76%
	Cast Votes:	68	100.00%	68	100.00%
	Undervotes:	5		5	
	Overvotes:	0		0	
	Unresolved write-in votes:	1		1	

#### Secretary of State

Choice	Party	Absentee Voting		Total	
Marquez Tiggs		5	7.46%	5	7.46%
Dale Whitaker		20	29.85%	20	29.85%
Damon Townsend		2	2.99%	2	2.99%
Steve Hobbs		40	59.70%	40	59.70%
	Cast Votes:	67	100.00%	67	100.00%
	Undervotes:	7		7	
	Overvotes:	0		0	
	Unresolved write-in votes:	0		0	

#### State Treasurer

Choice	Party	Absentee Voting		Total	
Mike Pellicciotti		47	67.14%	47	67.14%
Sharon Hanek		23	32.86%	23	32.86%
	Cast Votes:	70	100.00%	70	100.00%
	Undervotes:	4		4	
	Overvotes:	0		0	
	Unresolved write-in votes:	0		0	

## Precinct Results Report

2024 Primary Election

Run Time 1:39 PM

Run Date 09/25/2024

## San Juan County

2024 Primary Election

8/6/2024

Page 277

## Official Results

Registered Voters

8308 of 14761 = 56.28%

Precincts Reporting

0 of 42 = 0.00%

### 33 Decatur & Outer Is

74 of 144 registered voters = 51.39%

#### State Auditor

Choice	Party	Absentee Voting		Total	
Matt Hawkins		21	30.88%	21	30.88%
Pat (Patrice) McCarthy		47	69.12%	47	69.12%
	Cast Votes:	68	100.00%	68	100.00%
	Undervotes:	6		6	
	Overvotes:	0		0	
	Unresolved write-in votes:	0		0	

#### Attorney General

Choice	Party	Absentee Voting		Total	
Pete Serrano		22	30.56%	22	30.56%
Nick Brown		39	54.17%	39	54.17%
Manka Dhingra		11	15.28%	11	15.28%
	Cast Votes:	72	100.00%	72	100.00%
	Undervotes:	2		2	
	Overvotes:	0		0	
	Unresolved write-in votes:	0		0	

#### Commissioner of Public Lands

Choice	Party	Absentee Voting		Total	
Allen Lebovitz		10	15.15%	10	15.15%
Jaime Herrera Beutler		11	16.67%	11	16.67%
Dave Upthegrove		24	36.36%	24	36.36%
Sue Kuehl Pederson		11	16.67%	11	16.67%
Patrick DePoe		4	6.06%	4	6.06%
Jeralee Anderson		2	3.03%	2	3.03%
Kevin Van De Wege		4	6.06%	4	6.06%
	Cast Votes:	66	100.00%	66	100.00%
	Undervotes:	8		8	
	Overvotes:	0		0	
	Unresolved write-in votes:	0		0	

## Precinct Results Report

2024 Primary Election

Run Time 1:39 PM

Run Date 09/25/2024

## San Juan County

2024 Primary Election

8/6/2024

Page 278

## Official Results

Registered Voters

8308 of 14761 = 56.28%

Precincts Reporting

0 of 42 = 0.00%

### 33 Decatur & Outer Is

74 of 144 registered voters = 51.39%

#### Superintendent of Public Instruction

Choice	Party	Absentee Voting		Total	
Reid Saaris		16	28.07%	16	28.07%
Chris Reykdal		30	52.63%	30	52.63%
John Patterson Blair		0	0.00%	0	0.00%
David Olson		11	19.30%	11	19.30%
	Cast Votes:	57	100.00%	57	100.00%
	Undervotes:	17		17	
	Overvotes:	0		0	
	Unresolved write-in votes:	0		0	

#### Insurance Commissioner

Choice	Party	Absentee Voting		Total	
Patty Kuderer		35	53.85%	35	53.85%
Chris D. Chung		1	1.54%	1	1.54%
Jonathan Hendrix		2	3.08%	2	3.08%
Bill Boyd		3	4.62%	3	4.62%
John Pestinger		6	9.23%	6	9.23%
Tim Verzal		1	1.54%	1	1.54%
Phil Fortunato		12	18.46%	12	18.46%
Justin Murta		5	7.69%	5	7.69%
	Cast Votes:	65	100.00%	65	100.00%
	Undervotes:	9		9	
	Overvotes:	0		0	
	Unresolved write-in votes:	0		0	

#### State Senator

Choice	Party	Absentee Voting		Total	
Elizabeth (Liz) Lovelett		48	69.57%	48	69.57%
Charles Carrell		21	30.43%	21	30.43%
	Cast Votes:	69	100.00%	69	100.00%
	Undervotes:	5		5	
	Overvotes:	0		0	
	Unresolved write-in votes:	0		0	

Precinct Results Report

San Juan County

Official Results

2024 Primary Election

2024 Primary Election

Registered Voters

8308 of 14761 = 56.28%

Run Time 1:39 PM

8/6/2024

Precincts Reporting

0 of 42 = 0.00%

Run Date 09/25/2024

Page 279

33 Decatur & Outer Is

74 of 144 registered voters = 51.39%

State Representative Pos. 1

Choice	Party	Absentee Voting		Total	
Debra Lekanoff		49	100.00%	49	100.00%
	Cast Votes:	49	100.00%	49	100.00%
	Undervotes:	23		23	
	Overvotes:	0		0	
	Unresolved write-in votes:	2		2	

State Representative Pos. 2

Choice	Party	Absentee Voting		Total	
Alex Ramel		47	100.00%	47	100.00%
	Cast Votes:	47	100.00%	47	100.00%
	Undervotes:	24		24	
	Overvotes:	0		0	
	Unresolved write-in votes:	3		3	

Council Residency District 1

Choice	Party	Absentee Voting		Total	
Adrian Kilpatrick		15	26.79%	15	26.79%
Kari McVeigh		16	28.57%	16	28.57%
Stephanie O'Day		25	44.64%	25	44.64%
	Cast Votes:	56	100.00%	56	100.00%
	Undervotes:	18		18	
	Overvotes:	0		0	
	Unresolved write-in votes:	0		0	

Council Residency District 2

Choice	Party	Absentee Voting		Total	
Rick Hughes		23	42.59%	23	42.59%
Justin Paulsen		30	55.56%	30	55.56%
Jonathan Jonnie Welch		1	1.85%	1	1.85%
	Cast Votes:	54	100.00%	54	100.00%
	Undervotes:	20		20	
	Overvotes:	0		0	
	Unresolved write-in votes:	0		0	

**Precinct Results Report**

2024 Primary Election

Run Time 1:39 PM

Run Date 09/25/2024

**San Juan County**

2024 Primary Election

8/6/2024

Page 280

**Official Results**

**Registered Voters**

8308 of 14761 = 56.28%

**Precincts Reporting**

0 of 42 = 0.00%

**33 Decatur & Outer Is**

74 of 144 registered voters = 51.39%

**Justice Position 2**

Choice	Party	Absentee Voting		Total	
Todd A. Bloom		6	11.11%	6	11.11%
Sal Mungia		38	70.37%	38	70.37%
David R Shelvey		0	0.00%	0	0.00%
Dave Larson		10	18.52%	10	18.52%
Cast Votes:		54	100.00%	54	100.00%
Undervotes:		20		20	
Overvotes:		0		0	
Unresolved write-in votes:		0		0	

**Proposition No. 1 - Replacement Safety and Technology Capital Projects Levy**

Choice	Party	Absentee Voting		Total	
Yes		37	59.68%	37	59.68%
No		25	40.32%	25	40.32%
Cast Votes:		62	100.00%	62	100.00%
Undervotes:		12		12	
Overvotes:		0		0	
Unresolved write-in votes:		0		0	

**Precinct Results Report**

2024 Primary Election

Run Time 1:39 PM

Run Date 09/25/2024

**San Juan County**

2024 Primary Election

8/6/2024

Page 281

**Official Results**

**Registered Voters**

8308 of 14761 = 56.28%

**Precincts Reporting**

0 of 42 = 0.00%

**33 Decatur & Outer Is - U18**

0 of 0 registered voters = 0.00%

**U.S. Senator**

Choice	Party	Absentee Voting		Total
Mel Ram		0	0.00%	0 0.00%
Dr Raul Garcia		0	0.00%	0 0.00%
David Tilton		0	0.00%	0 0.00%
Maria Cantwell		0	0.00%	0 0.00%
Chuck Jackson		0	0.00%	0 0.00%
Isaac A Holyk		0	0.00%	0 0.00%
Henry Clay Dennison		0	0.00%	0 0.00%
Scott Nazarino		0	0.00%	0 0.00%
Paul Lawrence Giesick		0	0.00%	0 0.00%
Thor Amundson		0	0.00%	0 0.00%
Goodspaceguy		0	0.00%	0 0.00%
Cast Votes:		0	0.00%	0 0.00%
Undervotes:		0		0
Overvotes:		0		0
Unresolved write-in votes:		0		0

**Congressional District No. 2 - U.S. Representative**

Choice	Party	Absentee Voting		Total
Edwin Stickle		0	0.00%	0 0.00%
Daniel Miller		0	0.00%	0 0.00%
Cody Hart		0	0.00%	0 0.00%
Leif Johnson		0	0.00%	0 0.00%
Rick Larsen		0	0.00%	0 0.00%
Devin Hermanson		0	0.00%	0 0.00%
Jason Call		0	0.00%	0 0.00%
Josh Binda		0	0.00%	0 0.00%
Cast Votes:		0	0.00%	0 0.00%
Undervotes:		0		0
Overvotes:		0		0
Unresolved write-in votes:		0		0

Precinct Results Report

San Juan County

Official Results

2024 Primary Election

2024 Primary Election

Registered Voters

8308 of 14761 = 56.28%

Run Time 1:39 PM

8/6/2024

Precincts Reporting

0 of 42 = 0.00%

Run Date 09/25/2024

Page 282

33 Decatur & Outer Is - U18

0 of 0 registered voters = 0.00%

Governor

Choice	Party	Absentee Voting		Total
Jim Daniel		0	0.00%	0 0.00%
Cassandra Magdalene Hanson		0	0.00%	0 0.00%
Jeff Curry		0	0.00%	0 0.00%
Alex Tsimerman		0	0.00%	0 0.00%
Mark Mullet		0	0.00%	0 0.00%
Martin Lee Wheeler		0	0.00%	0 0.00%
Jennifer Hoover		0	0.00%	0 0.00%
Andre Stackhouse		0	0.00%	0 0.00%
EL'ona Kearney		0	0.00%	0 0.00%
Ricky Anthony		0	0.00%	0 0.00%
Bob Ferguson		0	0.00%	0 0.00%
Chaytan Inman		0	0.00%	0 0.00%
Michael DePaula		0	0.00%	0 0.00%
Dave Reichert		0	0.00%	0 0.00%
Don L Rivers		0	0.00%	0 0.00%
Jim Clark		0	0.00%	0 0.00%
Fred Grant		0	0.00%	0 0.00%
Leon A Lawson		0	0.00%	0 0.00%
Edward Cale IV		0	0.00%	0 0.00%
Frank Dare		0	0.00%	0 0.00%
William Combs		0	0.00%	0 0.00%
Alan Makayev		0	0.00%	0 0.00%
Brian Bogen		0	0.00%	0 0.00%
A.L. Brown		0	0.00%	0 0.00%
Brad Mjelde		0	0.00%	0 0.00%
Bill Hirt		0	0.00%	0 0.00%
Rosetta Marshall-Williams		0	0.00%	0 0.00%
Semi Bird		0	0.00%	0 0.00%
Cast Votes:		0	0.00%	0 0.00%
Undervotes:		0		0
Overvotes:		0		0
Unresolved write-in votes:		0		0

# Precinct Results Report

2024 Primary Election

Run Time 1:39 PM

Run Date 09/25/2024

# San Juan County

2024 Primary Election

8/6/2024

Page 283

# Official Results

Registered Voters

8308 of 14761 = 56.28%

Precincts Reporting

0 of 42 = 0.00%

## 33 Decatur & Outer Is - U18

0 of 0 registered voters = 0.00%

### Lt. Governor

Choice	Party	Absentee Voting		Total
Patrick "Pat" Harman		0	0.00%	0 0.00%
David Griffin		0	0.00%	0 0.00%
Bob Hagglund		0	0.00%	0 0.00%
Dan Matthews		0	0.00%	0 0.00%
Denny Heck		0	0.00%	0 0.00%
Cast Votes:		0	0.00%	0 0.00%
Undervotes:		0		0
Overvotes:		0		0
Unresolved write-in votes:		0		0

### Secretary of State

Choice	Party	Absentee Voting		Total
Marquez Tiggs		0	0.00%	0 0.00%
Dale Whitaker		0	0.00%	0 0.00%
Damon Townsend		0	0.00%	0 0.00%
Steve Hobbs		0	0.00%	0 0.00%
Cast Votes:		0	0.00%	0 0.00%
Undervotes:		0		0
Overvotes:		0		0
Unresolved write-in votes:		0		0

### State Treasurer

Choice	Party	Absentee Voting		Total
Mike Pellicciotti		0	0.00%	0 0.00%
Sharon Hanek		0	0.00%	0 0.00%
Cast Votes:		0	0.00%	0 0.00%
Undervotes:		0		0
Overvotes:		0		0
Unresolved write-in votes:		0		0

## Precinct Results Report

2024 Primary Election

Run Time 1:39 PM

Run Date 09/25/2024

## San Juan County

2024 Primary Election

8/6/2024

Page 284

## Official Results

Registered Voters

8308 of 14761 = 56.28%

Precincts Reporting

0 of 42 = 0.00%

### 33 Decatur & Outer Is - U18

0 of 0 registered voters = 0.00%

#### State Auditor

Choice	Party	Absentee Voting		Total	
Matt Hawkins		0	0.00%	0	0.00%
Pat (Patrice) McCarthy		0	0.00%	0	0.00%
	Cast Votes:	0	0.00%	0	0.00%
	Undervotes:	0		0	
	Overvotes:	0		0	
	Unresolved write-in votes:	0		0	

#### Attorney General

Choice	Party	Absentee Voting		Total	
Pete Serrano		0	0.00%	0	0.00%
Nick Brown		0	0.00%	0	0.00%
Manka Dhingra		0	0.00%	0	0.00%
	Cast Votes:	0	0.00%	0	0.00%
	Undervotes:	0		0	
	Overvotes:	0		0	
	Unresolved write-in votes:	0		0	

#### Commissioner of Public Lands

Choice	Party	Absentee Voting		Total	
Allen Lebovitz		0	0.00%	0	0.00%
Jaime Herrera Beutler		0	0.00%	0	0.00%
Dave Upthegrove		0	0.00%	0	0.00%
Sue Kuehl Pederson		0	0.00%	0	0.00%
Patrick DePoe		0	0.00%	0	0.00%
Jeralee Anderson		0	0.00%	0	0.00%
Kevin Van De Wege		0	0.00%	0	0.00%
	Cast Votes:	0	0.00%	0	0.00%
	Undervotes:	0		0	
	Overvotes:	0		0	
	Unresolved write-in votes:	0		0	

# Precinct Results Report

2024 Primary Election

Run Time 1:39 PM

Run Date 09/25/2024

# San Juan County

2024 Primary Election

8/6/2024

Page 285

# Official Results

Registered Voters

8308 of 14761 = 56.28%

Precincts Reporting

0 of 42 = 0.00%

## 33 Decatur & Outer Is - U18

0 of 0 registered voters = 0.00%

### Superintendent of Public Instruction

Choice	Party	Absentee Voting		Total	
Reid Saaris		0	0.00%	0	0.00%
Chris Reykdal		0	0.00%	0	0.00%
John Patterson Blair		0	0.00%	0	0.00%
David Olson		0	0.00%	0	0.00%
	Cast Votes:	0	0.00%	0	0.00%
	Undervotes:	0		0	
	Overvotes:	0		0	
	Unresolved write-in votes:	0		0	

### Insurance Commissioner

Choice	Party	Absentee Voting		Total	
Patty Kuderer		0	0.00%	0	0.00%
Chris D. Chung		0	0.00%	0	0.00%
Jonathan Hendrix		0	0.00%	0	0.00%
Bill Boyd		0	0.00%	0	0.00%
John Pestinger		0	0.00%	0	0.00%
Tim Verzal		0	0.00%	0	0.00%
Phil Fortunato		0	0.00%	0	0.00%
Justin Murta		0	0.00%	0	0.00%
	Cast Votes:	0	0.00%	0	0.00%
	Undervotes:	0		0	
	Overvotes:	0		0	
	Unresolved write-in votes:	0		0	

### State Senator

Choice	Party	Absentee Voting		Total	
Elizabeth (Liz) Lovelett		0	0.00%	0	0.00%
Charles Carrell		0	0.00%	0	0.00%
	Cast Votes:	0	0.00%	0	0.00%
	Undervotes:	0		0	
	Overvotes:	0		0	
	Unresolved write-in votes:	0		0	

Precinct Results Report

San Juan County

Official Results

2024 Primary Election

2024 Primary Election

Registered Voters

8308 of 14761 = 56.28%

Run Time 1:39 PM

8/6/2024

Precincts Reporting

0 of 42 = 0.00%

Run Date 09/25/2024

Page 286

33 Decatur & Outer Is - U18

0 of 0 registered voters = 0.00%

State Representative Pos. 1

Choice	Party	Absentee Voting		Total	
Debra Lekanoff		0	0.00%	0	0.00%
	Cast Votes:	0	0.00%	0	0.00%
	Undervotes:	0		0	
	Overvotes:	0		0	
	Unresolved write-in votes:	0		0	

State Representative Pos. 2

Choice	Party	Absentee Voting		Total	
Alex Ramel		0	0.00%	0	0.00%
	Cast Votes:	0	0.00%	0	0.00%
	Undervotes:	0		0	
	Overvotes:	0		0	
	Unresolved write-in votes:	0		0	

Council Residency District 1

Choice	Party	Absentee Voting		Total	
Adrian Kilpatrick		0	0.00%	0	0.00%
Kari McVeigh		0	0.00%	0	0.00%
Stephanie O'Day		0	0.00%	0	0.00%
	Cast Votes:	0	0.00%	0	0.00%
	Undervotes:	0		0	
	Overvotes:	0		0	
	Unresolved write-in votes:	0		0	

Council Residency District 2

Choice	Party	Absentee Voting		Total	
Rick Hughes		0	0.00%	0	0.00%
Justin Paulsen		0	0.00%	0	0.00%
Jonathan Jonnie Welch		0	0.00%	0	0.00%
	Cast Votes:	0	0.00%	0	0.00%
	Undervotes:	0		0	
	Overvotes:	0		0	
	Unresolved write-in votes:	0		0	

**Precinct Results Report**

2024 Primary Election

Run Time 1:39 PM

Run Date 09/25/2024

**San Juan County**

2024 Primary Election

8/6/2024

Page 287

**Official Results**

**Registered Voters**

8308 of 14761 = 56.28%

**Precincts Reporting**

0 of 42 = 0.00%

**33 Decatur & Outer Is - U18**

0 of 0 registered voters = 0.00%

**Justice Position 2**

Choice	Party	Absentee Voting		Total	
Todd A. Bloom		0	0.00%	0	0.00%
Sal Mungia		0	0.00%	0	0.00%
David R Shelvey		0	0.00%	0	0.00%
Dave Larson		0	0.00%	0	0.00%
Cast Votes:		0	0.00%	0	0.00%
Undervotes:		0		0	
Overvotes:		0		0	
Unresolved write-in votes:		0		0	

# Precinct Results Report

2024 Primary Election

Run Time 1:39 PM

Run Date 09/25/2024

# San Juan County

2024 Primary Election

8/6/2024

Page 288

# Official Results

Registered Voters

8308 of 14761 = 56.28%

Precincts Reporting

0 of 42 = 0.00%

## 41 Shaw

109 of 193 registered voters = 56.48%

### U.S. Senator

Choice	Party	Absentee Voting		Total	
Mel Ram		1	0.93%	1	0.93%
Dr Raul Garcia		12	11.21%	12	11.21%
David Tilton		1	0.93%	1	0.93%
Maria Cantwell		92	85.98%	92	85.98%
Chuck Jackson		1	0.93%	1	0.93%
Isaac A Holyk		0	0.00%	0	0.00%
Henry Clay Dennison		0	0.00%	0	0.00%
Scott Nazarino		0	0.00%	0	0.00%
Paul Lawrence Giesick		0	0.00%	0	0.00%
Thor Amundson		0	0.00%	0	0.00%
Goodspaceguy		0	0.00%	0	0.00%
Cast Votes:		107	100.00%	107	100.00%
Undervotes:		2		2	
Overvotes:		0		0	
Unresolved write-in votes:		0		0	

### Congressional District No. 2 - U.S. Representative

Choice	Party	Absentee Voting		Total	
Edwin Stickle		1	0.93%	1	0.93%
Daniel Miller		4	3.74%	4	3.74%
Cody Hart		5	4.67%	5	4.67%
Leif Johnson		5	4.67%	5	4.67%
Rick Larsen		76	71.03%	76	71.03%
Devin Hermanson		5	4.67%	5	4.67%
Jason Call		8	7.48%	8	7.48%
Josh Binda		3	2.80%	3	2.80%
Cast Votes:		107	100.00%	107	100.00%
Undervotes:		2		2	
Overvotes:		0		0	
Unresolved write-in votes:		0		0	

Precinct Results Report

2024 Primary Election

Run Time 1:39 PM

Run Date 09/25/2024

San Juan County

2024 Primary Election

8/6/2024

Page 289

Official Results

Registered Voters

8308 of 14761 = 56.28%

Precincts Reporting

0 of 42 = 0.00%

41 Shaw

109 of 193 registered voters = 56.48%

Governor

Choice	Party	Absentee Voting		Total	Total
Jim Daniel		0	0.00%	0	0.00%
Cassandra Magdalene Hanson		3	2.80%	3	2.80%
Jeff Curry		0	0.00%	0	0.00%
Alex Tsimerman		0	0.00%	0	0.00%
Mark Mullet		9	8.41%	9	8.41%
Martin Lee Wheeler		0	0.00%	0	0.00%
Jennifer Hoover		0	0.00%	0	0.00%
Andre Stackhouse		0	0.00%	0	0.00%
EL'ona Kearney		0	0.00%	0	0.00%
Ricky Anthony		0	0.00%	0	0.00%
Bob Ferguson		76	71.03%	76	71.03%
Chaytan Inman		0	0.00%	0	0.00%
Michael DePaula		0	0.00%	0	0.00%
Dave Reichert		12	11.21%	12	11.21%
Don L Rivers		1	0.93%	1	0.93%
Jim Clark		0	0.00%	0	0.00%
Fred Grant		0	0.00%	0	0.00%
Leon A Lawson		0	0.00%	0	0.00%
Edward Cale IV		0	0.00%	0	0.00%
Frank Dare		0	0.00%	0	0.00%
William Combs		0	0.00%	0	0.00%
Alan Makayev		1	0.93%	1	0.93%
Brian Bogen		1	0.93%	1	0.93%
A.L. Brown		0	0.00%	0	0.00%
Brad Mjelde		0	0.00%	0	0.00%
Bill Hirt		1	0.93%	1	0.93%
Rosetta Marshall-Williams		0	0.00%	0	0.00%
Semi Bird		3	2.80%	3	2.80%
Cast Votes:		107	100.00%	107	100.00%
Undervotes:		2		2	
Overvotes:		0		0	
Unresolved write-in votes:		0		0	

# Precinct Results Report

2024 Primary Election

Run Time 1:39 PM

Run Date 09/25/2024

# San Juan County

2024 Primary Election

8/6/2024

Page 290

# Official Results

Registered Voters

8308 of 14761 = 56.28%

Precincts Reporting

0 of 42 = 0.00%

## 41 Shaw

109 of 193 registered voters = 56.48%

### Lt. Governor

Choice	Party	Absentee Voting		Total	
Patrick "Pat" Harman		1	0.98%	1	0.98%
David Griffin		10	9.80%	10	9.80%
Bob Hagglund		4	3.92%	4	3.92%
Dan Matthews		13	12.75%	13	12.75%
Denny Heck		74	72.55%	74	72.55%
Cast Votes:		102	100.00%	102	100.00%
Undervotes:		5		5	
Overvotes:		1		1	
Unresolved write-in votes:		1		1	

### Secretary of State

Choice	Party	Absentee Voting		Total	
Marquez Tiggs		14	14.00%	14	14.00%
Dale Whitaker		11	11.00%	11	11.00%
Damon Townsend		6	6.00%	6	6.00%
Steve Hobbs		69	69.00%	69	69.00%
Cast Votes:		100	100.00%	100	100.00%
Undervotes:		9		9	
Overvotes:		0		0	
Unresolved write-in votes:		0		0	

### State Treasurer

Choice	Party	Absentee Voting		Total	
Mike Pellicciotti		84	83.17%	84	83.17%
Sharon Hanek		17	16.83%	17	16.83%
Cast Votes:		101	100.00%	101	100.00%
Undervotes:		8		8	
Overvotes:		0		0	
Unresolved write-in votes:		0		0	

## Precinct Results Report

2024 Primary Election

Run Time 1:39 PM

Run Date 09/25/2024

## San Juan County

2024 Primary Election

8/6/2024

Page 291

## Official Results

Registered Voters

8308 of 14761 = 56.28%

Precincts Reporting

0 of 42 = 0.00%

### 41 Shaw

109 of 193 registered voters = 56.48%

#### State Auditor

Choice	Party	Absentee Voting		Total	
Matt Hawkins		15	15.00%	15	15.00%
Pat (Patrice) McCarthy		85	85.00%	85	85.00%
	Cast Votes:	100	100.00%	100	100.00%
	Undervotes:	9		9	
	Overvotes:	0		0	
	Unresolved write-in votes:	0		0	

#### Attorney General

Choice	Party	Absentee Voting		Total	
Pete Serrano		15	14.71%	15	14.71%
Nick Brown		44	43.14%	44	43.14%
Manka Dhingra		43	42.16%	43	42.16%
	Cast Votes:	102	100.00%	102	100.00%
	Undervotes:	7		7	
	Overvotes:	0		0	
	Unresolved write-in votes:	0		0	

#### Commissioner of Public Lands

Choice	Party	Absentee Voting		Total	
Allen Lebovitz		18	18.18%	18	18.18%
Jaime Herrera Beutler		11	11.11%	11	11.11%
Dave Upthegrove		38	38.38%	38	38.38%
Sue Kuehl Pederson		9	9.09%	9	9.09%
Patrick DePoe		13	13.13%	13	13.13%
Jeralee Anderson		7	7.07%	7	7.07%
Kevin Van De Wege		3	3.03%	3	3.03%
	Cast Votes:	99	100.00%	99	100.00%
	Undervotes:	10		10	
	Overvotes:	0		0	
	Unresolved write-in votes:	0		0	

# Precinct Results Report

2024 Primary Election

Run Time 1:39 PM

Run Date 09/25/2024

# San Juan County

2024 Primary Election

8/6/2024

Page 292

# Official Results

Registered Voters

8308 of 14761 = 56.28%

Precincts Reporting

0 of 42 = 0.00%

## 41 Shaw

109 of 193 registered voters = 56.48%

### Superintendent of Public Instruction

Choice	Party	Absentee Voting		Total	
Reid Saaris		23	24.47%	23	24.47%
Chris Reykdal		54	57.45%	54	57.45%
John Patterson Blair		0	0.00%	0	0.00%
David Olson		17	18.09%	17	18.09%
Cast Votes:		94	100.00%	94	100.00%
Undervotes:		15		15	
Overvotes:		0		0	
Unresolved write-in votes:		0		0	

### Insurance Commissioner

Choice	Party	Absentee Voting		Total	
Patty Kuderer		68	72.34%	68	72.34%
Chris D. Chung		2	2.13%	2	2.13%
Jonathan Hendrix		2	2.13%	2	2.13%
Bill Boyd		1	1.06%	1	1.06%
John Pestinger		5	5.32%	5	5.32%
Tim Verzal		1	1.06%	1	1.06%
Phil Fortunato		12	12.77%	12	12.77%
Justin Murta		3	3.19%	3	3.19%
Cast Votes:		94	100.00%	94	100.00%
Undervotes:		15		15	
Overvotes:		0		0	
Unresolved write-in votes:		0		0	

### State Senator

Choice	Party	Absentee Voting		Total	
Elizabeth (Liz) Lovelett		85	83.33%	85	83.33%
Charles Carrell		17	16.67%	17	16.67%
Cast Votes:		102	100.00%	102	100.00%
Undervotes:		7		7	
Overvotes:		0		0	
Unresolved write-in votes:		0		0	

Precinct Results Report

2024 Primary Election

Run Time 1:39 PM

Run Date 09/25/2024

San Juan County

2024 Primary Election

8/6/2024

Page 293

Official Results

Registered Voters

8308 of 14761 = 56.28%

Precincts Reporting

0 of 42 = 0.00%

41 Shaw

109 of 193 registered voters = 56.48%

State Representative Pos. 1

Choice	Party	Absentee Voting		Total	
Debra Lekanoff		78	100.00%	78	100.00%
	Cast Votes:	78	100.00%	78	100.00%
	Undervotes:	25		25	
	Overvotes:	0		0	
	Unresolved write-in votes:	6		6	

State Representative Pos. 2

Choice	Party	Absentee Voting		Total	
Alex Ramel		79	100.00%	79	100.00%
	Cast Votes:	79	100.00%	79	100.00%
	Undervotes:	25		25	
	Overvotes:	0		0	
	Unresolved write-in votes:	5		5	

Council Residency District 1

Choice	Party	Absentee Voting		Total	
Adrian Kilpatrick		15	14.56%	15	14.56%
Kari McVeigh		71	68.93%	71	68.93%
Stephanie O'Day		17	16.50%	17	16.50%
	Cast Votes:	103	100.00%	103	100.00%
	Undervotes:	6		6	
	Overvotes:	0		0	
	Unresolved write-in votes:	0		0	

Council Residency District 2

Choice	Party	Absentee Voting		Total	
Rick Hughes		67	67.00%	67	67.00%
Justin Paulsen		30	30.00%	30	30.00%
Jonathan Jonnie Welch		3	3.00%	3	3.00%
	Cast Votes:	100	100.00%	100	100.00%
	Undervotes:	9		9	
	Overvotes:	0		0	
	Unresolved write-in votes:	0		0	

**Precinct Results Report**

2024 Primary Election

Run Time 1:39 PM

Run Date 09/25/2024

**San Juan County**

2024 Primary Election

8/6/2024

Page 294

**Official Results**

**Registered Voters**

8308 of 14761 = 56.28%

**Precincts Reporting**

0 of 42 = 0.00%

**41 Shaw**

109 of 193 registered voters = 56.48%

**Justice Position 2**

Choice	Party	Absentee Voting		Total	
Todd A. Bloom		5	5.56%	5	5.56%
Sal Mungia		68	75.56%	68	75.56%
David R Shelvey		2	2.22%	2	2.22%
Dave Larson		15	16.67%	15	16.67%
Cast Votes:		90	100.00%	90	100.00%
Undervotes:		19		19	
Overvotes:		0		0	
Unresolved write-in votes:		0		0	

\*\*\* End of report \*\*\*