

Oath of Authenticity

STATE OF WASHINGTON)
) ss.
COUNTY OF SAN JUAN)

I solemnly swear that the unofficial returns and supporting documentation of the General Election held on November 5, 2024, in San Juan County, State of Washington, are true and correct.



Camolyn Armstrong, Elections Manager

Subscribed and sworn before me this 25th day of November 2024

Jane Fuller, County Legislative Authority (witness)

Certification of the Canvassing Board

STATE OF WASHINGTON)
) ss.
COUNTY OF SAN JUAN)

The undersigned officers designated by law as constituting the Canvassing Board for the County of San Juan, State of Washington, hereby certify that this is a full, true, and correct copy of the Abstract of Votes including the cumulative results, precinct results, and reconciliation report of votes cast at the General Election held on November 5, 2024, in San Juan County, State of Washington, and that the following are the true and reconciled numbers of voters and votes counted.

Witness our hands and official seal this 26^h day of November 2024



Natasha Warmenhoven, Auditor

Jane Fuller, County Legislative Authority (witness)

Amy Vira, Prosecuting Attorney (witness)

San Juan County Auditor

Reconciliation Form

General information

County name San Juan
 Election date 11/5/2024

Registered voters eligible to participate

Active registered voters 15,123
 Inactive registered voters 963

Category Reconciliation (detailed accounting of ballots)

	Issued (number of voters issued ballots)	Credited voters in VoteWA (envelopes containing ballots)	Ballots Accepted (Counted / Tabulated)	Ballots not counted		Discrepancy (if zero, category balances)
				Ballots forwarded to other counties	Ballots Rejected	
UOCAVA	1,030	335	330	N/A	5	0
Federal write-in	N/A	1	1	N/A	0	0
Provisional	0	0	0	0	0	0
DREs	0	0	0	N/A	0	0
All voters not reported in above categories	15,252	12,881	12,810	0	71	0
Total for all voter categories	16,282	13,217	13,141	0	76	0

Summary

Reconciliation

Overall Ballot Reconciliation	
Ballots Received	13,217
Ballots Accepted	13,141
Ballots Not Counted	76
Discrepancy	0

Voters credited to ballots counted	
Credited voters in VoteWA	13,141
Credited envelopes without ballots	0
Voters not credited in VoteWA (examples: FWAB or ACP)	0
Total valid ballots	13,141
Discrepancy	0

Additional Information

Replacement Ballots	
Requested	1,231
Issued	1,231
Returned	723
Counted	712
Rejected	11

Return method	
Email	244
Fax	0
Deposited at staffed, unstaffed deposit sites and voting centers	8,927
Non-UOCAVA returned by Fax or Email	0

Generation method	
VoteWA	687
Other online programs	0
PDF originating from county	0
Non-UOCAVA ballots issued electronically	126

AVU	
Estimated number of paper ballots printed by AVU	0

Category discrepancy explanation

VoteWA discrepancy explanation

Report prepared by: Camolyn Armstrong, Elections Manager
 Contact number: 360-370-7563

Date: November 26, 2024

Reconciliation Form

Data entry

General information	
County name	San Juan
Election date	11/5/2024

Registered voters eligible to participate	
Number of ACTIVE registered voters	15,123
Number of INACTIVE registered voters	963
Total registered voters eligible to participate	16,086

VoteWA	
How many voters were credited in VoteWA?	13,141
How many envelopes without ballots were credited, including ballots of other elections?	-
How many valid voters were NOT credited in VoteWA (ACP, FWAB)?	-
Adjusted number of valid voters	13,141

Ballots issued	
What was the total number of ballots issued?	16,282
Of the total number above, how many UOCAVA ballots were issued?	1,030
Of the total number above, how many provisional ballots were issued?	-
Of the total number above, how many DRE ballots were issued?	-

Voted ballots received	
How many voted ballots (in total) did you receive?	13,217
Of the number above, how many UOCAVA ballots did you receive?	335
Of the number above, how many Federal write-in ballots did you receive?	1
Of the number above, how many provisional ballots did you receive?	-
Of the number above, how DRE ballots were cast?	-

Ballots Accepted	
How many ballots (in total) were counted/tabulated?	13,141
Of the number above, how many UOCAVA ballots were counted/tabulated?	330
Of the number above, how many Federal Write-in ballots were counted/tabulated?	1
Of the number above, how many provisional ballots were counted/tabulated?	-
Of the number above, how many DRE ballots were counted/tabulated?	-

Ballots NOT Counted/Tabulated	
-------------------------------	--

Forwarded ballots

Total ballots forwarded to other counties?

-

Of the total number above, how many of the forwarded ballots were provisional ballots?

-

Of the total number above, how many of the forwarded ballots were late transfer?

-

Rejected ballots

Total ballots rejected

76

Of the total above, how many were rejected because of a missing signature?

12

Of the total above, how many were rejected because of the signature didn't match?

40

Of the total above, how many were rejected because of the ballot was Postmarked too late?

17

Of the total above, how many were rejected because they were returned electronically and no ha

-

Of the total above, how many were rejected other reasons?

7

Total UOCAVA ballots rejected

5

Of the total above, how many were rejected because of a missing signature?

1

Of the total above, how many were rejected because of the signature didn't match?

1

Of the total above, how many were rejected because of the ballot was Postmarked too late?

-

Of the total above, how many were rejected other reasons?

3

Total Federal Write-in Absentee ballots rejected

-

Of the total above, how many were rejected because of a missing signature?

-

Of the total above, how many were rejected because of the signature didn't match?

-

Of the total above, how many were rejected because of the ballot was Postmarked too late?

-

Of the total above, how many were rejected other reasons?

-

Total provisional ballots rejected

-

Of the total above, how many were rejected because of a missing signature?

-

Of the total above, how many were rejected because of the signature didn't match?

-

Of the total above, how many were rejected because of the ballot was Postmarked too late?

-

Of the total above, how many were rejected other reasons?

-

Total DRE ballots rejected

-

Additional Information

Replacement Ballots

How many replacement ballots were requested?

1,231

How many replacement ballots were issued?

1,231

How many replacement ballots were received?

723

How many replacement ballots were counted?

712

How many replacement ballots were rejected?

11

Ballot generation method

How many ballots were generated through VoteWA?

687

How many ballots were generated through other online programs?

-

How many ballots were generated through a PDF originating from the county?

-

How many non-UOCAVA ballots were issued by email, fax, or online program?

126

Ballots returned

In total, how many ballots were returned by E-mail?

244

In total, how many ballots were returned by fax?

-

How many non-UOCAVA ballots were returned by E-Mail or fax?

-

How many ballots were deposited at staffed or unstaffed deposit sites and voting centers?

8,927

AVU

Please provide an estimate of the number of paper ballots printed by AVU

-

Signature

Report prepared by

Camolyn Armstrong, Elections Manager

Date

11/26/24

Contact number

360-370-7563

Completing this form fulfils the requirements in RCW 29A.60.235 and 2011 c 10 s 62
Rev 2.4 (08/13/2019)



SAN JUAN COUNTY
WASHINGTON

Natasha K. Warmenhoven, County Auditor
Camolyn Armstrong, Elections Manager
55 Second St · PO Box 638
Friday Harbor, WA 98250
360-378-3357
SanJuanCountyWa.gov/Elections

General Election – November 5, 2024
Canvass Board Meeting - Certification of Election
Tuesday, November 26, 2024

Canvass Board Members Present:

Natasha Warmenhoven, SJC Auditor
Jane Fuller, SJC Councilmember
Amy Vira, SJC Prosecuting Attorney

Ballots issued: 16,282
Registered Voters: 15,123
Ballots received: 13,217
Ballots accepted: 13,141 86.89% Return

Challenged Envelopes	Total to Canvass	Accepted	Rejected
No Signature received	13	1	12
Cure forms received and processed accepted by Canvass	1		
Outstanding balance (letters sent to voters, no response)	12		
Mismatch Signature	45	5	40
Cure forms received and processed accepted by Canvass	5		
Outstanding balance (letters sent to voters, no response)	40		
No Signature on File	5	1	4
Cure forms received and processed accepted by Canvass	1		
Outstanding balance (letters sent to voters, no response)	4		
Declaration - No Ballot	3	0	3
Late Return – Mail	17	0	17
Total Challenged Envelopes sent to Canvass	76		
	Total to Canvass	Accepted	Rejected
Ballot race/measure/voter intent	9	9	

San Juan County Auditor Signature:

Natasha Warmenhoven, SJC Auditor



San Juan County Canvass Board
Review of Late Mailed / Ballot Box Ballots

San Juan County Canvass Board
November 5, 2024 General Elections

On November 25, 2024, the Canvass Board reviewed 17 envelopes with late postmarks or late at ballot boxes.

 envelopes were accepted as timely and

17 envelopes were rejected as late by the Canvass Board.

Natasha Warmenhoven, SJC Auditor (witness)

November 25, 2024

Jane Fuller, SJC Councilmember (witness)

November 25, 2024

Amy Vira, Prosecuting Attorney (witness)

November 25, 2024

Manual Count of Random Groups - Post Election Audit

Date of Election: November 5, 2024 General Election

Race to be counted: **President of the United States**

Response	Batch 314	Batch 316	Batch 319	Batch 315	Batch 320	Batch 317	Manual Totals	Machine Totals
	39	32	36	29	38	34		
Kamala D. Harris / Tim Walz	39	32	36	29	38	34	210	210
Donald J. Trump / JD Vance	6	14	9	12	11	13	65	65
Robert F. Kennedy Jr. / Nicole Shanahan	1		1	3			5	5
Jill Stein / Rudolph Ware	4	1	1		1		7	7
Claudia De la Cruz / Karina Garcia		1	1	2	1		5	5
Rachele Fruit / Dennis Richter							0	0
Joseph Kishore / Jerry White							0	0
Chase Oliver / Mike ter Maat							0	0
Cornel West / Melina Abdulllah				1			1	1
Shiva Ayyadurai / Crystal Ellis							0	0
Write-In							0	0
Overvote							0	0
Undervote		1	2				3	3

Explain any discrepancies: ** Batch 315, 1 ballot pulled @ count
barcode damage in scan, number adjusted.*

Manual Audit matched machine count: Yes; No

Audit results certified by:



Elections Manager: _____ Date 11/6/2024

Camolyn Armstrong

Cumulative Report

2024 General Post-Election Audit

Run Time 1:10 PM
Run Date 11/06/2024

San Juan County

2024 General Election

11/5/2024

Page 2

Unofficial Results

Registered Voters

0 of 15123 = 0.00%

Precincts Reporting

0 of 23 = 0.00%

San Juan County - Proposition No. 1 - Extending Conservation Area Real Estate Excise Tax

Choice	Party	Absentee Voting		Total	
Yes		0	0.00%	0	0.00%
No		0	0.00%	0	0.00%
Cast Votes:		0	0.00%	0	0.00%
Undervotes:		0		0	
Overvotes:		0		0	
Unresolved write-in votes:		0		0	

United States President / Vice President

Choice	Party	Absentee Voting		Total	
Kamala D. Harris / Tim Walz		0	0.00%	0	0.00%
Donald J. Trump / JD Vance		0	0.00%	0	0.00%
Robert F. Kennedy Jr. / Nicole Shanahan		0	0.00%	0	0.00%
Jill Stein / Rudolph Ware		0	0.00%	0	0.00%
Claudia De la Cruz / Karina Garcia		0	0.00%	0	0.00%
Rachele Fruit / Dennis Richter		0	0.00%	0	0.00%
Joseph Kishore / Jerry White		0	0.00%	0	0.00%
Chase Oliver / Mike ter Maat		0	0.00%	0	0.00%
Cornel West / Melina Abdullah		0	0.00%	0	0.00%
Shiva Ayyadurai / Crystal Ellis		0	0.00%	0	0.00%
Cast Votes:		0	0.00%	0	0.00%
Undervotes:		0		0	
Overvotes:		0		0	
Unresolved write-in votes:		0		0	

Cumulative Report

2024 General Post-Election Audit

Run Time 1:12 PM
Run Date 11/06/2024**San Juan County**

2024 General Election

11/5/2024

Page 2

Unofficial Results**Registered Voters**
296 of 15123 = 1.96%**Precincts Reporting**
0 of 23 = 0.00%**San Juan County - Proposition No. 1 - Extending Conservation Area Real Estate Excise Tax**

Choice	Party	Absentee Voting		Total	
Yes		178	63.35%	178	63.35%
No		103	36.65%	103	36.65%
Cast Votes:		281	100.00%	281	100.00%
Undervotes:		15		15	
Overvotes:		0		0	
Unresolved write-in votes:		0		0	

United States President / Vice President

Choice	Party	Absentee Voting		Total	
Kamala D. Harris / Tim Walz		210	71.67%	210	71.67%
Donald J. Trump / JD Vance		65	22.18%	65	22.18%
Robert F. Kennedy Jr. / Nicole Shanahan		5	1.71%	5	1.71%
Jill Stein / Rudolph Ware		7	2.39%	7	2.39%
Claudia De la Cruz / Karina Garcia		5	1.71%	5	1.71%
Rachele Fruit / Dennis Richter		0	0.00%	0	0.00%
Joseph Kishore / Jerry White		0	0.00%	0	0.00%
Chase Oliver / Mike ter Maat		0	0.00%	0	0.00%
Cornel West / Melina Abdullah		1	0.34%	1	0.34%
Shiva Ayyadurai / Crystal Ellis		0	0.00%	0	0.00%
Cast Votes:		293	100.00%	293	100.00%
Undervotes:		3		3	
Overvotes:		0		0	
Unresolved write-in votes:		0		0	

Manual Count of Random Groups - Post Election Audit

Date of Election: November 5, 2024 General Election

Race to be counted: **President of the United States**

Batch 317

Response	Count Team 1	Count Team 2	Manual Totals
Kamala D. Harris / Tim Walz	36	36	
Donald J. Trump / JD Vance	13	13	
Robert F. Kennedy Jr. / Nicole Shanahan			
Jill Stein / Rudolph Ware	1	1	
Claudia De la Cruz / Karina Garcia			
Rachele Fruit / Dennis Richter			
Joseph Kishore / Jerry White			
Chase Oliver / Mike ter Maat			
Cornel West / Melina Abdullah			
Shiva Ayyadurai / Crystal Ellis			
Write-In			
Overvote			
Undervote			
	50		

Audit results processed by:

Count Team 1:

Sign 1. J Buganski Date 11-6-24

Sign 1. TO Be... Date 11-6-24

Count Team 2:

Sign 1. Kathleen Commins Date 11-6-24

Sign 2. Judy Seaw Date 11-6-24

Manual Count of Random Groups - Post Election Audit

Date of Election: November 5, 2024 General Election

Race to be counted: **President of the United States**

Response	Batch <i>320</i>		Manual Totals
	Count Team 1	Count Team 2	
Kamala D. Harris / Tim Walz	<i>38</i>	<i>38</i>	<i>38</i>
Donald J. Trump / JD Vance	<i>11</i>	<i>11</i>	<i>11</i>
Robert F. Kennedy Jr. / Nicole Shanahan			
Jill Stein / Rudolph Ware			
Claudia De la Cruz / Karina Garcia	<i>1</i>	<i>1</i>	<i>1</i>
Rachele Fruit / Dennis Richter			
Joseph Kishore / Jerry White			
Chase Oliver / Mike ter Maat			
Cornel West / Melina Abdullah			
Shiva Ayyadurai / Crystal Ellis			
Write-In			
Overvote			
Undervote			

Audit results processed by:

Count Team 1:

Sign 1. *D Buganski* Date *11-6-24*

Sign 1. *[Signature]* Date *11-6-24*

Count Team 2:

Sign 1. *J Buganski* Date *11-6-24*

Sign 2. *[Signature]* Date *11-6-24*

Manual Count of Random Groups - Post Election Audit

Date of Election: November 5, 2024 General Election

Race to be counted: **President of the United States**

Batch 315

Response	Count Team 1	Count Team 2	Manual Totals
Kamala D. Harris / Tim Walz	30*	20*	29
Donald J. Trump / JD Vance	12	12	
Robert F. Kennedy Jr. / Nicole Shanahan	3	3	
Jill Stein / Rudolph Ware			
Claudia De la Cruz / Karina Garcia	2	2	
Rachele Fruit / Dennis Richter			
Joseph Kishore / Jerry White			
Chase Oliver / Mike ter Maat			
Cornel West / Melina Abdullah	1	1	
Shiva Ayyadurai / Crystal Ellis			
Write-In	0		
Overvote	0		
Undervote	0		

48

* Note - barcode damaged
pulled ballot from count -
one less vote for Harris.

Audit results processed by:

Count Team 1:

Sign 1. S. Buganski Date 11-6-24

Sign 1. Tom Beaman Date 11-6-24

[Handwritten signatures and initials]

Count Team 2:

Sign 1. Kathleen Connors Date 11-6-24

Sign 2. Judy Sears Date 11-6-24

Manual Count of Random Groups - Post Election Audit

Date of Election: November 5, 2024 General Election

Race to be counted: **President of the United States**

Batch **319**

Response	Count Team 1	Count Team 2	Manual Totals
Kamala D. Harris / Tim Walz	36	36	
Donald J. Trump / JD Vance	9	9	
Robert F. Kennedy Jr. / Nicole Shanahan	1	1	
Jill Stein / Rudolph Ware	1	1	
Claudia De la Cruz / Karina Garcia	1	1	
Rachele Fruit / Dennis Richter			
Joseph Kishore / Jerry White			
Chase Oliver / Mike ter Maat			
Cornel West / Melina Abdullah			
Shiva Ayyadurai / Crystal Ellis			
Write-In			
Overvote			
Undervote	2	2	

50

Audit results processed by:

Count Team 1:

Sign 1. *J Buganski* Date *11-6-24*

Sign 1. *Tom Bess* Date *11-6-24*

Count Team 2:

Sign 1. *DBuganski* Date *11-6-24*

Sign 2. *LuLe* Date *11-6-24*

Manual Count of Random Groups - Post Election Audit

Date of Election: November 5, 2024 General Election

Race to be counted: **President of the United States**

Response	Batch 316		Manual Totals
	Count Team 1	Count Team 2	
Kamala D. Harris / Tim Walz	32	32	
Donald J. Trump / JD Vance	14	14	
Robert F. Kennedy Jr. / Nicole Shanahan			
Jill Stein / Rudolph Ware	1	1	
Claudia De la Cruz / Karina Garcia	1	1	
Rachele Fruit / Dennis Richter			
Joseph Kishore / Jerry White			
Chase Oliver / Mike ter Maat			
Cornel West / Melina Abdullah			
Shiva Ayyadurai / Crystal Ellis			
Write-In			
Overvote			
Undervote	1	1	

Audit results processed by:

Count Team 1:

Sign 1. *Abuganski* Date *11-6-24*

Sign 1. *Kaizer* Date *11/6/24*

Count Team 2:

Sign 1. *Kathleen Cummings* Date *11-6-24*

Sign 2. *Judy Seor* Date *11-6-24*

Manual Count of Random Groups - Post Election Audit

Date of Election: November 5, 2024 General Election

Race to be counted: **President of the United States**

Batch **314**

Response	Count Team 1	Count Team 2	Manual Totals
Kamala D. Harris / Tim Walz	39	39	
Donald J. Trump / JD Vance	6	6	
Robert F. Kennedy Jr. / Nicole Shanahan	1	1	
Jill Stein / Rudolph Ware	4	4	
Claudia De la Cruz / Karina Garcia			
Rachele Fruit / Dennis Richter			
Joseph Kishore / Jerry White			
Chase Oliver / Mike ter Maat			
Cornel West / Melina Abdullah			
Shiva Ayyadurai / Crystal Ellis			
Write-In			
Overvote			
Undervote			

Audit results processed by:

Count Team 1:

Sign 1. Kathleen Connors Date 11-6-2024

Sign 1. Judy Sear Date 11-6-2024

Count Team 2:

Sign 1. Obuzanski Date 11-6-24

Sign 2. Luise Date 11-6-24

Compliance Check Log

Election: November 5, 2024 General

County: San Juan

Total Challenged Signatures to Check: 1

Number and Ballot IDs provided by Secretary of State's random sampling process.

Random Compliance Check							
Batch #	Ballot ID# <i>Provided by Sec. of State Random Sampling</i>	Voter First Name	Voter Last	User ID / Staff Name <i>Relating to the last review</i>	Signature Status <i>(All should be "signature does not match")</i>	Corrected Status if <i>A change in status indicates a standard is not met</i>	RCC Staff Initials
365	148594331	KRISTIN	PLUFF	DS/CA	No match	N/A	KRW

*Add rows on additional pages as necessary

Total Signatures Checked: 1 Total corrections: 0

- Signatures checkers provided appropriate feedback/training. (leave blank if no corrections)
- A written summary of observations/ themes (if any) attached to this log and shared with the Secretary of State. (leave blank if no corrections)



Staff Name: Natasha Warmenhoven

Staff Signature: 

Risk-limiting audit: Audit board report

County:	San Juan County
Election name:	2024 November General Election
Date of audit:	11/19/2024
RLA type:	Ballot Comparison
Voting System & Software Version:	HART Verity v.7
Contests audited:	Lt. Governor
Risk limit:	5%
Number of observers:	0
Number of audit rounds:	1
Audit passed?	yes

Audit board signatures:

Audit Board #1	
Camolyn Armstrong	
Name	Signature
Michelle Novak	
Name	Signature
Audit Board #2	
Name	Signature
Name	Signature

Others attending:

Cumulative Report

2024 General Election

Run Time 4:48 PM
Run Date 11/25/2024

San Juan County

2024 General Election

11/5/2024

Page 1

Official Results

Registered Voters
13141 of 15123 = 86.89%

Precincts Reporting
0 of 23 = 0.00%

Initiative Measure No. 2066

Choice	Party	Absentee Voting		Total	
Yes		4,534	36.93%	4,534	36.93%
No		7,743	63.07%	7,743	63.07%
Cast Votes:		12,277	100.00%	12,277	100.00%
Undervotes:		863		863	
Overvotes:		1		1	
Unresolved write-in votes:		0		0	

Initiative Measure No. 2109

Choice	Party	Absentee Voting		Total	
Yes		3,293	26.20%	3,293	26.20%
No		9,276	73.80%	9,276	73.80%
Cast Votes:		12,569	100.00%	12,569	100.00%
Undervotes:		572		572	
Overvotes:		0		0	
Unresolved write-in votes:		0		0	

Initiative Measure No. 2117

Choice	Party	Absentee Voting		Total	
Yes		3,071	24.69%	3,071	24.69%
No		9,367	75.31%	9,367	75.31%
Cast Votes:		12,438	100.00%	12,438	100.00%
Undervotes:		702		702	
Overvotes:		1		1	
Unresolved write-in votes:		0		0	

Initiative Measure No. 2124

Choice	Party	Absentee Voting		Total	
Yes		3,578	29.23%	3,578	29.23%
No		8,661	70.77%	8,661	70.77%
Cast Votes:		12,239	100.00%	12,239	100.00%
Undervotes:		902		902	
Overvotes:		0		0	
Unresolved write-in votes:		0		0	

Cumulative Report

2024 General Election

Run Time 4:48 PM

Run Date 11/25/2024

San Juan County

2024 General Election

11/5/2024

Page 2

Official Results**Registered Voters**

13141 of 15123 = 86.89%

Precincts Reporting

0 of 23 = 0.00%

San Juan County - Proposition No. 1 - Extending Conservation Area Real Estate Excise Tax

Choice	Party	Absentee Voting		Total	
Yes		8,444	67.34%	8,444	67.34%
No		4,096	32.66%	4,096	32.66%
Cast Votes:		12,540	100.00%	12,540	100.00%
Undervotes:		601		601	
Overvotes:		0		0	
Unresolved write-in votes:		0		0	

United States President / Vice President

Choice	Party	Absentee Voting		Total	
Kamala D. Harris / Tim Walz		9,539	73.72%	9,539	73.72%
Donald J. Trump / JD Vance		2,890	22.34%	2,890	22.34%
Robert F. Kennedy Jr. / Nicole Shanahan		196	1.51%	196	1.51%
Jill Stein / Rudolph Ware		182	1.41%	182	1.41%
Claudia De la Cruz / Karina Garcia		32	0.25%	32	0.25%
Rachele Fruit / Dennis Richter		1	0.01%	1	0.01%
Joseph Kishore / Jerry White		3	0.02%	3	0.02%
Chase Oliver / Mike ter Maat		55	0.43%	55	0.43%
Cornel West / Melina Abdullah		33	0.26%	33	0.26%
Shiva Ayyadurai / Crystal Ellis		8	0.06%	8	0.06%
Cast Votes:		12,939	100.00%	12,939	100.00%
Undervotes:		126		126	
Overvotes:		9		9	
Unresolved write-in votes:		67		67	

Cumulative Report

2024 General Election

Run Time 4:48 PM
Run Date 11/25/2024**San Juan County**

2024 General Election

11/5/2024

Page 3

Official ResultsRegistered Voters
13141 of 15123 = 86.89%Precincts Reporting
0 of 23 = 0.00%**U.S. Senator**

Choice	Party	Absentee Voting		Total	
Maria Cantwell		9,466	74.65%	9,466	74.65%
Dr Raul Garcia		3,214	25.35%	3,214	25.35%
Cast Votes:		12,680	100.00%	12,680	100.00%
Undervotes:		415		415	
Overvotes:		0		0	
Unresolved write-in votes:		46		46	

Congressional District No. 2 - U.S. Representative

Choice	Party	Absentee Voting		Total	
Rick Larsen		9,726	77.40%	9,726	77.40%
Cody Hart		2,840	22.60%	2,840	22.60%
Cast Votes:		12,566	100.00%	12,566	100.00%
Undervotes:		474		474	
Overvotes:		0		0	
Unresolved write-in votes:		101		101	

Governor

Choice	Party	Absentee Voting		Total	
Bob Ferguson		9,348	73.33%	9,348	73.33%
Dave Reichert		3,400	26.67%	3,400	26.67%
Cast Votes:		12,748	100.00%	12,748	100.00%
Undervotes:		360		360	
Overvotes:		0		0	
Unresolved write-in votes:		33		33	

Lt. Governor

Choice	Party	Absentee Voting		Total	
Denny Heck		9,041	72.83%	9,041	72.83%
Dan Matthews		3,372	27.17%	3,372	27.17%
Cast Votes:		12,413	100.00%	12,413	100.00%
Undervotes:		708		708	
Overvotes:		0		0	
Unresolved write-in votes:		20		20	

Cumulative Report

2024 General Election

Run Time 4:48 PM
Run Date 11/25/2024

San Juan County

2024 General Election

11/5/2024

Page 4

Official Results

Registered Voters
13141 of 15123 = 86.89%

Precincts Reporting
0 of 23 = 0.00%

Secretary of State

Choice	Party	Absentee Voting		Total	
Steve Hobbs		9,362	75.52%	9,362	75.52%
Dale Whitaker		3,035	24.48%	3,035	24.48%
	Cast Votes:	12,397	100.00%	12,397	100.00%
	Undervotes:	729		729	
	Overvotes:	0		0	
	Unresolved write-in votes:	15		15	

State Treasurer

Choice	Party	Absentee Voting		Total	
Mike Pellicciotti		9,112	74.02%	9,112	74.02%
Sharon Hanek		3,198	25.98%	3,198	25.98%
	Cast Votes:	12,310	100.00%	12,310	100.00%
	Undervotes:	814		814	
	Overvotes:	0		0	
	Unresolved write-in votes:	17		17	

State Auditor

Choice	Party	Absentee Voting		Total	
Pat (Patrice) McCarthy		9,142	74.55%	9,142	74.55%
Matt Hawkins		3,121	25.45%	3,121	25.45%
	Cast Votes:	12,263	100.00%	12,263	100.00%
	Undervotes:	861		861	
	Overvotes:	0		0	
	Unresolved write-in votes:	17		17	

Attorney General

Choice	Party	Absentee Voting		Total	
Pete Serrano		3,367	27.16%	3,367	27.16%
Nick Brown		9,028	72.84%	9,028	72.84%
	Cast Votes:	12,395	100.00%	12,395	100.00%
	Undervotes:	730		730	
	Overvotes:	2		2	
	Unresolved write-in votes:	14		14	

Cumulative Report

2024 General Election

Run Time 4:48 PM
Run Date 11/25/2024**San Juan County**

2024 General Election

11/5/2024

Page 5

Official ResultsRegistered Voters
13141 of 15123 = 86.89%Precincts Reporting
0 of 23 = 0.00%**Commissioner of Public Lands**

Choice	Party	Absentee Voting		Total	
Jaime Herrera Beutler		3,517	28.62%	3,517	28.62%
Dave Upthegrove		8,770	71.38%	8,770	71.38%
Cast Votes:		12,287	100.00%	12,287	100.00%
Undervotes:		827		827	
Overvotes:		0		0	
Unresolved write-in votes:		27		27	

Superintendent of Public Instruction

Choice	Party	Absentee Voting		Total	
Chris Reykdal		6,911	66.73%	6,911	66.73%
David Olson		3,445	33.27%	3,445	33.27%
Cast Votes:		10,356	100.00%	10,356	100.00%
Undervotes:		2,713		2,713	
Overvotes:		1		1	
Unresolved write-in votes:		71		71	

Insurance Commissioner

Choice	Party	Absentee Voting		Total	
Patty Kuderer		8,941	73.76%	8,941	73.76%
Phil Fortunato		3,180	26.24%	3,180	26.24%
Cast Votes:		12,121	100.00%	12,121	100.00%
Undervotes:		1,003		1,003	
Overvotes:		0		0	
Unresolved write-in votes:		17		17	

State Senator

Choice	Party	Absentee Voting		Total	
Elizabeth (Liz) Lovelett		9,267	75.20%	9,267	75.20%
Charles Carrell		3,056	24.80%	3,056	24.80%
Cast Votes:		12,323	100.00%	12,323	100.00%
Undervotes:		797		797	
Overvotes:		1		1	
Unresolved write-in votes:		20		20	

Cumulative Report

2024 General Election

Run Time 4:48 PM
Run Date 11/25/2024**San Juan County**

2024 General Election

11/5/2024

Page 6

Official ResultsRegistered Voters
13141 of 15123 = 86.89%Precincts Reporting
0 of 23 = 0.00%**State Representative Pos. 1**

Choice	Party	Absentee Voting		Total	
Debra Lekanoff		9,237	100.00%	9,237	100.00%
	Cast Votes:	9,237	100.00%	9,237	100.00%
	Undervotes:	3,589		3,589	
	Overvotes:	0		0	
	Unresolved write-in votes:	315		315	

State Representative Pos. 2

Choice	Party	Absentee Voting		Total	
Alex Ramel		9,089	100.00%	9,089	100.00%
	Cast Votes:	9,089	100.00%	9,089	100.00%
	Undervotes:	3,750		3,750	
	Overvotes:	0		0	
	Unresolved write-in votes:	302		302	

Council Residency District 1

Choice	Party	Absentee Voting		Total	
Kari McVeigh		7,129	62.19%	7,129	62.19%
Stephanie O'Day		4,334	37.81%	4,334	37.81%
	Cast Votes:	11,463	100.00%	11,463	100.00%
	Undervotes:	1,616		1,616	
	Overvotes:	0		0	
	Unresolved write-in votes:	62		62	

Council Residency District 2

Choice	Party	Absentee Voting		Total	
Rick Hughes		5,149	46.50%	5,149	46.50%
Justin Paulsen		5,923	53.50%	5,923	53.50%
	Cast Votes:	11,072	100.00%	11,072	100.00%
	Undervotes:	2,021		2,021	
	Overvotes:	0		0	
	Unresolved write-in votes:	48		48	

Cumulative Report

2024 General Election

Run Time 4:48 PM
Run Date 11/25/2024

San Juan County

2024 General Election

11/5/2024

Page 7

Official Results

Registered Voters
13141 of 15123 = 86.89%

Precincts Reporting
0 of 23 = 0.00%

Justice Position 2

Choice	Party	Absentee Voting		Total	
Sal Mungia		6,608	64.44%	6,608	64.44%
Dave Larson		3,647	35.56%	3,647	35.56%
Cast Votes:		10,255	100.00%	10,255	100.00%
Undervotes:		2,853		2,853	
Overvotes:		0		0	
Unresolved write-in votes:		33		33	

Justice Position 8

Choice	Party	Absentee Voting		Total	
Steve Gonzalez		7,377	100.00%	7,377	100.00%
Cast Votes:		7,377	100.00%	7,377	100.00%
Undervotes:		5,607		5,607	
Overvotes:		0		0	
Unresolved write-in votes:		157		157	

Justice Position 9

Choice	Party	Absentee Voting		Total	
Sheryl Gordon McCloud		7,299	100.00%	7,299	100.00%
Cast Votes:		7,299	100.00%	7,299	100.00%
Undervotes:		5,691		5,691	
Overvotes:		0		0	
Unresolved write-in votes:		151		151	

Division 1, District 3 - Judge Position 1

Choice	Party	Absentee Voting		Total	
Cecily C. Hazelrigg		7,523	100.00%	7,523	100.00%
Cast Votes:		7,523	100.00%	7,523	100.00%
Undervotes:		5,477		5,477	
Overvotes:		0		0	
Unresolved write-in votes:		141		141	

Cumulative Report

2024 General Election

Run Time 4:48 PM
Run Date 11/25/2024

San Juan County

2024 General Election

11/5/2024

Page 8

Official Results

Registered Voters
13141 of 15123 = 86.89%

Precincts Reporting
0 of 23 = 0.00%

Superior Court Judge

Choice	Party	Absentee Voting		Total	
Kathryn C. Loring		7,673	100.00%	7,673	100.00%
	Cast Votes:	7,673	100.00%	7,673	100.00%
	Undervotes:	5,253		5,253	
	Overvotes:	0		0	
	Unresolved write-in votes:	215		215	

Town of Friday Harbor - Proposition No. 1 - Sales and Use Tax

Choice	Party	Absentee Voting		Total	
Approved		1,021	68.52%	1,021	68.52%
Rejected		469	31.48%	469	31.48%
	Cast Votes:	1,490	100.00%	1,490	100.00%
	Undervotes:	122		122	
	Overvotes:	0		0	
	Unresolved write-in votes:	0		0	

SJC Fire Protection District No. 3 - Proposition No. 1 - Levy Lid Lift

Choice	Party	Absentee Voting		Total	
Yes		4,130	69.66%	4,130	69.66%
No		1,799	30.34%	1,799	30.34%
	Cast Votes:	5,929	100.00%	5,929	100.00%
	Undervotes:	440		440	
	Overvotes:	0		0	
	Unresolved write-in votes:	0		0	

Lopez Solid Waste Disposal District - Proposition No. 1 - Excess Property Tax Levy

Choice	Party	Absentee Voting		Total	
Yes		1,581	79.57%	1,581	79.57%
No		406	20.43%	406	20.43%
	Cast Votes:	1,987	100.00%	1,987	100.00%
	Undervotes:	105		105	
	Overvotes:	0		0	
	Unresolved write-in votes:	0		0	

*** End of report ***

**ABSTRACT OF GENERAL ELECTION RETURNS
SAN JUAN COUNTY, WASHINGTON**

2024 General Election

San Juan County (Land Bank)


Proposition No. 1 – Extending the Duration of the Real Estate Excise Tax (REET)

	2024 Active Registered Voters	Votes Cast	Yes Votes	No Votes
Total	15,123	12,540	8,444	4,096

Proposition No. 1 received a 67.34% approval of the total number of votes cast (a 60% plus one vote was required to pass). Therefore, the proposition did pass.

STATE OF WASHINGTON }
COUNTY OF SAN JUAN }

I do solemnly swear that the above is a full, true, and correct abstract thereof made by the Canvass Board as required by law.


Attest: 
Natasha K. Warmenhoven, Auditor

11/26/24
Date

STATE OF WASHINGTON }
COUNTY OF SAN JUAN }

The undersigned, being designated by the canvassing board of election returns for and in the County of San Juan, State of Washington, do hereby certify that the foregoing is a true, full, and correct abstract of votes polled in the San Juan County Proposition No. 1 – Extending the Duration of the Real Estate Excise Tax (REET) measure at the 2024 General election held on November 5, 2024.

**ABSTRACT OF SPECIAL ELECTION RETURNS
San Juan County**


Camolyn Armstrong, Elections Manager

Nov 26, 2024
Date

**ABSTRACT OF GENERAL ELECTION RETURNS
SAN JUAN COUNTY, WASHINGTON**

2024 General Election

**Town of Friday Harbor
Proposition No. 1 – Sales and Use Tax for Transportation Improvements**

	2024 Active Registered Voters	Votes Cast	Yes Votes	No Votes
Total	1,980	1,490	1,021	469

Proposition No. 1 received a 68.52% approval of the total number of votes cast (a 60% plus one vote was required to pass). Therefore, the proposition did pass.

STATE OF WASHINGTON }
COUNTY OF SAN JUAN }


I do solemnly swear that the above is a full, true, and correct abstract thereof made by the Canvass Board as required by law.

Attest:  11/26/24
Natasha K. Warmenhoven, Auditor Date

STATE OF WASHINGTON }
COUNTY OF SAN JUAN }

The undersigned, being designated by the canvassing board of election returns for and in the County of San Juan, State of Washington, do hereby certify that the foregoing is a true, full, and correct abstract of votes polled in the Town of Friday Harbor Proposition No. 1 – Sales and Use Tax for Transportation Improvements measure at the 2024 General election held on November 5, 2024.

**ABSTRACT OF SPECIAL ELECTION RETURNS
Town of Friday Harbor**

 Nov. 26, 2024
Camolyn Armstrong, Elections Manager Date

**ABSTRACT OF GENERAL ELECTION RETURNS
SAN JUAN COUNTY, WASHINGTON**

2024 General Election

**San Juan County Fire Protection District No. 3
Proposition No. 1 – Levy Lid Lif for Fire Protection and Emergency Rescue Services**

	2024 Active Registered Voters	Votes Cast	Yes Votes	No Votes
Total	7,369	5,929	4,130	1,799

Proposition No. 1 received a 69.66% approval of the total number of votes cast (a 50% plus one vote was required to pass). Therefore, the proposition did pass.

STATE OF WASHINGTON }
COUNTY OF SAN JUAN }


I do solemnly swear that the above is a full, true, and correct abstract thereof made by the Canvass Board as required by law.

Attest:  11/26/24
Natasha K. Warmenhoven, Auditor Date

STATE OF WASHINGTON }
COUNTY OF SAN JUAN }

The undersigned, being designated by the canvassing board of election returns for and in the County of San Juan, State of Washington, do hereby certify that the foregoing is a true, full, and correct abstract of votes polled in the San Juan County Fire Protection District No. 3 Proposition No. 1 – Levy Lid Lif for Fire Protection and Emergency Rescue Services measure at the 2024 General election held on November 5, 2024.

**ABSTRACT OF SPECIAL ELECTION RETURNS
San Juan County Fire Protection District No. 3**

 Nov 26 2024
Camolyn Armstrong, Elections Manager Date

**ABSTRACT OF GENERAL ELECTION RETURNS
SAN JUAN COUNTY, WASHINGTON**

2024 General Election

**Lopez Solid Waste Disposal District
Proposition No. 1 - Excess Property Tax Levy for 2025**

	2024 Active Registered Voters	Votes Cast	Yes Votes	No Votes
Total	2,367	1,987	1,581	406

Proposition No. 1 passed with a 79.57% approval of the total number of votes cast (a 50% plus one vote was required to pass).

STATE OF WASHINGTON }
COUNTY OF SAN JUAN }


I do solemnly swear that the above is a full, true, and correct abstract thereof made by the Canvass Board as required by law.

Attest: 
Natasha K. Warmenhoven, Auditor 11/26/24
Date

STATE OF WASHINGTON }
COUNTY OF SAN JUAN }

The undersigned, being designated by the canvassing board of election returns for and in the County of San Juan, State of Washington, do hereby certify that the foregoing is a true, full, and correct abstract of votes polled in Lopez Solid Waste Disposal District Proposition No. 1 - Excess Property Tax Levy for 2025 measure at the 2024 General election held on November 5, 2024.

**ABSTRACT OF SPECIAL ELECTION RETURNS
Lopez Solid Waste Disposal District**


Camolyn Armstrong, Elections Manager Nov. 26, 2024
Date

Precinct Results Report

2024 General Election

Run Time 4:48 PM

Run Date 11/25/2024

San Juan County

2024 General Election

11/5/2024

Page 1

Official Results

Registered Voters

13141 of 15123 = 86.89%

Precincts Reporting

0 of 23 = 0.00%

101 Friday Harbor N

929 of 1,155 registered voters = 80.43%

Initiative Measure No. 2066

Choice	Party	Absentee Voting		Total	
Yes		311	36.67%	311	36.67%
No		537	63.33%	537	63.33%
Cast Votes:		848	100.00%	848	100.00%
Undervotes:		81		81	
Overvotes:		0		0	
Unresolved write-in votes:		0		0	

Initiative Measure No. 2109

Choice	Party	Absentee Voting		Total	
Yes		198	22.65%	198	22.65%
No		676	77.35%	676	77.35%
Cast Votes:		874	100.00%	874	100.00%
Undervotes:		55		55	
Overvotes:		0		0	
Unresolved write-in votes:		0		0	

Initiative Measure No. 2117

Choice	Party	Absentee Voting		Total	
Yes		197	22.64%	197	22.64%
No		673	77.36%	673	77.36%
Cast Votes:		870	100.00%	870	100.00%
Undervotes:		59		59	
Overvotes:		0		0	
Unresolved write-in votes:		0		0	

Initiative Measure No. 2124

Choice	Party	Absentee Voting		Total	
Yes		245	28.55%	245	28.55%
No		613	71.45%	613	71.45%
Cast Votes:		858	100.00%	858	100.00%
Undervotes:		71		71	
Overvotes:		0		0	
Unresolved write-in votes:		0		0	

Precinct Results Report

2024 General Election

Run Time 4:48 PM

Run Date 11/25/2024

San Juan County

2024 General Election

11/5/2024

Page 2

Official Results

Registered Voters

13141 of 15123 = 86.89%

Precincts Reporting

0 of 23 = 0.00%

101 Friday Harbor N

929 of 1,155 registered voters = 80.43%

Proposition No. 1 - Extending Conservation Area Real Estate Excise Tax

Choice	Party	Absentee Voting		Total	
Yes		557	64.24%	557	64.24%
No		310	35.76%	310	35.76%
Cast Votes:		867	100.00%	867	100.00%
Undervotes:		62		62	
Overvotes:		0		0	
Unresolved write-in votes:		0		0	

United States President / Vice President

Choice	Party	Absentee Voting		Total	
Kamala D. Harris / Tim Walz		678	74.02%	678	74.02%
Donald J. Trump / JD Vance		211	23.03%	211	23.03%
Robert F. Kennedy Jr. / Nicole Shanahan		10	1.09%	10	1.09%
Jill Stein / Rudolph Ware		9	0.98%	9	0.98%
Claudia De la Cruz / Karina Garcia		3	0.33%	3	0.33%
Rachele Fruit / Dennis Richter		0	0.00%	0	0.00%
Joseph Kishore / Jerry White		0	0.00%	0	0.00%
Chase Oliver / Mike ter Maat		3	0.33%	3	0.33%
Cornel West / Melina Abdullah		1	0.11%	1	0.11%
Shiva Ayyadurai / Crystal Ellis		1	0.11%	1	0.11%
Cast Votes:		916	100.00%	916	100.00%
Undervotes:		9		9	
Overvotes:		2		2	
Unresolved write-in votes:		2		2	

Precinct Results Report

2024 General Election

Run Time 4:48 PM

Run Date 11/25/2024

San Juan County

2024 General Election

11/5/2024

Page 3

Official Results

Registered Voters

13141 of 15123 = 86.89%

Precincts Reporting

0 of 23 = 0.00%

101 Friday Harbor N

929 of 1,155 registered voters = 80.43%

U.S. Senator

Choice	Party	Absentee Voting		Total	
Maria Cantwell		664	74.44%	664	74.44%
Dr Raul Garcia		228	25.56%	228	25.56%
Cast Votes:		892	100.00%	892	100.00%
Undervotes:		32		32	
Overvotes:		0		0	
Unresolved write-in votes:		5		5	

Congressional District No. 2 - U.S. Representative

Choice	Party	Absentee Voting		Total	
Rick Larsen		680	76.49%	680	76.49%
Cody Hart		209	23.51%	209	23.51%
Cast Votes:		889	100.00%	889	100.00%
Undervotes:		30		30	
Overvotes:		0		0	
Unresolved write-in votes:		10		10	

Governor

Choice	Party	Absentee Voting		Total	
Bob Ferguson		656	73.21%	656	73.21%
Dave Reichert		240	26.79%	240	26.79%
Cast Votes:		896	100.00%	896	100.00%
Undervotes:		31		31	
Overvotes:		0		0	
Unresolved write-in votes:		2		2	

Lt. Governor

Choice	Party	Absentee Voting		Total	
Denny Heck		637	73.13%	637	73.13%
Dan Matthews		234	26.87%	234	26.87%
Cast Votes:		871	100.00%	871	100.00%
Undervotes:		57		57	
Overvotes:		0		0	
Unresolved write-in votes:		1		1	

Precinct Results Report

2024 General Election

Run Time 4:48 PM

Run Date 11/25/2024

San Juan County

2024 General Election

11/5/2024

Page 4

Official Results

Registered Voters

13141 of 15123 = 86.89%

Precincts Reporting

0 of 23 = 0.00%

101 Friday Harbor N

929 of 1,155 registered voters = 80.43%

Secretary of State

Choice	Party	Absentee Voting		Total	
Steve Hobbs		655	75.37%	655	75.37%
Dale Whitaker		214	24.63%	214	24.63%
	Cast Votes:	869	100.00%	869	100.00%
	Undervotes:	59		59	
	Overvotes:	0		0	
	Unresolved write-in votes:	1		1	

State Treasurer

Choice	Party	Absentee Voting		Total	
Mike Pellicciotti		638	73.67%	638	73.67%
Sharon Hanek		228	26.33%	228	26.33%
	Cast Votes:	866	100.00%	866	100.00%
	Undervotes:	62		62	
	Overvotes:	0		0	
	Unresolved write-in votes:	1		1	

State Auditor

Choice	Party	Absentee Voting		Total	
Pat (Patrice) McCarthy		654	75.78%	654	75.78%
Matt Hawkins		209	24.22%	209	24.22%
	Cast Votes:	863	100.00%	863	100.00%
	Undervotes:	65		65	
	Overvotes:	0		0	
	Unresolved write-in votes:	1		1	

Attorney General

Choice	Party	Absentee Voting		Total	
Pete Serrano		238	27.39%	238	27.39%
Nick Brown		631	72.61%	631	72.61%
	Cast Votes:	869	100.00%	869	100.00%
	Undervotes:	59		59	
	Overvotes:	0		0	
	Unresolved write-in votes:	1		1	

Precinct Results Report

2024 General Election

Run Time 4:48 PM

Run Date 11/25/2024

San Juan County

2024 General Election

11/5/2024

Page 5

Official Results

Registered Voters

13141 of 15123 = 86.89%

Precincts Reporting

0 of 23 = 0.00%

101 Friday Harbor N

929 of 1,155 registered voters = 80.43%

Commissioner of Public Lands

Choice	Party	Absentee Voting		Total	
Jaime Herrera Beutler		242	28.07%	242	28.07%
Dave Upthegrove		620	71.93%	620	71.93%
	Cast Votes:	862	100.00%	862	100.00%
	Undervotes:	66		66	
	Overvotes:	0		0	
	Unresolved write-in votes:	1		1	

Superintendent of Public Instruction

Choice	Party	Absentee Voting		Total	
Chris Reykdal		447	62.17%	447	62.17%
David Olson		272	37.83%	272	37.83%
	Cast Votes:	719	100.00%	719	100.00%
	Undervotes:	206		206	
	Overvotes:	0		0	
	Unresolved write-in votes:	4		4	

Insurance Commissioner

Choice	Party	Absentee Voting		Total	
Patty Kuderer		625	73.96%	625	73.96%
Phil Fortunato		220	26.04%	220	26.04%
	Cast Votes:	845	100.00%	845	100.00%
	Undervotes:	82		82	
	Overvotes:	0		0	
	Unresolved write-in votes:	2		2	

State Senator

Choice	Party	Absentee Voting		Total	
Elizabeth (Liz) Lovelett		648	75.70%	648	75.70%
Charles Carrell		208	24.30%	208	24.30%
	Cast Votes:	856	100.00%	856	100.00%
	Undervotes:	72		72	
	Overvotes:	0		0	
	Unresolved write-in votes:	1		1	

Precinct Results Report

2024 General Election

Run Time 4:48 PM

Run Date 11/25/2024

San Juan County

2024 General Election

11/5/2024

Page 6

Official Results

Registered Voters

13141 of 15123 = 86.89%

Precincts Reporting

0 of 23 = 0.00%

101 Friday Harbor N

929 of 1,155 registered voters = 80.43%

State Representative Pos. 1

Choice	Party	Absentee Voting		Total	
Debra Lekanoff		651	100.00%	651	100.00%
	Cast Votes:	651	100.00%	651	100.00%
	Undervotes:	256		256	
	Overvotes:	0		0	
	Unresolved write-in votes:	22		22	

State Representative Pos. 2

Choice	Party	Absentee Voting		Total	
Alex Ramel		646	100.00%	646	100.00%
	Cast Votes:	646	100.00%	646	100.00%
	Undervotes:	262		262	
	Overvotes:	0		0	
	Unresolved write-in votes:	21		21	

Council Residency District 1

Choice	Party	Absentee Voting		Total	
Kari McVeigh		497	59.74%	497	59.74%
Stephanie O'Day		335	40.26%	335	40.26%
	Cast Votes:	832	100.00%	832	100.00%
	Undervotes:	89		89	
	Overvotes:	0		0	
	Unresolved write-in votes:	8		8	

Council Residency District 2

Choice	Party	Absentee Voting		Total	
Rick Hughes		368	48.48%	368	48.48%
Justin Paulsen		391	51.52%	391	51.52%
	Cast Votes:	759	100.00%	759	100.00%
	Undervotes:	165		165	
	Overvotes:	0		0	
	Unresolved write-in votes:	5		5	

Precinct Results Report

2024 General Election

Run Time 4:48 PM

Run Date 11/25/2024

San Juan County

2024 General Election

11/5/2024

Page 7

Official Results

Registered Voters

13141 of 15123 = 86.89%

Precincts Reporting

0 of 23 = 0.00%

101 Friday Harbor N

929 of 1,155 registered voters = 80.43%

Justice Position 2

Choice	Party	Absentee Voting		Total	
Sal Mungia		431	60.03%	431	60.03%
Dave Larson		287	39.97%	287	39.97%
Cast Votes:		718	100.00%	718	100.00%
Undervotes:		208		208	
Overvotes:		0		0	
Unresolved write-in votes:		3		3	

Justice Position 8

Choice	Party	Absentee Voting		Total	
Steve Gonzalez		552	100.00%	552	100.00%
Cast Votes:		552	100.00%	552	100.00%
Undervotes:		366		366	
Overvotes:		0		0	
Unresolved write-in votes:		11		11	

Justice Position 9

Choice	Party	Absentee Voting		Total	
Sheryl Gordon McCloud		552	100.00%	552	100.00%
Cast Votes:		552	100.00%	552	100.00%
Undervotes:		366		366	
Overvotes:		0		0	
Unresolved write-in votes:		11		11	

Division 1, District 3 - Judge Position 1

Choice	Party	Absentee Voting		Total	
Cecily C. Hazelrigg		571	100.00%	571	100.00%
Cast Votes:		571	100.00%	571	100.00%
Undervotes:		349		349	
Overvotes:		0		0	
Unresolved write-in votes:		9		9	

Precinct Results Report

2024 General Election

Run Time 4:48 PM

Run Date 11/25/2024

San Juan County

2024 General Election

11/5/2024

Page 8

Official Results

Registered Voters

13141 of 15123 = 86.89%

Precincts Reporting

0 of 23 = 0.00%

101 Friday Harbor N

929 of 1,155 registered voters = 80.43%

Superior Court Judge

Choice	Party	Absentee Voting		Total	
Kathryn C. Loring		577	100.00%	577	100.00%
	Cast Votes:	577	100.00%	577	100.00%
	Undervotes:	338		338	
	Overvotes:	0		0	
	Unresolved write-in votes:	14		14	

Proposition No. 1 - Sales and Use Tax for Transportation Improvements

Choice	Party	Absentee Voting		Total	
Approved		580	67.29%	580	67.29%
Rejected		282	32.71%	282	32.71%
	Cast Votes:	862	100.00%	862	100.00%
	Undervotes:	67		67	
	Overvotes:	0		0	
	Unresolved write-in votes:	0		0	

Proposition No. 1 - Levy Lid Lift for Fire Protection and Emergency Services

Choice	Party	Absentee Voting		Total	
Yes		624	71.89%	624	71.89%
No		244	28.11%	244	28.11%
	Cast Votes:	868	100.00%	868	100.00%
	Undervotes:	61		61	
	Overvotes:	0		0	
	Unresolved write-in votes:	0		0	

Precinct Results Report

2024 General Election

Run Time 4:48 PM

Run Date 11/25/2024

San Juan County

2024 General Election

11/5/2024

Page 9

Official Results

Registered Voters

13141 of 15123 = 86.89%

Precincts Reporting

0 of 23 = 0.00%

102 Friday Harbor S

683 of 825 registered voters = 82.79%

Initiative Measure No. 2066

Choice	Party	Absentee Voting		Total	
Yes		230	36.80%	230	36.80%
No		395	63.20%	395	63.20%
Cast Votes:		625	100.00%	625	100.00%
Undervotes:		58		58	
Overvotes:		0		0	
Unresolved write-in votes:		0		0	

Initiative Measure No. 2109

Choice	Party	Absentee Voting		Total	
Yes		147	22.76%	147	22.76%
No		499	77.24%	499	77.24%
Cast Votes:		646	100.00%	646	100.00%
Undervotes:		37		37	
Overvotes:		0		0	
Unresolved write-in votes:		0		0	

Initiative Measure No. 2117

Choice	Party	Absentee Voting		Total	
Yes		153	24.32%	153	24.32%
No		476	75.68%	476	75.68%
Cast Votes:		629	100.00%	629	100.00%
Undervotes:		54		54	
Overvotes:		0		0	
Unresolved write-in votes:		0		0	

Initiative Measre No. 2124

Choice	Party	Absentee Voting		Total	
Yes		186	29.48%	186	29.48%
No		445	70.52%	445	70.52%
Cast Votes:		631	100.00%	631	100.00%
Undervotes:		52		52	
Overvotes:		0		0	
Unresolved write-in votes:		0		0	

Precinct Results Report

2024 General Election

Run Time 4:48 PM

Run Date 11/25/2024

San Juan County

2024 General Election

11/5/2024

Page 10

Official Results

Registered Voters

13141 of 15123 = 86.89%

Precincts Reporting

0 of 23 = 0.00%

102 Friday Harbor S

683 of 825 registered voters = 82.79%

Proposition No. 1 - Extending Conservation Area Real Estate Excise Tax

Choice	Party	Absentee Voting		Total	
Yes		402	61.75%	402	61.75%
No		249	38.25%	249	38.25%
Cast Votes:		651	100.00%	651	100.00%
Undervotes:		32		32	
Overvotes:		0		0	
Unresolved write-in votes:		0		0	

United States President / Vice President

Choice	Party	Absentee Voting		Total	
Kamala D. Harris / Tim Walz		482	71.41%	482	71.41%
Donald J. Trump / JD Vance		165	24.44%	165	24.44%
Robert F. Kennedy Jr. / Nicole Shanahan		8	1.19%	8	1.19%
Jill Stein / Rudolph Ware		12	1.78%	12	1.78%
Claudia De la Cruz / Karina Garcia		3	0.44%	3	0.44%
Rachele Fruit / Dennis Richter		0	0.00%	0	0.00%
Joseph Kishore / Jerry White		0	0.00%	0	0.00%
Chase Oliver / Mike ter Maat		3	0.44%	3	0.44%
Cornel West / Melina Abdullah		2	0.30%	2	0.30%
Shiva Ayyadurai / Crystal Ellis		0	0.00%	0	0.00%
Cast Votes:		675	100.00%	675	100.00%
Undervotes:		4		4	
Overvotes:		0		0	
Unresolved write-in votes:		4		4	

Precinct Results Report

2024 General Election

Run Time 4:48 PM

Run Date 11/25/2024

San Juan County

2024 General Election

11/5/2024

Page 11

Official Results

Registered Voters

13141 of 15123 = 86.89%

Precincts Reporting

0 of 23 = 0.00%

102 Friday Harbor S

683 of 825 registered voters = 82.79%

U.S. Senator

Choice	Party	Absentee Voting		Total	
Maria Cantwell		483	73.63%	483	73.63%
Dr Raul Garcia		173	26.37%	173	26.37%
Cast Votes:		656	100.00%	656	100.00%
Undervotes:		23		23	
Overvotes:		0		0	
Unresolved write-in votes:		4		4	

Congressional District No. 2 - U.S. Representative

Choice	Party	Absentee Voting		Total	
Rick Larsen		497	77.05%	497	77.05%
Cody Hart		148	22.95%	148	22.95%
Cast Votes:		645	100.00%	645	100.00%
Undervotes:		28		28	
Overvotes:		0		0	
Unresolved write-in votes:		10		10	

Governor

Choice	Party	Absentee Voting		Total	
Bob Ferguson		474	72.37%	474	72.37%
Dave Reichert		181	27.63%	181	27.63%
Cast Votes:		655	100.00%	655	100.00%
Undervotes:		26		26	
Overvotes:		0		0	
Unresolved write-in votes:		2		2	

Lt. Governor

Choice	Party	Absentee Voting		Total	
Denny Heck		452	71.63%	452	71.63%
Dan Matthews		179	28.37%	179	28.37%
Cast Votes:		631	100.00%	631	100.00%
Undervotes:		50		50	
Overvotes:		0		0	
Unresolved write-in votes:		2		2	

Precinct Results Report

2024 General Election

Run Time 4:48 PM

Run Date 11/25/2024

San Juan County

2024 General Election

11/5/2024

Page 12

Official Results

Registered Voters

13141 of 15123 = 86.89%

Precincts Reporting

0 of 23 = 0.00%

102 Friday Harbor S

683 of 825 registered voters = 82.79%

Secretary of State

Choice	Party	Absentee Voting		Total	
Steve Hobbs		476	76.04%	476	76.04%
Dale Whitaker		150	23.96%	150	23.96%
	Cast Votes:	626	100.00%	626	100.00%
	Undervotes:	56		56	
	Overvotes:	0		0	
	Unresolved write-in votes:	1		1	

State Treasurer

Choice	Party	Absentee Voting		Total	
Mike Pellicciotti		457	73.12%	457	73.12%
Sharon Hanek		168	26.88%	168	26.88%
	Cast Votes:	625	100.00%	625	100.00%
	Undervotes:	57		57	
	Overvotes:	0		0	
	Unresolved write-in votes:	1		1	

State Auditor

Choice	Party	Absentee Voting		Total	
Pat (Patrice) McCarthy		460	73.60%	460	73.60%
Matt Hawkins		165	26.40%	165	26.40%
	Cast Votes:	625	100.00%	625	100.00%
	Undervotes:	58		58	
	Overvotes:	0		0	
	Unresolved write-in votes:	0		0	

Attorney General

Choice	Party	Absentee Voting		Total	
Pete Serrano		181	28.82%	181	28.82%
Nick Brown		447	71.18%	447	71.18%
	Cast Votes:	628	100.00%	628	100.00%
	Undervotes:	55		55	
	Overvotes:	0		0	
	Unresolved write-in votes:	0		0	

Precinct Results Report

2024 General Election

Run Time 4:48 PM

Run Date 11/25/2024

San Juan County

2024 General Election

11/5/2024

Page 13

Official Results

Registered Voters

13141 of 15123 = 86.89%

Precincts Reporting

0 of 23 = 0.00%

102 Friday Harbor S

683 of 825 registered voters = 82.79%

Commissioner of Public Lands

Choice	Party	Absentee Voting		Total	
Jaime Herrera Beutler		176	28.30%	176	28.30%
Dave Upthegrove		446	71.70%	446	71.70%
	Cast Votes:	622	100.00%	622	100.00%
	Undervotes:	59		59	
	Overvotes:	0		0	
	Unresolved write-in votes:	2		2	

Superintendent of Public Instruction

Choice	Party	Absentee Voting		Total	
Chris Reykdal		346	66.28%	346	66.28%
David Olson		176	33.72%	176	33.72%
	Cast Votes:	522	100.00%	522	100.00%
	Undervotes:	159		159	
	Overvotes:	0		0	
	Unresolved write-in votes:	2		2	

Insurance Commissioner

Choice	Party	Absentee Voting		Total	
Patty Kuderer		451	73.33%	451	73.33%
Phil Fortunato		164	26.67%	164	26.67%
	Cast Votes:	615	100.00%	615	100.00%
	Undervotes:	66		66	
	Overvotes:	0		0	
	Unresolved write-in votes:	2		2	

State Senator

Choice	Party	Absentee Voting		Total	
Elizabeth (Liz) Lovelett		461	74.24%	461	74.24%
Charles Carrell		160	25.76%	160	25.76%
	Cast Votes:	621	100.00%	621	100.00%
	Undervotes:	61		61	
	Overvotes:	0		0	
	Unresolved write-in votes:	1		1	

Precinct Results Report

2024 General Election

Run Time 4:48 PM

Run Date 11/25/2024

San Juan County

2024 General Election

11/5/2024

Page 14

Official Results

Registered Voters

13141 of 15123 = 86.89%

Precincts Reporting

0 of 23 = 0.00%

102 Friday Harbor S

683 of 825 registered voters = 82.79%

State Representative Pos. 1

Choice	Party	Absentee Voting		Total	
Debra Lekanoff		472	100.00%	472	100.00%
	Cast Votes:	472	100.00%	472	100.00%
	Undervotes:	198		198	
	Overvotes:	0		0	
	Unresolved write-in votes:	13		13	

State Representative Pos. 2

Choice	Party	Absentee Voting		Total	
Alex Ramel		460	100.00%	460	100.00%
	Cast Votes:	460	100.00%	460	100.00%
	Undervotes:	210		210	
	Overvotes:	0		0	
	Unresolved write-in votes:	13		13	

Council Residency District 1

Choice	Party	Absentee Voting		Total	
Kari McVeigh		380	62.50%	380	62.50%
Stephanie O'Day		228	37.50%	228	37.50%
	Cast Votes:	608	100.00%	608	100.00%
	Undervotes:	71		71	
	Overvotes:	0		0	
	Unresolved write-in votes:	4		4	

Council Residency District 2

Choice	Party	Absentee Voting		Total	
Rick Hughes		242	44.73%	242	44.73%
Justin Paulsen		299	55.27%	299	55.27%
	Cast Votes:	541	100.00%	541	100.00%
	Undervotes:	138		138	
	Overvotes:	0		0	
	Unresolved write-in votes:	4		4	

Precinct Results Report

2024 General Election

Run Time 4:48 PM

Run Date 11/25/2024

San Juan County

2024 General Election

11/5/2024

Page 15

Official Results

Registered Voters

13141 of 15123 = 86.89%

Precincts Reporting

0 of 23 = 0.00%

102 Friday Harbor S

683 of 825 registered voters = 82.79%

Justice Position 2

Choice	Party	Absentee Voting		Total	
Sal Mungia		309	60.00%	309	60.00%
Dave Larson		206	40.00%	206	40.00%
Cast Votes:		515	100.00%	515	100.00%
Undervotes:		167		167	
Overvotes:		0		0	
Unresolved write-in votes:		1		1	

Justice Position 8

Choice	Party	Absentee Voting		Total	
Steve Gonzalez		363	100.00%	363	100.00%
Cast Votes:		363	100.00%	363	100.00%
Undervotes:		311		311	
Overvotes:		0		0	
Unresolved write-in votes:		9		9	

Justice Position 9

Choice	Party	Absentee Voting		Total	
Sheryl Gordon McCloud		365	100.00%	365	100.00%
Cast Votes:		365	100.00%	365	100.00%
Undervotes:		307		307	
Overvotes:		0		0	
Unresolved write-in votes:		11		11	

Division 1, District 3 - Judge Position 1

Choice	Party	Absentee Voting		Total	
Cecily C. Hazelrigg		372	100.00%	372	100.00%
Cast Votes:		372	100.00%	372	100.00%
Undervotes:		301		301	
Overvotes:		0		0	
Unresolved write-in votes:		10		10	

Precinct Results Report

2024 General Election

Run Time 4:48 PM

Run Date 11/25/2024

San Juan County

2024 General Election

11/5/2024

Page 16

Official Results

Registered Voters

13141 of 15123 = 86.89%

Precincts Reporting

0 of 23 = 0.00%

102 Friday Harbor S

683 of 825 registered voters = 82.79%

Superior Court Judge

Choice	Party	Absentee Voting		Total	
Kathryn C. Loring		402	100.00%	402	100.00%
	Cast Votes:	402	100.00%	402	100.00%
	Undervotes:	262		262	
	Overvotes:	0		0	
	Unresolved write-in votes:	19		19	

Proposition No. 1 - Sales and Use Tax for Transportation Improvements

Choice	Party	Absentee Voting		Total	
Approved		441	70.22%	441	70.22%
Rejected		187	29.78%	187	29.78%
	Cast Votes:	628	100.00%	628	100.00%
	Undervotes:	55		55	
	Overvotes:	0		0	
	Unresolved write-in votes:	0		0	

Proposition No. 1 - Levy Lid Lift for Fire Protection and Emergency Services

Choice	Party	Absentee Voting		Total	
Yes		474	73.04%	474	73.04%
No		175	26.96%	175	26.96%
	Cast Votes:	649	100.00%	649	100.00%
	Undervotes:	34		34	
	Overvotes:	0		0	
	Unresolved write-in votes:	0		0	

Precinct Results Report

2024 General Election

Run Time 4:48 PM

Run Date 11/25/2024

San Juan County

2024 General Election

11/5/2024

Page 17

Official Results

Registered Voters

13141 of 15123 = 86.89%

Precincts Reporting

0 of 23 = 0.00%

11 San Juan SE

535 of 596 registered voters = 89.77%

Initiative Measure No. 2066

Choice	Party	Absentee Voting		Total	
Yes		197	39.24%	197	39.24%
No		305	60.76%	305	60.76%
Cast Votes:		502	100.00%	502	100.00%
Undervotes:		33		33	
Overvotes:		0		0	
Unresolved write-in votes:		0		0	

Initiative Measure No. 2109

Choice	Party	Absentee Voting		Total	
Yes		154	29.90%	154	29.90%
No		361	70.10%	361	70.10%
Cast Votes:		515	100.00%	515	100.00%
Undervotes:		20		20	
Overvotes:		0		0	
Unresolved write-in votes:		0		0	

Initiative Measure No. 2117

Choice	Party	Absentee Voting		Total	
Yes		145	28.21%	145	28.21%
No		369	71.79%	369	71.79%
Cast Votes:		514	100.00%	514	100.00%
Undervotes:		21		21	
Overvotes:		0		0	
Unresolved write-in votes:		0		0	

Initiative Measure No. 2124

Choice	Party	Absentee Voting		Total	
Yes		174	35.15%	174	35.15%
No		321	64.85%	321	64.85%
Cast Votes:		495	100.00%	495	100.00%
Undervotes:		40		40	
Overvotes:		0		0	
Unresolved write-in votes:		0		0	

Precinct Results Report

2024 General Election

Run Time 4:48 PM

Run Date 11/25/2024

San Juan County

2024 General Election

11/5/2024

Page 18

Official Results

Registered Voters

13141 of 15123 = 86.89%

Precincts Reporting

0 of 23 = 0.00%

11 San Juan SE

535 of 596 registered voters = 89.77%

Proposition No. 1 - Extending Conservation Area Real Estate Excise Tax

Choice	Party	Absentee Voting		Total	
Yes		308	60.04%	308	60.04%
No		205	39.96%	205	39.96%
Cast Votes:		513	100.00%	513	100.00%
Undervotes:		22		22	
Overvotes:		0		0	
Unresolved write-in votes:		0		0	

United States President / Vice President

Choice	Party	Absentee Voting		Total	
Kamala D. Harris / Tim Walz		380	71.97%	380	71.97%
Donald J. Trump / JD Vance		132	25.00%	132	25.00%
Robert F. Kennedy Jr. / Nicole Shanahan		7	1.33%	7	1.33%
Jill Stein / Rudolph Ware		5	0.95%	5	0.95%
Claudia De la Cruz / Karina Garcia		0	0.00%	0	0.00%
Rachele Fruit / Dennis Richter		0	0.00%	0	0.00%
Joseph Kishore / Jerry White		1	0.19%	1	0.19%
Chase Oliver / Mike ter Maat		3	0.57%	3	0.57%
Cornel West / Melina Abdullah		0	0.00%	0	0.00%
Shiva Ayyadurai / Crystal Ellis		0	0.00%	0	0.00%
Cast Votes:		528	100.00%	528	100.00%
Undervotes:		6		6	
Overvotes:		0		0	
Unresolved write-in votes:		1		1	

Precinct Results Report

2024 General Election

Run Time 4:48 PM

Run Date 11/25/2024

San Juan County

2024 General Election

11/5/2024

Page 19

Official Results

Registered Voters

13141 of 15123 = 86.89%

Precincts Reporting

0 of 23 = 0.00%

11 San Juan SE

535 of 596 registered voters = 89.77%

U.S. Senator

Choice	Party	Absentee Voting		Total	
Maria Cantwell		367	70.17%	367	70.17%
Dr Raul Garcia		156	29.83%	156	29.83%
Cast Votes:		523	100.00%	523	100.00%
Undervotes:		12		12	
Overvotes:		0		0	
Unresolved write-in votes:		0		0	

Congressional District No. 2 - U.S. Representative

Choice	Party	Absentee Voting		Total	
Rick Larsen		382	74.03%	382	74.03%
Cody Hart		134	25.97%	134	25.97%
Cast Votes:		516	100.00%	516	100.00%
Undervotes:		17		17	
Overvotes:		0		0	
Unresolved write-in votes:		2		2	

Governor

Choice	Party	Absentee Voting		Total	
Bob Ferguson		353	68.02%	353	68.02%
Dave Reichert		166	31.98%	166	31.98%
Cast Votes:		519	100.00%	519	100.00%
Undervotes:		15		15	
Overvotes:		0		0	
Unresolved write-in votes:		1		1	

Lt. Governor

Choice	Party	Absentee Voting		Total	
Denny Heck		346	68.11%	346	68.11%
Dan Matthews		162	31.89%	162	31.89%
Cast Votes:		508	100.00%	508	100.00%
Undervotes:		26		26	
Overvotes:		0		0	
Unresolved write-in votes:		1		1	

Precinct Results Report

2024 General Election

Run Time 4:48 PM

Run Date 11/25/2024

San Juan County

2024 General Election

11/5/2024

Page 20

Official Results

Registered Voters

13141 of 15123 = 86.89%

Precincts Reporting

0 of 23 = 0.00%

11 San Juan SE

535 of 596 registered voters = 89.77%

Secretary of State

Choice	Party	Absentee Voting		Total	
Steve Hobbs		364	71.23%	364	71.23%
Dale Whitaker		147	28.77%	147	28.77%
Cast Votes:		511	100.00%	511	100.00%
Undervotes:		24		24	
Overvotes:		0		0	
Unresolved write-in votes:		0		0	

State Treasurer

Choice	Party	Absentee Voting		Total	
Mike Pellicciotti		357	70.00%	357	70.00%
Sharon Hanek		153	30.00%	153	30.00%
Cast Votes:		510	100.00%	510	100.00%
Undervotes:		25		25	
Overvotes:		0		0	
Unresolved write-in votes:		0		0	

State Auditor

Choice	Party	Absentee Voting		Total	
Pat (Patrice) McCarthy		360	70.87%	360	70.87%
Matt Hawkins		148	29.13%	148	29.13%
Cast Votes:		508	100.00%	508	100.00%
Undervotes:		27		27	
Overvotes:		0		0	
Unresolved write-in votes:		0		0	

Attorney General

Choice	Party	Absentee Voting		Total	
Pete Serrano		157	30.66%	157	30.66%
Nick Brown		355	69.34%	355	69.34%
Cast Votes:		512	100.00%	512	100.00%
Undervotes:		23		23	
Overvotes:		0		0	
Unresolved write-in votes:		0		0	

Precinct Results Report

2024 General Election

Run Time 4:48 PM

Run Date 11/25/2024

San Juan County

2024 General Election

11/5/2024

Page 21

Official Results

Registered Voters

13141 of 15123 = 86.89%

Precincts Reporting

0 of 23 = 0.00%

11 San Juan SE

535 of 596 registered voters = 89.77%

Commissioner of Public Lands

Choice	Party	Absentee Voting		Total	
Jaime Herrera Beutler		168	33.40%	168	33.40%
Dave Upthegrove		335	66.60%	335	66.60%
	Cast Votes:	503	100.00%	503	100.00%
	Undervotes:	31		31	
	Overvotes:	0		0	
	Unresolved write-in votes:	1		1	

Superintendent of Public Instruction

Choice	Party	Absentee Voting		Total	
Chris Reykdal		274	64.32%	274	64.32%
David Olson		152	35.68%	152	35.68%
	Cast Votes:	426	100.00%	426	100.00%
	Undervotes:	109		109	
	Overvotes:	0		0	
	Unresolved write-in votes:	0		0	

Insurance Commissioner

Choice	Party	Absentee Voting		Total	
Patty Kuderer		347	69.68%	347	69.68%
Phil Fortunato		151	30.32%	151	30.32%
	Cast Votes:	498	100.00%	498	100.00%
	Undervotes:	37		37	
	Overvotes:	0		0	
	Unresolved write-in votes:	0		0	

State Senator

Choice	Party	Absentee Voting		Total	
Elizabeth (Liz) Lovelett		365	71.57%	365	71.57%
Charles Carrell		145	28.43%	145	28.43%
	Cast Votes:	510	100.00%	510	100.00%
	Undervotes:	25		25	
	Overvotes:	0		0	
	Unresolved write-in votes:	0		0	

Precinct Results Report

2024 General Election

Run Time 4:48 PM

Run Date 11/25/2024

San Juan County

2024 General Election

11/5/2024

Page 22

Official Results

Registered Voters

13141 of 15123 = 86.89%

Precincts Reporting

0 of 23 = 0.00%

11 San Juan SE

535 of 596 registered voters = 89.77%

State Representative Pos. 1

Choice	Party	Absentee Voting		Total	
Debra Lekanoff		355	100.00%	355	100.00%
	Cast Votes:	355	100.00%	355	100.00%
	Undervotes:	165		165	
	Overvotes:	0		0	
	Unresolved write-in votes:	15		15	

State Representative Pos. 2

Choice	Party	Absentee Voting		Total	
Alex Ramel		357	100.00%	357	100.00%
	Cast Votes:	357	100.00%	357	100.00%
	Undervotes:	164		164	
	Overvotes:	0		0	
	Unresolved write-in votes:	14		14	

Council Residency District 1

Choice	Party	Absentee Voting		Total	
Kari McVeigh		289	59.96%	289	59.96%
Stephanie O'Day		193	40.04%	193	40.04%
	Cast Votes:	482	100.00%	482	100.00%
	Undervotes:	49		49	
	Overvotes:	0		0	
	Unresolved write-in votes:	4		4	

Council Residency District 2

Choice	Party	Absentee Voting		Total	
Rick Hughes		244	55.96%	244	55.96%
Justin Paulsen		192	44.04%	192	44.04%
	Cast Votes:	436	100.00%	436	100.00%
	Undervotes:	99		99	
	Overvotes:	0		0	
	Unresolved write-in votes:	0		0	

Precinct Results Report

2024 General Election

Run Time 4:48 PM

Run Date 11/25/2024

San Juan County

2024 General Election

11/5/2024

Page 23

Official Results

Registered Voters

13141 of 15123 = 86.89%

Precincts Reporting

0 of 23 = 0.00%

11 San Juan SE

535 of 596 registered voters = 89.77%

Justice Position 2

Choice	Party	Absentee Voting		Total	
Sal Mungia		240	57.97%	240	57.97%
Dave Larson		174	42.03%	174	42.03%
Cast Votes:		414	100.00%	414	100.00%
Undervotes:		121		121	
Overvotes:		0		0	
Unresolved write-in votes:		0		0	

Justice Position 8

Choice	Party	Absentee Voting		Total	
Steve Gonzalez		292	100.00%	292	100.00%
Cast Votes:		292	100.00%	292	100.00%
Undervotes:		238		238	
Overvotes:		0		0	
Unresolved write-in votes:		5		5	

Justice Position 9

Choice	Party	Absentee Voting		Total	
Sheryl Gordon McCloud		301	100.00%	301	100.00%
Cast Votes:		301	100.00%	301	100.00%
Undervotes:		230		230	
Overvotes:		0		0	
Unresolved write-in votes:		4		4	

Division 1, District 3 - Judge Position 1

Choice	Party	Absentee Voting		Total	
Cecily C. Hazelrigg		312	100.00%	312	100.00%
Cast Votes:		312	100.00%	312	100.00%
Undervotes:		219		219	
Overvotes:		0		0	
Unresolved write-in votes:		4		4	

Precinct Results Report

2024 General Election

Run Time 4:48 PM

Run Date 11/25/2024

San Juan County

2024 General Election

11/5/2024

Page 24

Official Results

Registered Voters

13141 of 15123 = 86.89%

Precincts Reporting

0 of 23 = 0.00%

11 San Juan SE

535 of 596 registered voters = 89.77%

Superior Court Judge

Choice	Party	Absentee Voting		Total	
Kathryn C. Loring		316	100.00%	316	100.00%
	Cast Votes:	316	100.00%	316	100.00%
	Undervotes:	214		214	
	Overvotes:	0		0	
	Unresolved write-in votes:	5		5	

Proposition No. 1 - Levy Lid Lift for Fire Protection and Emergency Services

Choice	Party	Absentee Voting		Total	
Yes		342	68.95%	342	68.95%
No		154	31.05%	154	31.05%
	Cast Votes:	496	100.00%	496	100.00%
	Undervotes:	39		39	
	Overvotes:	0		0	
	Unresolved write-in votes:	0		0	

Precinct Results Report

2024 General Election

Run Time 4:48 PM

Run Date 11/25/2024

San Juan County

2024 General Election

11/5/2024

Page 25

Official Results

Registered Voters

13141 of 15123 = 86.89%

Precincts Reporting

0 of 23 = 0.00%

12 San Juan SW

792 of 869 registered voters = 91.14%

Initiative Measure No. 2066

Choice	Party	Absentee Voting		Total	
Yes		265	35.57%	265	35.57%
No		480	64.43%	480	64.43%
Cast Votes:		745	100.00%	745	100.00%
Undervotes:		47		47	
Overvotes:		0		0	
Unresolved write-in votes:		0		0	

Initiative Measure No. 2109

Choice	Party	Absentee Voting		Total	
Yes		183	24.05%	183	24.05%
No		578	75.95%	578	75.95%
Cast Votes:		761	100.00%	761	100.00%
Undervotes:		31		31	
Overvotes:		0		0	
Unresolved write-in votes:		0		0	

Initiative Measure No. 2117

Choice	Party	Absentee Voting		Total	
Yes		162	21.66%	162	21.66%
No		586	78.34%	586	78.34%
Cast Votes:		748	100.00%	748	100.00%
Undervotes:		44		44	
Overvotes:		0		0	
Unresolved write-in votes:		0		0	

Initiative Measure No. 2124

Choice	Party	Absentee Voting		Total	
Yes		212	28.34%	212	28.34%
No		536	71.66%	536	71.66%
Cast Votes:		748	100.00%	748	100.00%
Undervotes:		44		44	
Overvotes:		0		0	
Unresolved write-in votes:		0		0	

Precinct Results Report

2024 General Election

Run Time 4:48 PM

Run Date 11/25/2024

San Juan County

2024 General Election

11/5/2024

Page 26

Official Results

Registered Voters

13141 of 15123 = 86.89%

Precincts Reporting

0 of 23 = 0.00%

12 San Juan SW

792 of 869 registered voters = 91.14%

Proposition No. 1 - Extending Conservation Area Real Estate Excise Tax

Choice	Party	Absentee Voting		Total	
Yes		493	64.44%	493	64.44%
No		272	35.56%	272	35.56%
Cast Votes:		765	100.00%	765	100.00%
Undervotes:		27		27	
Overvotes:		0		0	
Unresolved write-in votes:		0		0	

United States President / Vice President

Choice	Party	Absentee Voting		Total	
Kamala D. Harris / Tim Walz		593	76.03%	593	76.03%
Donald J. Trump / JD Vance		174	22.31%	174	22.31%
Robert F. Kennedy Jr. / Nicole Shanahan		3	0.38%	3	0.38%
Jill Stein / Rudolph Ware		2	0.26%	2	0.26%
Claudia De la Cruz / Karina Garcia		0	0.00%	0	0.00%
Rachele Fruit / Dennis Richter		0	0.00%	0	0.00%
Joseph Kishore / Jerry White		0	0.00%	0	0.00%
Chase Oliver / Mike ter Maat		4	0.51%	4	0.51%
Cornel West / Melina Abdullah		3	0.38%	3	0.38%
Shiva Ayyadurai / Crystal Ellis		1	0.13%	1	0.13%
Cast Votes:		780	100.00%	780	100.00%
Undervotes:		6		6	
Overvotes:		1		1	
Unresolved write-in votes:		5		5	

Precinct Results Report

2024 General Election

Run Time 4:48 PM

Run Date 11/25/2024

San Juan County

2024 General Election

11/5/2024

Page 27

Official Results

Registered Voters

13141 of 15123 = 86.89%

Precincts Reporting

0 of 23 = 0.00%

12 San Juan SW

792 of 869 registered voters = 91.14%

U.S. Senator

Choice	Party	Absentee Voting		Total	
Maria Cantwell		586	76.50%	586	76.50%
Dr Raul Garcia		180	23.50%	180	23.50%
Cast Votes:		766	100.00%	766	100.00%
Undervotes:		25		25	
Overvotes:		0		0	
Unresolved write-in votes:		1		1	

Congressional District No. 2 - U.S. Representative

Choice	Party	Absentee Voting		Total	
Rick Larsen		600	78.74%	600	78.74%
Cody Hart		162	21.26%	162	21.26%
Cast Votes:		762	100.00%	762	100.00%
Undervotes:		26		26	
Overvotes:		0		0	
Unresolved write-in votes:		4		4	

Governor

Choice	Party	Absentee Voting		Total	
Bob Ferguson		576	75.29%	576	75.29%
Dave Reichert		189	24.71%	189	24.71%
Cast Votes:		765	100.00%	765	100.00%
Undervotes:		27		27	
Overvotes:		0		0	
Unresolved write-in votes:		0		0	

Lt. Governor

Choice	Party	Absentee Voting		Total	
Denny Heck		553	73.93%	553	73.93%
Dan Matthews		195	26.07%	195	26.07%
Cast Votes:		748	100.00%	748	100.00%
Undervotes:		44		44	
Overvotes:		0		0	
Unresolved write-in votes:		0		0	

Precinct Results Report

2024 General Election

Run Time 4:48 PM

Run Date 11/25/2024

San Juan County

2024 General Election

11/5/2024

Page 28

Official Results

Registered Voters

13141 of 15123 = 86.89%

Precincts Reporting

0 of 23 = 0.00%

12 San Juan SW

792 of 869 registered voters = 91.14%

Secretary of State

Choice	Party	Absentee Voting		Total	
Steve Hobbs		576	77.01%	576	77.01%
Dale Whitaker		172	22.99%	172	22.99%
	Cast Votes:	748	100.00%	748	100.00%
	Undervotes:	44		44	
	Overvotes:	0		0	
	Unresolved write-in votes:	0		0	

State Treasurer

Choice	Party	Absentee Voting		Total	
Mike Pellicciotti		557	75.47%	557	75.47%
Sharon Hanek		181	24.53%	181	24.53%
	Cast Votes:	738	100.00%	738	100.00%
	Undervotes:	53		53	
	Overvotes:	0		0	
	Unresolved write-in votes:	1		1	

State Auditor

Choice	Party	Absentee Voting		Total	
Pat (Patrice) McCarthy		557	75.78%	557	75.78%
Matt Hawkins		178	24.22%	178	24.22%
	Cast Votes:	735	100.00%	735	100.00%
	Undervotes:	57		57	
	Overvotes:	0		0	
	Unresolved write-in votes:	0		0	

Attorney General

Choice	Party	Absentee Voting		Total	
Pete Serrano		196	26.31%	196	26.31%
Nick Brown		549	73.69%	549	73.69%
	Cast Votes:	745	100.00%	745	100.00%
	Undervotes:	46		46	
	Overvotes:	0		0	
	Unresolved write-in votes:	1		1	

Precinct Results Report

2024 General Election

Run Time 4:48 PM

Run Date 11/25/2024

San Juan County

2024 General Election

11/5/2024

Page 29

Official Results

Registered Voters

13141 of 15123 = 86.89%

Precincts Reporting

0 of 23 = 0.00%

12 San Juan SW

792 of 869 registered voters = 91.14%

Commissioner of Public Lands

Choice	Party	Absentee Voting		Total	
Jaime Herrera Beutler		197	26.59%	197	26.59%
Dave Upthegrove		544	73.41%	544	73.41%
	Cast Votes:	741	100.00%	741	100.00%
	Undervotes:	49		49	
	Overvotes:	0		0	
	Unresolved write-in votes:	2		2	

Superintendent of Public Instruction

Choice	Party	Absentee Voting		Total	
Chris Reykdal		422	67.85%	422	67.85%
David Olson		200	32.15%	200	32.15%
	Cast Votes:	622	100.00%	622	100.00%
	Undervotes:	167		167	
	Overvotes:	0		0	
	Unresolved write-in votes:	3		3	

Insurance Commissioner

Choice	Party	Absentee Voting		Total	
Patty Kuderer		544	75.14%	544	75.14%
Phil Fortunato		180	24.86%	180	24.86%
	Cast Votes:	724	100.00%	724	100.00%
	Undervotes:	67		67	
	Overvotes:	0		0	
	Unresolved write-in votes:	1		1	

State Senator

Choice	Party	Absentee Voting		Total	
Elizabeth (Liz) Lovelett		568	77.49%	568	77.49%
Charles Carrell		165	22.51%	165	22.51%
	Cast Votes:	733	100.00%	733	100.00%
	Undervotes:	58		58	
	Overvotes:	0		0	
	Unresolved write-in votes:	1		1	

Precinct Results Report

2024 General Election

Run Time 4:48 PM

Run Date 11/25/2024

San Juan County

2024 General Election

11/5/2024

Page 30

Official Results

Registered Voters

13141 of 15123 = 86.89%

Precincts Reporting

0 of 23 = 0.00%

12 San Juan SW

792 of 869 registered voters = 91.14%

State Representative Pos. 1

Choice	Party	Absentee Voting		Total	
Debra Lekanoff		562	100.00%	562	100.00%
	Cast Votes:	562	100.00%	562	100.00%
	Undervotes:	214		214	
	Overvotes:	0		0	
	Unresolved write-in votes:	16		16	

State Representative Pos. 2

Choice	Party	Absentee Voting		Total	
Alex Ramel		554	100.00%	554	100.00%
	Cast Votes:	554	100.00%	554	100.00%
	Undervotes:	221		221	
	Overvotes:	0		0	
	Unresolved write-in votes:	17		17	

Council Residency District 1

Choice	Party	Absentee Voting		Total	
Kari McVeigh		486	66.67%	486	66.67%
Stephanie O'Day		243	33.33%	243	33.33%
	Cast Votes:	729	100.00%	729	100.00%
	Undervotes:	63		63	
	Overvotes:	0		0	
	Unresolved write-in votes:	0		0	

Council Residency District 2

Choice	Party	Absentee Voting		Total	
Rick Hughes		355	55.82%	355	55.82%
Justin Paulsen		281	44.18%	281	44.18%
	Cast Votes:	636	100.00%	636	100.00%
	Undervotes:	155		155	
	Overvotes:	0		0	
	Unresolved write-in votes:	1		1	

Precinct Results Report

2024 General Election

Run Time 4:48 PM

Run Date 11/25/2024

San Juan County

2024 General Election

11/5/2024

Page 31

Official Results

Registered Voters

13141 of 15123 = 86.89%

Precincts Reporting

0 of 23 = 0.00%

12 San Juan SW

792 of 869 registered voters = 91.14%

Justice Position 2

Choice	Party	Absentee Voting		Total	
Sal Mungia		381	63.08%	381	63.08%
Dave Larson		223	36.92%	223	36.92%
Cast Votes:		604	100.00%	604	100.00%
Undervotes:		188		188	
Overvotes:		0		0	
Unresolved write-in votes:		0		0	

Justice Position 8

Choice	Party	Absentee Voting		Total	
Steve Gonzalez		435	100.00%	435	100.00%
Cast Votes:		435	100.00%	435	100.00%
Undervotes:		347		347	
Overvotes:		0		0	
Unresolved write-in votes:		10		10	

Justice Position 9

Choice	Party	Absentee Voting		Total	
Sheryl Gordon McCloud		426	100.00%	426	100.00%
Cast Votes:		426	100.00%	426	100.00%
Undervotes:		355		355	
Overvotes:		0		0	
Unresolved write-in votes:		11		11	

Division 1, District 3 - Judge Position 1

Choice	Party	Absentee Voting		Total	
Cecily C. Hazelrigg		448	100.00%	448	100.00%
Cast Votes:		448	100.00%	448	100.00%
Undervotes:		336		336	
Overvotes:		0		0	
Unresolved write-in votes:		8		8	

Precinct Results Report

2024 General Election

Run Time 4:48 PM

Run Date 11/25/2024

San Juan County

2024 General Election

11/5/2024

Page 32

Official Results

Registered Voters

13141 of 15123 = 86.89%

Precincts Reporting

0 of 23 = 0.00%

12 San Juan SW

792 of 869 registered voters = 91.14%

Superior Court Judge

Choice	Party	Absentee Voting		Total	
Kathryn C. Loring		476	100.00%	476	100.00%
	Cast Votes:	476	100.00%	476	100.00%
	Undervotes:	302		302	
	Overvotes:	0		0	
	Unresolved write-in votes:	14		14	

Proposition No. 1 - Levy Lid Lift for Fire Protection and Emergency Services

Choice	Party	Absentee Voting		Total	
Yes		518	70.09%	518	70.09%
No		221	29.91%	221	29.91%
	Cast Votes:	739	100.00%	739	100.00%
	Undervotes:	53		53	
	Overvotes:	0		0	
	Unresolved write-in votes:	0		0	

Precinct Results Report

2024 General Election

Run Time 4:48 PM

Run Date 11/25/2024

San Juan County

2024 General Election

11/5/2024

Page 33

Official Results

Registered Voters

13141 of 15123 = 86.89%

Precincts Reporting

0 of 23 = 0.00%

13 San Juan CTRL

926 of 1,061 registered voters = 87.28%

Initiative Measure No. 2066

Choice	Party	Absentee Voting		Total	
Yes		314	36.60%	314	36.60%
No		544	63.40%	544	63.40%
	Cast Votes:	858	100.00%	858	100.00%
	Undervotes:	68		68	
	Overvotes:	0		0	
	Unresolved write-in votes:	0		0	

Initiative Measure No. 2109

Choice	Party	Absentee Voting		Total	
Yes		253	28.78%	253	28.78%
No		626	71.22%	626	71.22%
	Cast Votes:	879	100.00%	879	100.00%
	Undervotes:	47		47	
	Overvotes:	0		0	
	Unresolved write-in votes:	0		0	

Initiative Measure No. 2117

Choice	Party	Absentee Voting		Total	
Yes		236	26.91%	236	26.91%
No		641	73.09%	641	73.09%
	Cast Votes:	877	100.00%	877	100.00%
	Undervotes:	49		49	
	Overvotes:	0		0	
	Unresolved write-in votes:	0		0	

Initiative Measre No. 2124

Choice	Party	Absentee Voting		Total	
Yes		286	33.14%	286	33.14%
No		577	66.86%	577	66.86%
	Cast Votes:	863	100.00%	863	100.00%
	Undervotes:	63		63	
	Overvotes:	0		0	
	Unresolved write-in votes:	0		0	

Precinct Results Report

2024 General Election

Run Time 4:48 PM

Run Date 11/25/2024

San Juan County

2024 General Election

11/5/2024

Page 34

Official Results

Registered Voters

13141 of 15123 = 86.89%

Precincts Reporting

0 of 23 = 0.00%

13 San Juan CTRL

926 of 1,061 registered voters = 87.28%

Proposition No. 1 - Extending Conservation Area Real Estate Excise Tax

Choice	Party	Absentee Voting		Total	
Yes		562	63.65%	562	63.65%
No		321	36.35%	321	36.35%
Cast Votes:		883	100.00%	883	100.00%
Undervotes:		43		43	
Overvotes:		0		0	
Unresolved write-in votes:		0		0	

United States President / Vice President

Choice	Party	Absentee Voting		Total	
Kamala D. Harris / Tim Walz		650	70.88%	650	70.88%
Donald J. Trump / JD Vance		225	24.54%	225	24.54%
Robert F. Kennedy Jr. / Nicole Shanahan		13	1.42%	13	1.42%
Jill Stein / Rudolph Ware		16	1.74%	16	1.74%
Claudia De la Cruz / Karina Garcia		5	0.55%	5	0.55%
Rachele Fruit / Dennis Richter		0	0.00%	0	0.00%
Joseph Kishore / Jerry White		0	0.00%	0	0.00%
Chase Oliver / Mike ter Maat		5	0.55%	5	0.55%
Cornel West / Melina Abdullah		1	0.11%	1	0.11%
Shiva Ayyadurai / Crystal Ellis		2	0.22%	2	0.22%
Cast Votes:		917	100.00%	917	100.00%
Undervotes:		7		7	
Overvotes:		0		0	
Unresolved write-in votes:		2		2	

Precinct Results Report

2024 General Election

Run Time 4:48 PM

Run Date 11/25/2024

San Juan County

2024 General Election

11/5/2024

Page 35

Official Results

Registered Voters

13141 of 15123 = 86.89%

Precincts Reporting

0 of 23 = 0.00%

13 San Juan CTRL

926 of 1,061 registered voters = 87.28%

U.S. Senator

Choice	Party	Absentee Voting		Total	
Maria Cantwell		637	71.82%	637	71.82%
Dr Raul Garcia		250	28.18%	250	28.18%
	Cast Votes:	887	100.00%	887	100.00%
	Undervotes:	33		33	
	Overvotes:	0		0	
	Unresolved write-in votes:	6		6	

Congressional District No. 2 - U.S. Representative

Choice	Party	Absentee Voting		Total	
Rick Larsen		655	74.69%	655	74.69%
Cody Hart		222	25.31%	222	25.31%
	Cast Votes:	877	100.00%	877	100.00%
	Undervotes:	39		39	
	Overvotes:	0		0	
	Unresolved write-in votes:	10		10	

Governor

Choice	Party	Absentee Voting		Total	
Bob Ferguson		640	70.95%	640	70.95%
Dave Reichert		262	29.05%	262	29.05%
	Cast Votes:	902	100.00%	902	100.00%
	Undervotes:	23		23	
	Overvotes:	0		0	
	Unresolved write-in votes:	1		1	

Lt. Governor

Choice	Party	Absentee Voting		Total	
Denny Heck		611	70.80%	611	70.80%
Dan Matthews		252	29.20%	252	29.20%
	Cast Votes:	863	100.00%	863	100.00%
	Undervotes:	62		62	
	Overvotes:	0		0	
	Unresolved write-in votes:	1		1	

Precinct Results Report

2024 General Election

Run Time 4:48 PM

Run Date 11/25/2024

San Juan County

2024 General Election

11/5/2024

Page 36

Official Results

Registered Voters

13141 of 15123 = 86.89%

Precincts Reporting

0 of 23 = 0.00%

13 San Juan CTRL

926 of 1,061 registered voters = 87.28%

Secretary of State

Choice	Party	Absentee Voting		Total	
Steve Hobbs		636	73.36%	636	73.36%
Dale Whitaker		231	26.64%	231	26.64%
	Cast Votes:	867	100.00%	867	100.00%
	Undervotes:	58		58	
	Overvotes:	0		0	
	Unresolved write-in votes:	1		1	

State Treasurer

Choice	Party	Absentee Voting		Total	
Mike Pellicciotti		616	72.05%	616	72.05%
Sharon Hanek		239	27.95%	239	27.95%
	Cast Votes:	855	100.00%	855	100.00%
	Undervotes:	71		71	
	Overvotes:	0		0	
	Unresolved write-in votes:	0		0	

State Auditor

Choice	Party	Absentee Voting		Total	
Pat (Patrice) McCarthy		622	72.66%	622	72.66%
Matt Hawkins		234	27.34%	234	27.34%
	Cast Votes:	856	100.00%	856	100.00%
	Undervotes:	70		70	
	Overvotes:	0		0	
	Unresolved write-in votes:	0		0	

Attorney General

Choice	Party	Absentee Voting		Total	
Pete Serrano		257	29.75%	257	29.75%
Nick Brown		607	70.25%	607	70.25%
	Cast Votes:	864	100.00%	864	100.00%
	Undervotes:	62		62	
	Overvotes:	0		0	
	Unresolved write-in votes:	0		0	

Precinct Results Report

2024 General Election

Run Time 4:48 PM

Run Date 11/25/2024

San Juan County

2024 General Election

11/5/2024

Page 37

Official Results

Registered Voters

13141 of 15123 = 86.89%

Precincts Reporting

0 of 23 = 0.00%

13 San Juan CTRL

926 of 1,061 registered voters = 87.28%

Commissioner of Public Lands

Choice	Party	Absentee Voting		Total	
Jaime Herrera Beutler		263	30.76%	263	30.76%
Dave Upthegrove		592	69.24%	592	69.24%
	Cast Votes:	855	100.00%	855	100.00%
	Undervotes:	70		70	
	Overvotes:	0		0	
	Unresolved write-in votes:	1		1	

Superintendent of Public Instruction

Choice	Party	Absentee Voting		Total	
Chris Reykdal		455	65.47%	455	65.47%
David Olson		240	34.53%	240	34.53%
	Cast Votes:	695	100.00%	695	100.00%
	Undervotes:	225		225	
	Overvotes:	0		0	
	Unresolved write-in votes:	6		6	

Insurance Commissioner

Choice	Party	Absentee Voting		Total	
Patty Kuderer		597	71.24%	597	71.24%
Phil Fortunato		241	28.76%	241	28.76%
	Cast Votes:	838	100.00%	838	100.00%
	Undervotes:	87		87	
	Overvotes:	0		0	
	Unresolved write-in votes:	1		1	

State Senator

Choice	Party	Absentee Voting		Total	
Elizabeth (Liz) Lovelett		633	72.93%	633	72.93%
Charles Carrell		235	27.07%	235	27.07%
	Cast Votes:	868	100.00%	868	100.00%
	Undervotes:	58		58	
	Overvotes:	0		0	
	Unresolved write-in votes:	0		0	

Precinct Results Report

2024 General Election

Run Time 4:48 PM

Run Date 11/25/2024

San Juan County

2024 General Election

11/5/2024

Page 38

Official Results

Registered Voters

13141 of 15123 = 86.89%

Precincts Reporting

0 of 23 = 0.00%

13 San Juan CTRL

926 of 1,061 registered voters = 87.28%

State Representative Pos. 1

Choice	Party	Absentee Voting		Total	
Debra Lekanoff		612	100.00%	612	100.00%
	Cast Votes:	612	100.00%	612	100.00%
	Undervotes:	293		293	
	Overvotes:	0		0	
	Unresolved write-in votes:	21		21	

State Representative Pos. 2

Choice	Party	Absentee Voting		Total	
Alex Ramel		600	100.00%	600	100.00%
	Cast Votes:	600	100.00%	600	100.00%
	Undervotes:	307		307	
	Overvotes:	0		0	
	Unresolved write-in votes:	19		19	

Council Residency District 1

Choice	Party	Absentee Voting		Total	
Kari McVeigh		494	58.53%	494	58.53%
Stephanie O'Day		350	41.47%	350	41.47%
	Cast Votes:	844	100.00%	844	100.00%
	Undervotes:	78		78	
	Overvotes:	0		0	
	Unresolved write-in votes:	4		4	

Council Residency District 2

Choice	Party	Absentee Voting		Total	
Rick Hughes		359	47.05%	359	47.05%
Justin Paulsen		404	52.95%	404	52.95%
	Cast Votes:	763	100.00%	763	100.00%
	Undervotes:	158		158	
	Overvotes:	0		0	
	Unresolved write-in votes:	5		5	

Precinct Results Report

2024 General Election

Run Time 4:48 PM

Run Date 11/25/2024

San Juan County

2024 General Election

11/5/2024

Page 39

Official Results

Registered Voters

13141 of 15123 = 86.89%

Precincts Reporting

0 of 23 = 0.00%

13 San Juan CTRL

926 of 1,061 registered voters = 87.28%

Justice Position 2

Choice	Party	Absentee Voting		Total	
Sal Mungia		442	63.87%	442	63.87%
Dave Larson		250	36.13%	250	36.13%
Cast Votes:		692	100.00%	692	100.00%
Undervotes:		230		230	
Overvotes:		0		0	
Unresolved write-in votes:		4		4	

Justice Position 8

Choice	Party	Absentee Voting		Total	
Steve Gonzalez		456	100.00%	456	100.00%
Cast Votes:		456	100.00%	456	100.00%
Undervotes:		456		456	
Overvotes:		0		0	
Unresolved write-in votes:		14		14	

Justice Position 9

Choice	Party	Absentee Voting		Total	
Sheryl Gordon McCloud		462	100.00%	462	100.00%
Cast Votes:		462	100.00%	462	100.00%
Undervotes:		449		449	
Overvotes:		0		0	
Unresolved write-in votes:		15		15	

Division 1, District 3 - Judge Position 1

Choice	Party	Absentee Voting		Total	
Cecily C. Hazelrigg		493	100.00%	493	100.00%
Cast Votes:		493	100.00%	493	100.00%
Undervotes:		421		421	
Overvotes:		0		0	
Unresolved write-in votes:		12		12	

Precinct Results Report

2024 General Election

Run Time 4:48 PM

Run Date 11/25/2024

San Juan County

2024 General Election

11/5/2024

Page 40

Official Results

Registered Voters

13141 of 15123 = 86.89%

Precincts Reporting

0 of 23 = 0.00%

13 San Juan CTRL

926 of 1,061 registered voters = 87.28%

Superior Court Judge

Choice	Party	Absentee Voting		Total	
Kathryn C. Loring		523	100.00%	523	100.00%
	Cast Votes:	523	100.00%	523	100.00%
	Undervotes:	385		385	
	Overvotes:	0		0	
	Unresolved write-in votes:	18		18	

Proposition No. 1 - Levy Lid Lift for Fire Protection and Emergency Services

Choice	Party	Absentee Voting		Total	
Yes		579	67.01%	579	67.01%
No		285	32.99%	285	32.99%
	Cast Votes:	864	100.00%	864	100.00%
	Undervotes:	62		62	
	Overvotes:	0		0	
	Unresolved write-in votes:	0		0	

Precinct Results Report

2024 General Election

Run Time 4:48 PM

Run Date 11/25/2024

San Juan County

2024 General Election

11/5/2024

Page 41

Official Results

Registered Voters

13141 of 15123 = 86.89%

Precincts Reporting

0 of 23 = 0.00%

14 San Juan West

809 of 906 registered voters = 89.29%

Initiative Measure No. 2066

Choice	Party	Absentee Voting		Total	
Yes		291	38.19%	291	38.19%
No		471	61.81%	471	61.81%
Cast Votes:		762	100.00%	762	100.00%
Undervotes:		47		47	
Overvotes:		0		0	
Unresolved write-in votes:		0		0	

Initiative Measure No. 2109

Choice	Party	Absentee Voting		Total	
Yes		225	28.99%	225	28.99%
No		551	71.01%	551	71.01%
Cast Votes:		776	100.00%	776	100.00%
Undervotes:		33		33	
Overvotes:		0		0	
Unresolved write-in votes:		0		0	

Initiative Measure No. 2117

Choice	Party	Absentee Voting		Total	
Yes		214	27.79%	214	27.79%
No		556	72.21%	556	72.21%
Cast Votes:		770	100.00%	770	100.00%
Undervotes:		39		39	
Overvotes:		0		0	
Unresolved write-in votes:		0		0	

Initiative Measure No. 2124

Choice	Party	Absentee Voting		Total	
Yes		236	31.34%	236	31.34%
No		517	68.66%	517	68.66%
Cast Votes:		753	100.00%	753	100.00%
Undervotes:		56		56	
Overvotes:		0		0	
Unresolved write-in votes:		0		0	

Precinct Results Report

2024 General Election

Run Time 4:48 PM

Run Date 11/25/2024

San Juan County

2024 General Election

11/5/2024

Page 42

Official Results

Registered Voters

13141 of 15123 = 86.89%

Precincts Reporting

0 of 23 = 0.00%

14 San Juan West

809 of 906 registered voters = 89.29%

Proposition No. 1 - Extending Conservation Area Real Estate Excise Tax

Choice	Party	Absentee Voting		Total	
Yes		504	64.95%	504	64.95%
No		272	35.05%	272	35.05%
Cast Votes:		776	100.00%	776	100.00%
Undervotes:		33		33	
Overvotes:		0		0	
Unresolved write-in votes:		0		0	

United States President / Vice President

Choice	Party	Absentee Voting		Total	
Kamala D. Harris / Tim Walz		580	72.14%	580	72.14%
Donald J. Trump / JD Vance		204	25.37%	204	25.37%
Robert F. Kennedy Jr. / Nicole Shanahan		10	1.24%	10	1.24%
Jill Stein / Rudolph Ware		4	0.50%	4	0.50%
Claudia De la Cruz / Karina Garcia		0	0.00%	0	0.00%
Rachele Fruit / Dennis Richter		0	0.00%	0	0.00%
Joseph Kishore / Jerry White		0	0.00%	0	0.00%
Chase Oliver / Mike ter Maat		5	0.62%	5	0.62%
Cornel West / Melina Abdullah		1	0.12%	1	0.12%
Shiva Ayyadurai / Crystal Ellis		0	0.00%	0	0.00%
Cast Votes:		804	100.00%	804	100.00%
Undervotes:		3		3	
Overvotes:		0		0	
Unresolved write-in votes:		2		2	

Precinct Results Report

2024 General Election

Run Time 4:48 PM

Run Date 11/25/2024

San Juan County

2024 General Election

11/5/2024

Page 43

Official Results

Registered Voters

13141 of 15123 = 86.89%

Precincts Reporting

0 of 23 = 0.00%

14 San Juan West

809 of 906 registered voters = 89.29%

U.S. Senator

Choice	Party	Absentee Voting		Total	
Maria Cantwell		567	71.77%	567	71.77%
Dr Raul Garcia		223	28.23%	223	28.23%
Cast Votes:		790	100.00%	790	100.00%
Undervotes:		16		16	
Overvotes:		0		0	
Unresolved write-in votes:		3		3	

Congressional District No. 2 - U.S. Representative

Choice	Party	Absentee Voting		Total	
Rick Larsen		588	74.24%	588	74.24%
Cody Hart		204	25.76%	204	25.76%
Cast Votes:		792	100.00%	792	100.00%
Undervotes:		13		13	
Overvotes:		0		0	
Unresolved write-in votes:		4		4	

Governor

Choice	Party	Absentee Voting		Total	
Bob Ferguson		567	71.05%	567	71.05%
Dave Reichert		231	28.95%	231	28.95%
Cast Votes:		798	100.00%	798	100.00%
Undervotes:		10		10	
Overvotes:		0		0	
Unresolved write-in votes:		1		1	

Lt. Governor

Choice	Party	Absentee Voting		Total	
Denny Heck		539	69.37%	539	69.37%
Dan Matthews		238	30.63%	238	30.63%
Cast Votes:		777	100.00%	777	100.00%
Undervotes:		31		31	
Overvotes:		0		0	
Unresolved write-in votes:		1		1	

Precinct Results Report

2024 General Election

Run Time 4:48 PM

Run Date 11/25/2024

San Juan County

2024 General Election

11/5/2024

Page 44

Official Results

Registered Voters

13141 of 15123 = 86.89%

Precincts Reporting

0 of 23 = 0.00%

14 San Juan West

809 of 906 registered voters = 89.29%

Secretary of State

Choice	Party	Absentee Voting		Total	
Steve Hobbs		556	71.93%	556	71.93%
Dale Whitaker		217	28.07%	217	28.07%
	Cast Votes:	773	100.00%	773	100.00%
	Undervotes:	35		35	
	Overvotes:	0		0	
	Unresolved write-in votes:	1		1	

State Treasurer

Choice	Party	Absentee Voting		Total	
Mike Pellicciotti		539	69.91%	539	69.91%
Sharon Hanek		232	30.09%	232	30.09%
	Cast Votes:	771	100.00%	771	100.00%
	Undervotes:	38		38	
	Overvotes:	0		0	
	Unresolved write-in votes:	0		0	

State Auditor

Choice	Party	Absentee Voting		Total	
Pat (Patrice) McCarthy		539	70.64%	539	70.64%
Matt Hawkins		224	29.36%	224	29.36%
	Cast Votes:	763	100.00%	763	100.00%
	Undervotes:	46		46	
	Overvotes:	0		0	
	Unresolved write-in votes:	0		0	

Attorney General

Choice	Party	Absentee Voting		Total	
Pete Serrano		232	29.90%	232	29.90%
Nick Brown		544	70.10%	544	70.10%
	Cast Votes:	776	100.00%	776	100.00%
	Undervotes:	32		32	
	Overvotes:	0		0	
	Unresolved write-in votes:	1		1	

Precinct Results Report

2024 General Election

Run Time 4:48 PM

Run Date 11/25/2024

San Juan County

2024 General Election

11/5/2024

Page 45

Official Results

Registered Voters

13141 of 15123 = 86.89%

Precincts Reporting

0 of 23 = 0.00%

14 San Juan West

809 of 906 registered voters = 89.29%

Commissioner of Public Lands

Choice	Party	Absentee Voting		Total	
Jaime Herrera Beutler		241	31.46%	241	31.46%
Dave Upthegrove		525	68.54%	525	68.54%
	Cast Votes:	766	100.00%	766	100.00%
	Undervotes:	43		43	
	Overvotes:	0		0	
	Unresolved write-in votes:	0		0	

Superintendent of Public Instruction

Choice	Party	Absentee Voting		Total	
Chris Reykdal		433	66.92%	433	66.92%
David Olson		214	33.08%	214	33.08%
	Cast Votes:	647	100.00%	647	100.00%
	Undervotes:	158		158	
	Overvotes:	0		0	
	Unresolved write-in votes:	4		4	

Insurance Commissioner

Choice	Party	Absentee Voting		Total	
Patty Kuderer		530	70.29%	530	70.29%
Phil Fortunato		224	29.71%	224	29.71%
	Cast Votes:	754	100.00%	754	100.00%
	Undervotes:	55		55	
	Overvotes:	0		0	
	Unresolved write-in votes:	0		0	

State Senator

Choice	Party	Absentee Voting		Total	
Elizabeth (Liz) Lovelett		547	71.69%	547	71.69%
Charles Carrell		216	28.31%	216	28.31%
	Cast Votes:	763	100.00%	763	100.00%
	Undervotes:	44		44	
	Overvotes:	0		0	
	Unresolved write-in votes:	2		2	

Precinct Results Report

2024 General Election

Run Time 4:48 PM

Run Date 11/25/2024

San Juan County

2024 General Election

11/5/2024

Page 46

Official Results

Registered Voters

13141 of 15123 = 86.89%

Precincts Reporting

0 of 23 = 0.00%

14 San Juan West

809 of 906 registered voters = 89.29%

State Representative Pos. 1

Choice	Party	Absentee Voting		Total	
Debra Lekanoff		545	100.00%	545	100.00%
	Cast Votes:	545	100.00%	545	100.00%
	Undervotes:	242		242	
	Overvotes:	0		0	
	Unresolved write-in votes:	22		22	

State Representative Pos. 2

Choice	Party	Absentee Voting		Total	
Alex Ramel		540	100.00%	540	100.00%
	Cast Votes:	540	100.00%	540	100.00%
	Undervotes:	248		248	
	Overvotes:	0		0	
	Unresolved write-in votes:	21		21	

Council Residency District 1

Choice	Party	Absentee Voting		Total	
Kari McVeigh		462	61.35%	462	61.35%
Stephanie O'Day		291	38.65%	291	38.65%
	Cast Votes:	753	100.00%	753	100.00%
	Undervotes:	53		53	
	Overvotes:	0		0	
	Unresolved write-in votes:	3		3	

Council Residency District 2

Choice	Party	Absentee Voting		Total	
Rick Hughes		323	48.43%	323	48.43%
Justin Paulsen		344	51.57%	344	51.57%
	Cast Votes:	667	100.00%	667	100.00%
	Undervotes:	141		141	
	Overvotes:	0		0	
	Unresolved write-in votes:	1		1	

Precinct Results Report

2024 General Election

Run Time 4:48 PM

Run Date 11/25/2024

San Juan County

2024 General Election

11/5/2024

Page 47

Official Results

Registered Voters

13141 of 15123 = 86.89%

Precincts Reporting

0 of 23 = 0.00%

14 San Juan West

809 of 906 registered voters = 89.29%

Justice Position 2

Choice	Party	Absentee Voting		Total	
Sal Mungia		434	67.08%	434	67.08%
Dave Larson		213	32.92%	213	32.92%
Cast Votes:		647	100.00%	647	100.00%
Undervotes:		160		160	
Overvotes:		0		0	
Unresolved write-in votes:		2		2	

Justice Position 8

Choice	Party	Absentee Voting		Total	
Steve Gonzalez		433	100.00%	433	100.00%
Cast Votes:		433	100.00%	433	100.00%
Undervotes:		367		367	
Overvotes:		0		0	
Unresolved write-in votes:		9		9	

Justice Position 9

Choice	Party	Absentee Voting		Total	
Sheryl Gordon McCloud		430	100.00%	430	100.00%
Cast Votes:		430	100.00%	430	100.00%
Undervotes:		369		369	
Overvotes:		0		0	
Unresolved write-in votes:		10		10	

Division 1, District 3 - Judge Position 1

Choice	Party	Absentee Voting		Total	
Cecily C. Hazelrigg		453	100.00%	453	100.00%
Cast Votes:		453	100.00%	453	100.00%
Undervotes:		346		346	
Overvotes:		0		0	
Unresolved write-in votes:		10		10	

Precinct Results Report

2024 General Election

Run Time 4:48 PM

Run Date 11/25/2024

San Juan County

2024 General Election

11/5/2024

Page 48

Official Results

Registered Voters

13141 of 15123 = 86.89%

Precincts Reporting

0 of 23 = 0.00%

14 San Juan West

809 of 906 registered voters = 89.29%

Superior Court Judge

Choice	Party	Absentee Voting		Total	
Kathryn C. Loring		471	100.00%	471	100.00%
	Cast Votes:	471	100.00%	471	100.00%
	Undervotes:	321		321	
	Overvotes:	0		0	
	Unresolved write-in votes:	17		17	

Proposition No. 1 - Levy Lid Lift for Fire Protection and Emergency Services

Choice	Party	Absentee Voting		Total	
Yes		528	70.21%	528	70.21%
No		224	29.79%	224	29.79%
	Cast Votes:	752	100.00%	752	100.00%
	Undervotes:	57		57	
	Overvotes:	0		0	
	Unresolved write-in votes:	0		0	

Precinct Results Report

2024 General Election

Run Time 4:48 PM

Run Date 11/25/2024

San Juan County

2024 General Election

11/5/2024

Page 49

Official Results

Registered Voters

13141 of 15123 = 86.89%

Precincts Reporting

0 of 23 = 0.00%

15 San Juan North

688 of 785 registered voters = 87.64%

Initiative Measure No. 2066

Choice	Party	Absentee Voting		Total	
Yes		308	47.17%	308	47.17%
No		345	52.83%	345	52.83%
Cast Votes:		653	100.00%	653	100.00%
Undervotes:		35		35	
Overvotes:		0		0	
Unresolved write-in votes:		0		0	

Initiative Measure No. 2109

Choice	Party	Absentee Voting		Total	
Yes		251	38.20%	251	38.20%
No		406	61.80%	406	61.80%
Cast Votes:		657	100.00%	657	100.00%
Undervotes:		31		31	
Overvotes:		0		0	
Unresolved write-in votes:		0		0	

Initiative Measure No. 2117

Choice	Party	Absentee Voting		Total	
Yes		226	34.50%	226	34.50%
No		429	65.50%	429	65.50%
Cast Votes:		655	100.00%	655	100.00%
Undervotes:		33		33	
Overvotes:		0		0	
Unresolved write-in votes:		0		0	

Initiative Measure No. 2124

Choice	Party	Absentee Voting		Total	
Yes		247	38.65%	247	38.65%
No		392	61.35%	392	61.35%
Cast Votes:		639	100.00%	639	100.00%
Undervotes:		49		49	
Overvotes:		0		0	
Unresolved write-in votes:		0		0	

Precinct Results Report

2024 General Election

Run Time 4:48 PM

Run Date 11/25/2024

San Juan County

2024 General Election

11/5/2024

Page 50

Official Results

Registered Voters

13141 of 15123 = 86.89%

Precincts Reporting

0 of 23 = 0.00%

15 San Juan North

688 of 785 registered voters = 87.64%

Proposition No. 1 - Extending Conservation Area Real Estate Excise Tax

Choice	Party	Absentee Voting		Total	
Yes		343	52.05%	343	52.05%
No		316	47.95%	316	47.95%
Cast Votes:		659	100.00%	659	100.00%
Undervotes:		29		29	
Overvotes:		0		0	
Unresolved write-in votes:		0		0	

United States President / Vice President

Choice	Party	Absentee Voting		Total	
Kamala D. Harris / Tim Walz		435	64.83%	435	64.83%
Donald J. Trump / JD Vance		210	31.30%	210	31.30%
Robert F. Kennedy Jr. / Nicole Shanahan		13	1.94%	13	1.94%
Jill Stein / Rudolph Ware		6	0.89%	6	0.89%
Claudia De la Cruz / Karina Garcia		1	0.15%	1	0.15%
Rachele Fruit / Dennis Richter		0	0.00%	0	0.00%
Joseph Kishore / Jerry White		0	0.00%	0	0.00%
Chase Oliver / Mike ter Maat		5	0.75%	5	0.75%
Cornel West / Melina Abdullah		1	0.15%	1	0.15%
Shiva Ayyadurai / Crystal Ellis		0	0.00%	0	0.00%
Cast Votes:		671	100.00%	671	100.00%
Undervotes:		7		7	
Overvotes:		0		0	
Unresolved write-in votes:		10		10	

Precinct Results Report

2024 General Election

Run Time 4:48 PM

Run Date 11/25/2024

San Juan County

2024 General Election

11/5/2024

Page 51

Official Results

Registered Voters

13141 of 15123 = 86.89%

Precincts Reporting

0 of 23 = 0.00%

15 San Juan North

688 of 785 registered voters = 87.64%

U.S. Senator

Choice	Party	Absentee Voting		Total	
Maria Cantwell		426	64.35%	426	64.35%
Dr Raul Garcia		236	35.65%	236	35.65%
	Cast Votes:	662	100.00%	662	100.00%
	Undervotes:	26		26	
	Overvotes:	0		0	
	Unresolved write-in votes:	0		0	

Congressional District No. 2 - U.S. Representative

Choice	Party	Absentee Voting		Total	
Rick Larsen		447	68.24%	447	68.24%
Cody Hart		208	31.76%	208	31.76%
	Cast Votes:	655	100.00%	655	100.00%
	Undervotes:	32		32	
	Overvotes:	0		0	
	Unresolved write-in votes:	1		1	

Governor

Choice	Party	Absentee Voting		Total	
Bob Ferguson		421	63.21%	421	63.21%
Dave Reichert		245	36.79%	245	36.79%
	Cast Votes:	666	100.00%	666	100.00%
	Undervotes:	21		21	
	Overvotes:	0		0	
	Unresolved write-in votes:	1		1	

Lt. Governor

Choice	Party	Absentee Voting		Total	
Denny Heck		405	62.60%	405	62.60%
Dan Matthews		242	37.40%	242	37.40%
	Cast Votes:	647	100.00%	647	100.00%
	Undervotes:	39		39	
	Overvotes:	0		0	
	Unresolved write-in votes:	2		2	

Precinct Results Report

2024 General Election

Run Time 4:48 PM

Run Date 11/25/2024

San Juan County

2024 General Election

11/5/2024

Page 52

Official Results

Registered Voters

13141 of 15123 = 86.89%

Precincts Reporting

0 of 23 = 0.00%

15 San Juan North

688 of 785 registered voters = 87.64%

Secretary of State

Choice	Party	Absentee Voting		Total	
Steve Hobbs		415	64.44%	415	64.44%
Dale Whitaker		229	35.56%	229	35.56%
	Cast Votes:	644	100.00%	644	100.00%
	Undervotes:	44		44	
	Overvotes:	0		0	
	Unresolved write-in votes:	0		0	

State Treasurer

Choice	Party	Absentee Voting		Total	
Mike Pellicciotti		401	62.85%	401	62.85%
Sharon Hanek		237	37.15%	237	37.15%
	Cast Votes:	638	100.00%	638	100.00%
	Undervotes:	50		50	
	Overvotes:	0		0	
	Unresolved write-in votes:	0		0	

State Auditor

Choice	Party	Absentee Voting		Total	
Pat (Patrice) McCarthy		406	63.74%	406	63.74%
Matt Hawkins		231	36.26%	231	36.26%
	Cast Votes:	637	100.00%	637	100.00%
	Undervotes:	51		51	
	Overvotes:	0		0	
	Unresolved write-in votes:	0		0	

Attorney General

Choice	Party	Absentee Voting		Total	
Pete Serrano		240	37.27%	240	37.27%
Nick Brown		404	62.73%	404	62.73%
	Cast Votes:	644	100.00%	644	100.00%
	Undervotes:	44		44	
	Overvotes:	0		0	
	Unresolved write-in votes:	0		0	

Precinct Results Report

2024 General Election

Run Time 4:48 PM

Run Date 11/25/2024

San Juan County

2024 General Election

11/5/2024

Page 53

Official Results

Registered Voters

13141 of 15123 = 86.89%

Precincts Reporting

0 of 23 = 0.00%

15 San Juan North

688 of 785 registered voters = 87.64%

Commissioner of Public Lands

Choice	Party	Absentee Voting		Total	
Jaime Herrera Beutler		266	41.50%	266	41.50%
Dave Upthegrove		375	58.50%	375	58.50%
	Cast Votes:	641	100.00%	641	100.00%
	Undervotes:	47		47	
	Overvotes:	0		0	
	Unresolved write-in votes:	0		0	

Superintendent of Public Instruction

Choice	Party	Absentee Voting		Total	
Chris Reykdal		305	56.48%	305	56.48%
David Olson		235	43.52%	235	43.52%
	Cast Votes:	540	100.00%	540	100.00%
	Undervotes:	148		148	
	Overvotes:	0		0	
	Unresolved write-in votes:	0		0	

Insurance Commissioner

Choice	Party	Absentee Voting		Total	
Patty Kuderer		400	63.29%	400	63.29%
Phil Fortunato		232	36.71%	232	36.71%
	Cast Votes:	632	100.00%	632	100.00%
	Undervotes:	56		56	
	Overvotes:	0		0	
	Unresolved write-in votes:	0		0	

State Senator

Choice	Party	Absentee Voting		Total	
Elizabeth (Liz) Lovelett		411	64.02%	411	64.02%
Charles Carrell		231	35.98%	231	35.98%
	Cast Votes:	642	100.00%	642	100.00%
	Undervotes:	46		46	
	Overvotes:	0		0	
	Unresolved write-in votes:	0		0	

Precinct Results Report

2024 General Election

Run Time 4:48 PM

Run Date 11/25/2024

San Juan County

2024 General Election

11/5/2024

Page 54

Official Results

Registered Voters

13141 of 15123 = 86.89%

Precincts Reporting

0 of 23 = 0.00%

15 San Juan North

688 of 785 registered voters = 87.64%

State Representative Pos. 1

Choice	Party	Absentee Voting		Total	
Debra Lekanoff		434	100.00%	434	100.00%
	Cast Votes:	434	100.00%	434	100.00%
	Undervotes:	229		229	
	Overvotes:	0		0	
	Unresolved write-in votes:	25		25	

State Representative Pos. 2

Choice	Party	Absentee Voting		Total	
Alex Ramel		423	100.00%	423	100.00%
	Cast Votes:	423	100.00%	423	100.00%
	Undervotes:	243		243	
	Overvotes:	0		0	
	Unresolved write-in votes:	22		22	

Council Residency District 1

Choice	Party	Absentee Voting		Total	
Kari McVeigh		308	48.89%	308	48.89%
Stephanie O'Day		322	51.11%	322	51.11%
	Cast Votes:	630	100.00%	630	100.00%
	Undervotes:	58		58	
	Overvotes:	0		0	
	Unresolved write-in votes:	0		0	

Council Residency District 2

Choice	Party	Absentee Voting		Total	
Rick Hughes		261	48.07%	261	48.07%
Justin Paulsen		282	51.93%	282	51.93%
	Cast Votes:	543	100.00%	543	100.00%
	Undervotes:	142		142	
	Overvotes:	0		0	
	Unresolved write-in votes:	3		3	

Precinct Results Report

2024 General Election

Run Time 4:48 PM

Run Date 11/25/2024

San Juan County

2024 General Election

11/5/2024

Page 55

Official Results

Registered Voters

13141 of 15123 = 86.89%

Precincts Reporting

0 of 23 = 0.00%

15 San Juan North

688 of 785 registered voters = 87.64%

Justice Position 2

Choice	Party	Absentee Voting		Total	
Sal Mungia		305	56.69%	305	56.69%
Dave Larson		233	43.31%	233	43.31%
Cast Votes:		538	100.00%	538	100.00%
Undervotes:		150		150	
Overvotes:		0		0	
Unresolved write-in votes:		0		0	

Justice Position 8

Choice	Party	Absentee Voting		Total	
Steve Gonzalez		365	100.00%	365	100.00%
Cast Votes:		365	100.00%	365	100.00%
Undervotes:		316		316	
Overvotes:		0		0	
Unresolved write-in votes:		7		7	

Justice Position 9

Choice	Party	Absentee Voting		Total	
Sheryl Gordon McCloud		357	100.00%	357	100.00%
Cast Votes:		357	100.00%	357	100.00%
Undervotes:		324		324	
Overvotes:		0		0	
Unresolved write-in votes:		7		7	

Division 1, District 3 - Judge Position 1

Choice	Party	Absentee Voting		Total	
Cecily C. Hazelrigg		383	100.00%	383	100.00%
Cast Votes:		383	100.00%	383	100.00%
Undervotes:		302		302	
Overvotes:		0		0	
Unresolved write-in votes:		3		3	

Precinct Results Report

2024 General Election

Run Time 4:48 PM

Run Date 11/25/2024

San Juan County

2024 General Election

11/5/2024

Page 56

Official Results

Registered Voters

13141 of 15123 = 86.89%

Precincts Reporting

0 of 23 = 0.00%

15 San Juan North

688 of 785 registered voters = 87.64%

Superior Court Judge

Choice	Party	Absentee Voting		Total	
Kathryn C. Loring		376	100.00%	376	100.00%
	Cast Votes:	376	100.00%	376	100.00%
	Undervotes:	302		302	
	Overvotes:	0		0	
	Unresolved write-in votes:	10		10	

Proposition No. 1 - Levy Lid Lift for Fire Protection and Emergency Services

Choice	Party	Absentee Voting		Total	
Yes		404	63.52%	404	63.52%
No		232	36.48%	232	36.48%
	Cast Votes:	636	100.00%	636	100.00%
	Undervotes:	52		52	
	Overvotes:	0		0	
	Unresolved write-in votes:	0		0	

Precinct Results Report

2024 General Election

Run Time 4:48 PM

Run Date 11/25/2024

San Juan County

2024 General Election

11/5/2024

Page 57

Official Results

Registered Voters

13141 of 15123 = 86.89%

Precincts Reporting

0 of 23 = 0.00%

16 San Juan East

672 of 771 registered voters = 87.16%

Initiative Measure No. 2066

Choice	Party	Absentee Voting		Total	
Yes		218	34.55%	218	34.55%
No		413	65.45%	413	65.45%
Cast Votes:		631	100.00%	631	100.00%
Undervotes:		40		40	
Overvotes:		1		1	
Unresolved write-in votes:		0		0	

Initiative Measure No. 2109

Choice	Party	Absentee Voting		Total	
Yes		162	25.19%	162	25.19%
No		481	74.81%	481	74.81%
Cast Votes:		643	100.00%	643	100.00%
Undervotes:		29		29	
Overvotes:		0		0	
Unresolved write-in votes:		0		0	

Initiative Measure No. 2117

Choice	Party	Absentee Voting		Total	
Yes		151	23.59%	151	23.59%
No		489	76.41%	489	76.41%
Cast Votes:		640	100.00%	640	100.00%
Undervotes:		32		32	
Overvotes:		0		0	
Unresolved write-in votes:		0		0	

Initiative Measure No. 2124

Choice	Party	Absentee Voting		Total	
Yes		172	27.22%	172	27.22%
No		460	72.78%	460	72.78%
Cast Votes:		632	100.00%	632	100.00%
Undervotes:		40		40	
Overvotes:		0		0	
Unresolved write-in votes:		0		0	

Precinct Results Report

2024 General Election

Run Time 4:48 PM

Run Date 11/25/2024

San Juan County

2024 General Election

11/5/2024

Page 58

Official Results

Registered Voters

13141 of 15123 = 86.89%

Precincts Reporting

0 of 23 = 0.00%

16 San Juan East

672 of 771 registered voters = 87.16%

Proposition No. 1 - Extending Conservation Area Real Estate Excise Tax

Choice	Party	Absentee Voting		Total	
Yes		430	66.98%	430	66.98%
No		212	33.02%	212	33.02%
Cast Votes:		642	100.00%	642	100.00%
Undervotes:		30		30	
Overvotes:		0		0	
Unresolved write-in votes:		0		0	

United States President / Vice President

Choice	Party	Absentee Voting		Total	
Kamala D. Harris / Tim Walz		498	75.45%	498	75.45%
Donald J. Trump / JD Vance		146	22.12%	146	22.12%
Robert F. Kennedy Jr. / Nicole Shanahan		9	1.36%	9	1.36%
Jill Stein / Rudolph Ware		3	0.45%	3	0.45%
Claudia De la Cruz / Karina Garcia		2	0.30%	2	0.30%
Rachele Fruit / Dennis Richter		0	0.00%	0	0.00%
Joseph Kishore / Jerry White		0	0.00%	0	0.00%
Chase Oliver / Mike ter Maat		2	0.30%	2	0.30%
Cornel West / Melina Abdullah		0	0.00%	0	0.00%
Shiva Ayyadurai / Crystal Ellis		0	0.00%	0	0.00%
Cast Votes:		660	100.00%	660	100.00%
Undervotes:		6		6	
Overvotes:		0		0	
Unresolved write-in votes:		6		6	

Precinct Results Report

2024 General Election

Run Time 4:48 PM

Run Date 11/25/2024

San Juan County

2024 General Election

11/5/2024

Page 59

Official Results

Registered Voters

13141 of 15123 = 86.89%

Precincts Reporting

0 of 23 = 0.00%

16 San Juan East

672 of 771 registered voters = 87.16%

U.S. Senator

Choice	Party	Absentee Voting		Total	
Maria Cantwell		495	76.51%	495	76.51%
Dr Raul Garcia		152	23.49%	152	23.49%
	Cast Votes:	647	100.00%	647	100.00%
	Undervotes:	22		22	
	Overvotes:	0		0	
	Unresolved write-in votes:	3		3	

Congressional District No. 2 - U.S. Representative

Choice	Party	Absentee Voting		Total	
Rick Larsen		508	79.00%	508	79.00%
Cody Hart		135	21.00%	135	21.00%
	Cast Votes:	643	100.00%	643	100.00%
	Undervotes:	24		24	
	Overvotes:	0		0	
	Unresolved write-in votes:	5		5	

Governor

Choice	Party	Absentee Voting		Total	
Bob Ferguson		493	75.15%	493	75.15%
Dave Reichert		163	24.85%	163	24.85%
	Cast Votes:	656	100.00%	656	100.00%
	Undervotes:	13		13	
	Overvotes:	0		0	
	Unresolved write-in votes:	3		3	

Lt. Governor

Choice	Party	Absentee Voting		Total	
Denny Heck		476	74.61%	476	74.61%
Dan Matthews		162	25.39%	162	25.39%
	Cast Votes:	638	100.00%	638	100.00%
	Undervotes:	33		33	
	Overvotes:	0		0	
	Unresolved write-in votes:	1		1	

Precinct Results Report

2024 General Election

Run Time 4:48 PM

Run Date 11/25/2024

San Juan County

2024 General Election

11/5/2024

Page 60

Official Results

Registered Voters

13141 of 15123 = 86.89%

Precincts Reporting

0 of 23 = 0.00%

16 San Juan East

672 of 771 registered voters = 87.16%

Secretary of State

Choice	Party	Absentee Voting		Total	
Steve Hobbs		489	77.25%	489	77.25%
Dale Whitaker		144	22.75%	144	22.75%
	Cast Votes:	633	100.00%	633	100.00%
	Undervotes:	38		38	
	Overvotes:	0		0	
	Unresolved write-in votes:	1		1	

State Treasurer

Choice	Party	Absentee Voting		Total	
Mike Pellicciotti		476	75.68%	476	75.68%
Sharon Hanek		153	24.32%	153	24.32%
	Cast Votes:	629	100.00%	629	100.00%
	Undervotes:	42		42	
	Overvotes:	0		0	
	Unresolved write-in votes:	1		1	

State Auditor

Choice	Party	Absentee Voting		Total	
Pat (Patrice) McCarthy		482	76.63%	482	76.63%
Matt Hawkins		147	23.37%	147	23.37%
	Cast Votes:	629	100.00%	629	100.00%
	Undervotes:	40		40	
	Overvotes:	0		0	
	Unresolved write-in votes:	3		3	

Attorney General

Choice	Party	Absentee Voting		Total	
Pete Serrano		164	25.79%	164	25.79%
Nick Brown		472	74.21%	472	74.21%
	Cast Votes:	636	100.00%	636	100.00%
	Undervotes:	35		35	
	Overvotes:	0		0	
	Unresolved write-in votes:	1		1	

Precinct Results Report

2024 General Election

Run Time 4:48 PM

Run Date 11/25/2024

San Juan County

2024 General Election

11/5/2024

Page 61

Official Results

Registered Voters

13141 of 15123 = 86.89%

Precincts Reporting

0 of 23 = 0.00%

16 San Juan East

672 of 771 registered voters = 87.16%

Commissioner of Public Lands

Choice	Party	Absentee Voting		Total	
Jaime Herrera Beutler		165	26.32%	165	26.32%
Dave Upthegrove		462	73.68%	462	73.68%
	Cast Votes:	627	100.00%	627	100.00%
	Undervotes:	40		40	
	Overvotes:	0		0	
	Unresolved write-in votes:	5		5	

Superintendent of Public Instruction

Choice	Party	Absentee Voting		Total	
Chris Reykdal		348	65.91%	348	65.91%
David Olson		180	34.09%	180	34.09%
	Cast Votes:	528	100.00%	528	100.00%
	Undervotes:	141		141	
	Overvotes:	0		0	
	Unresolved write-in votes:	3		3	

Insurance Commissioner

Choice	Party	Absentee Voting		Total	
Patty Kuderer		478	76.36%	478	76.36%
Phil Fortunato		148	23.64%	148	23.64%
	Cast Votes:	626	100.00%	626	100.00%
	Undervotes:	45		45	
	Overvotes:	0		0	
	Unresolved write-in votes:	1		1	

State Senator

Choice	Party	Absentee Voting		Total	
Elizabeth (Liz) Lovelett		490	77.04%	490	77.04%
Charles Carrell		146	22.96%	146	22.96%
	Cast Votes:	636	100.00%	636	100.00%
	Undervotes:	35		35	
	Overvotes:	0		0	
	Unresolved write-in votes:	1		1	

Precinct Results Report

2024 General Election

Run Time 4:48 PM

Run Date 11/25/2024

San Juan County

2024 General Election

11/5/2024

Page 62

Official Results

Registered Voters

13141 of 15123 = 86.89%

Precincts Reporting

0 of 23 = 0.00%

16 San Juan East

672 of 771 registered voters = 87.16%

State Representative Pos. 1

Choice	Party	Absentee Voting		Total	
Debra Lekanoff		485	100.00%	485	100.00%
	Cast Votes:	485	100.00%	485	100.00%
	Undervotes:	172		172	
	Overvotes:	0		0	
	Unresolved write-in votes:	15		15	

State Representative Pos. 2

Choice	Party	Absentee Voting		Total	
Alex Ramel		482	100.00%	482	100.00%
	Cast Votes:	482	100.00%	482	100.00%
	Undervotes:	175		175	
	Overvotes:	0		0	
	Unresolved write-in votes:	15		15	

Council Residency District 1

Choice	Party	Absentee Voting		Total	
Kari McVeigh		399	64.15%	399	64.15%
Stephanie O'Day		223	35.85%	223	35.85%
	Cast Votes:	622	100.00%	622	100.00%
	Undervotes:	49		49	
	Overvotes:	0		0	
	Unresolved write-in votes:	1		1	

Council Residency District 2

Choice	Party	Absentee Voting		Total	
Rick Hughes		283	50.72%	283	50.72%
Justin Paulsen		275	49.28%	275	49.28%
	Cast Votes:	558	100.00%	558	100.00%
	Undervotes:	114		114	
	Overvotes:	0		0	
	Unresolved write-in votes:	0		0	

Precinct Results Report

2024 General Election

Run Time 4:48 PM

Run Date 11/25/2024

San Juan County

2024 General Election

11/5/2024

Page 63

Official Results

Registered Voters

13141 of 15123 = 86.89%

Precincts Reporting

0 of 23 = 0.00%

16 San Juan East

672 of 771 registered voters = 87.16%

Justice Position 2

Choice	Party	Absentee Voting		Total	
Sal Mungia		342	64.53%	342	64.53%
Dave Larson		188	35.47%	188	35.47%
Cast Votes:		530	100.00%	530	100.00%
Undervotes:		141		141	
Overvotes:		0		0	
Unresolved write-in votes:		1		1	

Justice Position 8

Choice	Party	Absentee Voting		Total	
Steve Gonzalez		387	100.00%	387	100.00%
Cast Votes:		387	100.00%	387	100.00%
Undervotes:		276		276	
Overvotes:		0		0	
Unresolved write-in votes:		9		9	

Justice Position 9

Choice	Party	Absentee Voting		Total	
Sheryl Gordon McCloud		373	100.00%	373	100.00%
Cast Votes:		373	100.00%	373	100.00%
Undervotes:		293		293	
Overvotes:		0		0	
Unresolved write-in votes:		6		6	

Division 1, District 3 - Judge Position 1

Choice	Party	Absentee Voting		Total	
Cecily C. Hazelrigg		384	100.00%	384	100.00%
Cast Votes:		384	100.00%	384	100.00%
Undervotes:		282		282	
Overvotes:		0		0	
Unresolved write-in votes:		6		6	

Precinct Results Report

2024 General Election

Run Time 4:48 PM

Run Date 11/25/2024

San Juan County

2024 General Election

11/5/2024

Page 64

Official Results

Registered Voters

13141 of 15123 = 86.89%

Precincts Reporting

0 of 23 = 0.00%

16 San Juan East

672 of 771 registered voters = 87.16%

Superior Court Judge

Choice	Party	Absentee Voting		Total	
Kathryn C. Loring		405	100.00%	405	100.00%
	Cast Votes:	405	100.00%	405	100.00%
	Undervotes:	258		258	
	Overvotes:	0		0	
	Unresolved write-in votes:	9		9	

Proposition No. 1 - Levy Lid Lift for Fire Protection and Emergency Services

Choice	Party	Absentee Voting		Total	
Yes		442	72.22%	442	72.22%
No		170	27.78%	170	27.78%
	Cast Votes:	612	100.00%	612	100.00%
	Undervotes:	60		60	
	Overvotes:	0		0	
	Unresolved write-in votes:	0		0	

Precinct Results Report

2024 General Election

Run Time 4:48 PM

Run Date 11/25/2024

San Juan County

2024 General Election

11/5/2024

Page 65

Official Results

Registered Voters

13141 of 15123 = 86.89%

Precincts Reporting

0 of 23 = 0.00%

17 Turn Point

335 of 401 registered voters = 83.54%

Initiative Measure No. 2066

Choice	Party	Absentee Voting		Total	
Yes		136	43.17%	136	43.17%
No		179	56.83%	179	56.83%
Cast Votes:		315	100.00%	315	100.00%
Undervotes:		20		20	
Overvotes:		0		0	
Unresolved write-in votes:		0		0	

Initiative Measure No. 2109

Choice	Party	Absentee Voting		Total	
Yes		107	33.75%	107	33.75%
No		210	66.25%	210	66.25%
Cast Votes:		317	100.00%	317	100.00%
Undervotes:		18		18	
Overvotes:		0		0	
Unresolved write-in votes:		0		0	

Initiative Measure No. 2117

Choice	Party	Absentee Voting		Total	
Yes		95	30.25%	95	30.25%
No		219	69.75%	219	69.75%
Cast Votes:		314	100.00%	314	100.00%
Undervotes:		21		21	
Overvotes:		0		0	
Unresolved write-in votes:		0		0	

Initiative Measure No. 2124

Choice	Party	Absentee Voting		Total	
Yes		116	37.42%	116	37.42%
No		194	62.58%	194	62.58%
Cast Votes:		310	100.00%	310	100.00%
Undervotes:		25		25	
Overvotes:		0		0	
Unresolved write-in votes:		0		0	

Precinct Results Report

2024 General Election

Run Time 4:48 PM

Run Date 11/25/2024

San Juan County

2024 General Election

11/5/2024

Page 66

Official Results

Registered Voters

13141 of 15123 = 86.89%

Precincts Reporting

0 of 23 = 0.00%

17 Turn Point

335 of 401 registered voters = 83.54%

Proposition No. 1 - Extending Conservation Area Real Estate Excise Tax

Choice	Party	Absentee Voting		Total	
Yes		179	57.01%	179	57.01%
No		135	42.99%	135	42.99%
Cast Votes:		314	100.00%	314	100.00%
Undervotes:		21		21	
Overvotes:		0		0	
Unresolved write-in votes:		0		0	

United States President / Vice President

Choice	Party	Absentee Voting		Total	
Kamala D. Harris / Tim Walz		224	68.09%	224	68.09%
Donald J. Trump / JD Vance		96	29.18%	96	29.18%
Robert F. Kennedy Jr. / Nicole Shanahan		4	1.22%	4	1.22%
Jill Stein / Rudolph Ware		2	0.61%	2	0.61%
Claudia De la Cruz / Karina Garcia		2	0.61%	2	0.61%
Rachele Fruit / Dennis Richter		0	0.00%	0	0.00%
Joseph Kishore / Jerry White		0	0.00%	0	0.00%
Chase Oliver / Mike ter Maat		1	0.30%	1	0.30%
Cornel West / Melina Abdullah		0	0.00%	0	0.00%
Shiva Ayyadurai / Crystal Ellis		0	0.00%	0	0.00%
Cast Votes:		329	100.00%	329	100.00%
Undervotes:		5		5	
Overvotes:		0		0	
Unresolved write-in votes:		1		1	

Precinct Results Report

2024 General Election

Run Time 4:48 PM

Run Date 11/25/2024

San Juan County

2024 General Election

11/5/2024

Page 67

Official Results

Registered Voters

13141 of 15123 = 86.89%

Precincts Reporting

0 of 23 = 0.00%

17 Turn Point

335 of 401 registered voters = 83.54%

U.S. Senator

Choice	Party	Absentee Voting		Total	
Maria Cantwell		220	67.69%	220	67.69%
Dr Raul Garcia		105	32.31%	105	32.31%
	Cast Votes:	325	100.00%	325	100.00%
	Undervotes:	10		10	
	Overvotes:	0		0	
	Unresolved write-in votes:	0		0	

Congressional District No. 2 - U.S. Representative

Choice	Party	Absentee Voting		Total	
Rick Larsen		224	70.22%	224	70.22%
Cody Hart		95	29.78%	95	29.78%
	Cast Votes:	319	100.00%	319	100.00%
	Undervotes:	13		13	
	Overvotes:	0		0	
	Unresolved write-in votes:	3		3	

Governor

Choice	Party	Absentee Voting		Total	
Bob Ferguson		215	65.95%	215	65.95%
Dave Reichert		111	34.05%	111	34.05%
	Cast Votes:	326	100.00%	326	100.00%
	Undervotes:	8		8	
	Overvotes:	0		0	
	Unresolved write-in votes:	1		1	

Lt. Governor

Choice	Party	Absentee Voting		Total	
Denny Heck		215	67.40%	215	67.40%
Dan Matthews		104	32.60%	104	32.60%
	Cast Votes:	319	100.00%	319	100.00%
	Undervotes:	16		16	
	Overvotes:	0		0	
	Unresolved write-in votes:	0		0	

Precinct Results Report

2024 General Election

Run Time 4:48 PM

Run Date 11/25/2024

San Juan County

2024 General Election

11/5/2024

Page 68

Official Results

Registered Voters

13141 of 15123 = 86.89%

Precincts Reporting

0 of 23 = 0.00%

17 Turn Point

335 of 401 registered voters = 83.54%

Secretary of State

Choice	Party	Absentee Voting		Total	
Steve Hobbs		218	68.13%	218	68.13%
Dale Whitaker		102	31.88%	102	31.88%
	Cast Votes:	320	100.00%	320	100.00%
	Undervotes:	15		15	
	Overvotes:	0		0	
	Unresolved write-in votes:	0		0	

State Treasurer

Choice	Party	Absentee Voting		Total	
Mike Pellicciotti		216	68.57%	216	68.57%
Sharon Hanek		99	31.43%	99	31.43%
	Cast Votes:	315	100.00%	315	100.00%
	Undervotes:	20		20	
	Overvotes:	0		0	
	Unresolved write-in votes:	0		0	

State Auditor

Choice	Party	Absentee Voting		Total	
Pat (Patrice) McCarthy		213	67.83%	213	67.83%
Matt Hawkins		101	32.17%	101	32.17%
	Cast Votes:	314	100.00%	314	100.00%
	Undervotes:	21		21	
	Overvotes:	0		0	
	Unresolved write-in votes:	0		0	

Attorney General

Choice	Party	Absentee Voting		Total	
Pete Serrano		109	33.96%	109	33.96%
Nick Brown		212	66.04%	212	66.04%
	Cast Votes:	321	100.00%	321	100.00%
	Undervotes:	14		14	
	Overvotes:	0		0	
	Unresolved write-in votes:	0		0	

Precinct Results Report

2024 General Election

Run Time 4:48 PM

Run Date 11/25/2024

San Juan County

2024 General Election

11/5/2024

Page 69

Official Results

Registered Voters

13141 of 15123 = 86.89%

Precincts Reporting

0 of 23 = 0.00%

17 Turn Point

335 of 401 registered voters = 83.54%

Commissioner of Public Lands

Choice	Party	Absentee Voting		Total	
Jaime Herrera Beutler		114	35.63%	114	35.63%
Dave Upthegrove		206	64.38%	206	64.38%
	Cast Votes:	320	100.00%	320	100.00%
	Undervotes:	15		15	
	Overvotes:	0		0	
	Unresolved write-in votes:	0		0	

Superintendent of Public Instruction

Choice	Party	Absentee Voting		Total	
Chris Reykdal		168	64.12%	168	64.12%
David Olson		94	35.88%	94	35.88%
	Cast Votes:	262	100.00%	262	100.00%
	Undervotes:	73		73	
	Overvotes:	0		0	
	Unresolved write-in votes:	0		0	

Insurance Commissioner

Choice	Party	Absentee Voting		Total	
Patty Kuderer		203	65.06%	203	65.06%
Phil Fortunato		109	34.94%	109	34.94%
	Cast Votes:	312	100.00%	312	100.00%
	Undervotes:	23		23	
	Overvotes:	0		0	
	Unresolved write-in votes:	0		0	

State Senator

Choice	Party	Absentee Voting		Total	
Elizabeth (Liz) Lovelett		217	68.03%	217	68.03%
Charles Carrell		102	31.97%	102	31.97%
	Cast Votes:	319	100.00%	319	100.00%
	Undervotes:	16		16	
	Overvotes:	0		0	
	Unresolved write-in votes:	0		0	

Precinct Results Report

2024 General Election

Run Time 4:48 PM

Run Date 11/25/2024

San Juan County

2024 General Election

11/5/2024

Page 70

Official Results

Registered Voters

13141 of 15123 = 86.89%

Precincts Reporting

0 of 23 = 0.00%

17 Turn Point

335 of 401 registered voters = 83.54%

State Representative Pos. 1

Choice	Party	Absentee Voting		Total	
Debra Lekanoff		218	100.00%	218	100.00%
	Cast Votes:	218	100.00%	218	100.00%
	Undervotes:	114		114	
	Overvotes:	0		0	
	Unresolved write-in votes:	3		3	

State Representative Pos. 2

Choice	Party	Absentee Voting		Total	
Alex Ramel		218	100.00%	218	100.00%
	Cast Votes:	218	100.00%	218	100.00%
	Undervotes:	114		114	
	Overvotes:	0		0	
	Unresolved write-in votes:	3		3	

Council Residency District 1

Choice	Party	Absentee Voting		Total	
Kari McVeigh		157	51.14%	157	51.14%
Stephanie O'Day		150	48.86%	150	48.86%
	Cast Votes:	307	100.00%	307	100.00%
	Undervotes:	26		26	
	Overvotes:	0		0	
	Unresolved write-in votes:	2		2	

Council Residency District 2

Choice	Party	Absentee Voting		Total	
Rick Hughes		133	48.72%	133	48.72%
Justin Paulsen		140	51.28%	140	51.28%
	Cast Votes:	273	100.00%	273	100.00%
	Undervotes:	61		61	
	Overvotes:	0		0	
	Unresolved write-in votes:	1		1	

Precinct Results Report

2024 General Election

Run Time 4:48 PM

Run Date 11/25/2024

San Juan County

2024 General Election

11/5/2024

Page 71

Official Results

Registered Voters

13141 of 15123 = 86.89%

Precincts Reporting

0 of 23 = 0.00%

17 Turn Point

335 of 401 registered voters = 83.54%

Justice Position 2

Choice	Party	Absentee Voting		Total	
Sal Mungia		142	54.62%	142	54.62%
Dave Larson		118	45.38%	118	45.38%
Cast Votes:		260	100.00%	260	100.00%
Undervotes:		74		74	
Overvotes:		0		0	
Unresolved write-in votes:		1		1	

Justice Position 8

Choice	Party	Absentee Voting		Total	
Steve Gonzalez		170	100.00%	170	100.00%
Cast Votes:		170	100.00%	170	100.00%
Undervotes:		163		163	
Overvotes:		0		0	
Unresolved write-in votes:		2		2	

Justice Position 9

Choice	Party	Absentee Voting		Total	
Sheryl Gordon McCloud		167	100.00%	167	100.00%
Cast Votes:		167	100.00%	167	100.00%
Undervotes:		167		167	
Overvotes:		0		0	
Unresolved write-in votes:		1		1	

Division 1, District 3 - Judge Position 1

Choice	Party	Absentee Voting		Total	
Cecily C. Hazelrigg		179	100.00%	179	100.00%
Cast Votes:		179	100.00%	179	100.00%
Undervotes:		155		155	
Overvotes:		0		0	
Unresolved write-in votes:		1		1	

Precinct Results Report

2024 General Election

Run Time 4:48 PM

Run Date 11/25/2024

San Juan County

2024 General Election

11/5/2024

Page 72

Official Results

Registered Voters

13141 of 15123 = 86.89%

Precincts Reporting

0 of 23 = 0.00%

17 Turn Point

335 of 401 registered voters = 83.54%

Superior Court Judge

Choice	Party	Absentee Voting		Total	
Kathryn C. Loring		196	100.00%	196	100.00%
	Cast Votes:	196	100.00%	196	100.00%
	Undervotes:	135		135	
	Overvotes:	0		0	
	Unresolved write-in votes:	4		4	

Proposition No. 1 - Levy Lid Lift for Fire Protection and Emergency Services

Choice	Party	Absentee Voting		Total	
Yes		219	69.97%	219	69.97%
No		94	30.03%	94	30.03%
	Cast Votes:	313	100.00%	313	100.00%
	Undervotes:	22		22	
	Overvotes:	0		0	
	Unresolved write-in votes:	0		0	

Precinct Results Report

2024 General Election

Run Time 4:48 PM

Run Date 11/25/2024

San Juan County

2024 General Election

11/5/2024

Page 73

Official Results

Registered Voters

13141 of 15123 = 86.89%

Precincts Reporting

0 of 23 = 0.00%

20 Waldron & Outer Is

111 of 128 registered voters = 86.72%

Initiative Measure No. 2066

Choice	Party	Absentee Voting		Total	
Yes		19	17.76%	19	17.76%
No		88	82.24%	88	82.24%
Cast Votes:		107	100.00%	107	100.00%
Undervotes:		4		4	
Overvotes:		0		0	
Unresolved write-in votes:		0		0	

Initiative Measure No. 2109

Choice	Party	Absentee Voting		Total	
Yes		12	11.21%	12	11.21%
No		95	88.79%	95	88.79%
Cast Votes:		107	100.00%	107	100.00%
Undervotes:		4		4	
Overvotes:		0		0	
Unresolved write-in votes:		0		0	

Initiative Measure No. 2117

Choice	Party	Absentee Voting		Total	
Yes		12	11.65%	12	11.65%
No		91	88.35%	91	88.35%
Cast Votes:		103	100.00%	103	100.00%
Undervotes:		7		7	
Overvotes:		1		1	
Unresolved write-in votes:		0		0	

Initiative Measre No. 2124

Choice	Party	Absentee Voting		Total	
Yes		6	5.77%	6	5.77%
No		98	94.23%	98	94.23%
Cast Votes:		104	100.00%	104	100.00%
Undervotes:		7		7	
Overvotes:		0		0	
Unresolved write-in votes:		0		0	

Precinct Results Report

2024 General Election

Run Time 4:48 PM

Run Date 11/25/2024

San Juan County

2024 General Election

11/5/2024

Page 74

Official Results

Registered Voters

13141 of 15123 = 86.89%

Precincts Reporting

0 of 23 = 0.00%

20 Waldron & Outer Is

111 of 128 registered voters = 86.72%

Proposition No. 1 - Extending Conservation Area Real Estate Excise Tax

Choice	Party	Absentee Voting		Total	
Yes		97	89.81%	97	89.81%
No		11	10.19%	11	10.19%
Cast Votes:		108	100.00%	108	100.00%
Undervotes:		3		3	
Overvotes:		0		0	
Unresolved write-in votes:		0		0	

United States President / Vice President

Choice	Party	Absentee Voting		Total	
Kamala D. Harris / Tim Walz		91	85.85%	91	85.85%
Donald J. Trump / JD Vance		6	5.66%	6	5.66%
Robert F. Kennedy Jr. / Nicole Shanahan		0	0.00%	0	0.00%
Jill Stein / Rudolph Ware		5	4.72%	5	4.72%
Claudia De la Cruz / Karina Garcia		0	0.00%	0	0.00%
Rachele Fruit / Dennis Richter		0	0.00%	0	0.00%
Joseph Kishore / Jerry White		0	0.00%	0	0.00%
Chase Oliver / Mike ter Maat		1	0.94%	1	0.94%
Cornel West / Melina Abdullah		3	2.83%	3	2.83%
Shiva Ayyadurai / Crystal Ellis		0	0.00%	0	0.00%
Cast Votes:		106	100.00%	106	100.00%
Undervotes:		3		3	
Overvotes:		0		0	
Unresolved write-in votes:		2		2	

Precinct Results Report

2024 General Election

Run Time 4:48 PM

Run Date 11/25/2024

San Juan County

2024 General Election

11/5/2024

Page 75

Official Results

Registered Voters

13141 of 15123 = 86.89%

Precincts Reporting

0 of 23 = 0.00%

20 Waldron & Outer Is

111 of 128 registered voters = 86.72%

U.S. Senator

Choice	Party	Absentee Voting		Total	
Maria Cantwell		97	91.51%	97	91.51%
Dr Raul Garcia		9	8.49%	9	8.49%
	Cast Votes:	106	100.00%	106	100.00%
	Undervotes:	4		4	
	Overvotes:	0		0	
	Unresolved write-in votes:	1		1	

Congressional District No. 2 - U.S. Representative

Choice	Party	Absentee Voting		Total	
Rick Larsen		99	95.19%	99	95.19%
Cody Hart		5	4.81%	5	4.81%
	Cast Votes:	104	100.00%	104	100.00%
	Undervotes:	6		6	
	Overvotes:	0		0	
	Unresolved write-in votes:	1		1	

Governor

Choice	Party	Absentee Voting		Total	
Bob Ferguson		93	87.74%	93	87.74%
Dave Reichert		13	12.26%	13	12.26%
	Cast Votes:	106	100.00%	106	100.00%
	Undervotes:	4		4	
	Overvotes:	0		0	
	Unresolved write-in votes:	1		1	

Lt. Governor

Choice	Party	Absentee Voting		Total	
Denny Heck		93	90.29%	93	90.29%
Dan Matthews		10	9.71%	10	9.71%
	Cast Votes:	103	100.00%	103	100.00%
	Undervotes:	7		7	
	Overvotes:	0		0	
	Unresolved write-in votes:	1		1	

Precinct Results Report

2024 General Election

Run Time 4:48 PM

Run Date 11/25/2024

San Juan County

2024 General Election

11/5/2024

Page 76

Official Results

Registered Voters

13141 of 15123 = 86.89%

Precincts Reporting

0 of 23 = 0.00%

20 Waldron & Outer Is

111 of 128 registered voters = 86.72%

Secretary of State

Choice	Party	Absentee Voting		Total	
Steve Hobbs		97	94.17%	97	94.17%
Dale Whitaker		6	5.83%	6	5.83%
	Cast Votes:	103	100.00%	103	100.00%
	Undervotes:	7		7	
	Overvotes:	0		0	
	Unresolved write-in votes:	1		1	

State Treasurer

Choice	Party	Absentee Voting		Total	
Mike Pellicciotti		96	92.31%	96	92.31%
Sharon Hanek		8	7.69%	8	7.69%
	Cast Votes:	104	100.00%	104	100.00%
	Undervotes:	6		6	
	Overvotes:	0		0	
	Unresolved write-in votes:	1		1	

State Auditor

Choice	Party	Absentee Voting		Total	
Pat (Patrice) McCarthy		94	92.16%	94	92.16%
Matt Hawkins		8	7.84%	8	7.84%
	Cast Votes:	102	100.00%	102	100.00%
	Undervotes:	8		8	
	Overvotes:	0		0	
	Unresolved write-in votes:	1		1	

Attorney General

Choice	Party	Absentee Voting		Total	
Pete Serrano		10	9.62%	10	9.62%
Nick Brown		94	90.38%	94	90.38%
	Cast Votes:	104	100.00%	104	100.00%
	Undervotes:	6		6	
	Overvotes:	0		0	
	Unresolved write-in votes:	1		1	

Precinct Results Report

2024 General Election

Run Time 4:48 PM

Run Date 11/25/2024

San Juan County

2024 General Election

11/5/2024

Page 77

Official Results

Registered Voters

13141 of 15123 = 86.89%

Precincts Reporting

0 of 23 = 0.00%

20 Waldron & Outer Is

111 of 128 registered voters = 86.72%

Commissioner of Public Lands

Choice	Party	Absentee Voting		Total	
Jaime Herrera Beutler		10	9.52%	10	9.52%
Dave Upthegrove		95	90.48%	95	90.48%
	Cast Votes:	105	100.00%	105	100.00%
	Undervotes:	5		5	
	Overvotes:	0		0	
	Unresolved write-in votes:	1		1	

Superintendent of Public Instruction

Choice	Party	Absentee Voting		Total	
Chris Reykdal		79	81.44%	79	81.44%
David Olson		18	18.56%	18	18.56%
	Cast Votes:	97	100.00%	97	100.00%
	Undervotes:	13		13	
	Overvotes:	0		0	
	Unresolved write-in votes:	1		1	

Insurance Commissioner

Choice	Party	Absentee Voting		Total	
Patty Kuderer		93	92.08%	93	92.08%
Phil Fortunato		8	7.92%	8	7.92%
	Cast Votes:	101	100.00%	101	100.00%
	Undervotes:	9		9	
	Overvotes:	0		0	
	Unresolved write-in votes:	1		1	

State Senator

Choice	Party	Absentee Voting		Total	
Elizabeth (Liz) Lovelett		93	90.29%	93	90.29%
Charles Carrell		10	9.71%	10	9.71%
	Cast Votes:	103	100.00%	103	100.00%
	Undervotes:	7		7	
	Overvotes:	0		0	
	Unresolved write-in votes:	1		1	

Precinct Results Report

2024 General Election

Run Time 4:48 PM

Run Date 11/25/2024

San Juan County

2024 General Election

11/5/2024

Page 78

Official Results

Registered Voters

13141 of 15123 = 86.89%

Precincts Reporting

0 of 23 = 0.00%

20 Waldron & Outer Is

111 of 128 registered voters = 86.72%

State Representative Pos. 1

Choice	Party	Absentee Voting		Total	
Debra Lekanoff		85	100.00%	85	100.00%
	Cast Votes:	85	100.00%	85	100.00%
	Undervotes:	25		25	
	Overvotes:	0		0	
	Unresolved write-in votes:	1		1	

State Representative Pos. 2

Choice	Party	Absentee Voting		Total	
Alex Ramel		82	100.00%	82	100.00%
	Cast Votes:	82	100.00%	82	100.00%
	Undervotes:	28		28	
	Overvotes:	0		0	
	Unresolved write-in votes:	1		1	

Council Residency District 1

Choice	Party	Absentee Voting		Total	
Kari McVeigh		84	84.85%	84	84.85%
Stephanie O'Day		15	15.15%	15	15.15%
	Cast Votes:	99	100.00%	99	100.00%
	Undervotes:	12		12	
	Overvotes:	0		0	
	Unresolved write-in votes:	0		0	

Council Residency District 2

Choice	Party	Absentee Voting		Total	
Rick Hughes		43	45.74%	43	45.74%
Justin Paulsen		51	54.26%	51	54.26%
	Cast Votes:	94	100.00%	94	100.00%
	Undervotes:	17		17	
	Overvotes:	0		0	
	Unresolved write-in votes:	0		0	

Precinct Results Report

2024 General Election

Run Time 4:48 PM

Run Date 11/25/2024

San Juan County

2024 General Election

11/5/2024

Page 79

Official Results

Registered Voters

13141 of 15123 = 86.89%

Precincts Reporting

0 of 23 = 0.00%

20 Waldron & Outer Is

111 of 128 registered voters = 86.72%

Justice Position 2

Choice	Party	Absentee Voting		Total	
Sal Mungia		81	93.10%	81	93.10%
Dave Larson		6	6.90%	6	6.90%
	Cast Votes:	87	100.00%	87	100.00%
	Undervotes:	24		24	
	Overvotes:	0		0	
	Unresolved write-in votes:	0		0	

Justice Position 8

Choice	Party	Absentee Voting		Total	
Steve Gonzalez		58	100.00%	58	100.00%
	Cast Votes:	58	100.00%	58	100.00%
	Undervotes:	51		51	
	Overvotes:	0		0	
	Unresolved write-in votes:	2		2	

Justice Position 9

Choice	Party	Absentee Voting		Total	
Sheryl Gordon McCloud		58	100.00%	58	100.00%
	Cast Votes:	58	100.00%	58	100.00%
	Undervotes:	51		51	
	Overvotes:	0		0	
	Unresolved write-in votes:	2		2	

Division 1, District 3 - Judge Position 1

Choice	Party	Absentee Voting		Total	
Cecily C. Hazelrigg		58	100.00%	58	100.00%
	Cast Votes:	58	100.00%	58	100.00%
	Undervotes:	51		51	
	Overvotes:	0		0	
	Unresolved write-in votes:	2		2	

Precinct Results Report

2024 General Election

Run Time 4:48 PM

Run Date 11/25/2024

San Juan County

2024 General Election

11/5/2024

Page 80

Official Results

Registered Voters

13141 of 15123 = 86.89%

Precincts Reporting

0 of 23 = 0.00%

20 Waldron & Outer Is

111 of 128 registered voters = 86.72%

Superior Court Judge

Choice	Party	Absentee Voting		Total	
Kathryn C. Loring		55	100.00%	55	100.00%
	Cast Votes:	55	100.00%	55	100.00%
	Undervotes:	54		54	
	Overvotes:	0		0	
	Unresolved write-in votes:	2		2	

Precinct Results Report

2024 General Election

Run Time 4:48 PM

Run Date 11/25/2024

San Juan County

2024 General Election

11/5/2024

Page 81

Official Results

Registered Voters

13141 of 15123 = 86.89%

Precincts Reporting

0 of 23 = 0.00%

21 Orcas North

454 of 529 registered voters = 85.82%

Initiative Measure No. 2066

Choice	Party	Absentee Voting		Total	
Yes		151	36.83%	151	36.83%
No		259	63.17%	259	63.17%
Cast Votes:		410	100.00%	410	100.00%
Undervotes:		44		44	
Overvotes:		0		0	
Unresolved write-in votes:		0		0	

Initiative Measure No. 2109

Choice	Party	Absentee Voting		Total	
Yes		89	20.60%	89	20.60%
No		343	79.40%	343	79.40%
Cast Votes:		432	100.00%	432	100.00%
Undervotes:		22		22	
Overvotes:		0		0	
Unresolved write-in votes:		0		0	

Initiative Measure No. 2117

Choice	Party	Absentee Voting		Total	
Yes		92	22.06%	92	22.06%
No		325	77.94%	325	77.94%
Cast Votes:		417	100.00%	417	100.00%
Undervotes:		37		37	
Overvotes:		0		0	
Unresolved write-in votes:		0		0	

Initiative Measure No. 2124

Choice	Party	Absentee Voting		Total	
Yes		110	26.13%	110	26.13%
No		311	73.87%	311	73.87%
Cast Votes:		421	100.00%	421	100.00%
Undervotes:		33		33	
Overvotes:		0		0	
Unresolved write-in votes:		0		0	

Precinct Results Report

2024 General Election

Run Time 4:48 PM

Run Date 11/25/2024

San Juan County

2024 General Election

11/5/2024

Page 82

Official Results

Registered Voters

13141 of 15123 = 86.89%

Precincts Reporting

0 of 23 = 0.00%

21 Orcas North

454 of 529 registered voters = 85.82%

Proposition No. 1 - Extending Conservation Area Real Estate Excise Tax

Choice	Party	Absentee Voting		Total	
Yes		301	70.82%	301	70.82%
No		124	29.18%	124	29.18%
Cast Votes:		425	100.00%	425	100.00%
Undervotes:		29		29	
Overvotes:		0		0	
Unresolved write-in votes:		0		0	

United States President / Vice President

Choice	Party	Absentee Voting		Total	
Kamala D. Harris / Tim Walz		345	77.35%	345	77.35%
Donald J. Trump / JD Vance		75	16.82%	75	16.82%
Robert F. Kennedy Jr. / Nicole Shanahan		12	2.69%	12	2.69%
Jill Stein / Rudolph Ware		10	2.24%	10	2.24%
Claudia De la Cruz / Karina Garcia		1	0.22%	1	0.22%
Rachele Fruit / Dennis Richter		0	0.00%	0	0.00%
Joseph Kishore / Jerry White		0	0.00%	0	0.00%
Chase Oliver / Mike ter Maat		1	0.22%	1	0.22%
Cornel West / Melina Abdullah		2	0.45%	2	0.45%
Shiva Ayyadurai / Crystal Ellis		0	0.00%	0	0.00%
Cast Votes:		446	100.00%	446	100.00%
Undervotes:		5		5	
Overvotes:		0		0	
Unresolved write-in votes:		3		3	

Precinct Results Report

2024 General Election

Run Time 4:48 PM

Run Date 11/25/2024

San Juan County

2024 General Election

11/5/2024

Page 83

Official Results

Registered Voters

13141 of 15123 = 86.89%

Precincts Reporting

0 of 23 = 0.00%

21 Orcas North

454 of 529 registered voters = 85.82%

U.S. Senator

Choice	Party	Absentee Voting		Total	
Maria Cantwell		342	78.62%	342	78.62%
Dr Raul Garcia		93	21.38%	93	21.38%
Cast Votes:		435	100.00%	435	100.00%
Undervotes:		18		18	
Overvotes:		0		0	
Unresolved write-in votes:		1		1	

Congressional District No. 2 - U.S. Representative

Choice	Party	Absentee Voting		Total	
Rick Larsen		352	81.86%	352	81.86%
Cody Hart		78	18.14%	78	18.14%
Cast Votes:		430	100.00%	430	100.00%
Undervotes:		22		22	
Overvotes:		0		0	
Unresolved write-in votes:		2		2	

Governor

Choice	Party	Absentee Voting		Total	
Bob Ferguson		333	76.55%	333	76.55%
Dave Reichert		102	23.45%	102	23.45%
Cast Votes:		435	100.00%	435	100.00%
Undervotes:		18		18	
Overvotes:		0		0	
Unresolved write-in votes:		1		1	

Lt. Governor

Choice	Party	Absentee Voting		Total	
Denny Heck		320	76.37%	320	76.37%
Dan Matthews		99	23.63%	99	23.63%
Cast Votes:		419	100.00%	419	100.00%
Undervotes:		34		34	
Overvotes:		0		0	
Unresolved write-in votes:		1		1	

Precinct Results Report

2024 General Election

Run Time 4:48 PM

Run Date 11/25/2024

San Juan County

2024 General Election

11/5/2024

Page 84

Official Results

Registered Voters

13141 of 15123 = 86.89%

Precincts Reporting

0 of 23 = 0.00%

21 Orcas North

454 of 529 registered voters = 85.82%

Secretary of State

Choice	Party	Absentee Voting		Total	
Steve Hobbs		336	80.38%	336	80.38%
Dale Whitaker		82	19.62%	82	19.62%
Cast Votes:		418	100.00%	418	100.00%
Undervotes:		34		34	
Overvotes:		0		0	
Unresolved write-in votes:		2		2	

State Treasurer

Choice	Party	Absentee Voting		Total	
Mike Pellicciotti		329	78.71%	329	78.71%
Sharon Hanek		89	21.29%	89	21.29%
Cast Votes:		418	100.00%	418	100.00%
Undervotes:		35		35	
Overvotes:		0		0	
Unresolved write-in votes:		1		1	

State Auditor

Choice	Party	Absentee Voting		Total	
Pat (Patrice) McCarthy		328	79.04%	328	79.04%
Matt Hawkins		87	20.96%	87	20.96%
Cast Votes:		415	100.00%	415	100.00%
Undervotes:		38		38	
Overvotes:		0		0	
Unresolved write-in votes:		1		1	

Attorney General

Choice	Party	Absentee Voting		Total	
Pete Serrano		103	24.52%	103	24.52%
Nick Brown		317	75.48%	317	75.48%
Cast Votes:		420	100.00%	420	100.00%
Undervotes:		32		32	
Overvotes:		1		1	
Unresolved write-in votes:		1		1	

Precinct Results Report

2024 General Election

Run Time 4:48 PM

Run Date 11/25/2024

San Juan County

2024 General Election

11/5/2024

Page 85

Official Results

Registered Voters

13141 of 15123 = 86.89%

Precincts Reporting

0 of 23 = 0.00%

21 Orcas North

454 of 529 registered voters = 85.82%

Commissioner of Public Lands

Choice	Party	Absentee Voting		Total	
Jaime Herrera Beutler		110	26.44%	110	26.44%
Dave Upthegrove		306	73.56%	306	73.56%
	Cast Votes:	416	100.00%	416	100.00%
	Undervotes:	37		37	
	Overvotes:	0		0	
	Unresolved write-in votes:	1		1	

Superintendent of Public Instruction

Choice	Party	Absentee Voting		Total	
Chris Reykdal		248	67.76%	248	67.76%
David Olson		118	32.24%	118	32.24%
	Cast Votes:	366	100.00%	366	100.00%
	Undervotes:	83		83	
	Overvotes:	0		0	
	Unresolved write-in votes:	5		5	

Insurance Commissioner

Choice	Party	Absentee Voting		Total	
Patty Kuderer		314	76.40%	314	76.40%
Phil Fortunato		97	23.60%	97	23.60%
	Cast Votes:	411	100.00%	411	100.00%
	Undervotes:	42		42	
	Overvotes:	0		0	
	Unresolved write-in votes:	1		1	

State Senator

Choice	Party	Absentee Voting		Total	
Elizabeth (Liz) Lovelett		323	78.02%	323	78.02%
Charles Carrell		91	21.98%	91	21.98%
	Cast Votes:	414	100.00%	414	100.00%
	Undervotes:	39		39	
	Overvotes:	0		0	
	Unresolved write-in votes:	1		1	

Precinct Results Report

2024 General Election

Run Time 4:48 PM

Run Date 11/25/2024

San Juan County

2024 General Election

11/5/2024

Page 86

Official Results

Registered Voters

13141 of 15123 = 86.89%

Precincts Reporting

0 of 23 = 0.00%

21 Orcas North

454 of 529 registered voters = 85.82%

State Representative Pos. 1

Choice	Party	Absentee Voting		Total	
Debra Lekanoff		325	100.00%	325	100.00%
	Cast Votes:	325	100.00%	325	100.00%
	Undervotes:	116		116	
	Overvotes:	0		0	
	Unresolved write-in votes:	13		13	

State Representative Pos. 2

Choice	Party	Absentee Voting		Total	
Alex Ramel		320	100.00%	320	100.00%
	Cast Votes:	320	100.00%	320	100.00%
	Undervotes:	119		119	
	Overvotes:	0		0	
	Unresolved write-in votes:	15		15	

Council Residency District 1

Choice	Party	Absentee Voting		Total	
Kari McVeigh		247	68.80%	247	68.80%
Stephanie O'Day		112	31.20%	112	31.20%
	Cast Votes:	359	100.00%	359	100.00%
	Undervotes:	93		93	
	Overvotes:	0		0	
	Unresolved write-in votes:	2		2	

Council Residency District 2

Choice	Party	Absentee Voting		Total	
Rick Hughes		163	39.28%	163	39.28%
Justin Paulsen		252	60.72%	252	60.72%
	Cast Votes:	415	100.00%	415	100.00%
	Undervotes:	39		39	
	Overvotes:	0		0	
	Unresolved write-in votes:	0		0	

Precinct Results Report

2024 General Election

Run Time 4:48 PM

Run Date 11/25/2024

San Juan County

2024 General Election

11/5/2024

Page 87

Official Results

Registered Voters

13141 of 15123 = 86.89%

Precincts Reporting

0 of 23 = 0.00%

21 Orcas North

454 of 529 registered voters = 85.82%

Justice Position 2

Choice	Party	Absentee Voting		Total	
Sal Mungia		228	64.04%	228	64.04%
Dave Larson		128	35.96%	128	35.96%
Cast Votes:		356	100.00%	356	100.00%
Undervotes:		97		97	
Overvotes:		0		0	
Unresolved write-in votes:		1		1	

Justice Position 8

Choice	Party	Absentee Voting		Total	
Steve Gonzalez		264	100.00%	264	100.00%
Cast Votes:		264	100.00%	264	100.00%
Undervotes:		186		186	
Overvotes:		0		0	
Unresolved write-in votes:		4		4	

Justice Position 9

Choice	Party	Absentee Voting		Total	
Sheryl Gordon McCloud		259	100.00%	259	100.00%
Cast Votes:		259	100.00%	259	100.00%
Undervotes:		191		191	
Overvotes:		0		0	
Unresolved write-in votes:		4		4	

Division 1, District 3 - Judge Position 1

Choice	Party	Absentee Voting		Total	
Cecily C. Hazelrigg		257	100.00%	257	100.00%
Cast Votes:		257	100.00%	257	100.00%
Undervotes:		190		190	
Overvotes:		0		0	
Unresolved write-in votes:		7		7	

Precinct Results Report

2024 General Election

Run Time 4:48 PM

Run Date 11/25/2024

San Juan County

2024 General Election

11/5/2024

Page 88

Official Results

Registered Voters

13141 of 15123 = 86.89%

Precincts Reporting

0 of 23 = 0.00%

21 Orcas North

454 of 529 registered voters = 85.82%

Superior Court Judge

Choice	Party	Absentee Voting		Total	
Kathryn C. Loring		264	100.00%	264	100.00%
	Cast Votes:	264	100.00%	264	100.00%
	Undervotes:	183		183	
	Overvotes:	0		0	
	Unresolved write-in votes:	7		7	

Precinct Results Report

2024 General Election

Run Time 4:48 PM

Run Date 11/25/2024

San Juan County

2024 General Election

11/5/2024

Page 89

Official Results

Registered Voters

13141 of 15123 = 86.89%

Precincts Reporting

0 of 23 = 0.00%

22 Orcas West

590 of 665 registered voters = 88.72%

Initiative Measure No. 2066

Choice	Party	Absentee Voting		Total	
Yes		233	41.68%	233	41.68%
No		326	58.32%	326	58.32%
Cast Votes:		559	100.00%	559	100.00%
Undervotes:		31		31	
Overvotes:		0		0	
Unresolved write-in votes:		0		0	

Initiative Measure No. 2109

Choice	Party	Absentee Voting		Total	
Yes		165	29.10%	165	29.10%
No		402	70.90%	402	70.90%
Cast Votes:		567	100.00%	567	100.00%
Undervotes:		23		23	
Overvotes:		0		0	
Unresolved write-in votes:		0		0	

Initiative Measure No. 2117

Choice	Party	Absentee Voting		Total	
Yes		144	25.62%	144	25.62%
No		418	74.38%	418	74.38%
Cast Votes:		562	100.00%	562	100.00%
Undervotes:		28		28	
Overvotes:		0		0	
Unresolved write-in votes:		0		0	

Initiative Measure No. 2124

Choice	Party	Absentee Voting		Total	
Yes		179	32.78%	179	32.78%
No		367	67.22%	367	67.22%
Cast Votes:		546	100.00%	546	100.00%
Undervotes:		44		44	
Overvotes:		0		0	
Unresolved write-in votes:		0		0	

Precinct Results Report

2024 General Election

Run Time 4:48 PM

Run Date 11/25/2024

San Juan County

2024 General Election

11/5/2024

Page 90

Official Results

Registered Voters

13141 of 15123 = 86.89%

Precincts Reporting

0 of 23 = 0.00%

22 Orcas West

590 of 665 registered voters = 88.72%

Proposition No. 1 - Extending Conservation Area Real Estate Excise Tax

Choice	Party	Absentee Voting		Total	
Yes		399	71.12%	399	71.12%
No		162	28.88%	162	28.88%
Cast Votes:		561	100.00%	561	100.00%
Undervotes:		29		29	
Overvotes:		0		0	
Unresolved write-in votes:		0		0	

United States President / Vice President

Choice	Party	Absentee Voting		Total	
Kamala D. Harris / Tim Walz		436	74.79%	436	74.79%
Donald J. Trump / JD Vance		121	20.75%	121	20.75%
Robert F. Kennedy Jr. / Nicole Shanahan		10	1.72%	10	1.72%
Jill Stein / Rudolph Ware		9	1.54%	9	1.54%
Claudia De la Cruz / Karina Garcia		2	0.34%	2	0.34%
Rachele Fruit / Dennis Richter		0	0.00%	0	0.00%
Joseph Kishore / Jerry White		0	0.00%	0	0.00%
Chase Oliver / Mike ter Maat		0	0.00%	0	0.00%
Cornel West / Melina Abdullah		5	0.86%	5	0.86%
Shiva Ayyadurai / Crystal Ellis		0	0.00%	0	0.00%
Cast Votes:		583	100.00%	583	100.00%
Undervotes:		5		5	
Overvotes:		0		0	
Unresolved write-in votes:		2		2	

Precinct Results Report

2024 General Election

Run Time 4:48 PM

Run Date 11/25/2024

San Juan County

2024 General Election

11/5/2024

Page 91

Official Results

Registered Voters

13141 of 15123 = 86.89%

Precincts Reporting

0 of 23 = 0.00%

22 Orcas West

590 of 665 registered voters = 88.72%

U.S. Senator

Choice	Party	Absentee Voting		Total	
Maria Cantwell		428	75.35%	428	75.35%
Dr Raul Garcia		140	24.65%	140	24.65%
	Cast Votes:	568	100.00%	568	100.00%
	Undervotes:	21		21	
	Overvotes:	0		0	
	Unresolved write-in votes:	1		1	

Congressional District No. 2 - U.S. Representative

Choice	Party	Absentee Voting		Total	
Rick Larsen		445	78.35%	445	78.35%
Cody Hart		123	21.65%	123	21.65%
	Cast Votes:	568	100.00%	568	100.00%
	Undervotes:	22		22	
	Overvotes:	0		0	
	Unresolved write-in votes:	0		0	

Governor

Choice	Party	Absentee Voting		Total	
Bob Ferguson		430	74.78%	430	74.78%
Dave Reichert		145	25.22%	145	25.22%
	Cast Votes:	575	100.00%	575	100.00%
	Undervotes:	15		15	
	Overvotes:	0		0	
	Unresolved write-in votes:	0		0	

Lt. Governor

Choice	Party	Absentee Voting		Total	
Denny Heck		406	72.89%	406	72.89%
Dan Matthews		151	27.11%	151	27.11%
	Cast Votes:	557	100.00%	557	100.00%
	Undervotes:	33		33	
	Overvotes:	0		0	
	Unresolved write-in votes:	0		0	

Precinct Results Report

2024 General Election

Run Time 4:48 PM

Run Date 11/25/2024

San Juan County

2024 General Election

11/5/2024

Page 92

Official Results

Registered Voters

13141 of 15123 = 86.89%

Precincts Reporting

0 of 23 = 0.00%

22 Orcas West

590 of 665 registered voters = 88.72%

Secretary of State

Choice	Party	Absentee Voting		Total	
Steve Hobbs		424	75.85%	424	75.85%
Dale Whitaker		135	24.15%	135	24.15%
	Cast Votes:	559	100.00%	559	100.00%
	Undervotes:	31		31	
	Overvotes:	0		0	
	Unresolved write-in votes:	0		0	

State Treasurer

Choice	Party	Absentee Voting		Total	
Mike Pellicciotti		419	75.36%	419	75.36%
Sharon Hanek		137	24.64%	137	24.64%
	Cast Votes:	556	100.00%	556	100.00%
	Undervotes:	34		34	
	Overvotes:	0		0	
	Unresolved write-in votes:	0		0	

State Auditor

Choice	Party	Absentee Voting		Total	
Pat (Patrice) McCarthy		415	74.91%	415	74.91%
Matt Hawkins		139	25.09%	139	25.09%
	Cast Votes:	554	100.00%	554	100.00%
	Undervotes:	36		36	
	Overvotes:	0		0	
	Unresolved write-in votes:	0		0	

Attorney General

Choice	Party	Absentee Voting		Total	
Pete Serrano		142	25.54%	142	25.54%
Nick Brown		414	74.46%	414	74.46%
	Cast Votes:	556	100.00%	556	100.00%
	Undervotes:	34		34	
	Overvotes:	0		0	
	Unresolved write-in votes:	0		0	

Precinct Results Report

2024 General Election

Run Time 4:48 PM

Run Date 11/25/2024

San Juan County

2024 General Election

11/5/2024

Page 93

Official Results

Registered Voters

13141 of 15123 = 86.89%

Precincts Reporting

0 of 23 = 0.00%

22 Orcas West

590 of 665 registered voters = 88.72%

Commissioner of Public Lands

Choice	Party	Absentee Voting		Total	
Jaime Herrera Beutler		166	30.02%	166	30.02%
Dave Upthegrove		387	69.98%	387	69.98%
	Cast Votes:	553	100.00%	553	100.00%
	Undervotes:	37		37	
	Overvotes:	0		0	
	Unresolved write-in votes:	0		0	

Superintendent of Public Instruction

Choice	Party	Absentee Voting		Total	
Chris Reykdal		316	68.25%	316	68.25%
David Olson		147	31.75%	147	31.75%
	Cast Votes:	463	100.00%	463	100.00%
	Undervotes:	126		126	
	Overvotes:	0		0	
	Unresolved write-in votes:	1		1	

Insurance Commissioner

Choice	Party	Absentee Voting		Total	
Patty Kuderer		406	74.63%	406	74.63%
Phil Fortunato		138	25.37%	138	25.37%
	Cast Votes:	544	100.00%	544	100.00%
	Undervotes:	46		46	
	Overvotes:	0		0	
	Unresolved write-in votes:	0		0	

State Senator

Choice	Party	Absentee Voting		Total	
Elizabeth (Liz) Lovelett		424	76.26%	424	76.26%
Charles Carrell		132	23.74%	132	23.74%
	Cast Votes:	556	100.00%	556	100.00%
	Undervotes:	34		34	
	Overvotes:	0		0	
	Unresolved write-in votes:	0		0	

Precinct Results Report

2024 General Election

Run Time 4:48 PM

Run Date 11/25/2024

San Juan County

2024 General Election

11/5/2024

Page 94

Official Results

Registered Voters

13141 of 15123 = 86.89%

Precincts Reporting

0 of 23 = 0.00%

22 Orcas West

590 of 665 registered voters = 88.72%

State Representative Pos. 1

Choice	Party	Absentee Voting		Total	
Debra Lekanoff		403	100.00%	403	100.00%
	Cast Votes:	403	100.00%	403	100.00%
	Undervotes:	178		178	
	Overvotes:	0		0	
	Unresolved write-in votes:	9		9	

State Representative Pos. 2

Choice	Party	Absentee Voting		Total	
Alex Ramel		394	100.00%	394	100.00%
	Cast Votes:	394	100.00%	394	100.00%
	Undervotes:	186		186	
	Overvotes:	0		0	
	Unresolved write-in votes:	10		10	

Council Residency District 1

Choice	Party	Absentee Voting		Total	
Kari McVeigh		311	62.08%	311	62.08%
Stephanie O'Day		190	37.92%	190	37.92%
	Cast Votes:	501	100.00%	501	100.00%
	Undervotes:	89		89	
	Overvotes:	0		0	
	Unresolved write-in votes:	0		0	

Council Residency District 2

Choice	Party	Absentee Voting		Total	
Rick Hughes		243	44.83%	243	44.83%
Justin Paulsen		299	55.17%	299	55.17%
	Cast Votes:	542	100.00%	542	100.00%
	Undervotes:	47		47	
	Overvotes:	0		0	
	Unresolved write-in votes:	1		1	

Precinct Results Report

2024 General Election

Run Time 4:48 PM

Run Date 11/25/2024

San Juan County

2024 General Election

11/5/2024

Page 95

Official Results

Registered Voters

13141 of 15123 = 86.89%

Precincts Reporting

0 of 23 = 0.00%

22 Orcas West

590 of 665 registered voters = 88.72%

Justice Position 2

Choice	Party	Absentee Voting		Total	
Sal Mungia		284	62.28%	284	62.28%
Dave Larson		172	37.72%	172	37.72%
Cast Votes:		456	100.00%	456	100.00%
Undervotes:		134		134	
Overvotes:		0		0	
Unresolved write-in votes:		0		0	

Justice Position 8

Choice	Party	Absentee Voting		Total	
Steve Gonzalez		350	100.00%	350	100.00%
Cast Votes:		350	100.00%	350	100.00%
Undervotes:		234		234	
Overvotes:		0		0	
Unresolved write-in votes:		6		6	

Justice Position 9

Choice	Party	Absentee Voting		Total	
Sheryl Gordon McCloud		339	100.00%	339	100.00%
Cast Votes:		339	100.00%	339	100.00%
Undervotes:		242		242	
Overvotes:		0		0	
Unresolved write-in votes:		9		9	

Division 1, District 3 - Judge Position 1

Choice	Party	Absentee Voting		Total	
Cecily C. Hazelrigg		346	100.00%	346	100.00%
Cast Votes:		346	100.00%	346	100.00%
Undervotes:		237		237	
Overvotes:		0		0	
Unresolved write-in votes:		7		7	

Precinct Results Report

2024 General Election

Run Time 4:48 PM

Run Date 11/25/2024

San Juan County

2024 General Election

11/5/2024

Page 96

Official Results

Registered Voters

13141 of 15123 = 86.89%

Precincts Reporting

0 of 23 = 0.00%

22 Orcas West

590 of 665 registered voters = 88.72%

Superior Court Judge

Choice	Party	Absentee Voting		Total	
Kathryn C. Loring		342	100.00%	342	100.00%
	Cast Votes:	342	100.00%	342	100.00%
	Undervotes:	237		237	
	Overvotes:	0		0	
	Unresolved write-in votes:	11		11	

Precinct Results Report

2024 General Election

Run Time 4:48 PM

Run Date 11/25/2024

San Juan County

2024 General Election

11/5/2024

Page 97

Official Results

Registered Voters

13141 of 15123 = 86.89%

Precincts Reporting

0 of 23 = 0.00%

23 Orcas CTRL

562 of 661 registered voters = 85.02%

Initiative Measure No. 2066

Choice	Party	Absentee Voting		Total	
Yes		206	39.46%	206	39.46%
No		316	60.54%	316	60.54%
Cast Votes:		522	100.00%	522	100.00%
Undervotes:		40		40	
Overvotes:		0		0	
Unresolved write-in votes:		0		0	

Initiative Measure No. 2109

Choice	Party	Absentee Voting		Total	
Yes		172	32.33%	172	32.33%
No		360	67.67%	360	67.67%
Cast Votes:		532	100.00%	532	100.00%
Undervotes:		30		30	
Overvotes:		0		0	
Unresolved write-in votes:		0		0	

Initiative Measure No. 2117

Choice	Party	Absentee Voting		Total	
Yes		147	27.95%	147	27.95%
No		379	72.05%	379	72.05%
Cast Votes:		526	100.00%	526	100.00%
Undervotes:		36		36	
Overvotes:		0		0	
Unresolved write-in votes:		0		0	

Initiative Measre No. 2124

Choice	Party	Absentee Voting		Total	
Yes		170	32.69%	170	32.69%
No		350	67.31%	350	67.31%
Cast Votes:		520	100.00%	520	100.00%
Undervotes:		42		42	
Overvotes:		0		0	
Unresolved write-in votes:		0		0	

Precinct Results Report

2024 General Election

Run Time 4:48 PM

Run Date 11/25/2024

San Juan County

2024 General Election

11/5/2024

Page 98

Official Results

Registered Voters

13141 of 15123 = 86.89%

Precincts Reporting

0 of 23 = 0.00%

23 Orcas CTRL

562 of 661 registered voters = 85.02%

Proposition No. 1 - Extending Conservation Area Real Estate Excise Tax

Choice	Party	Absentee Voting		Total	
Yes		371	69.09%	371	69.09%
No		166	30.91%	166	30.91%
Cast Votes:		537	100.00%	537	100.00%
Undervotes:		25		25	
Overvotes:		0		0	
Unresolved write-in votes:		0		0	

United States President / Vice President

Choice	Party	Absentee Voting		Total	
Kamala D. Harris / Tim Walz		399	72.41%	399	72.41%
Donald J. Trump / JD Vance		120	21.78%	120	21.78%
Robert F. Kennedy Jr. / Nicole Shanahan		18	3.27%	18	3.27%
Jill Stein / Rudolph Ware		7	1.27%	7	1.27%
Claudia De la Cruz / Karina Garcia		3	0.54%	3	0.54%
Rachele Fruit / Dennis Richter		0	0.00%	0	0.00%
Joseph Kishore / Jerry White		0	0.00%	0	0.00%
Chase Oliver / Mike ter Maat		2	0.36%	2	0.36%
Cornel West / Melina Abdullah		2	0.36%	2	0.36%
Shiva Ayyadurai / Crystal Ellis		0	0.00%	0	0.00%
Cast Votes:		551	100.00%	551	100.00%
Undervotes:		6		6	
Overvotes:		0		0	
Unresolved write-in votes:		5		5	

Precinct Results Report

2024 General Election

Run Time 4:48 PM

Run Date 11/25/2024

San Juan County

2024 General Election

11/5/2024

Page 99

Official Results

Registered Voters

13141 of 15123 = 86.89%

Precincts Reporting

0 of 23 = 0.00%

23 Orcas CTRL

562 of 661 registered voters = 85.02%

U.S. Senator

Choice	Party	Absentee Voting		Total	
Maria Cantwell		405	74.31%	405	74.31%
Dr Raul Garcia		140	25.69%	140	25.69%
Cast Votes:		545	100.00%	545	100.00%
Undervotes:		15		15	
Overvotes:		0		0	
Unresolved write-in votes:		2		2	

Congressional District No. 2 - U.S. Representative

Choice	Party	Absentee Voting		Total	
Rick Larsen		419	77.02%	419	77.02%
Cody Hart		125	22.98%	125	22.98%
Cast Votes:		544	100.00%	544	100.00%
Undervotes:		16		16	
Overvotes:		0		0	
Unresolved write-in votes:		2		2	

Governor

Choice	Party	Absentee Voting		Total	
Bob Ferguson		392	72.32%	392	72.32%
Dave Reichert		150	27.68%	150	27.68%
Cast Votes:		542	100.00%	542	100.00%
Undervotes:		18		18	
Overvotes:		0		0	
Unresolved write-in votes:		2		2	

Lt. Governor

Choice	Party	Absentee Voting		Total	
Denny Heck		387	73.16%	387	73.16%
Dan Matthews		142	26.84%	142	26.84%
Cast Votes:		529	100.00%	529	100.00%
Undervotes:		33		33	
Overvotes:		0		0	
Unresolved write-in votes:		0		0	

Precinct Results Report

2024 General Election

Run Time 4:48 PM

Run Date 11/25/2024

San Juan County

2024 General Election

11/5/2024

Page 100

Official Results

Registered Voters

13141 of 15123 = 86.89%

Precincts Reporting

0 of 23 = 0.00%

23 Orcas CTRL

562 of 661 registered voters = 85.02%

Secretary of State

Choice	Party	Absentee Voting		Total	
Steve Hobbs		396	75.57%	396	75.57%
Dale Whitaker		128	24.43%	128	24.43%
	Cast Votes:	524	100.00%	524	100.00%
	Undervotes:	37		37	
	Overvotes:	0		0	
	Unresolved write-in votes:	1		1	

State Treasurer

Choice	Party	Absentee Voting		Total	
Mike Pellicciotti		392	74.81%	392	74.81%
Sharon Hanek		132	25.19%	132	25.19%
	Cast Votes:	524	100.00%	524	100.00%
	Undervotes:	38		38	
	Overvotes:	0		0	
	Unresolved write-in votes:	0		0	

State Auditor

Choice	Party	Absentee Voting		Total	
Pat (Patrice) McCarthy		388	74.76%	388	74.76%
Matt Hawkins		131	25.24%	131	25.24%
	Cast Votes:	519	100.00%	519	100.00%
	Undervotes:	43		43	
	Overvotes:	0		0	
	Unresolved write-in votes:	0		0	

Attorney General

Choice	Party	Absentee Voting		Total	
Pete Serrano		141	26.81%	141	26.81%
Nick Brown		385	73.19%	385	73.19%
	Cast Votes:	526	100.00%	526	100.00%
	Undervotes:	35		35	
	Overvotes:	0		0	
	Unresolved write-in votes:	1		1	

Precinct Results Report

2024 General Election

Run Time 4:48 PM

Run Date 11/25/2024

San Juan County

2024 General Election

11/5/2024

Page 101

Official Results

Registered Voters

13141 of 15123 = 86.89%

Precincts Reporting

0 of 23 = 0.00%

23 Orcas CTRL

562 of 661 registered voters = 85.02%

Commissioner of Public Lands

Choice	Party	Absentee Voting		Total	
Jaime Herrera Beutler		145	28.10%	145	28.10%
Dave Upthegrove		371	71.90%	371	71.90%
	Cast Votes:	516	100.00%	516	100.00%
	Undervotes:	45		45	
	Overvotes:	0		0	
	Unresolved write-in votes:	1		1	

Superintendent of Public Instruction

Choice	Party	Absentee Voting		Total	
Chris Reykdal		272	64.92%	272	64.92%
David Olson		147	35.08%	147	35.08%
	Cast Votes:	419	100.00%	419	100.00%
	Undervotes:	139		139	
	Overvotes:	0		0	
	Unresolved write-in votes:	4		4	

Insurance Commissioner

Choice	Party	Absentee Voting		Total	
Patty Kuderer		371	72.46%	371	72.46%
Phil Fortunato		141	27.54%	141	27.54%
	Cast Votes:	512	100.00%	512	100.00%
	Undervotes:	50		50	
	Overvotes:	0		0	
	Unresolved write-in votes:	0		0	

State Senator

Choice	Party	Absentee Voting		Total	
Elizabeth (Liz) Lovelett		390	74.86%	390	74.86%
Charles Carrell		131	25.14%	131	25.14%
	Cast Votes:	521	100.00%	521	100.00%
	Undervotes:	40		40	
	Overvotes:	0		0	
	Unresolved write-in votes:	1		1	

Precinct Results Report

2024 General Election

Run Time 4:48 PM

Run Date 11/25/2024

San Juan County

2024 General Election

11/5/2024

Page 102

Official Results

Registered Voters

13141 of 15123 = 86.89%

Precincts Reporting

0 of 23 = 0.00%

23 Orcas CTRL

562 of 661 registered voters = 85.02%

State Representative Pos. 1

Choice	Party	Absentee Voting		Total	
Debra Lekanoff		390	100.00%	390	100.00%
	Cast Votes:	390	100.00%	390	100.00%
	Undervotes:	155		155	
	Overvotes:	0		0	
	Unresolved write-in votes:	17		17	

State Representative Pos. 2

Choice	Party	Absentee Voting		Total	
Alex Ramel		382	100.00%	382	100.00%
	Cast Votes:	382	100.00%	382	100.00%
	Undervotes:	163		163	
	Overvotes:	0		0	
	Unresolved write-in votes:	17		17	

Council Residency District 1

Choice	Party	Absentee Voting		Total	
Kari McVeigh		269	58.48%	269	58.48%
Stephanie O'Day		191	41.52%	191	41.52%
	Cast Votes:	460	100.00%	460	100.00%
	Undervotes:	98		98	
	Overvotes:	0		0	
	Unresolved write-in votes:	4		4	

Council Residency District 2

Choice	Party	Absentee Voting		Total	
Rick Hughes		213	41.85%	213	41.85%
Justin Paulsen		296	58.15%	296	58.15%
	Cast Votes:	509	100.00%	509	100.00%
	Undervotes:	51		51	
	Overvotes:	0		0	
	Unresolved write-in votes:	2		2	

Precinct Results Report

2024 General Election

Run Time 4:48 PM

Run Date 11/25/2024

San Juan County

2024 General Election

11/5/2024

Page 103

Official Results

Registered Voters

13141 of 15123 = 86.89%

Precincts Reporting

0 of 23 = 0.00%

23 Orcas CTRL

562 of 661 registered voters = 85.02%

Justice Position 2

Choice	Party	Absentee Voting		Total	
Sal Mungia		281	66.75%	281	66.75%
Dave Larson		140	33.25%	140	33.25%
Cast Votes:		421	100.00%	421	100.00%
Undervotes:		141		141	
Overvotes:		0		0	
Unresolved write-in votes:		0		0	

Justice Position 8

Choice	Party	Absentee Voting		Total	
Steve Gonzalez		308	100.00%	308	100.00%
Cast Votes:		308	100.00%	308	100.00%
Undervotes:		249		249	
Overvotes:		0		0	
Unresolved write-in votes:		5		5	

Justice Position 9

Choice	Party	Absentee Voting		Total	
Sheryl Gordon McCloud		301	100.00%	301	100.00%
Cast Votes:		301	100.00%	301	100.00%
Undervotes:		257		257	
Overvotes:		0		0	
Unresolved write-in votes:		4		4	

Division 1, District 3 - Judge Position 1

Choice	Party	Absentee Voting		Total	
Cecily C. Hazelrigg		303	100.00%	303	100.00%
Cast Votes:		303	100.00%	303	100.00%
Undervotes:		254		254	
Overvotes:		0		0	
Unresolved write-in votes:		5		5	

Precinct Results Report

2024 General Election

Run Time 4:48 PM

Run Date 11/25/2024

San Juan County

2024 General Election

11/5/2024

Page 104

Official Results

Registered Voters

13141 of 15123 = 86.89%

Precincts Reporting

0 of 23 = 0.00%

23 Orcas CTRL

562 of 661 registered voters = 85.02%

Superior Court Judge

Choice	Party	Absentee Voting		Total	
Kathryn C. Loring		317	100.00%	317	100.00%
	Cast Votes:	317	100.00%	317	100.00%
	Undervotes:	237		237	
	Overvotes:	0		0	
	Unresolved write-in votes:	8		8	

Precinct Results Report

2024 General Election

Run Time 4:48 PM

Run Date 11/25/2024

San Juan County

2024 General Election

11/5/2024

Page 105

Official Results

Registered Voters

13141 of 15123 = 86.89%

Precincts Reporting

0 of 23 = 0.00%

24 Orcas South

461 of 529 registered voters = 87.15%

Initiative Measure No. 2066

Choice	Party	Absentee Voting		Total	
Yes		158	36.41%	158	36.41%
No		276	63.59%	276	63.59%
Cast Votes:		434	100.00%	434	100.00%
Undervotes:		27		27	
Overvotes:		0		0	
Unresolved write-in votes:		0		0	

Initiative Measure No. 2109

Choice	Party	Absentee Voting		Total	
Yes		111	24.72%	111	24.72%
No		338	75.28%	338	75.28%
Cast Votes:		449	100.00%	449	100.00%
Undervotes:		12		12	
Overvotes:		0		0	
Unresolved write-in votes:		0		0	

Initiative Measure No. 2117

Choice	Party	Absentee Voting		Total	
Yes		97	21.70%	97	21.70%
No		350	78.30%	350	78.30%
Cast Votes:		447	100.00%	447	100.00%
Undervotes:		14		14	
Overvotes:		0		0	
Unresolved write-in votes:		0		0	

Initiative Measure No. 2124

Choice	Party	Absentee Voting		Total	
Yes		116	26.85%	116	26.85%
No		316	73.15%	316	73.15%
Cast Votes:		432	100.00%	432	100.00%
Undervotes:		29		29	
Overvotes:		0		0	
Unresolved write-in votes:		0		0	

Precinct Results Report

2024 General Election

Run Time 4:48 PM

Run Date 11/25/2024

San Juan County

2024 General Election

11/5/2024

Page 106

Official Results

Registered Voters

13141 of 15123 = 86.89%

Precincts Reporting

0 of 23 = 0.00%

24 Orcas South

461 of 529 registered voters = 87.15%

Proposition No. 1 - Extending Conservation Area Real Estate Excise Tax

Choice	Party	Absentee Voting		Total	
Yes		327	73.32%	327	73.32%
No		119	26.68%	119	26.68%
Cast Votes:		446	100.00%	446	100.00%
Undervotes:		15		15	
Overvotes:		0		0	
Unresolved write-in votes:		0		0	

United States President / Vice President

Choice	Party	Absentee Voting		Total	
Kamala D. Harris / Tim Walz		356	78.24%	356	78.24%
Donald J. Trump / JD Vance		80	17.58%	80	17.58%
Robert F. Kennedy Jr. / Nicole Shanahan		5	1.10%	5	1.10%
Jill Stein / Rudolph Ware		8	1.76%	8	1.76%
Claudia De la Cruz / Karina Garcia		1	0.22%	1	0.22%
Rachele Fruit / Dennis Richter		0	0.00%	0	0.00%
Joseph Kishore / Jerry White		0	0.00%	0	0.00%
Chase Oliver / Mike ter Maat		3	0.66%	3	0.66%
Cornel West / Melina Abdullah		1	0.22%	1	0.22%
Shiva Ayyadurai / Crystal Ellis		1	0.22%	1	0.22%
Cast Votes:		455	100.00%	455	100.00%
Undervotes:		3		3	
Overvotes:		0		0	
Unresolved write-in votes:		3		3	

Precinct Results Report

2024 General Election

Run Time 4:48 PM

Run Date 11/25/2024

San Juan County

2024 General Election

11/5/2024

Page 107

Official Results

Registered Voters

13141 of 15123 = 86.89%

Precincts Reporting

0 of 23 = 0.00%

24 Orcas South

461 of 529 registered voters = 87.15%

U.S. Senator

Choice	Party	Absentee Voting		Total	
Maria Cantwell		349	78.43%	349	78.43%
Dr Raul Garcia		96	21.57%	96	21.57%
Cast Votes:		445	100.00%	445	100.00%
Undervotes:		16		16	
Overvotes:		0		0	
Unresolved write-in votes:		0		0	

Congressional District No. 2 - U.S. Representative

Choice	Party	Absentee Voting		Total	
Rick Larsen		359	80.86%	359	80.86%
Cody Hart		85	19.14%	85	19.14%
Cast Votes:		444	100.00%	444	100.00%
Undervotes:		16		16	
Overvotes:		0		0	
Unresolved write-in votes:		1		1	

Governor

Choice	Party	Absentee Voting		Total	
Bob Ferguson		343	77.60%	343	77.60%
Dave Reichert		99	22.40%	99	22.40%
Cast Votes:		442	100.00%	442	100.00%
Undervotes:		17		17	
Overvotes:		0		0	
Unresolved write-in votes:		2		2	

Lt. Governor

Choice	Party	Absentee Voting		Total	
Denny Heck		338	77.17%	338	77.17%
Dan Matthews		100	22.83%	100	22.83%
Cast Votes:		438	100.00%	438	100.00%
Undervotes:		22		22	
Overvotes:		0		0	
Unresolved write-in votes:		1		1	

Precinct Results Report

2024 General Election

Run Time 4:48 PM

Run Date 11/25/2024

San Juan County

2024 General Election

11/5/2024

Page 108

Official Results

Registered Voters

13141 of 15123 = 86.89%

Precincts Reporting

0 of 23 = 0.00%

24 Orcas South

461 of 529 registered voters = 87.15%

Secretary of State

Choice	Party	Absentee Voting		Total	
Steve Hobbs		349	79.68%	349	79.68%
Dale Whitaker		89	20.32%	89	20.32%
	Cast Votes:	438	100.00%	438	100.00%
	Undervotes:	22		22	
	Overvotes:	0		0	
	Unresolved write-in votes:	1		1	

State Treasurer

Choice	Party	Absentee Voting		Total	
Mike Pellicciotti		340	78.52%	340	78.52%
Sharon Hanek		93	21.48%	93	21.48%
	Cast Votes:	433	100.00%	433	100.00%
	Undervotes:	27		27	
	Overvotes:	0		0	
	Unresolved write-in votes:	1		1	

State Auditor

Choice	Party	Absentee Voting		Total	
Pat (Patrice) McCarthy		335	77.55%	335	77.55%
Matt Hawkins		97	22.45%	97	22.45%
	Cast Votes:	432	100.00%	432	100.00%
	Undervotes:	28		28	
	Overvotes:	0		0	
	Unresolved write-in votes:	1		1	

Attorney General

Choice	Party	Absentee Voting		Total	
Pete Serrano		97	22.10%	97	22.10%
Nick Brown		342	77.90%	342	77.90%
	Cast Votes:	439	100.00%	439	100.00%
	Undervotes:	22		22	
	Overvotes:	0		0	
	Unresolved write-in votes:	0		0	

Precinct Results Report

2024 General Election

Run Time 4:48 PM

Run Date 11/25/2024

San Juan County

2024 General Election

11/5/2024

Page 109

Official Results

Registered Voters

13141 of 15123 = 86.89%

Precincts Reporting

0 of 23 = 0.00%

24 Orcas South

461 of 529 registered voters = 87.15%

Commissioner of Public Lands

Choice	Party	Absentee Voting		Total	
Jaime Herrera Beutler		104	24.02%	104	24.02%
Dave Upthegrove		329	75.98%	329	75.98%
	Cast Votes:	433	100.00%	433	100.00%
	Undervotes:	27		27	
	Overvotes:	0		0	
	Unresolved write-in votes:	1		1	

Superintendent of Public Instruction

Choice	Party	Absentee Voting		Total	
Chris Reykdal		256	70.14%	256	70.14%
David Olson		109	29.86%	109	29.86%
	Cast Votes:	365	100.00%	365	100.00%
	Undervotes:	92		92	
	Overvotes:	0		0	
	Unresolved write-in votes:	4		4	

Insurance Commissioner

Choice	Party	Absentee Voting		Total	
Patty Kuderer		331	77.52%	331	77.52%
Phil Fortunato		96	22.48%	96	22.48%
	Cast Votes:	427	100.00%	427	100.00%
	Undervotes:	33		33	
	Overvotes:	0		0	
	Unresolved write-in votes:	1		1	

State Senator

Choice	Party	Absentee Voting		Total	
Elizabeth (Liz) Lovelett		349	79.68%	349	79.68%
Charles Carrell		89	20.32%	89	20.32%
	Cast Votes:	438	100.00%	438	100.00%
	Undervotes:	23		23	
	Overvotes:	0		0	
	Unresolved write-in votes:	0		0	

Precinct Results Report

2024 General Election

Run Time 4:48 PM

Run Date 11/25/2024

San Juan County

2024 General Election

11/5/2024

Page 110

Official Results

Registered Voters

13141 of 15123 = 86.89%

Precincts Reporting

0 of 23 = 0.00%

24 Orcas South

461 of 529 registered voters = 87.15%

State Representative Pos. 1

Choice	Party	Absentee Voting		Total	
Debra Lekanoff		358	100.00%	358	100.00%
	Cast Votes:	358	100.00%	358	100.00%
	Undervotes:	99		99	
	Overvotes:	0		0	
	Unresolved write-in votes:	4		4	

State Representative Pos. 2

Choice	Party	Absentee Voting		Total	
Alex Ramel		348	100.00%	348	100.00%
	Cast Votes:	348	100.00%	348	100.00%
	Undervotes:	109		109	
	Overvotes:	0		0	
	Unresolved write-in votes:	4		4	

Council Residency District 1

Choice	Party	Absentee Voting		Total	
Kari McVeigh		227	59.11%	227	59.11%
Stephanie O'Day		157	40.89%	157	40.89%
	Cast Votes:	384	100.00%	384	100.00%
	Undervotes:	75		75	
	Overvotes:	0		0	
	Unresolved write-in votes:	2		2	

Council Residency District 2

Choice	Party	Absentee Voting		Total	
Rick Hughes		199	47.49%	199	47.49%
Justin Paulsen		220	52.51%	220	52.51%
	Cast Votes:	419	100.00%	419	100.00%
	Undervotes:	41		41	
	Overvotes:	0		0	
	Unresolved write-in votes:	1		1	

Precinct Results Report

2024 General Election

Run Time 4:48 PM

Run Date 11/25/2024

San Juan County

2024 General Election

11/5/2024

Page 111

Official Results

Registered Voters

13141 of 15123 = 86.89%

Precincts Reporting

0 of 23 = 0.00%

24 Orcas South

461 of 529 registered voters = 87.15%

Justice Position 2

Choice	Party	Absentee Voting		Total	
Sal Mungia		233	65.63%	233	65.63%
Dave Larson		122	34.37%	122	34.37%
Cast Votes:		355	100.00%	355	100.00%
Undervotes:		104		104	
Overvotes:		0		0	
Unresolved write-in votes:		2		2	

Justice Position 8

Choice	Party	Absentee Voting		Total	
Steve Gonzalez		268	100.00%	268	100.00%
Cast Votes:		268	100.00%	268	100.00%
Undervotes:		188		188	
Overvotes:		0		0	
Unresolved write-in votes:		5		5	

Justice Position 9

Choice	Party	Absentee Voting		Total	
Sheryl Gordon McCloud		264	100.00%	264	100.00%
Cast Votes:		264	100.00%	264	100.00%
Undervotes:		195		195	
Overvotes:		0		0	
Unresolved write-in votes:		2		2	

Division 1, District 3 - Judge Position 1

Choice	Party	Absentee Voting		Total	
Cecily C. Hazelrigg		262	100.00%	262	100.00%
Cast Votes:		262	100.00%	262	100.00%
Undervotes:		196		196	
Overvotes:		0		0	
Unresolved write-in votes:		3		3	

Precinct Results Report

2024 General Election

Run Time 4:48 PM

Run Date 11/25/2024

San Juan County

2024 General Election

11/5/2024

Page 112

Official Results

Registered Voters

13141 of 15123 = 86.89%

Precincts Reporting

0 of 23 = 0.00%

24 Orcas South

461 of 529 registered voters = 87.15%

Superior Court Judge

Choice	Party	Absentee Voting		Total	
Kathryn C. Loring		266	100.00%	266	100.00%
	Cast Votes:	266	100.00%	266	100.00%
	Undervotes:	190		190	
	Overvotes:	0		0	
	Unresolved write-in votes:	5		5	

Precinct Results Report

2024 General Election

Run Time 4:48 PM

Run Date 11/25/2024

San Juan County

2024 General Election

11/5/2024

Page 113

Official Results

Registered Voters

13141 of 15123 = 86.89%

Precincts Reporting

0 of 23 = 0.00%

25 Eastsound North

712 of 864 registered voters = 82.41%

Initiative Measure No. 2066

Choice	Party	Absentee Voting		Total	
Yes		209	31.76%	209	31.76%
No		449	68.24%	449	68.24%
Cast Votes:		658	100.00%	658	100.00%
Undervotes:		54		54	
Overvotes:		0		0	
Unresolved write-in votes:		0		0	

Initiative Measure No. 2109

Choice	Party	Absentee Voting		Total	
Yes		143	21.15%	143	21.15%
No		533	78.85%	533	78.85%
Cast Votes:		676	100.00%	676	100.00%
Undervotes:		36		36	
Overvotes:		0		0	
Unresolved write-in votes:		0		0	

Initiative Measure No. 2117

Choice	Party	Absentee Voting		Total	
Yes		142	21.23%	142	21.23%
No		527	78.77%	527	78.77%
Cast Votes:		669	100.00%	669	100.00%
Undervotes:		43		43	
Overvotes:		0		0	
Unresolved write-in votes:		0		0	

Initiative Measure No. 2124

Choice	Party	Absentee Voting		Total	
Yes		160	24.28%	160	24.28%
No		499	75.72%	499	75.72%
Cast Votes:		659	100.00%	659	100.00%
Undervotes:		53		53	
Overvotes:		0		0	
Unresolved write-in votes:		0		0	

Precinct Results Report

2024 General Election

Run Time 4:48 PM

Run Date 11/25/2024

San Juan County

2024 General Election

11/5/2024

Page 114

Official Results

Registered Voters

13141 of 15123 = 86.89%

Precincts Reporting

0 of 23 = 0.00%

25 Eastsound North

712 of 864 registered voters = 82.41%

Proposition No. 1 - Extending Conservation Area Real Estate Excise Tax

Choice	Party	Absentee Voting		Total	
Yes		477	70.98%	477	70.98%
No		195	29.02%	195	29.02%
Cast Votes:		672	100.00%	672	100.00%
Undervotes:		40		40	
Overvotes:		0		0	
Unresolved write-in votes:		0		0	

United States President / Vice President

Choice	Party	Absentee Voting		Total	
Kamala D. Harris / Tim Walz		499	71.49%	499	71.49%
Donald J. Trump / JD Vance		155	22.21%	155	22.21%
Robert F. Kennedy Jr. / Nicole Shanahan		20	2.87%	20	2.87%
Jill Stein / Rudolph Ware		10	1.43%	10	1.43%
Claudia De la Cruz / Karina Garcia		2	0.29%	2	0.29%
Rachele Fruit / Dennis Richter		1	0.14%	1	0.14%
Joseph Kishore / Jerry White		1	0.14%	1	0.14%
Chase Oliver / Mike ter Maat		8	1.15%	8	1.15%
Cornel West / Melina Abdullah		2	0.29%	2	0.29%
Shiva Ayyadurai / Crystal Ellis		0	0.00%	0	0.00%
Cast Votes:		698	100.00%	698	100.00%
Undervotes:		7		7	
Overvotes:		3		3	
Unresolved write-in votes:		4		4	

Precinct Results Report

2024 General Election

Run Time 4:48 PM

Run Date 11/25/2024

San Juan County

2024 General Election

11/5/2024

Page 115

Official Results

Registered Voters

13141 of 15123 = 86.89%

Precincts Reporting

0 of 23 = 0.00%

25 Eastsound North

712 of 864 registered voters = 82.41%

U.S. Senator

Choice	Party	Absentee Voting		Total	
Maria Cantwell		517	76.48%	517	76.48%
Dr Raul Garcia		159	23.52%	159	23.52%
	Cast Votes:	676	100.00%	676	100.00%
	Undervotes:	32		32	
	Overvotes:	0		0	
	Unresolved write-in votes:	4		4	

Congressional District No. 2 - U.S. Representative

Choice	Party	Absentee Voting		Total	
Rick Larsen		525	78.24%	525	78.24%
Cody Hart		146	21.76%	146	21.76%
	Cast Votes:	671	100.00%	671	100.00%
	Undervotes:	34		34	
	Overvotes:	0		0	
	Unresolved write-in votes:	7		7	

Governor

Choice	Party	Absentee Voting		Total	
Bob Ferguson		502	73.50%	502	73.50%
Dave Reichert		181	26.50%	181	26.50%
	Cast Votes:	683	100.00%	683	100.00%
	Undervotes:	25		25	
	Overvotes:	0		0	
	Unresolved write-in votes:	4		4	

Lt. Governor

Choice	Party	Absentee Voting		Total	
Denny Heck		480	72.18%	480	72.18%
Dan Matthews		185	27.82%	185	27.82%
	Cast Votes:	665	100.00%	665	100.00%
	Undervotes:	45		45	
	Overvotes:	0		0	
	Unresolved write-in votes:	2		2	

Precinct Results Report

2024 General Election

Run Time 4:48 PM

Run Date 11/25/2024

San Juan County

2024 General Election

11/5/2024

Page 116

Official Results

Registered Voters

13141 of 15123 = 86.89%

Precincts Reporting

0 of 23 = 0.00%

25 Eastsound North

712 of 864 registered voters = 82.41%

Secretary of State

Choice	Party	Absentee Voting		Total	
Steve Hobbs		502	75.04%	502	75.04%
Dale Whitaker		167	24.96%	167	24.96%
	Cast Votes:	669	100.00%	669	100.00%
	Undervotes:	41		41	
	Overvotes:	0		0	
	Unresolved write-in votes:	2		2	

State Treasurer

Choice	Party	Absentee Voting		Total	
Mike Pellicciotti		490	74.47%	490	74.47%
Sharon Hanek		168	25.53%	168	25.53%
	Cast Votes:	658	100.00%	658	100.00%
	Undervotes:	49		49	
	Overvotes:	0		0	
	Unresolved write-in votes:	5		5	

State Auditor

Choice	Party	Absentee Voting		Total	
Pat (Patrice) McCarthy		497	74.85%	497	74.85%
Matt Hawkins		167	25.15%	167	25.15%
	Cast Votes:	664	100.00%	664	100.00%
	Undervotes:	45		45	
	Overvotes:	0		0	
	Unresolved write-in votes:	3		3	

Attorney General

Choice	Party	Absentee Voting		Total	
Pete Serrano		181	27.14%	181	27.14%
Nick Brown		486	72.86%	486	72.86%
	Cast Votes:	667	100.00%	667	100.00%
	Undervotes:	40		40	
	Overvotes:	1		1	
	Unresolved write-in votes:	4		4	

Precinct Results Report

2024 General Election

Run Time 4:48 PM

Run Date 11/25/2024

San Juan County

2024 General Election

11/5/2024

Page 117

Official Results

Registered Voters

13141 of 15123 = 86.89%

Precincts Reporting

0 of 23 = 0.00%

25 Eastsound North

712 of 864 registered voters = 82.41%

Commissioner of Public Lands

Choice	Party	Absentee Voting		Total	
Jaime Herrera Beutler		184	27.63%	184	27.63%
Dave Uptegrove		482	72.37%	482	72.37%
	Cast Votes:	666	100.00%	666	100.00%
	Undervotes:	43		43	
	Overvotes:	0		0	
	Unresolved write-in votes:	3		3	

Superintendent of Public Instruction

Choice	Party	Absentee Voting		Total	
Chris Reykdal		362	64.99%	362	64.99%
David Olson		195	35.01%	195	35.01%
	Cast Votes:	557	100.00%	557	100.00%
	Undervotes:	146		146	
	Overvotes:	0		0	
	Unresolved write-in votes:	9		9	

Insurance Commissioner

Choice	Party	Absentee Voting		Total	
Patty Kuderer		486	74.43%	486	74.43%
Phil Fortunato		167	25.57%	167	25.57%
	Cast Votes:	653	100.00%	653	100.00%
	Undervotes:	56		56	
	Overvotes:	0		0	
	Unresolved write-in votes:	3		3	

State Senator

Choice	Party	Absentee Voting		Total	
Elizabeth (Liz) Lovelett		501	75.57%	501	75.57%
Charles Carrell		162	24.43%	162	24.43%
	Cast Votes:	663	100.00%	663	100.00%
	Undervotes:	47		47	
	Overvotes:	0		0	
	Unresolved write-in votes:	2		2	

Precinct Results Report

2024 General Election

Run Time 4:48 PM

Run Date 11/25/2024

San Juan County

2024 General Election

11/5/2024

Page 118

Official Results

Registered Voters

13141 of 15123 = 86.89%

Precincts Reporting

0 of 23 = 0.00%

25 Eastsound North

712 of 864 registered voters = 82.41%

State Representative Pos. 1

Choice	Party	Absentee Voting		Total	
Debra Lekanoff		512	100.00%	512	100.00%
	Cast Votes:	512	100.00%	512	100.00%
	Undervotes:	178		178	
	Overvotes:	0		0	
	Unresolved write-in votes:	22		22	

State Representative Pos. 2

Choice	Party	Absentee Voting		Total	
Alex Ramel		501	100.00%	501	100.00%
	Cast Votes:	501	100.00%	501	100.00%
	Undervotes:	190		190	
	Overvotes:	0		0	
	Unresolved write-in votes:	21		21	

Council Residency District 1

Choice	Party	Absentee Voting		Total	
Kari McVeigh		365	61.04%	365	61.04%
Stephanie O'Day		233	38.96%	233	38.96%
	Cast Votes:	598	100.00%	598	100.00%
	Undervotes:	112		112	
	Overvotes:	0		0	
	Unresolved write-in votes:	2		2	

Council Residency District 2

Choice	Party	Absentee Voting		Total	
Rick Hughes		245	37.46%	245	37.46%
Justin Paulsen		409	62.54%	409	62.54%
	Cast Votes:	654	100.00%	654	100.00%
	Undervotes:	54		54	
	Overvotes:	0		0	
	Unresolved write-in votes:	4		4	

Precinct Results Report

2024 General Election

Run Time 4:48 PM

Run Date 11/25/2024

San Juan County

2024 General Election

11/5/2024

Page 119

Official Results

Registered Voters

13141 of 15123 = 86.89%

Precincts Reporting

0 of 23 = 0.00%

25 Eastsound North

712 of 864 registered voters = 82.41%

Justice Position 2

Choice	Party	Absentee Voting		Total	
Sal Mungia		361	63.78%	361	63.78%
Dave Larson		205	36.22%	205	36.22%
Cast Votes:		566	100.00%	566	100.00%
Undervotes:		142		142	
Overvotes:		0		0	
Unresolved write-in votes:		4		4	

Justice Position 8

Choice	Party	Absentee Voting		Total	
Steve Gonzalez		413	100.00%	413	100.00%
Cast Votes:		413	100.00%	413	100.00%
Undervotes:		290		290	
Overvotes:		0		0	
Unresolved write-in votes:		9		9	

Justice Position 9

Choice	Party	Absentee Voting		Total	
Sheryl Gordon McCloud		418	100.00%	418	100.00%
Cast Votes:		418	100.00%	418	100.00%
Undervotes:		285		285	
Overvotes:		0		0	
Unresolved write-in votes:		9		9	

Division 1, District 3 - Judge Position 1

Choice	Party	Absentee Voting		Total	
Cecily C. Hazelrigg		432	100.00%	432	100.00%
Cast Votes:		432	100.00%	432	100.00%
Undervotes:		273		273	
Overvotes:		0		0	
Unresolved write-in votes:		7		7	

Precinct Results Report

2024 General Election

Run Time 4:48 PM

Run Date 11/25/2024

San Juan County

2024 General Election

11/5/2024

Page 120

Official Results

Registered Voters

13141 of 15123 = 86.89%

Precincts Reporting

0 of 23 = 0.00%

25 Eastsound North

712 of 864 registered voters = 82.41%

Superior Court Judge

Choice	Party	Absentee Voting		Total	
Kathryn C. Loring		427	100.00%	427	100.00%
	Cast Votes:	427	100.00%	427	100.00%
	Undervotes:	271		271	
	Overvotes:	0		0	
	Unresolved write-in votes:	14		14	

Precinct Results Report

2024 General Election

Run Time 4:48 PM

Run Date 11/25/2024

San Juan County

2024 General Election

11/5/2024

Page 121

Official Results

Registered Voters

13141 of 15123 = 86.89%

Precincts Reporting

0 of 23 = 0.00%

26 Eastsound

526 of 597 registered voters = 88.11%

Initiative Measure No. 2066

Choice	Party	Absentee Voting		Total	
Yes		174	34.32%	174	34.32%
No		333	65.68%	333	65.68%
Cast Votes:		507	100.00%	507	100.00%
Undervotes:		19		19	
Overvotes:		0		0	
Unresolved write-in votes:		0		0	

Initiative Measure No. 2109

Choice	Party	Absentee Voting		Total	
Yes		125	24.65%	125	24.65%
No		382	75.35%	382	75.35%
Cast Votes:		507	100.00%	507	100.00%
Undervotes:		19		19	
Overvotes:		0		0	
Unresolved write-in votes:		0		0	

Initiative Measure No. 2117

Choice	Party	Absentee Voting		Total	
Yes		119	23.43%	119	23.43%
No		389	76.57%	389	76.57%
Cast Votes:		508	100.00%	508	100.00%
Undervotes:		18		18	
Overvotes:		0		0	
Unresolved write-in votes:		0		0	

Initiative Measure No. 2124

Choice	Party	Absentee Voting		Total	
Yes		124	24.95%	124	24.95%
No		373	75.05%	373	75.05%
Cast Votes:		497	100.00%	497	100.00%
Undervotes:		29		29	
Overvotes:		0		0	
Unresolved write-in votes:		0		0	

Precinct Results Report

2024 General Election

Run Time 4:48 PM

Run Date 11/25/2024

San Juan County

2024 General Election

11/5/2024

Page 122

Official Results

Registered Voters

13141 of 15123 = 86.89%

Precincts Reporting

0 of 23 = 0.00%

26 Eastsound

526 of 597 registered voters = 88.11%

Proposition No. 1 - Extending Conservation Area Real Estate Excise Tax

Choice	Party	Absentee Voting		Total	
Yes		356	70.50%	356	70.50%
No		149	29.50%	149	29.50%
Cast Votes:		505	100.00%	505	100.00%
Undervotes:		21		21	
Overvotes:		0		0	
Unresolved write-in votes:		0		0	

United States President / Vice President

Choice	Party	Absentee Voting		Total	
Kamala D. Harris / Tim Walz		403	77.65%	403	77.65%
Donald J. Trump / JD Vance		105	20.23%	105	20.23%
Robert F. Kennedy Jr. / Nicole Shanahan		4	0.77%	4	0.77%
Jill Stein / Rudolph Ware		5	0.96%	5	0.96%
Claudia De la Cruz / Karina Garcia		0	0.00%	0	0.00%
Rachele Fruit / Dennis Richter		0	0.00%	0	0.00%
Joseph Kishore / Jerry White		1	0.19%	1	0.19%
Chase Oliver / Mike ter Maat		1	0.19%	1	0.19%
Cornel West / Melina Abdullah		0	0.00%	0	0.00%
Shiva Ayyadurai / Crystal Ellis		0	0.00%	0	0.00%
Cast Votes:		519	100.00%	519	100.00%
Undervotes:		6		6	
Overvotes:		0		0	
Unresolved write-in votes:		1		1	

Precinct Results Report

2024 General Election

Run Time 4:48 PM

Run Date 11/25/2024

San Juan County

2024 General Election

11/5/2024

Page 123

Official Results

Registered Voters

13141 of 15123 = 86.89%

Precincts Reporting

0 of 23 = 0.00%

26 Eastsound

526 of 597 registered voters = 88.11%

U.S. Senator

Choice	Party	Absentee Voting		Total	
Maria Cantwell		402	78.21%	402	78.21%
Dr Raul Garcia		112	21.79%	112	21.79%
Cast Votes:		514	100.00%	514	100.00%
Undervotes:		10		10	
Overvotes:		0		0	
Unresolved write-in votes:		2		2	

Congressional District No. 2 - U.S. Representative

Choice	Party	Absentee Voting		Total	
Rick Larsen		413	80.82%	413	80.82%
Cody Hart		98	19.18%	98	19.18%
Cast Votes:		511	100.00%	511	100.00%
Undervotes:		13		13	
Overvotes:		0		0	
Unresolved write-in votes:		2		2	

Governor

Choice	Party	Absentee Voting		Total	
Bob Ferguson		404	78.29%	404	78.29%
Dave Reichert		112	21.71%	112	21.71%
Cast Votes:		516	100.00%	516	100.00%
Undervotes:		10		10	
Overvotes:		0		0	
Unresolved write-in votes:		0		0	

Lt. Governor

Choice	Party	Absentee Voting		Total	
Denny Heck		395	77.30%	395	77.30%
Dan Matthews		116	22.70%	116	22.70%
Cast Votes:		511	100.00%	511	100.00%
Undervotes:		15		15	
Overvotes:		0		0	
Unresolved write-in votes:		0		0	

Precinct Results Report

2024 General Election

Run Time 4:48 PM

Run Date 11/25/2024

San Juan County

2024 General Election

11/5/2024

Page 124

Official Results

Registered Voters

13141 of 15123 = 86.89%

Precincts Reporting

0 of 23 = 0.00%

26 Eastsound

526 of 597 registered voters = 88.11%

Secretary of State

Choice	Party	Absentee Voting		Total	
Steve Hobbs		408	79.53%	408	79.53%
Dale Whitaker		105	20.47%	105	20.47%
	Cast Votes:	513	100.00%	513	100.00%
	Undervotes:	13		13	
	Overvotes:	0		0	
	Unresolved write-in votes:	0		0	

State Treasurer

Choice	Party	Absentee Voting		Total	
Mike Pellicciotti		398	77.73%	398	77.73%
Sharon Hanek		114	22.27%	114	22.27%
	Cast Votes:	512	100.00%	512	100.00%
	Undervotes:	14		14	
	Overvotes:	0		0	
	Unresolved write-in votes:	0		0	

State Auditor

Choice	Party	Absentee Voting		Total	
Pat (Patrice) McCarthy		395	77.15%	395	77.15%
Matt Hawkins		117	22.85%	117	22.85%
	Cast Votes:	512	100.00%	512	100.00%
	Undervotes:	14		14	
	Overvotes:	0		0	
	Unresolved write-in votes:	0		0	

Attorney General

Choice	Party	Absentee Voting		Total	
Pete Serrano		115	22.55%	115	22.55%
Nick Brown		395	77.45%	395	77.45%
	Cast Votes:	510	100.00%	510	100.00%
	Undervotes:	16		16	
	Overvotes:	0		0	
	Unresolved write-in votes:	0		0	

Precinct Results Report

2024 General Election

Run Time 4:48 PM

Run Date 11/25/2024

San Juan County

2024 General Election

11/5/2024

Page 125

Official Results

Registered Voters

13141 of 15123 = 86.89%

Precincts Reporting

0 of 23 = 0.00%

26 Eastsound

526 of 597 registered voters = 88.11%

Commissioner of Public Lands

Choice	Party	Absentee Voting		Total	
Jaime Herrera Beutler		120	23.62%	120	23.62%
Dave Upthegrove		388	76.38%	388	76.38%
	Cast Votes:	508	100.00%	508	100.00%
	Undervotes:	18		18	
	Overvotes:	0		0	
	Unresolved write-in votes:	0		0	

Superintendent of Public Instruction

Choice	Party	Absentee Voting		Total	
Chris Reykdal		311	70.36%	311	70.36%
David Olson		131	29.64%	131	29.64%
	Cast Votes:	442	100.00%	442	100.00%
	Undervotes:	79		79	
	Overvotes:	0		0	
	Unresolved write-in votes:	5		5	

Insurance Commissioner

Choice	Party	Absentee Voting		Total	
Patty Kuderer		391	76.82%	391	76.82%
Phil Fortunato		118	23.18%	118	23.18%
	Cast Votes:	509	100.00%	509	100.00%
	Undervotes:	17		17	
	Overvotes:	0		0	
	Unresolved write-in votes:	0		0	

State Senator

Choice	Party	Absentee Voting		Total	
Elizabeth (Liz) Lovelett		399	78.39%	399	78.39%
Charles Carrell		110	21.61%	110	21.61%
	Cast Votes:	509	100.00%	509	100.00%
	Undervotes:	16		16	
	Overvotes:	1		1	
	Unresolved write-in votes:	0		0	

Precinct Results Report

2024 General Election

Run Time 4:48 PM

Run Date 11/25/2024

San Juan County

2024 General Election

11/5/2024

Page 126

Official Results

Registered Voters

13141 of 15123 = 86.89%

Precincts Reporting

0 of 23 = 0.00%

26 Eastsound

526 of 597 registered voters = 88.11%

State Representative Pos. 1

Choice	Party	Absentee Voting		Total	
Debra Lekanoff		409	100.00%	409	100.00%
	Cast Votes:	409	100.00%	409	100.00%
	Undervotes:	106		106	
	Overvotes:	0		0	
	Unresolved write-in votes:	11		11	

State Representative Pos. 2

Choice	Party	Absentee Voting		Total	
Alex Ramel		403	100.00%	403	100.00%
	Cast Votes:	403	100.00%	403	100.00%
	Undervotes:	116		116	
	Overvotes:	0		0	
	Unresolved write-in votes:	7		7	

Council Residency District 1

Choice	Party	Absentee Voting		Total	
Kari McVeigh		298	64.09%	298	64.09%
Stephanie O'Day		167	35.91%	167	35.91%
	Cast Votes:	465	100.00%	465	100.00%
	Undervotes:	54		54	
	Overvotes:	0		0	
	Unresolved write-in votes:	7		7	

Council Residency District 2

Choice	Party	Absentee Voting		Total	
Rick Hughes		201	40.69%	201	40.69%
Justin Paulsen		293	59.31%	293	59.31%
	Cast Votes:	494	100.00%	494	100.00%
	Undervotes:	28		28	
	Overvotes:	0		0	
	Unresolved write-in votes:	4		4	

Precinct Results Report

2024 General Election

Run Time 4:48 PM

Run Date 11/25/2024

San Juan County

2024 General Election

11/5/2024

Page 127

Official Results

Registered Voters

13141 of 15123 = 86.89%

Precincts Reporting

0 of 23 = 0.00%

26 Eastsound

526 of 597 registered voters = 88.11%

Justice Position 2

Choice	Party	Absentee Voting		Total	
Sal Mungia		306	68.00%	306	68.00%
Dave Larson		144	32.00%	144	32.00%
Cast Votes:		450	100.00%	450	100.00%
Undervotes:		72		72	
Overvotes:		0		0	
Unresolved write-in votes:		4		4	

Justice Position 8

Choice	Party	Absentee Voting		Total	
Steve Gonzalez		329	100.00%	329	100.00%
Cast Votes:		329	100.00%	329	100.00%
Undervotes:		188		188	
Overvotes:		0		0	
Unresolved write-in votes:		9		9	

Justice Position 9

Choice	Party	Absentee Voting		Total	
Sheryl Gordon McCloud		325	100.00%	325	100.00%
Cast Votes:		325	100.00%	325	100.00%
Undervotes:		193		193	
Overvotes:		0		0	
Unresolved write-in votes:		8		8	

Division 1, District 3 - Judge Position 1

Choice	Party	Absentee Voting		Total	
Cecily C. Hazelrigg		337	100.00%	337	100.00%
Cast Votes:		337	100.00%	337	100.00%
Undervotes:		181		181	
Overvotes:		0		0	
Unresolved write-in votes:		8		8	

Precinct Results Report

2024 General Election

Run Time 4:48 PM

Run Date 11/25/2024

San Juan County

2024 General Election

11/5/2024

Page 128

Official Results

Registered Voters

13141 of 15123 = 86.89%

Precincts Reporting

0 of 23 = 0.00%

26 Eastsound

526 of 597 registered voters = 88.11%

Superior Court Judge

Choice	Party	Absentee Voting		Total	
Kathryn C. Loring		327	100.00%	327	100.00%
	Cast Votes:	327	100.00%	327	100.00%
	Undervotes:	187		187	
	Overvotes:	0		0	
	Unresolved write-in votes:	12		12	

Precinct Results Report

2024 General Election

Run Time 4:48 PM

Run Date 11/25/2024

San Juan County

2024 General Election

11/5/2024

Page 129

Official Results

Registered Voters

13141 of 15123 = 86.89%

Precincts Reporting

0 of 23 = 0.00%

27 Orcas East

911 of 1,016 registered voters = 89.67%

Initiative Measure No. 2066

Choice	Party	Absentee Voting		Total	
Yes		303	35.94%	303	35.94%
No		540	64.06%	540	64.06%
Cast Votes:		843	100.00%	843	100.00%
Undervotes:		68		68	
Overvotes:		0		0	
Unresolved write-in votes:		0		0	

Initiative Measure No. 2109

Choice	Party	Absentee Voting		Total	
Yes		212	24.31%	212	24.31%
No		660	75.69%	660	75.69%
Cast Votes:		872	100.00%	872	100.00%
Undervotes:		39		39	
Overvotes:		0		0	
Unresolved write-in votes:		0		0	

Initiative Measure No. 2117

Choice	Party	Absentee Voting		Total	
Yes		183	21.35%	183	21.35%
No		674	78.65%	674	78.65%
Cast Votes:		857	100.00%	857	100.00%
Undervotes:		54		54	
Overvotes:		0		0	
Unresolved write-in votes:		0		0	

Initiative Measure No. 2124

Choice	Party	Absentee Voting		Total	
Yes		228	26.89%	228	26.89%
No		620	73.11%	620	73.11%
Cast Votes:		848	100.00%	848	100.00%
Undervotes:		63		63	
Overvotes:		0		0	
Unresolved write-in votes:		0		0	

Precinct Results Report

2024 General Election

Run Time 4:48 PM

Run Date 11/25/2024

San Juan County

2024 General Election

11/5/2024

Page 130

Official Results

Registered Voters

13141 of 15123 = 86.89%

Precincts Reporting

0 of 23 = 0.00%

27 Orcas East

911 of 1,016 registered voters = 89.67%

Proposition No. 1 - Extending Conservation Area Real Estate Excise Tax

Choice	Party	Absentee Voting		Total	
Yes		669	76.72%	669	76.72%
No		203	23.28%	203	23.28%
Cast Votes:		872	100.00%	872	100.00%
Undervotes:		39		39	
Overvotes:		0		0	
Unresolved write-in votes:		0		0	

United States President / Vice President

Choice	Party	Absentee Voting		Total	
Kamala D. Harris / Tim Walz		698	77.38%	698	77.38%
Donald J. Trump / JD Vance		163	18.07%	163	18.07%
Robert F. Kennedy Jr. / Nicole Shanahan		13	1.44%	13	1.44%
Jill Stein / Rudolph Ware		14	1.55%	14	1.55%
Claudia De la Cruz / Karina Garcia		1	0.11%	1	0.11%
Rachele Fruit / Dennis Richter		0	0.00%	0	0.00%
Joseph Kishore / Jerry White		0	0.00%	0	0.00%
Chase Oliver / Mike ter Maat		4	0.44%	4	0.44%
Cornel West / Melina Abdullah		6	0.67%	6	0.67%
Shiva Ayyadurai / Crystal Ellis		3	0.33%	3	0.33%
Cast Votes:		902	100.00%	902	100.00%
Undervotes:		9		9	
Overvotes:		0		0	
Unresolved write-in votes:		0		0	

Precinct Results Report

2024 General Election

Run Time 4:48 PM

Run Date 11/25/2024

San Juan County

2024 General Election

11/5/2024

Page 131

Official Results

Registered Voters

13141 of 15123 = 86.89%

Precincts Reporting

0 of 23 = 0.00%

27 Orcas East

911 of 1,016 registered voters = 89.67%

U.S. Senator

Choice	Party	Absentee Voting		Total	
Maria Cantwell		691	78.52%	691	78.52%
Dr Raul Garcia		189	21.48%	189	21.48%
	Cast Votes:	880	100.00%	880	100.00%
	Undervotes:	28		28	
	Overvotes:	0		0	
	Unresolved write-in votes:	3		3	

Congressional District No. 2 - U.S. Representative

Choice	Party	Absentee Voting		Total	
Rick Larsen		708	81.10%	708	81.10%
Cody Hart		165	18.90%	165	18.90%
	Cast Votes:	873	100.00%	873	100.00%
	Undervotes:	33		33	
	Overvotes:	0		0	
	Unresolved write-in votes:	5		5	

Governor

Choice	Party	Absentee Voting		Total	
Bob Ferguson		681	77.12%	681	77.12%
Dave Reichert		202	22.88%	202	22.88%
	Cast Votes:	883	100.00%	883	100.00%
	Undervotes:	22		22	
	Overvotes:	0		0	
	Unresolved write-in votes:	6		6	

Lt. Governor

Choice	Party	Absentee Voting		Total	
Denny Heck		676	78.33%	676	78.33%
Dan Matthews		187	21.67%	187	21.67%
	Cast Votes:	863	100.00%	863	100.00%
	Undervotes:	45		45	
	Overvotes:	0		0	
	Unresolved write-in votes:	3		3	

Precinct Results Report

San Juan County

Official Results

2024 General Election

2024 General Election

Registered Voters

13141 of 15123 = 86.89%

Run Time 4:48 PM

11/5/2024

Precincts Reporting

0 of 23 = 0.00%

Run Date 11/25/2024

Page 132

27 Orcas East

911 of 1,016 registered voters = 89.67%

Secretary of State

Choice	Party	Absentee Voting		Total	
Steve Hobbs		687	79.70%	687	79.70%
Dale Whitaker		175	20.30%	175	20.30%
	Cast Votes:	862	100.00%	862	100.00%
	Undervotes:	47		47	
	Overvotes:	0		0	
	Unresolved write-in votes:	2		2	

State Treasurer

Choice	Party	Absentee Voting		Total	
Mike Pellicciotti		665	77.60%	665	77.60%
Sharon Hanek		192	22.40%	192	22.40%
	Cast Votes:	857	100.00%	857	100.00%
	Undervotes:	52		52	
	Overvotes:	0		0	
	Unresolved write-in votes:	2		2	

State Auditor

Choice	Party	Absentee Voting		Total	
Pat (Patrice) McCarthy		679	79.88%	679	79.88%
Matt Hawkins		171	20.12%	171	20.12%
	Cast Votes:	850	100.00%	850	100.00%
	Undervotes:	58		58	
	Overvotes:	0		0	
	Unresolved write-in votes:	3		3	

Attorney General

Choice	Party	Absentee Voting		Total	
Pete Serrano		206	23.84%	206	23.84%
Nick Brown		658	76.16%	658	76.16%
	Cast Votes:	864	100.00%	864	100.00%
	Undervotes:	45		45	
	Overvotes:	0		0	
	Unresolved write-in votes:	2		2	

Precinct Results Report

2024 General Election

Run Time 4:48 PM

Run Date 11/25/2024

San Juan County

2024 General Election

11/5/2024

Page 133

Official Results

Registered Voters

13141 of 15123 = 86.89%

Precincts Reporting

0 of 23 = 0.00%

27 Orcas East

911 of 1,016 registered voters = 89.67%

Commissioner of Public Lands

Choice	Party	Absentee Voting		Total	
Jaime Herrera Beutler		193	22.60%	193	22.60%
Dave Upthegrove		661	77.40%	661	77.40%
	Cast Votes:	854	100.00%	854	100.00%
	Undervotes:	54		54	
	Overvotes:	0		0	
	Unresolved write-in votes:	3		3	

Superintendent of Public Instruction

Choice	Party	Absentee Voting		Total	
Chris Reykdal		510	70.05%	510	70.05%
David Olson		218	29.95%	218	29.95%
	Cast Votes:	728	100.00%	728	100.00%
	Undervotes:	177		177	
	Overvotes:	0		0	
	Unresolved write-in votes:	6		6	

Insurance Commissioner

Choice	Party	Absentee Voting		Total	
Patty Kuderer		672	79.53%	672	79.53%
Phil Fortunato		173	20.47%	173	20.47%
	Cast Votes:	845	100.00%	845	100.00%
	Undervotes:	63		63	
	Overvotes:	0		0	
	Unresolved write-in votes:	3		3	

State Senator

Choice	Party	Absentee Voting		Total	
Elizabeth (Liz) Lovelett		684	79.35%	684	79.35%
Charles Carrell		178	20.65%	178	20.65%
	Cast Votes:	862	100.00%	862	100.00%
	Undervotes:	46		46	
	Overvotes:	0		0	
	Unresolved write-in votes:	3		3	

Precinct Results Report

2024 General Election

Run Time 4:48 PM

Run Date 11/25/2024

San Juan County

2024 General Election

11/5/2024

Page 134

Official Results

Registered Voters

13141 of 15123 = 86.89%

Precincts Reporting

0 of 23 = 0.00%

27 Orcas East

911 of 1,016 registered voters = 89.67%

State Representative Pos. 1

Choice	Party	Absentee Voting		Total	
Debra Lekanoff		676	100.00%	676	100.00%
	Cast Votes:	676	100.00%	676	100.00%
	Undervotes:	210		210	
	Overvotes:	0		0	
	Unresolved write-in votes:	25		25	

State Representative Pos. 2

Choice	Party	Absentee Voting		Total	
Alex Ramel		669	100.00%	669	100.00%
	Cast Votes:	669	100.00%	669	100.00%
	Undervotes:	221		221	
	Overvotes:	0		0	
	Unresolved write-in votes:	21		21	

Council Residency District 1

Choice	Party	Absentee Voting		Total	
Kari McVeigh		508	67.37%	508	67.37%
Stephanie O'Day		246	32.63%	246	32.63%
	Cast Votes:	754	100.00%	754	100.00%
	Undervotes:	155		155	
	Overvotes:	0		0	
	Unresolved write-in votes:	2		2	

Council Residency District 2

Choice	Party	Absentee Voting		Total	
Rick Hughes		356	43.26%	356	43.26%
Justin Paulsen		467	56.74%	467	56.74%
	Cast Votes:	823	100.00%	823	100.00%
	Undervotes:	86		86	
	Overvotes:	0		0	
	Unresolved write-in votes:	2		2	

Precinct Results Report

2024 General Election

Run Time 4:48 PM

Run Date 11/25/2024

San Juan County

2024 General Election

11/5/2024

Page 135

Official Results

Registered Voters

13141 of 15123 = 86.89%

Precincts Reporting

0 of 23 = 0.00%

27 Orcas East

911 of 1,016 registered voters = 89.67%

Justice Position 2

Choice	Party	Absentee Voting		Total	
Sal Mungia		476	65.75%	476	65.75%
Dave Larson		248	34.25%	248	34.25%
Cast Votes:		724	100.00%	724	100.00%
Undervotes:		187		187	
Overvotes:		0		0	
Unresolved write-in votes:		0		0	

Justice Position 8

Choice	Party	Absentee Voting		Total	
Steve Gonzalez		545	100.00%	545	100.00%
Cast Votes:		545	100.00%	545	100.00%
Undervotes:		358		358	
Overvotes:		0		0	
Unresolved write-in votes:		8		8	

Justice Position 9

Choice	Party	Absentee Voting		Total	
Sheryl Gordon McCloud		528	100.00%	528	100.00%
Cast Votes:		528	100.00%	528	100.00%
Undervotes:		373		373	
Overvotes:		0		0	
Unresolved write-in votes:		10		10	

Division 1, District 3 - Judge Position 1

Choice	Party	Absentee Voting		Total	
Cecily C. Hazelrigg		536	100.00%	536	100.00%
Cast Votes:		536	100.00%	536	100.00%
Undervotes:		366		366	
Overvotes:		0		0	
Unresolved write-in votes:		9		9	

Precinct Results Report

2024 General Election

Run Time 4:48 PM

Run Date 11/25/2024

San Juan County

2024 General Election

11/5/2024

Page 136

Official Results

Registered Voters

13141 of 15123 = 86.89%

Precincts Reporting

0 of 23 = 0.00%

27 Orcas East

911 of 1,016 registered voters = 89.67%

Superior Court Judge

Choice	Party	Absentee Voting		Total	
Kathryn C. Loring		540	100.00%	540	100.00%
	Cast Votes:	540	100.00%	540	100.00%
	Undervotes:	360		360	
	Overvotes:	0		0	
	Unresolved write-in votes:	11		11	

Precinct Results Report

2024 General Election

Run Time 4:48 PM

Run Date 11/25/2024

San Juan County

2024 General Election

11/5/2024

Page 137

Official Results

Registered Voters

13141 of 15123 = 86.89%

Precincts Reporting

0 of 23 = 0.00%

28 Blakely & Outer Is

52 of 59 registered voters = 88.14%

Initiative Measure No. 2066

Choice	Party	Absentee Voting		Total	
Yes		27	61.36%	27	61.36%
No		17	38.64%	17	38.64%
Cast Votes:		44	100.00%	44	100.00%
Undervotes:		8		8	
Overvotes:		0		0	
Unresolved write-in votes:		0		0	

Initiative Measure No. 2109

Choice	Party	Absentee Voting		Total	
Yes		24	51.06%	24	51.06%
No		23	48.94%	23	48.94%
Cast Votes:		47	100.00%	47	100.00%
Undervotes:		5		5	
Overvotes:		0		0	
Unresolved write-in votes:		0		0	

Initiative Measure No. 2117

Choice	Party	Absentee Voting		Total	
Yes		21	46.67%	21	46.67%
No		24	53.33%	24	53.33%
Cast Votes:		45	100.00%	45	100.00%
Undervotes:		7		7	
Overvotes:		0		0	
Unresolved write-in votes:		0		0	

Initiative Measure No. 2124

Choice	Party	Absentee Voting		Total	
Yes		24	57.14%	24	57.14%
No		18	42.86%	18	42.86%
Cast Votes:		42	100.00%	42	100.00%
Undervotes:		10		10	
Overvotes:		0		0	
Unresolved write-in votes:		0		0	

Precinct Results Report

2024 General Election

Run Time 4:48 PM

Run Date 11/25/2024

San Juan County

2024 General Election

11/5/2024

Page 138

Official Results

Registered Voters

13141 of 15123 = 86.89%

Precincts Reporting

0 of 23 = 0.00%

28 Blakely & Outer Is

52 of 59 registered voters = 88.14%

Proposition No. 1 - Extending Conservation Area Real Estate Excise Tax

Choice	Party	Absentee Voting		Total	
Yes		29	63.04%	29	63.04%
No		17	36.96%	17	36.96%
Cast Votes:		46	100.00%	46	100.00%
Undervotes:		6		6	
Overvotes:		0		0	
Unresolved write-in votes:		0		0	

United States President / Vice President

Choice	Party	Absentee Voting		Total	
Kamala D. Harris / Tim Walz		32	62.75%	32	62.75%
Donald J. Trump / JD Vance		16	31.37%	16	31.37%
Robert F. Kennedy Jr. / Nicole Shanahan		1	1.96%	1	1.96%
Jill Stein / Rudolph Ware		1	1.96%	1	1.96%
Claudia De la Cruz / Karina Garcia		0	0.00%	0	0.00%
Rachele Fruit / Dennis Richter		0	0.00%	0	0.00%
Joseph Kishore / Jerry White		0	0.00%	0	0.00%
Chase Oliver / Mike ter Maat		1	1.96%	1	1.96%
Cornel West / Melina Abdullah		0	0.00%	0	0.00%
Shiva Ayyadurai / Crystal Ellis		0	0.00%	0	0.00%
Cast Votes:		51	100.00%	51	100.00%
Undervotes:		0		0	
Overvotes:		0		0	
Unresolved write-in votes:		1		1	

Precinct Results Report

2024 General Election

Run Time 4:48 PM

Run Date 11/25/2024

San Juan County

2024 General Election

11/5/2024

Page 139

Official Results

Registered Voters

13141 of 15123 = 86.89%

Precincts Reporting

0 of 23 = 0.00%

28 Blakely & Outer Is

52 of 59 registered voters = 88.14%

U.S. Senator

Choice	Party	Absentee Voting		Total	
Maria Cantwell		31	60.78%	31	60.78%
Dr Raul Garcia		20	39.22%	20	39.22%
	Cast Votes:	51	100.00%	51	100.00%
	Undervotes:	1		1	
	Overvotes:	0		0	
	Unresolved write-in votes:	0		0	

Congressional District No. 2 - U.S. Representative

Choice	Party	Absentee Voting		Total	
Rick Larsen		33	67.35%	33	67.35%
Cody Hart		16	32.65%	16	32.65%
	Cast Votes:	49	100.00%	49	100.00%
	Undervotes:	3		3	
	Overvotes:	0		0	
	Unresolved write-in votes:	0		0	

Governor

Choice	Party	Absentee Voting		Total	
Bob Ferguson		26	50.98%	26	50.98%
Dave Reichert		25	49.02%	25	49.02%
	Cast Votes:	51	100.00%	51	100.00%
	Undervotes:	1		1	
	Overvotes:	0		0	
	Unresolved write-in votes:	0		0	

Lt. Governor

Choice	Party	Absentee Voting		Total	
Denny Heck		25	50.00%	25	50.00%
Dan Matthews		25	50.00%	25	50.00%
	Cast Votes:	50	100.00%	50	100.00%
	Undervotes:	2		2	
	Overvotes:	0		0	
	Unresolved write-in votes:	0		0	

Precinct Results Report

2024 General Election

Run Time 4:48 PM

Run Date 11/25/2024

San Juan County

2024 General Election

11/5/2024

Page 140

Official Results

Registered Voters

13141 of 15123 = 86.89%

Precincts Reporting

0 of 23 = 0.00%

28 Blakely & Outer Is

52 of 59 registered voters = 88.14%

Secretary of State

Choice	Party	Absentee Voting		Total	
Steve Hobbs		25	50.00%	25	50.00%
Dale Whitaker		25	50.00%	25	50.00%
	Cast Votes:	50	100.00%	50	100.00%
	Undervotes:	2		2	
	Overvotes:	0		0	
	Unresolved write-in votes:	0		0	

State Treasurer

Choice	Party	Absentee Voting		Total	
Mike Pellicciotti		27	54.00%	27	54.00%
Sharon Hanek		23	46.00%	23	46.00%
	Cast Votes:	50	100.00%	50	100.00%
	Undervotes:	2		2	
	Overvotes:	0		0	
	Unresolved write-in votes:	0		0	

State Auditor

Choice	Party	Absentee Voting		Total	
Pat (Patrice) McCarthy		26	54.17%	26	54.17%
Matt Hawkins		22	45.83%	22	45.83%
	Cast Votes:	48	100.00%	48	100.00%
	Undervotes:	4		4	
	Overvotes:	0		0	
	Unresolved write-in votes:	0		0	

Attorney General

Choice	Party	Absentee Voting		Total	
Pete Serrano		24	48.00%	24	48.00%
Nick Brown		26	52.00%	26	52.00%
	Cast Votes:	50	100.00%	50	100.00%
	Undervotes:	2		2	
	Overvotes:	0		0	
	Unresolved write-in votes:	0		0	

Precinct Results Report

2024 General Election

Run Time 4:48 PM

Run Date 11/25/2024

San Juan County

2024 General Election

11/5/2024

Page 141

Official Results

Registered Voters

13141 of 15123 = 86.89%

Precincts Reporting

0 of 23 = 0.00%

28 Blakely & Outer Is

52 of 59 registered voters = 88.14%

Commissioner of Public Lands

Choice	Party	Absentee Voting		Total	
Jaime Herrera Beutler		26	53.06%	26	53.06%
Dave Upthegrove		23	46.94%	23	46.94%
	Cast Votes:	49	100.00%	49	100.00%
	Undervotes:	3		3	
	Overvotes:	0		0	
	Unresolved write-in votes:	0		0	

Superintendent of Public Instruction

Choice	Party	Absentee Voting		Total	
Chris Reykdal		21	52.50%	21	52.50%
David Olson		19	47.50%	19	47.50%
	Cast Votes:	40	100.00%	40	100.00%
	Undervotes:	12		12	
	Overvotes:	0		0	
	Unresolved write-in votes:	0		0	

Insurance Commissioner

Choice	Party	Absentee Voting		Total	
Patty Kuderer		29	58.00%	29	58.00%
Phil Fortunato		21	42.00%	21	42.00%
	Cast Votes:	50	100.00%	50	100.00%
	Undervotes:	2		2	
	Overvotes:	0		0	
	Unresolved write-in votes:	0		0	

State Senator

Choice	Party	Absentee Voting		Total	
Elizabeth (Liz) Lovelett		30	60.00%	30	60.00%
Charles Carrell		20	40.00%	20	40.00%
	Cast Votes:	50	100.00%	50	100.00%
	Undervotes:	2		2	
	Overvotes:	0		0	
	Unresolved write-in votes:	0		0	

Precinct Results Report

2024 General Election

Run Time 4:48 PM

Run Date 11/25/2024

San Juan County

2024 General Election

11/5/2024

Page 142

Official Results

Registered Voters

13141 of 15123 = 86.89%

Precincts Reporting

0 of 23 = 0.00%

28 Blakely & Outer Is

52 of 59 registered voters = 88.14%

State Representative Pos. 1

Choice	Party	Absentee Voting		Total	
Debra Lekanoff		30	100.00%	30	100.00%
	Cast Votes:	30	100.00%	30	100.00%
	Undervotes:	19		19	
	Overvotes:	0		0	
	Unresolved write-in votes:	3		3	

State Representative Pos. 2

Choice	Party	Absentee Voting		Total	
Alex Ramel		30	100.00%	30	100.00%
	Cast Votes:	30	100.00%	30	100.00%
	Undervotes:	19		19	
	Overvotes:	0		0	
	Unresolved write-in votes:	3		3	

Council Residency District 1

Choice	Party	Absentee Voting		Total	
Kari McVeigh		24	64.86%	24	64.86%
Stephanie O'Day		13	35.14%	13	35.14%
	Cast Votes:	37	100.00%	37	100.00%
	Undervotes:	15		15	
	Overvotes:	0		0	
	Unresolved write-in votes:	0		0	

Council Residency District 2

Choice	Party	Absentee Voting		Total	
Rick Hughes		22	59.46%	22	59.46%
Justin Paulsen		15	40.54%	15	40.54%
	Cast Votes:	37	100.00%	37	100.00%
	Undervotes:	15		15	
	Overvotes:	0		0	
	Unresolved write-in votes:	0		0	

Precinct Results Report

2024 General Election

Run Time 4:48 PM

Run Date 11/25/2024

San Juan County

2024 General Election

11/5/2024

Page 143

Official Results

Registered Voters

13141 of 15123 = 86.89%

Precincts Reporting

0 of 23 = 0.00%

28 Blakely & Outer Is

52 of 59 registered voters = 88.14%

Justice Position 2

Choice	Party	Absentee Voting		Total	
Sal Mungia		24	60.00%	24	60.00%
Dave Larson		16	40.00%	16	40.00%
Cast Votes:		40	100.00%	40	100.00%
Undervotes:		12		12	
Overvotes:		0		0	
Unresolved write-in votes:		0		0	

Justice Position 8

Choice	Party	Absentee Voting		Total	
Steve Gonzalez		28	100.00%	28	100.00%
Cast Votes:		28	100.00%	28	100.00%
Undervotes:		24		24	
Overvotes:		0		0	
Unresolved write-in votes:		0		0	

Justice Position 9

Choice	Party	Absentee Voting		Total	
Sheryl Gordon McCloud		28	100.00%	28	100.00%
Cast Votes:		28	100.00%	28	100.00%
Undervotes:		24		24	
Overvotes:		0		0	
Unresolved write-in votes:		0		0	

Division 1, District 3 - Judge Position 1

Choice	Party	Absentee Voting		Total	
Cecily C. Hazelrigg		28	100.00%	28	100.00%
Cast Votes:		28	100.00%	28	100.00%
Undervotes:		24		24	
Overvotes:		0		0	
Unresolved write-in votes:		0		0	

Precinct Results Report

2024 General Election

Run Time 4:48 PM

Run Date 11/25/2024

San Juan County

2024 General Election

11/5/2024

Page 144

Official Results

Registered Voters

13141 of 15123 = 86.89%

Precincts Reporting

0 of 23 = 0.00%

28 Blakely & Outer Is

52 of 59 registered voters = 88.14%

Superior Court Judge

Choice	Party	Absentee Voting		Total	
Kathryn C. Loring		29	100.00%	29	100.00%
	Cast Votes:	29	100.00%	29	100.00%
	Undervotes:	23		23	
	Overvotes:	0		0	
	Unresolved write-in votes:	0		0	

Precinct Results Report

2024 General Election

Run Time 4:48 PM

Run Date 11/25/2024

San Juan County

2024 General Election

11/5/2024

Page 145

Official Results

Registered Voters

13141 of 15123 = 86.89%

Precincts Reporting

0 of 23 = 0.00%

30 Lopez NW

225 of 260 registered voters = 86.54%

Initiative Measure No. 2066

Choice	Party	Absentee Voting		Total	
Yes		64	31.53%	64	31.53%
No		139	68.47%	139	68.47%
Cast Votes:		203	100.00%	203	100.00%
Undervotes:		22		22	
Overvotes:		0		0	
Unresolved write-in votes:		0		0	

Initiative Measure No. 2109

Choice	Party	Absentee Voting		Total	
Yes		41	19.34%	41	19.34%
No		171	80.66%	171	80.66%
Cast Votes:		212	100.00%	212	100.00%
Undervotes:		13		13	
Overvotes:		0		0	
Unresolved write-in votes:		0		0	

Initiative Measure No. 2117

Choice	Party	Absentee Voting		Total	
Yes		33	15.71%	33	15.71%
No		177	84.29%	177	84.29%
Cast Votes:		210	100.00%	210	100.00%
Undervotes:		15		15	
Overvotes:		0		0	
Unresolved write-in votes:		0		0	

Initiative Measure No. 2124

Choice	Party	Absentee Voting		Total	
Yes		49	23.56%	49	23.56%
No		159	76.44%	159	76.44%
Cast Votes:		208	100.00%	208	100.00%
Undervotes:		17		17	
Overvotes:		0		0	
Unresolved write-in votes:		0		0	

Precinct Results Report

2024 General Election

Run Time 4:48 PM

Run Date 11/25/2024

San Juan County

2024 General Election

11/5/2024

Page 146

Official Results

Registered Voters

13141 of 15123 = 86.89%

Precincts Reporting

0 of 23 = 0.00%

30 Lopez NW

225 of 260 registered voters = 86.54%

Proposition No. 1 - Extending Conservation Area Real Estate Excise Tax

Choice	Party	Absentee Voting		Total	
Yes		172	82.30%	172	82.30%
No		37	17.70%	37	17.70%
Cast Votes:		209	100.00%	209	100.00%
Undervotes:		16		16	
Overvotes:		0		0	
Unresolved write-in votes:		0		0	

United States President / Vice President

Choice	Party	Absentee Voting		Total	
Kamala D. Harris / Tim Walz		172	78.90%	172	78.90%
Donald J. Trump / JD Vance		31	14.22%	31	14.22%
Robert F. Kennedy Jr. / Nicole Shanahan		3	1.38%	3	1.38%
Jill Stein / Rudolph Ware		10	4.59%	10	4.59%
Claudia De la Cruz / Karina Garcia		1	0.46%	1	0.46%
Rachele Fruit / Dennis Richter		0	0.00%	0	0.00%
Joseph Kishore / Jerry White		0	0.00%	0	0.00%
Chase Oliver / Mike ter Maat		0	0.00%	0	0.00%
Cornel West / Melina Abdullah		1	0.46%	1	0.46%
Shiva Ayyadurai / Crystal Ellis		0	0.00%	0	0.00%
Cast Votes:		218	100.00%	218	100.00%
Undervotes:		5		5	
Overvotes:		2		2	
Unresolved write-in votes:		0		0	

Precinct Results Report

2024 General Election

Run Time 4:48 PM

Run Date 11/25/2024

San Juan County

2024 General Election

11/5/2024

Page 147

Official Results

Registered Voters

13141 of 15123 = 86.89%

Precincts Reporting

0 of 23 = 0.00%

30 Lopez NW

225 of 260 registered voters = 86.54%

U.S. Senator

Choice	Party	Absentee Voting		Total	
Maria Cantwell		176	84.21%	176	84.21%
Dr Raul Garcia		33	15.79%	33	15.79%
Cast Votes:		209	100.00%	209	100.00%
Undervotes:		15		15	
Overvotes:		0		0	
Unresolved write-in votes:		1		1	

Congressional District No. 2 - U.S. Representative

Choice	Party	Absentee Voting		Total	
Rick Larsen		177	85.92%	177	85.92%
Cody Hart		29	14.08%	29	14.08%
Cast Votes:		206	100.00%	206	100.00%
Undervotes:		11		11	
Overvotes:		0		0	
Unresolved write-in votes:		8		8	

Governor

Choice	Party	Absentee Voting		Total	
Bob Ferguson		182	84.65%	182	84.65%
Dave Reichert		33	15.35%	33	15.35%
Cast Votes:		215	100.00%	215	100.00%
Undervotes:		9		9	
Overvotes:		0		0	
Unresolved write-in votes:		1		1	

Lt. Governor

Choice	Party	Absentee Voting		Total	
Denny Heck		171	83.82%	171	83.82%
Dan Matthews		33	16.18%	33	16.18%
Cast Votes:		204	100.00%	204	100.00%
Undervotes:		21		21	
Overvotes:		0		0	
Unresolved write-in votes:		0		0	

Precinct Results Report

2024 General Election

Run Time 4:48 PM

Run Date 11/25/2024

San Juan County

2024 General Election

11/5/2024

Page 148

Official Results

Registered Voters

13141 of 15123 = 86.89%

Precincts Reporting

0 of 23 = 0.00%

30 Lopez NW

225 of 260 registered voters = 86.54%

Secretary of State

Choice	Party	Absentee Voting		Total	
Steve Hobbs		178	86.41%	178	86.41%
Dale Whitaker		28	13.59%	28	13.59%
	Cast Votes:	206	100.00%	206	100.00%
	Undervotes:	19		19	
	Overvotes:	0		0	
	Unresolved write-in votes:	0		0	

State Treasurer

Choice	Party	Absentee Voting		Total	
Mike Pellicciotti		176	85.44%	176	85.44%
Sharon Hanek		30	14.56%	30	14.56%
	Cast Votes:	206	100.00%	206	100.00%
	Undervotes:	19		19	
	Overvotes:	0		0	
	Unresolved write-in votes:	0		0	

State Auditor

Choice	Party	Absentee Voting		Total	
Pat (Patrice) McCarthy		173	84.39%	173	84.39%
Matt Hawkins		32	15.61%	32	15.61%
	Cast Votes:	205	100.00%	205	100.00%
	Undervotes:	20		20	
	Overvotes:	0		0	
	Unresolved write-in votes:	0		0	

Attorney General

Choice	Party	Absentee Voting		Total	
Pete Serrano		36	17.39%	36	17.39%
Nick Brown		171	82.61%	171	82.61%
	Cast Votes:	207	100.00%	207	100.00%
	Undervotes:	18		18	
	Overvotes:	0		0	
	Unresolved write-in votes:	0		0	

Precinct Results Report

2024 General Election

Run Time 4:48 PM

Run Date 11/25/2024

San Juan County

2024 General Election

11/5/2024

Page 149

Official Results

Registered Voters

13141 of 15123 = 86.89%

Precincts Reporting

0 of 23 = 0.00%

30 Lopez NW

225 of 260 registered voters = 86.54%

Commissioner of Public Lands

Choice	Party	Absentee Voting		Total	
Jaime Herrera Beutler		46	22.22%	46	22.22%
Dave Upthegrove		161	77.78%	161	77.78%
	Cast Votes:	207	100.00%	207	100.00%
	Undervotes:	18		18	
	Overvotes:	0		0	
	Unresolved write-in votes:	0		0	

Superintendent of Public Instruction

Choice	Party	Absentee Voting		Total	
Chris Reykdal		132	76.30%	132	76.30%
David Olson		41	23.70%	41	23.70%
	Cast Votes:	173	100.00%	173	100.00%
	Undervotes:	52		52	
	Overvotes:	0		0	
	Unresolved write-in votes:	0		0	

Insurance Commissioner

Choice	Party	Absentee Voting		Total	
Patty Kuderer		173	86.07%	173	86.07%
Phil Fortunato		28	13.93%	28	13.93%
	Cast Votes:	201	100.00%	201	100.00%
	Undervotes:	24		24	
	Overvotes:	0		0	
	Unresolved write-in votes:	0		0	

State Senator

Choice	Party	Absentee Voting		Total	
Elizabeth (Liz) Lovelett		175	86.21%	175	86.21%
Charles Carrell		28	13.79%	28	13.79%
	Cast Votes:	203	100.00%	203	100.00%
	Undervotes:	22		22	
	Overvotes:	0		0	
	Unresolved write-in votes:	0		0	

Precinct Results Report

2024 General Election

Run Time 4:48 PM

Run Date 11/25/2024

San Juan County

2024 General Election

11/5/2024

Page 150

Official Results

Registered Voters

13141 of 15123 = 86.89%

Precincts Reporting

0 of 23 = 0.00%

30 Lopez NW

225 of 260 registered voters = 86.54%

State Representative Pos. 1

Choice	Party	Absentee Voting		Total	
Debra Lekanoff		171	100.00%	171	100.00%
	Cast Votes:	171	100.00%	171	100.00%
	Undervotes:	51		51	
	Overvotes:	0		0	
	Unresolved write-in votes:	3		3	

State Representative Pos. 2

Choice	Party	Absentee Voting		Total	
Alex Ramel		168	100.00%	168	100.00%
	Cast Votes:	168	100.00%	168	100.00%
	Undervotes:	56		56	
	Overvotes:	0		0	
	Unresolved write-in votes:	1		1	

Council Residency District 1

Choice	Party	Absentee Voting		Total	
Kari McVeigh		129	67.54%	129	67.54%
Stephanie O'Day		62	32.46%	62	32.46%
	Cast Votes:	191	100.00%	191	100.00%
	Undervotes:	34		34	
	Overvotes:	0		0	
	Unresolved write-in votes:	0		0	

Council Residency District 2

Choice	Party	Absentee Voting		Total	
Rick Hughes		94	49.74%	94	49.74%
Justin Paulsen		95	50.26%	95	50.26%
	Cast Votes:	189	100.00%	189	100.00%
	Undervotes:	36		36	
	Overvotes:	0		0	
	Unresolved write-in votes:	0		0	

Precinct Results Report

2024 General Election

Run Time 4:48 PM

Run Date 11/25/2024

San Juan County

2024 General Election

11/5/2024

Page 151

Official Results

Registered Voters

13141 of 15123 = 86.89%

Precincts Reporting

0 of 23 = 0.00%

30 Lopez NW

225 of 260 registered voters = 86.54%

Justice Position 2

Choice	Party	Absentee Voting		Total	
Sal Mungia		122	68.93%	122	68.93%
Dave Larson		55	31.07%	55	31.07%
Cast Votes:		177	100.00%	177	100.00%
Undervotes:		48		48	
Overvotes:		0		0	
Unresolved write-in votes:		0		0	

Justice Position 8

Choice	Party	Absentee Voting		Total	
Steve Gonzalez		140	100.00%	140	100.00%
Cast Votes:		140	100.00%	140	100.00%
Undervotes:		83		83	
Overvotes:		0		0	
Unresolved write-in votes:		2		2	

Justice Position 9

Choice	Party	Absentee Voting		Total	
Sheryl Gordon McCloud		140	100.00%	140	100.00%
Cast Votes:		140	100.00%	140	100.00%
Undervotes:		85		85	
Overvotes:		0		0	
Unresolved write-in votes:		0		0	

Division 1, District 3 - Judge Position 1

Choice	Party	Absentee Voting		Total	
Cecily C. Hazelrigg		140	100.00%	140	100.00%
Cast Votes:		140	100.00%	140	100.00%
Undervotes:		85		85	
Overvotes:		0		0	
Unresolved write-in votes:		0		0	

Precinct Results Report

2024 General Election

Run Time 4:48 PM

Run Date 11/25/2024

San Juan County

2024 General Election

11/5/2024

Page 152

Official Results

Registered Voters

13141 of 15123 = 86.89%

Precincts Reporting

0 of 23 = 0.00%

30 Lopez NW

225 of 260 registered voters = 86.54%

Superior Court Judge

Choice	Party	Absentee Voting		Total	
Kathryn C. Loring		144	100.00%	144	100.00%
	Cast Votes:	144	100.00%	144	100.00%
	Undervotes:	80		80	
	Overvotes:	0		0	
	Unresolved write-in votes:	1		1	

Proposition No. 1 - Excess Property Tax Levy for 2025

Choice	Party	Absentee Voting		Total	
Yes		184	85.58%	184	85.58%
No		31	14.42%	31	14.42%
	Cast Votes:	215	100.00%	215	100.00%
	Undervotes:	10		10	
	Overvotes:	0		0	
	Unresolved write-in votes:	0		0	

Precinct Results Report

2024 General Election

Run Time 4:48 PM

Run Date 11/25/2024

San Juan County

2024 General Election

11/5/2024

Page 153

Official Results

Registered Voters

13141 of 15123 = 86.89%

Precincts Reporting

0 of 23 = 0.00%

31 Lopez North

966 of 1,079 registered voters = 89.53%

Initiative Measure No. 2066

Choice	Party	Absentee Voting		Total	
Yes		329	35.72%	329	35.72%
No		592	64.28%	592	64.28%
Cast Votes:		921	100.00%	921	100.00%
Undervotes:		45		45	
Overvotes:		0		0	
Unresolved write-in votes:		0		0	

Initiative Measure No. 2109

Choice	Party	Absentee Voting		Total	
Yes		248	26.47%	248	26.47%
No		689	73.53%	689	73.53%
Cast Votes:		937	100.00%	937	100.00%
Undervotes:		29		29	
Overvotes:		0		0	
Unresolved write-in votes:		0		0	

Initiative Measure No. 2117

Choice	Party	Absentee Voting		Total	
Yes		245	26.43%	245	26.43%
No		682	73.57%	682	73.57%
Cast Votes:		927	100.00%	927	100.00%
Undervotes:		39		39	
Overvotes:		0		0	
Unresolved write-in votes:		0		0	

Initiative Measure No. 2124

Choice	Party	Absentee Voting		Total	
Yes		258	28.17%	258	28.17%
No		658	71.83%	658	71.83%
Cast Votes:		916	100.00%	916	100.00%
Undervotes:		50		50	
Overvotes:		0		0	
Unresolved write-in votes:		0		0	

Precinct Results Report

2024 General Election

Run Time 4:48 PM

Run Date 11/25/2024

San Juan County

2024 General Election

11/5/2024

Page 154

Official Results

Registered Voters

13141 of 15123 = 86.89%

Precincts Reporting

0 of 23 = 0.00%

31 Lopez North

966 of 1,079 registered voters = 89.53%

Proposition No. 1 - Extending Conservation Area Real Estate Excise Tax

Choice	Party	Absentee Voting		Total	
Yes		659	70.94%	659	70.94%
No		270	29.06%	270	29.06%
Cast Votes:		929	100.00%	929	100.00%
Undervotes:		37		37	
Overvotes:		0		0	
Unresolved write-in votes:		0		0	

United States President / Vice President

Choice	Party	Absentee Voting		Total	
Kamala D. Harris / Tim Walz		697	73.60%	697	73.60%
Donald J. Trump / JD Vance		213	22.49%	213	22.49%
Robert F. Kennedy Jr. / Nicole Shanahan		17	1.80%	17	1.80%
Jill Stein / Rudolph Ware		17	1.80%	17	1.80%
Claudia De la Cruz / Karina Garcia		0	0.00%	0	0.00%
Rachele Fruit / Dennis Richter		0	0.00%	0	0.00%
Joseph Kishore / Jerry White		0	0.00%	0	0.00%
Chase Oliver / Mike ter Maat		2	0.21%	2	0.21%
Cornel West / Melina Abdullah		1	0.11%	1	0.11%
Shiva Ayyadurai / Crystal Ellis		0	0.00%	0	0.00%
Cast Votes:		947	100.00%	947	100.00%
Undervotes:		12		12	
Overvotes:		1		1	
Unresolved write-in votes:		6		6	

Precinct Results Report

2024 General Election

Run Time 4:48 PM

Run Date 11/25/2024

San Juan County

2024 General Election

11/5/2024

Page 155

Official Results

Registered Voters

13141 of 15123 = 86.89%

Precincts Reporting

0 of 23 = 0.00%

31 Lopez North

966 of 1,079 registered voters = 89.53%

U.S. Senator

Choice	Party	Absentee Voting		Total	
Maria Cantwell		693	73.33%	693	73.33%
Dr Raul Garcia		252	26.67%	252	26.67%
Cast Votes:		945	100.00%	945	100.00%
Undervotes:		18		18	
Overvotes:		0		0	
Unresolved write-in votes:		3		3	

Congressional District No. 2 - U.S. Representative

Choice	Party	Absentee Voting		Total	
Rick Larsen		717	77.18%	717	77.18%
Cody Hart		212	22.82%	212	22.82%
Cast Votes:		929	100.00%	929	100.00%
Undervotes:		29		29	
Overvotes:		0		0	
Unresolved write-in votes:		8		8	

Governor

Choice	Party	Absentee Voting		Total	
Bob Ferguson		683	71.82%	683	71.82%
Dave Reichert		268	28.18%	268	28.18%
Cast Votes:		951	100.00%	951	100.00%
Undervotes:		14		14	
Overvotes:		0		0	
Unresolved write-in votes:		1		1	

Lt. Governor

Choice	Party	Absentee Voting		Total	
Denny Heck		663	71.29%	663	71.29%
Dan Matthews		267	28.71%	267	28.71%
Cast Votes:		930	100.00%	930	100.00%
Undervotes:		33		33	
Overvotes:		0		0	
Unresolved write-in votes:		3		3	

Precinct Results Report

2024 General Election

Run Time 4:48 PM

Run Date 11/25/2024

San Juan County

2024 General Election

11/5/2024

Page 156

Official Results

Registered Voters

13141 of 15123 = 86.89%

Precincts Reporting

0 of 23 = 0.00%

31 Lopez North

966 of 1,079 registered voters = 89.53%

Secretary of State

Choice	Party	Absentee Voting		Total	
Steve Hobbs		702	75.57%	702	75.57%
Dale Whitaker		227	24.43%	227	24.43%
Cast Votes:		929	100.00%	929	100.00%
Undervotes:		36		36	
Overvotes:		0		0	
Unresolved write-in votes:		1		1	

State Treasurer

Choice	Party	Absentee Voting		Total	
Mike Pellicciotti		677	73.67%	677	73.67%
Sharon Hanek		242	26.33%	242	26.33%
Cast Votes:		919	100.00%	919	100.00%
Undervotes:		44		44	
Overvotes:		0		0	
Unresolved write-in votes:		3		3	

State Auditor

Choice	Party	Absentee Voting		Total	
Pat (Patrice) McCarthy		676	73.88%	676	73.88%
Matt Hawkins		239	26.12%	239	26.12%
Cast Votes:		915	100.00%	915	100.00%
Undervotes:		47		47	
Overvotes:		0		0	
Unresolved write-in votes:		4		4	

Attorney General

Choice	Party	Absentee Voting		Total	
Pete Serrano		258	27.74%	258	27.74%
Nick Brown		672	72.26%	672	72.26%
Cast Votes:		930	100.00%	930	100.00%
Undervotes:		35		35	
Overvotes:		0		0	
Unresolved write-in votes:		1		1	

Precinct Results Report

2024 General Election

Run Time 4:48 PM

Run Date 11/25/2024

San Juan County

2024 General Election

11/5/2024

Page 157

Official Results

Registered Voters

13141 of 15123 = 86.89%

Precincts Reporting

0 of 23 = 0.00%

31 Lopez North

966 of 1,079 registered voters = 89.53%

Commissioner of Public Lands

Choice	Party	Absentee Voting		Total	
Jaime Herrera Beutler		276	30.00%	276	30.00%
Dave Upthegrove		644	70.00%	644	70.00%
	Cast Votes:	920	100.00%	920	100.00%
	Undervotes:	44		44	
	Overvotes:	0		0	
	Unresolved write-in votes:	2		2	

Superintendent of Public Instruction

Choice	Party	Absentee Voting		Total	
Chris Reykdal		526	66.58%	526	66.58%
David Olson		264	33.42%	264	33.42%
	Cast Votes:	790	100.00%	790	100.00%
	Undervotes:	167		167	
	Overvotes:	0		0	
	Unresolved write-in votes:	9		9	

Insurance Commissioner

Choice	Party	Absentee Voting		Total	
Patty Kuderer		658	72.55%	658	72.55%
Phil Fortunato		249	27.45%	249	27.45%
	Cast Votes:	907	100.00%	907	100.00%
	Undervotes:	58		58	
	Overvotes:	0		0	
	Unresolved write-in votes:	1		1	

State Senator

Choice	Party	Absentee Voting		Total	
Elizabeth (Liz) Lovelett		691	74.78%	691	74.78%
Charles Carrell		233	25.22%	233	25.22%
	Cast Votes:	924	100.00%	924	100.00%
	Undervotes:	39		39	
	Overvotes:	0		0	
	Unresolved write-in votes:	3		3	

Precinct Results Report

2024 General Election

Run Time 4:48 PM

Run Date 11/25/2024

San Juan County

2024 General Election

11/5/2024

Page 158

Official Results

Registered Voters

13141 of 15123 = 86.89%

Precincts Reporting

0 of 23 = 0.00%

31 Lopez North

966 of 1,079 registered voters = 89.53%

State Representative Pos. 1

Choice	Party	Absentee Voting		Total	
Debra Lekanoff		697	100.00%	697	100.00%
	Cast Votes:	697	100.00%	697	100.00%
	Undervotes:	251		251	
	Overvotes:	0		0	
	Unresolved write-in votes:	18		18	

State Representative Pos. 2

Choice	Party	Absentee Voting		Total	
Alex Ramel		685	100.00%	685	100.00%
	Cast Votes:	685	100.00%	685	100.00%
	Undervotes:	264		264	
	Overvotes:	0		0	
	Unresolved write-in votes:	17		17	

Council Residency District 1

Choice	Party	Absentee Voting		Total	
Kari McVeigh		522	65.01%	522	65.01%
Stephanie O'Day		281	34.99%	281	34.99%
	Cast Votes:	803	100.00%	803	100.00%
	Undervotes:	153		153	
	Overvotes:	0		0	
	Unresolved write-in votes:	10		10	

Council Residency District 2

Choice	Party	Absentee Voting		Total	
Rick Hughes		353	45.61%	353	45.61%
Justin Paulsen		421	54.39%	421	54.39%
	Cast Votes:	774	100.00%	774	100.00%
	Undervotes:	183		183	
	Overvotes:	0		0	
	Unresolved write-in votes:	9		9	

Precinct Results Report

2024 General Election

Run Time 4:48 PM

Run Date 11/25/2024

San Juan County

2024 General Election

11/5/2024

Page 159

Official Results

Registered Voters

13141 of 15123 = 86.89%

Precincts Reporting

0 of 23 = 0.00%

31 Lopez North

966 of 1,079 registered voters = 89.53%

Justice Position 2

Choice	Party	Absentee Voting		Total	
Sal Mungia		514	65.98%	514	65.98%
Dave Larson		265	34.02%	265	34.02%
Cast Votes:		779	100.00%	779	100.00%
Undervotes:		182		182	
Overvotes:		0		0	
Unresolved write-in votes:		5		5	

Justice Position 8

Choice	Party	Absentee Voting		Total	
Steve Gonzalez		569	100.00%	569	100.00%
Cast Votes:		569	100.00%	569	100.00%
Undervotes:		383		383	
Overvotes:		0		0	
Unresolved write-in votes:		14		14	

Justice Position 9

Choice	Party	Absentee Voting		Total	
Sheryl Gordon McCloud		563	100.00%	563	100.00%
Cast Votes:		563	100.00%	563	100.00%
Undervotes:		393		393	
Overvotes:		0		0	
Unresolved write-in votes:		10		10	

Division 1, District 3 - Judge Position 1

Choice	Party	Absentee Voting		Total	
Cecily C. Hazelrigg		584	100.00%	584	100.00%
Cast Votes:		584	100.00%	584	100.00%
Undervotes:		371		371	
Overvotes:		0		0	
Unresolved write-in votes:		11		11	

Precinct Results Report

2024 General Election

Run Time 4:48 PM

Run Date 11/25/2024

San Juan County

2024 General Election

11/5/2024

Page 160

Official Results

Registered Voters

13141 of 15123 = 86.89%

Precincts Reporting

0 of 23 = 0.00%

31 Lopez North

966 of 1,079 registered voters = 89.53%

Superior Court Judge

Choice	Party	Absentee Voting		Total	
Kathryn C. Loring		573	100.00%	573	100.00%
	Cast Votes:	573	100.00%	573	100.00%
	Undervotes:	380		380	
	Overvotes:	0		0	
	Unresolved write-in votes:	13		13	

Proposition No. 1 - Excess Property Tax Levy for 2025

Choice	Party	Absentee Voting		Total	
Yes		725	78.04%	725	78.04%
No		204	21.96%	204	21.96%
	Cast Votes:	929	100.00%	929	100.00%
	Undervotes:	37		37	
	Overvotes:	0		0	
	Unresolved write-in votes:	0		0	

Precinct Results Report

2024 General Election

Run Time 4:48 PM

Run Date 11/25/2024

San Juan County

2024 General Election

11/5/2024

Page 161

Official Results

Registered Voters

13141 of 15123 = 86.89%

Precincts Reporting

0 of 23 = 0.00%

32 Lopez South

901 of 1,028 registered voters = 87.65%

Initiative Measure No. 2066

Choice	Party	Absentee Voting		Total	
Yes		277	32.98%	277	32.98%
No		563	67.02%	563	67.02%
Cast Votes:		840	100.00%	840	100.00%
Undervotes:		61		61	
Overvotes:		0		0	
Unresolved write-in votes:		0		0	

Initiative Measure No. 2109

Choice	Party	Absentee Voting		Total	
Yes		176	20.25%	176	20.25%
No		693	79.75%	693	79.75%
Cast Votes:		869	100.00%	869	100.00%
Undervotes:		32		32	
Overvotes:		0		0	
Unresolved write-in votes:		0		0	

Initiative Measure No. 2117

Choice	Party	Absentee Voting		Total	
Yes		178	20.82%	178	20.82%
No		677	79.18%	677	79.18%
Cast Votes:		855	100.00%	855	100.00%
Undervotes:		46		46	
Overvotes:		0		0	
Unresolved write-in votes:		0		0	

Initiative Measure No. 2124

Choice	Party	Absentee Voting		Total	
Yes		194	23.32%	194	23.32%
No		638	76.68%	638	76.68%
Cast Votes:		832	100.00%	832	100.00%
Undervotes:		69		69	
Overvotes:		0		0	
Unresolved write-in votes:		0		0	

Precinct Results Report

2024 General Election

Run Time 4:48 PM

Run Date 11/25/2024

San Juan County

2024 General Election

11/5/2024

Page 162

Official Results

Registered Voters

13141 of 15123 = 86.89%

Precincts Reporting

0 of 23 = 0.00%

32 Lopez South

901 of 1,028 registered voters = 87.65%

Proposition No. 1 - Extending Conservation Area Real Estate Excise Tax

Choice	Party	Absentee Voting		Total	
Yes		634	73.04%	634	73.04%
No		234	26.96%	234	26.96%
Cast Votes:		868	100.00%	868	100.00%
Undervotes:		33		33	
Overvotes:		0		0	
Unresolved write-in votes:		0		0	

United States President / Vice President

Choice	Party	Absentee Voting		Total	
Kamala D. Harris / Tim Walz		677	76.41%	677	76.41%
Donald J. Trump / JD Vance		166	18.74%	166	18.74%
Robert F. Kennedy Jr. / Nicole Shanahan		11	1.24%	11	1.24%
Jill Stein / Rudolph Ware		25	2.82%	25	2.82%
Claudia De la Cruz / Karina Garcia		5	0.56%	5	0.56%
Rachele Fruit / Dennis Richter		0	0.00%	0	0.00%
Joseph Kishore / Jerry White		0	0.00%	0	0.00%
Chase Oliver / Mike ter Maat		1	0.11%	1	0.11%
Cornel West / Melina Abdullah		1	0.11%	1	0.11%
Shiva Ayyadurai / Crystal Ellis		0	0.00%	0	0.00%
Cast Votes:		886	100.00%	886	100.00%
Undervotes:		10		10	
Overvotes:		0		0	
Unresolved write-in votes:		5		5	

Precinct Results Report

2024 General Election

Run Time 4:48 PM

Run Date 11/25/2024

San Juan County

2024 General Election

11/5/2024

Page 163

Official Results

Registered Voters

13141 of 15123 = 86.89%

Precincts Reporting

0 of 23 = 0.00%

32 Lopez South

901 of 1,028 registered voters = 87.65%

U.S. Senator

Choice	Party	Absentee Voting		Total	
Maria Cantwell		678	78.56%	678	78.56%
Dr Raul Garcia		185	21.44%	185	21.44%
Cast Votes:		863	100.00%	863	100.00%
Undervotes:		34		34	
Overvotes:		0		0	
Unresolved write-in votes:		4		4	

Congressional District No. 2 - U.S. Representative

Choice	Party	Absentee Voting		Total	
Rick Larsen		680	80.38%	680	80.38%
Cody Hart		166	19.62%	166	19.62%
Cast Votes:		846	100.00%	846	100.00%
Undervotes:		41		41	
Overvotes:		0		0	
Unresolved write-in votes:		14		14	

Governor

Choice	Party	Absentee Voting		Total	
Bob Ferguson		681	78.19%	681	78.19%
Dave Reichert		190	21.81%	190	21.81%
Cast Votes:		871	100.00%	871	100.00%
Undervotes:		28		28	
Overvotes:		0		0	
Unresolved write-in votes:		2		2	

Lt. Governor

Choice	Party	Absentee Voting		Total	
Denny Heck		661	77.76%	661	77.76%
Dan Matthews		189	22.24%	189	22.24%
Cast Votes:		850	100.00%	850	100.00%
Undervotes:		51		51	
Overvotes:		0		0	
Unresolved write-in votes:		0		0	

Precinct Results Report

2024 General Election

Run Time 4:48 PM

Run Date 11/25/2024

San Juan County

2024 General Election

11/5/2024

Page 164

Official Results

Registered Voters

13141 of 15123 = 86.89%

Precincts Reporting

0 of 23 = 0.00%

32 Lopez South

901 of 1,028 registered voters = 87.65%

Secretary of State

Choice	Party	Absentee Voting		Total	
Steve Hobbs		670	79.48%	670	79.48%
Dale Whitaker		173	20.52%	173	20.52%
Cast Votes:		843	100.00%	843	100.00%
Undervotes:		58		58	
Overvotes:		0		0	
Unresolved write-in votes:		0		0	

State Treasurer

Choice	Party	Absentee Voting		Total	
Mike Pellicciotti		649	77.45%	649	77.45%
Sharon Hanek		189	22.55%	189	22.55%
Cast Votes:		838	100.00%	838	100.00%
Undervotes:		63		63	
Overvotes:		0		0	
Unresolved write-in votes:		0		0	

State Auditor

Choice	Party	Absentee Voting		Total	
Pat (Patrice) McCarthy		649	78.19%	649	78.19%
Matt Hawkins		181	21.81%	181	21.81%
Cast Votes:		830	100.00%	830	100.00%
Undervotes:		71		71	
Overvotes:		0		0	
Unresolved write-in votes:		0		0	

Attorney General

Choice	Party	Absentee Voting		Total	
Pete Serrano		190	22.62%	190	22.62%
Nick Brown		650	77.38%	650	77.38%
Cast Votes:		840	100.00%	840	100.00%
Undervotes:		61		61	
Overvotes:		0		0	
Unresolved write-in votes:		0		0	

Precinct Results Report

2024 General Election

Run Time 4:48 PM

Run Date 11/25/2024

San Juan County

2024 General Election

11/5/2024

Page 165

Official Results

Registered Voters

13141 of 15123 = 86.89%

Precincts Reporting

0 of 23 = 0.00%

32 Lopez South

901 of 1,028 registered voters = 87.65%

Commissioner of Public Lands

Choice	Party	Absentee Voting		Total	
Jaime Herrera Beutler		202	24.16%	202	24.16%
Dave Upthegrove		634	75.84%	634	75.84%
	Cast Votes:	836	100.00%	836	100.00%
	Undervotes:	64		64	
	Overvotes:	0		0	
	Unresolved write-in votes:	1		1	

Superintendent of Public Instruction

Choice	Party	Absentee Voting		Total	
Chris Reykdal		525	73.22%	525	73.22%
David Olson		192	26.78%	192	26.78%
	Cast Votes:	717	100.00%	717	100.00%
	Undervotes:	180		180	
	Overvotes:	1		1	
	Unresolved write-in votes:	3		3	

Insurance Commissioner

Choice	Party	Absentee Voting		Total	
Patty Kuderer		650	78.13%	650	78.13%
Phil Fortunato		182	21.88%	182	21.88%
	Cast Votes:	832	100.00%	832	100.00%
	Undervotes:	69		69	
	Overvotes:	0		0	
	Unresolved write-in votes:	0		0	

State Senator

Choice	Party	Absentee Voting		Total	
Elizabeth (Liz) Lovelett		674	79.67%	674	79.67%
Charles Carrell		172	20.33%	172	20.33%
	Cast Votes:	846	100.00%	846	100.00%
	Undervotes:	53		53	
	Overvotes:	0		0	
	Unresolved write-in votes:	2		2	

Precinct Results Report

2024 General Election

Run Time 4:48 PM

Run Date 11/25/2024

San Juan County

2024 General Election

11/5/2024

Page 166

Official Results

Registered Voters

13141 of 15123 = 86.89%

Precincts Reporting

0 of 23 = 0.00%

32 Lopez South

901 of 1,028 registered voters = 87.65%

State Representative Pos. 1

Choice	Party	Absentee Voting		Total	
Debra Lekanoff		646	100.00%	646	100.00%
	Cast Votes:	646	100.00%	646	100.00%
	Undervotes:	234		234	
	Overvotes:	0		0	
	Unresolved write-in votes:	21		21	

State Representative Pos. 2

Choice	Party	Absentee Voting		Total	
Alex Ramel		632	100.00%	632	100.00%
	Cast Votes:	632	100.00%	632	100.00%
	Undervotes:	245		245	
	Overvotes:	0		0	
	Unresolved write-in votes:	24		24	

Council Residency District 1

Choice	Party	Absentee Voting		Total	
Kari McVeigh		518	69.25%	518	69.25%
Stephanie O'Day		230	30.75%	230	30.75%
	Cast Votes:	748	100.00%	748	100.00%
	Undervotes:	149		149	
	Overvotes:	0		0	
	Unresolved write-in votes:	4		4	

Council Residency District 2

Choice	Party	Absentee Voting		Total	
Rick Hughes		321	45.34%	321	45.34%
Justin Paulsen		387	54.66%	387	54.66%
	Cast Votes:	708	100.00%	708	100.00%
	Undervotes:	191		191	
	Overvotes:	0		0	
	Unresolved write-in votes:	2		2	

Precinct Results Report

2024 General Election

Run Time 4:48 PM

Run Date 11/25/2024

San Juan County

2024 General Election

11/5/2024

Page 167

Official Results

Registered Voters

13141 of 15123 = 86.89%

Precincts Reporting

0 of 23 = 0.00%

32 Lopez South

901 of 1,028 registered voters = 87.65%

Justice Position 2

Choice	Party	Absentee Voting		Total	
Sal Mungia		502	72.86%	502	72.86%
Dave Larson		187	27.14%	187	27.14%
Cast Votes:		689	100.00%	689	100.00%
Undervotes:		210		210	
Overvotes:		0		0	
Unresolved write-in votes:		2		2	

Justice Position 8

Choice	Party	Absentee Voting		Total	
Steve Gonzalez		479	100.00%	479	100.00%
Cast Votes:		479	100.00%	479	100.00%
Undervotes:		413		413	
Overvotes:		0		0	
Unresolved write-in votes:		9		9	

Justice Position 9

Choice	Party	Absentee Voting		Total	
Sheryl Gordon McCloud		480	100.00%	480	100.00%
Cast Votes:		480	100.00%	480	100.00%
Undervotes:		412		412	
Overvotes:		0		0	
Unresolved write-in votes:		9		9	

Division 1, District 3 - Judge Position 1

Choice	Party	Absentee Voting		Total	
Cecily C. Hazelrigg		478	100.00%	478	100.00%
Cast Votes:		478	100.00%	478	100.00%
Undervotes:		411		411	
Overvotes:		0		0	
Unresolved write-in votes:		12		12	

Precinct Results Report

2024 General Election

Run Time 4:48 PM

Run Date 11/25/2024

San Juan County

2024 General Election

11/5/2024

Page 168

Official Results

Registered Voters

13141 of 15123 = 86.89%

Precincts Reporting

0 of 23 = 0.00%

32 Lopez South

901 of 1,028 registered voters = 87.65%

Superior Court Judge

Choice	Party	Absentee Voting		Total	
Kathryn C. Loring		478	100.00%	478	100.00%
	Cast Votes:	478	100.00%	478	100.00%
	Undervotes:	410		410	
	Overvotes:	0		0	
	Unresolved write-in votes:	13		13	

Proposition No. 1 - Excess Property Tax Levy for 2025

Choice	Party	Absentee Voting		Total	
Yes		672	79.72%	672	79.72%
No		171	20.28%	171	20.28%
	Cast Votes:	843	100.00%	843	100.00%
	Undervotes:	58		58	
	Overvotes:	0		0	
	Unresolved write-in votes:	0		0	

Precinct Results Report

2024 General Election

Run Time 4:48 PM

Run Date 11/25/2024

San Juan County

2024 General Election

11/5/2024

Page 169

Official Results

Registered Voters

13141 of 15123 = 86.89%

Precincts Reporting

0 of 23 = 0.00%

33 Decatur & Outer Is

130 of 147 registered voters = 88.44%

Initiative Measure No. 2066

Choice	Party	Absentee Voting		Total	
Yes		56	44.80%	56	44.80%
No		69	55.20%	69	55.20%
Cast Votes:		125	100.00%	125	100.00%
Undervotes:		5		5	
Overvotes:		0		0	
Unresolved write-in votes:		0		0	

Initiative Measure No. 2109

Choice	Party	Absentee Voting		Total	
Yes		44	34.38%	44	34.38%
No		84	65.63%	84	65.63%
Cast Votes:		128	100.00%	128	100.00%
Undervotes:		2		2	
Overvotes:		0		0	
Unresolved write-in votes:		0		0	

Initiative Measure No. 2117

Choice	Party	Absentee Voting		Total	
Yes		40	31.75%	40	31.75%
No		86	68.25%	86	68.25%
Cast Votes:		126	100.00%	126	100.00%
Undervotes:		4		4	
Overvotes:		0		0	
Unresolved write-in votes:		0		0	

Initiative Measre No. 2124

Choice	Party	Absentee Voting		Total	
Yes		39	32.50%	39	32.50%
No		81	67.50%	81	67.50%
Cast Votes:		120	100.00%	120	100.00%
Undervotes:		10		10	
Overvotes:		0		0	
Unresolved write-in votes:		0		0	

Precinct Results Report

2024 General Election

Run Time 4:48 PM

Run Date 11/25/2024

San Juan County

2024 General Election

11/5/2024

Page 170

Official Results

Registered Voters

13141 of 15123 = 86.89%

Precincts Reporting

0 of 23 = 0.00%

33 Decatur & Outer Is

130 of 147 registered voters = 88.44%

Proposition No. 1 - Extending Conservation Area Real Estate Excise Tax

Choice	Party	Absentee Voting		Total	
Yes		73	58.40%	73	58.40%
No		52	41.60%	52	41.60%
Cast Votes:		125	100.00%	125	100.00%
Undervotes:		5		5	
Overvotes:		0		0	
Unresolved write-in votes:		0		0	

United States President / Vice President

Choice	Party	Absentee Voting		Total	
Kamala D. Harris / Tim Walz		93	72.09%	93	72.09%
Donald J. Trump / JD Vance		35	27.13%	35	27.13%
Robert F. Kennedy Jr. / Nicole Shanahan		1	0.78%	1	0.78%
Jill Stein / Rudolph Ware		0	0.00%	0	0.00%
Claudia De la Cruz / Karina Garcia		0	0.00%	0	0.00%
Rachele Fruit / Dennis Richter		0	0.00%	0	0.00%
Joseph Kishore / Jerry White		0	0.00%	0	0.00%
Chase Oliver / Mike ter Maat		0	0.00%	0	0.00%
Cornel West / Melina Abdullah		0	0.00%	0	0.00%
Shiva Ayyadurai / Crystal Ellis		0	0.00%	0	0.00%
Cast Votes:		129	100.00%	129	100.00%
Undervotes:		1		1	
Overvotes:		0		0	
Unresolved write-in votes:		0		0	

Precinct Results Report

2024 General Election

Run Time 4:48 PM

Run Date 11/25/2024

San Juan County

2024 General Election

11/5/2024

Page 171

Official Results

Registered Voters

13141 of 15123 = 86.89%

Precincts Reporting

0 of 23 = 0.00%

33 Decatur & Outer Is

130 of 147 registered voters = 88.44%

U.S. Senator

Choice	Party	Absentee Voting		Total	
Maria Cantwell		89	69.53%	89	69.53%
Dr Raul Garcia		39	30.47%	39	30.47%
	Cast Votes:	128	100.00%	128	100.00%
	Undervotes:	2		2	
	Overvotes:	0		0	
	Unresolved write-in votes:	0		0	

Congressional District No. 2 - U.S. Representative

Choice	Party	Absentee Voting		Total	
Rick Larsen		95	74.80%	95	74.80%
Cody Hart		32	25.20%	32	25.20%
	Cast Votes:	127	100.00%	127	100.00%
	Undervotes:	3		3	
	Overvotes:	0		0	
	Unresolved write-in votes:	0		0	

Governor

Choice	Party	Absentee Voting		Total	
Bob Ferguson		83	65.35%	83	65.35%
Dave Reichert		44	34.65%	44	34.65%
	Cast Votes:	127	100.00%	127	100.00%
	Undervotes:	3		3	
	Overvotes:	0		0	
	Unresolved write-in votes:	0		0	

Lt. Governor

Choice	Party	Absentee Voting		Total	
Denny Heck		83	65.35%	83	65.35%
Dan Matthews		44	34.65%	44	34.65%
	Cast Votes:	127	100.00%	127	100.00%
	Undervotes:	3		3	
	Overvotes:	0		0	
	Unresolved write-in votes:	0		0	

Precinct Results Report

2024 General Election

Run Time 4:48 PM

Run Date 11/25/2024

San Juan County

2024 General Election

11/5/2024

Page 172

Official Results

Registered Voters

13141 of 15123 = 86.89%

Precincts Reporting

0 of 23 = 0.00%

33 Decatur & Outer Is

130 of 147 registered voters = 88.44%

Secretary of State

Choice	Party	Absentee Voting		Total	
Steve Hobbs		85	67.46%	85	67.46%
Dale Whitaker		41	32.54%	41	32.54%
	Cast Votes:	126	100.00%	126	100.00%
	Undervotes:	4		4	
	Overvotes:	0		0	
	Unresolved write-in votes:	0		0	

State Treasurer

Choice	Party	Absentee Voting		Total	
Mike Pellicciotti		82	66.13%	82	66.13%
Sharon Hanek		42	33.87%	42	33.87%
	Cast Votes:	124	100.00%	124	100.00%
	Undervotes:	6		6	
	Overvotes:	0		0	
	Unresolved write-in votes:	0		0	

State Auditor

Choice	Party	Absentee Voting		Total	
Pat (Patrice) McCarthy		81	66.39%	81	66.39%
Matt Hawkins		41	33.61%	41	33.61%
	Cast Votes:	122	100.00%	122	100.00%
	Undervotes:	8		8	
	Overvotes:	0		0	
	Unresolved write-in votes:	0		0	

Attorney General

Choice	Party	Absentee Voting		Total	
Pete Serrano		44	35.20%	44	35.20%
Nick Brown		81	64.80%	81	64.80%
	Cast Votes:	125	100.00%	125	100.00%
	Undervotes:	5		5	
	Overvotes:	0		0	
	Unresolved write-in votes:	0		0	

Precinct Results Report

2024 General Election

Run Time 4:48 PM

Run Date 11/25/2024

San Juan County

2024 General Election

11/5/2024

Page 173

Official Results

Registered Voters

13141 of 15123 = 86.89%

Precincts Reporting

0 of 23 = 0.00%

33 Decatur & Outer Is

130 of 147 registered voters = 88.44%

Commissioner of Public Lands

Choice	Party	Absentee Voting		Total	
Jaime Herrera Beutler		44	35.48%	44	35.48%
Dave Upthegrove		80	64.52%	80	64.52%
	Cast Votes:	124	100.00%	124	100.00%
	Undervotes:	6		6	
	Overvotes:	0		0	
	Unresolved write-in votes:	0		0	

Superintendent of Public Instruction

Choice	Party	Absentee Voting		Total	
Chris Reykdal		57	61.29%	57	61.29%
David Olson		36	38.71%	36	38.71%
	Cast Votes:	93	100.00%	93	100.00%
	Undervotes:	35		35	
	Overvotes:	0		0	
	Unresolved write-in votes:	2		2	

Insurance Commissioner

Choice	Party	Absentee Voting		Total	
Patty Kuderer		79	64.75%	79	64.75%
Phil Fortunato		43	35.25%	43	35.25%
	Cast Votes:	122	100.00%	122	100.00%
	Undervotes:	8		8	
	Overvotes:	0		0	
	Unresolved write-in votes:	0		0	

State Senator

Choice	Party	Absentee Voting		Total	
Elizabeth (Liz) Lovelett		80	65.57%	80	65.57%
Charles Carrell		42	34.43%	42	34.43%
	Cast Votes:	122	100.00%	122	100.00%
	Undervotes:	8		8	
	Overvotes:	0		0	
	Unresolved write-in votes:	0		0	

Precinct Results Report

2024 General Election

Run Time 4:48 PM

Run Date 11/25/2024

San Juan County

2024 General Election

11/5/2024

Page 174

Official Results

Registered Voters

13141 of 15123 = 86.89%

Precincts Reporting

0 of 23 = 0.00%

33 Decatur & Outer Is

130 of 147 registered voters = 88.44%

State Representative Pos. 1

Choice	Party	Absentee Voting		Total	
Debra Lekanoff		86	100.00%	86	100.00%
	Cast Votes:	86	100.00%	86	100.00%
	Undervotes:	41		41	
	Overvotes:	0		0	
	Unresolved write-in votes:	3		3	

State Representative Pos. 2

Choice	Party	Absentee Voting		Total	
Alex Ramel		82	100.00%	82	100.00%
	Cast Votes:	82	100.00%	82	100.00%
	Undervotes:	45		45	
	Overvotes:	0		0	
	Unresolved write-in votes:	3		3	

Council Residency District 1

Choice	Party	Absentee Voting		Total	
Kari McVeigh		40	39.22%	40	39.22%
Stephanie O'Day		62	60.78%	62	60.78%
	Cast Votes:	102	100.00%	102	100.00%
	Undervotes:	26		26	
	Overvotes:	0		0	
	Unresolved write-in votes:	2		2	

Council Residency District 2

Choice	Party	Absentee Voting		Total	
Rick Hughes		44	47.31%	44	47.31%
Justin Paulsen		49	52.69%	49	52.69%
	Cast Votes:	93	100.00%	93	100.00%
	Undervotes:	35		35	
	Overvotes:	0		0	
	Unresolved write-in votes:	2		2	

Precinct Results Report

2024 General Election

Run Time 4:48 PM

Run Date 11/25/2024

San Juan County

2024 General Election

11/5/2024

Page 175

Official Results

Registered Voters

13141 of 15123 = 86.89%

Precincts Reporting

0 of 23 = 0.00%

33 Decatur & Outer Is

130 of 147 registered voters = 88.44%

Justice Position 2

Choice	Party	Absentee Voting		Total	
Sal Mungia		69	71.13%	69	71.13%
Dave Larson		28	28.87%	28	28.87%
Cast Votes:		97	100.00%	97	100.00%
Undervotes:		31		31	
Overvotes:		0		0	
Unresolved write-in votes:		2		2	

Justice Position 8

Choice	Party	Absentee Voting		Total	
Steve Gonzalez		72	100.00%	72	100.00%
Cast Votes:		72	100.00%	72	100.00%
Undervotes:		56		56	
Overvotes:		0		0	
Unresolved write-in votes:		2		2	

Justice Position 9

Choice	Party	Absentee Voting		Total	
Sheryl Gordon McCloud		68	100.00%	68	100.00%
Cast Votes:		68	100.00%	68	100.00%
Undervotes:		62		62	
Overvotes:		0		0	
Unresolved write-in votes:		0		0	

Division 1, District 3 - Judge Position 1

Choice	Party	Absentee Voting		Total	
Cecily C. Hazelrigg		65	100.00%	65	100.00%
Cast Votes:		65	100.00%	65	100.00%
Undervotes:		65		65	
Overvotes:		0		0	
Unresolved write-in votes:		0		0	

Precinct Results Report

2024 General Election

Run Time 4:48 PM

Run Date 11/25/2024

San Juan County

2024 General Election

11/5/2024

Page 176

Official Results

Registered Voters

13141 of 15123 = 86.89%

Precincts Reporting

0 of 23 = 0.00%

33 Decatur & Outer Is

130 of 147 registered voters = 88.44%

Superior Court Judge

Choice	Party	Absentee Voting		Total	
Kathryn C. Loring		64	100.00%	64	100.00%
	Cast Votes:	64	100.00%	64	100.00%
	Undervotes:	66		66	
	Overvotes:	0		0	
	Unresolved write-in votes:	0		0	

Precinct Results Report

2024 General Election

Run Time 4:48 PM

Run Date 11/25/2024

San Juan County

2024 General Election

11/5/2024

Page 177

Official Results

Registered Voters

13141 of 15123 = 86.89%

Precincts Reporting

0 of 23 = 0.00%

41 Shaw

171 of 192 registered voters = 89.06%

Initiative Measure No. 2066

Choice	Party	Absentee Voting		Total	
Yes		58	35.15%	58	35.15%
No		107	64.85%	107	64.85%
Cast Votes:		165	100.00%	165	100.00%
Undervotes:		6		6	
Overvotes:		0		0	
Unresolved write-in votes:		0		0	

Initiative Measure No. 2109

Choice	Party	Absentee Voting		Total	
Yes		51	30.72%	51	30.72%
No		115	69.28%	115	69.28%
Cast Votes:		166	100.00%	166	100.00%
Undervotes:		5		5	
Overvotes:		0		0	
Unresolved write-in votes:		0		0	

Initiative Measure No. 2117

Choice	Party	Absentee Voting		Total	
Yes		39	23.08%	39	23.08%
No		130	76.92%	130	76.92%
Cast Votes:		169	100.00%	169	100.00%
Undervotes:		2		2	
Overvotes:		0		0	
Unresolved write-in votes:		0		0	

Initiative Measure No. 2124

Choice	Party	Absentee Voting		Total	
Yes		47	28.48%	47	28.48%
No		118	71.52%	118	71.52%
Cast Votes:		165	100.00%	165	100.00%
Undervotes:		6		6	
Overvotes:		0		0	
Unresolved write-in votes:		0		0	

Precinct Results Report

2024 General Election

Run Time 4:48 PM

Run Date 11/25/2024

San Juan County

2024 General Election

11/5/2024

Page 178

Official Results

Registered Voters

13141 of 15123 = 86.89%

Precincts Reporting

0 of 23 = 0.00%

41 Shaw

171 of 192 registered voters = 89.06%

Proposition No. 1 - Extending Conservation Area Real Estate Excise Tax

Choice	Party	Absentee Voting		Total	
Yes		102	61.08%	102	61.08%
No		65	38.92%	65	38.92%
Cast Votes:		167	100.00%	167	100.00%
Undervotes:		4		4	
Overvotes:		0		0	
Unresolved write-in votes:		0		0	

United States President / Vice President

Choice	Party	Absentee Voting		Total	
Kamala D. Harris / Tim Walz		121	72.02%	121	72.02%
Donald J. Trump / JD Vance		41	24.40%	41	24.40%
Robert F. Kennedy Jr. / Nicole Shanahan		4	2.38%	4	2.38%
Jill Stein / Rudolph Ware		2	1.19%	2	1.19%
Claudia De la Cruz / Karina Garcia		0	0.00%	0	0.00%
Rachele Fruit / Dennis Richter		0	0.00%	0	0.00%
Joseph Kishore / Jerry White		0	0.00%	0	0.00%
Chase Oliver / Mike ter Maat		0	0.00%	0	0.00%
Cornel West / Melina Abdullah		0	0.00%	0	0.00%
Shiva Ayyadurai / Crystal Ellis		0	0.00%	0	0.00%
Cast Votes:		168	100.00%	168	100.00%
Undervotes:		1		1	
Overvotes:		0		0	
Unresolved write-in votes:		2		2	

Precinct Results Report

2024 General Election

Run Time 4:48 PM

Run Date 11/25/2024

San Juan County

2024 General Election

11/5/2024

Page 179

Official Results

Registered Voters

13141 of 15123 = 86.89%

Precincts Reporting

0 of 23 = 0.00%

41 Shaw

171 of 192 registered voters = 89.06%

U.S. Senator

Choice	Party	Absentee Voting		Total	
Maria Cantwell		123	73.65%	123	73.65%
Dr Raul Garcia		44	26.35%	44	26.35%
Cast Votes:		167	100.00%	167	100.00%
Undervotes:		2		2	
Overvotes:		0		0	
Unresolved write-in votes:		2		2	

Congressional District No. 2 - U.S. Representative

Choice	Party	Absentee Voting		Total	
Rick Larsen		123	74.10%	123	74.10%
Cody Hart		43	25.90%	43	25.90%
Cast Votes:		166	100.00%	166	100.00%
Undervotes:		3		3	
Overvotes:		0		0	
Unresolved write-in votes:		2		2	

Governor

Choice	Party	Absentee Voting		Total	
Bob Ferguson		120	71.43%	120	71.43%
Dave Reichert		48	28.57%	48	28.57%
Cast Votes:		168	100.00%	168	100.00%
Undervotes:		2		2	
Overvotes:		0		0	
Unresolved write-in votes:		1		1	

Lt. Governor

Choice	Party	Absentee Voting		Total	
Denny Heck		109	66.06%	109	66.06%
Dan Matthews		56	33.94%	56	33.94%
Cast Votes:		165	100.00%	165	100.00%
Undervotes:		6		6	
Overvotes:		0		0	
Unresolved write-in votes:		0		0	

Precinct Results Report

2024 General Election

Run Time 4:48 PM

Run Date 11/25/2024

San Juan County

2024 General Election

11/5/2024

Page 180

Official Results

Registered Voters

13141 of 15123 = 86.89%

Precincts Reporting

0 of 23 = 0.00%

41 Shaw

171 of 192 registered voters = 89.06%

Secretary of State

Choice	Party	Absentee Voting		Total	
Steve Hobbs		118	71.08%	118	71.08%
Dale Whitaker		48	28.92%	48	28.92%
	Cast Votes:	166	100.00%	166	100.00%
	Undervotes:	5		5	
	Overvotes:	0		0	
	Unresolved write-in votes:	0		0	

State Treasurer

Choice	Party	Absentee Voting		Total	
Mike Pellicciotti		115	70.12%	115	70.12%
Sharon Hanek		49	29.88%	49	29.88%
	Cast Votes:	164	100.00%	164	100.00%
	Undervotes:	7		7	
	Overvotes:	0		0	
	Unresolved write-in votes:	0		0	

State Auditor

Choice	Party	Absentee Voting		Total	
Pat (Patrice) McCarthy		113	68.48%	113	68.48%
Matt Hawkins		52	31.52%	52	31.52%
	Cast Votes:	165	100.00%	165	100.00%
	Undervotes:	6		6	
	Overvotes:	0		0	
	Unresolved write-in votes:	0		0	

Attorney General

Choice	Party	Absentee Voting		Total	
Pete Serrano		46	28.40%	46	28.40%
Nick Brown		116	71.60%	116	71.60%
	Cast Votes:	162	100.00%	162	100.00%
	Undervotes:	9		9	
	Overvotes:	0		0	
	Unresolved write-in votes:	0		0	

Precinct Results Report

2024 General Election

Run Time 4:48 PM

Run Date 11/25/2024

San Juan County

2024 General Election

11/5/2024

Page 181

Official Results

Registered Voters

13141 of 15123 = 86.89%

Precincts Reporting

0 of 23 = 0.00%

41 Shaw

171 of 192 registered voters = 89.06%

Commissioner of Public Lands

Choice	Party	Absentee Voting		Total	
Jaime Herrera Beutler		59	36.20%	59	36.20%
Dave Upthegrove		104	63.80%	104	63.80%
	Cast Votes:	163	100.00%	163	100.00%
	Undervotes:	6		6	
	Overvotes:	0		0	
	Unresolved write-in votes:	2		2	

Superintendent of Public Instruction

Choice	Party	Absentee Voting		Total	
Chris Reykdal		98	67.59%	98	67.59%
David Olson		47	32.41%	47	32.41%
	Cast Votes:	145	100.00%	145	100.00%
	Undervotes:	26		26	
	Overvotes:	0		0	
	Unresolved write-in votes:	0		0	

Insurance Commissioner

Choice	Party	Absentee Voting		Total	
Patty Kuderer		113	69.33%	113	69.33%
Phil Fortunato		50	30.67%	50	30.67%
	Cast Votes:	163	100.00%	163	100.00%
	Undervotes:	8		8	
	Overvotes:	0		0	
	Unresolved write-in votes:	0		0	

State Senator

Choice	Party	Absentee Voting		Total	
Elizabeth (Liz) Lovelett		114	69.51%	114	69.51%
Charles Carrell		50	30.49%	50	30.49%
	Cast Votes:	164	100.00%	164	100.00%
	Undervotes:	6		6	
	Overvotes:	0		0	
	Unresolved write-in votes:	1		1	

Precinct Results Report

2024 General Election

Run Time 4:48 PM

Run Date 11/25/2024

San Juan County

2024 General Election

11/5/2024

Page 182

Official Results

Registered Voters

13141 of 15123 = 86.89%

Precincts Reporting

0 of 23 = 0.00%

41 Shaw

171 of 192 registered voters = 89.06%

State Representative Pos. 1

Choice	Party	Absentee Voting		Total	
Debra Lekanoff		115	100.00%	115	100.00%
	Cast Votes:	115	100.00%	115	100.00%
	Undervotes:	43		43	
	Overvotes:	0		0	
	Unresolved write-in votes:	13		13	

State Representative Pos. 2

Choice	Party	Absentee Voting		Total	
Alex Ramel		113	100.00%	113	100.00%
	Cast Votes:	113	100.00%	113	100.00%
	Undervotes:	45		45	
	Overvotes:	0		0	
	Unresolved write-in votes:	13		13	

Council Residency District 1

Choice	Party	Absentee Voting		Total	
Kari McVeigh		115	74.19%	115	74.19%
Stephanie O'Day		40	25.81%	40	25.81%
	Cast Votes:	155	100.00%	155	100.00%
	Undervotes:	15		15	
	Overvotes:	0		0	
	Unresolved write-in votes:	1		1	

Council Residency District 2

Choice	Party	Absentee Voting		Total	
Rick Hughes		84	57.93%	84	57.93%
Justin Paulsen		61	42.07%	61	42.07%
	Cast Votes:	145	100.00%	145	100.00%
	Undervotes:	25		25	
	Overvotes:	0		0	
	Unresolved write-in votes:	1		1	

Precinct Results Report

2024 General Election

Run Time 4:48 PM

Run Date 11/25/2024

San Juan County

2024 General Election

11/5/2024

Page 183

Official Results

Registered Voters

13141 of 15123 = 86.89%

Precincts Reporting

0 of 23 = 0.00%

41 Shaw

171 of 192 registered voters = 89.06%

Justice Position 2

Choice	Party	Absentee Voting		Total	
Sal Mungia		101	72.14%	101	72.14%
Dave Larson		39	27.86%	39	27.86%
Cast Votes:		140	100.00%	140	100.00%
Undervotes:		30		30	
Overvotes:		0		0	
Unresolved write-in votes:		1		1	

Justice Position 8

Choice	Party	Absentee Voting		Total	
Steve Gonzalez		101	100.00%	101	100.00%
Cast Votes:		101	100.00%	101	100.00%
Undervotes:		64		64	
Overvotes:		0		0	
Unresolved write-in votes:		6		6	

Justice Position 9

Choice	Party	Absentee Voting		Total	
Sheryl Gordon McCloud		95	100.00%	95	100.00%
Cast Votes:		95	100.00%	95	100.00%
Undervotes:		68		68	
Overvotes:		0		0	
Unresolved write-in votes:		8		8	

Division 1, District 3 - Judge Position 1

Choice	Party	Absentee Voting		Total	
Cecily C. Hazelrigg		102	100.00%	102	100.00%
Cast Votes:		102	100.00%	102	100.00%
Undervotes:		62		62	
Overvotes:		0		0	
Unresolved write-in votes:		7		7	

Precinct Results Report

2024 General Election

Run Time 4:48 PM

Run Date 11/25/2024

San Juan County

2024 General Election

11/5/2024

Page 184

Official Results

Registered Voters

13141 of 15123 = 86.89%

Precincts Reporting

0 of 23 = 0.00%

41 Shaw

171 of 192 registered voters = 89.06%

Superior Court Judge

Choice	Party	Absentee Voting		Total	
Kathryn C. Loring		105	100.00%	105	100.00%
	Cast Votes:	105	100.00%	105	100.00%
	Undervotes:	58		58	
	Overvotes:	0		0	
	Unresolved write-in votes:	8		8	

*** End of report ***