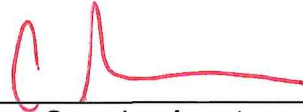


Oath of Authenticity

STATE OF WASHINGTON)
) ss.
COUNTY OF SAN JUAN)

I solemnly swear that the unofficial returns and supporting documentation of the Special Election held on April 22, 2025, in San Juan County, State of Washington, are true and correct.





Camolyn Armstrong, Elections Manager

Subscribed and sworn before me this 1st day of May 2025



Justin Paulsen, County Legislative Authority (witness)


Certification of the Canvassing Board

STATE OF WASHINGTON)
) ss.
COUNTY OF SAN JUAN)


The undersigned officers designated by law as constituting the Canvassing Board for the County of San Juan, State of Washington, hereby certify that this is a full, true, and correct copy of the Abstract of Votes including the cumulative results, precinct results, and reconciliation report of votes cast at the Special Election held on April 22, 2025, in San Juan County, State of Washington, and that the following are the true and reconciled numbers of voters and votes counted.



Witness our hands and official seal this 2nd day of May 2025



Natasha Warmenhoven, Auditor



Justin Paulsen, County Legislative Authority (witness)



Amy Vira, Prosecuting Attorney (witness)



SAN JUAN COUNTY
WASHINGTON

Natasha K. Warmenhoven, County Auditor

Camolyn Armstrong, Elections Manager

55 Second St · PO Box 638

Friday Harbor, WA 98250

(360) 378-3357

Sanjuancountywa.gov/elections

Special Election – April 22, 2025

Canvass Board Meeting - Review

Thursday, May 1, 2025

Canvass Board Members Present:

Natasha Warmenhoven, SJC Auditor

Justin Paulsen, SJC Councilmember

Amy Vira, SJC Prosecuting Attorney

Ballots issued: 4,986

Registered Voters: 4,841

Ballots received: 2,181

Ballots accepted: 2,140

Return: 43%

Challenged Envelopes	Total to Canvass	Accepted	Rejected
No Signature	6	0	6
Mismatch Signature	6	0	6
Late Return - Mail	29	0	29
Total Challenged Envelopes sent to Canvass	41		

Challenged Ballots	Total to Canvass	Accepted	Rejected
Ballot race/measure/voter intent	0	0	0
	Total Rejected		41

Misc - Information

Xfr – not eligible to vote in this election 1
Reissue received 2

San Juan County Auditor Signature:

Natasha Warmenhoven, SJC Auditor



SAN JUAN COUNTY WASHINGTON

Natasha K. Warmenhoven, County Auditor
Camolyn Armstrong, Elections Manager
55 Second St · PO Box 638
Friday Harbor, WA 98250
360-378-3357
SanJuanCountyWa.gov/Elections

Special Election – April 22, 2025

Canvass Board Meeting - Review
Friday, May 2, 2025

Canvass Board Members Present:

Natasha Warmenhoven, SJC Auditor
Justin Paulsen, SJC Councilmember
Amy Vira, SJC Prosecuting Attorney

Ballots issued: 4,986
Registered Voters: 4,841
Ballots received: 2,181
Ballots accepted: 2,141 Return: 44.23%

Challenged Envelopes	Total to Canvass	Accepted	Rejected
No Signature	6	1	5
Cure forms received and processed and accepted by Canvass	1		
Outstanding balance (letters sent to voters, no response)	5		
Mismatch Signature	6	0	6
Cure forms received and processed and accepted by Canvass	0		
Outstanding balance (letters sent to voters, no response)	6		
Late Return – Mail	29	0	29
Total Challenged Envelopes sent to Canvass	40		

Challenged Ballots	Total to Canvass	Accepted	Rejected
Ballot race/measure/voter intent			0

San Juan County Auditor Signature:

Natasha Warmenhoven, SJC Auditor

San Juan County Auditor

Reconciliation Form

General information

County name San Juan
 Election date 4/22/2025

Registered voters eligible to participate

Active registered voters 4,841
 Inactive registered voters 207

Category Reconciliation (detailed accounting of ballots)

	Issued (number of voters issued ballots)	Credited voters in VoteWA (envelopes containing ballots)	Ballots Accepted (Counted / Tabulated)	Ballots not counted		Discrepancy (If zero, category balances)
				Ballots forwarded to other counties	Ballots Rejected	
UOCAVA	166	13	13	N/A	0	0
Federal write-in	N/A	0	0	N/A	0	0
Provisional	0	0	0	0	0	0
DREs	0	0	0	N/A	0	0
All voters not reported in above categories	4,820	2,168	2,128	0	40	0
Total for all voter categories	4,986	2,181	2,141	0	40	0

Summary

Reconciliation

Overall Ballot Reconciliation	
Ballots Received	2,181
Ballots Accepted	2,141
Ballots Not Counted	40
Discrepancy	0

Voters credited to ballots counted

Credited voters in VoteWA	2,141
Credited envelopes without ballots	0
Voters not credited in VoteWA (examples: FWAB or ACP)	0
Total valid ballots	2,141
Discrepancy	0

Additional Information

Replacement Ballots

Requested	65
Issued	65
Returned	17
Counted	17
Rejected	0

Return method

Email	4
Fax	0
Deposited at staffed, unstaffed deposit sites and voting centers	686
Non-UOCAVA returned by Fax or Email	0

Generation method

VoteWA	22
Other online programs	0
PDF originating from county	0
Non-UOCAVA ballots issued electronically	6

AVU

Estimated number of paper ballots printed by AVU 0

Category discrepancy explanation

VoteWA discrepancy explanation

Report prepared by: Camolyn Armstrong, Elections Manager

Date: May 1, 2025

Contact number: 360-370-7563

Reconciliation Form

Data entry

General information	
County name	San Juan
Election date	4/22/2025

Registered voters eligible to participate	
Number of ACTIVE registered voters	4,841
Number of INACTIVE registered voters	207
Total registered voters eligible to participate	5,048

VoteWA	
How many voters were credited in VoteWA?	2,141
How many envelopes without ballots were credited, including ballots of other elections?	-
How many valid voters were NOT credited in VoteWA (ACP, FWAB)?	-
Adjusted number of valid voters	2,141

Ballots issued	
What was the total number of ballots issued?	4,986
Of the total number above, how many UOCAVA ballots were issued?	166
Of the total number above, how many provisional ballots were issued?	-
Of the total number above, how many DRE ballots were issued?	-

Voted ballots received	
How many voted ballots (in total) did you receive?	2,181
Of the number above, how many UOCAVA ballots did you receive?	13
Of the number above, how many Federal write-in ballots did you receive?	-
Of the number above, how many provisional ballots did you receive?	-
Of the number above, how DRE ballots were cast?	-

Ballots Accepted	
How many ballots (in total) were counted/tabulated?	2,141
Of the number above, how many UOCAVA ballots were counted/tabulated?	13
Of the number above, how many Federal Write-in ballots were counted/tabulated?	-
Of the number above, how many provisional ballots were counted/tabulated?	-
Of the number above, how many DRE ballots were counted/tabulated?	-


Ballots NOT Counted/Tabulated	
Forwarded ballots	
Total ballots forwarded to other counties?	-
Of the total number above, how many of the forwarded ballots were provisional ballots?	-
Of the total number above, how many of the forwarded ballots were late transfer?	-
Rejected ballots	
Total ballots rejected	40
Of the total above, how many were rejected because of a missing signature?	5
Of the total above, how many were rejected because of the signature didn't match?	6
Of the total above, how many were rejected because of the ballot was Postmarked too late?	29
Of the total above, how many were rejected because they were returned electronically and no hardcopy was received?	-

Of the total above, how many were rejected other reasons?	-
Total UOCAVA ballots rejected	-
Of the total above, how many were rejected because of a missing signature?	-
Of the total above, how many were rejected because of the signature didn't match?	-
Of the total above, how many were rejected because of the ballot was Postmarked too late?	-
Of the total above, how many were rejected other reasons?	-
Total Federal Write-in Absentee ballots rejected	-
Of the total above, how many were rejected because of a missing signature?	-
Of the total above, how many were rejected because of the signature didn't match?	-
Of the total above, how many were rejected because of the ballot was Postmarked too late?	-
Of the total above, how many were rejected other reasons?	-
Total provisional ballots rejected	-
Of the total above, how many were rejected because of a missing signature?	-
Of the total above, how many were rejected because of the signature didn't match?	-
Of the total above, how many were rejected because of the ballot was Postmarked too late?	-
Of the total above, how many were rejected other reasons?	-
Total DRE ballots rejected	-

Additional Information

Replacement Ballots	
How many replacement ballots were requested?	65
How many replacement ballots were issued?	65
How many replacement ballots were received?	17
How many replacement ballots were counted?	17
How many replacement ballots were rejected?	-
Ballot generation method	
How many ballots were generated through VoteWA?	22
How many ballots were generated through other online programs?	-
How many ballots were generated through a PDF originating from the county?	-
How many non-UOCAVA ballots were issued by email, fax, or online program?	6
Ballots returned	
In total, how many ballots were returned by E-mail?	4
In total, how many ballots were returned by fax?	-
How many non-UOCAVA ballots were returned by E-Mail or fax?	-
How many ballots were deposited at staffed or unstaffed deposit sites and voting centers?	686
AVU	
Please provide an estimate of the number of paper ballots printed by AVU	-

Signature

Report prepared by		Date
Camolyn Armstrong, Elections Manager		05/01/25
Contact number	360-370-7563	

Cumulative Results Report

2025 April Special

Run Time 4:45 PM
Run Date 05/01/2025

San Juan County

2025 April Special

4/22/2025

Page 1

Official Results

Registered Voters
2141 of 4841 = 44.23%

Precincts Reporting
0 of 7 = 0.00%

Proposition No. 1 - Orcas Island Health Care District 10-year Temporary Levy Lid Lift

Choice	Party	Absentee Voting		Total	
Approved		1,314	61.46%	1,314	61.46%
Rejected		824	38.54%	824	38.54%
Cast Votes:		2,138	100.00%	2,138	100.00%
Undervotes:		3		3	
Overvotes:		0		0	
Unresolved write-in votes:		0		0	

*** End of report ***

**ABSTRACT OF 2025 APRIL SPECIAL ELECTION RETURNS
SAN JUAN COUNTY, WASHINGTON**

**San Juan County Hospital District No. 3
Proposition No. 1 – Orcas Island Health Care District 10-year Temporary Levy Lid Lift**

	2025 Active Registered Voters	Votes Cast	Yes Votes	No Votes
Total	4,841	2,138	1,314	824

Proposition No. 1 received 61.46% approval of the total number of votes cast (50% plus one vote was required to pass). Therefore, the proposition passed.

STATE OF WASHINGTON }
COUNTY OF SAN JUAN }

I do solemnly swear that the above is a full, true, and correct abstract thereof made by the Canvass Board as required by law.

Attest:



Natasha K. Warmenhoven, Auditor

5/2/25
Date

STATE OF WASHINGTON }
COUNTY OF SAN JUAN }

The undersigned, being designated by the canvassing board of election returns for and in the County of San Juan, State of Washington, do hereby certify that the foregoing is a true, full, and correct abstract of votes polled in the San Juan County Hospital District No. 3 - Proposition No. 1 - Orcas Island Health Care District 10-year Temporary Levy Lid Lift measure at the 2025 April Special election held on April 22, 2025.

**ABSTRACT OF SPECIAL ELECTION RETURNS
San Juan County Hospital District No. 3**


Camolyn Armstrong, Elections Manager

May 2, 2025
Date

Precinct Results Report

2025 April Special

Run Time 4:46 PM
Run Date 05/01/2025

San Juan County

2025 April Special

4/22/2025

Page 1

Official Results

Registered Voters
2141 of 4841 = 44.23%

Precincts Reporting
0 of 7 = 0.00%

21 Orcas North

221 of 527 registered voters = 41.94%

Proposition No. 1 - Orcas Island Health Care District 10-year Temporary Levy Lid Lift

Choice	Party	Absentee Voting		Total	
Approved		138	62.44%	138	62.44%
Rejected		83	37.56%	83	37.56%
Cast Votes:		221	100.00%	221	100.00%
Undervotes:		0		0	
Overvotes:		0		0	
Unresolved write-in votes:		0		0	

Precinct Results Report

2025 April Special

Run Time 4:46 PM
Run Date 05/01/2025

San Juan County

2025 April Special

4/22/2025

Page 2

Official Results

Registered Voters
2141 of 4841 = 44.23%

Precincts Reporting
0 of 7 = 0.00%

22 Orcas West

306 of 668 registered voters = 45.81%

Proposition No. 1 - Orcas Island Health Care District 10-year Temporary Levy Lid Lift

Choice	Party	Absentee Voting		Total	
Approved		185	60.46%	185	60.46%
Rejected		121	39.54%	121	39.54%
	Cast Votes:	306	100.00%	306	100.00%
	Undervotes:	0		0	
	Overvotes:	0		0	
	Unresolved write-in votes:	0		0	

Precinct Results Report

2025 April Special

Run Time 4:46 PM
Run Date 05/01/2025

San Juan County

2025 April Special

4/22/2025

Page 3

Official Results

Registered Voters
2141 of 4841 = 44.23%

Precincts Reporting
0 of 7 = 0.00%

23 Orcas CTRL

286 of 661 registered voters = 43.27%

Proposition No. 1 - Orcas Island Health Care District 10-year Temporary Levy Lid Lift

Choice	Party	Absentee Voting		Total	
Approved		167	58.60%	167	58.60%
Rejected		118	41.40%	118	41.40%
Cast Votes:		285	100.00%	285	100.00%
Undervotes:		1		1	
Overvotes:		0		0	
Unresolved write-in votes:		0		0	

Precinct Results Report

2025 April Special

Run Time 4:46 PM
Run Date 05/01/2025

San Juan County

2025 April Special

4/22/2025

Page 4

Official Results

Registered Voters
2141 of 4841 = 44.23%

Precincts Reporting
0 of 7 = 0.00%

24 Orcas South

245 of 533 registered voters = 45.97%

Proposition No. 1 - Orcas Island Health Care District 10-year Temporary Levy Lid Lift

Choice	Party	Absentee Voting		Total	
Approved		138	56.79%	138	56.79%
Rejected		105	43.21%	105	43.21%
Cast Votes:		243	100.00%	243	100.00%
Undervotes:		2		2	
Overvotes:		0		0	
Unresolved write-in votes:		0		0	

Precinct Results Report

2025 April Special

Run Time 4:46 PM
Run Date 05/01/2025

San Juan County

2025 April Special

4/22/2025

Page 5

Official Results

Registered Voters
2141 of 4841 = 44.23%

Precincts Reporting
0 of 7 = 0.00%

25 Eastsound North

336 of 861 registered voters = 39.02%

Proposition No. 1 - Orcas Island Health Care District 10-year Temporary Levy Lid Lift

Choice	Party	Absentee Voting		Total	
Approved		233	69.35%	233	69.35%
Rejected		103	30.65%	103	30.65%
Cast Votes:		336	100.00%	336	100.00%
Undervotes:		0		0	
Overvotes:		0		0	
Unresolved write-in votes:		0		0	

Precinct Results Report

2025 April Special

Run Time 4:46 PM
Run Date 05/01/2025

San Juan County

2025 April Special

4/22/2025

Page 6

Official Results

Registered Voters
2141 of 4841 = 44.23%

Precincts Reporting
0 of 7 = 0.00%

26 Eastsound

277 of 592 registered voters = 46.79%

Proposition No. 1 - Orcas Island Health Care District 10-year Temporary Levy Lid Lift

Choice	Party	Absentee Voting		Total	
Approved		168	60.65%	168	60.65%
Rejected		109	39.35%	109	39.35%
	Cast Votes:	277	100.00%	277	100.00%
	Undervotes:	0		0	
	Overvotes:	0		0	
	Unresolved write-in votes:	0		0	

Precinct Results Report

2025 April Special

Run Time 4:46 PM
Run Date 05/01/2025

San Juan County

2025 April Special

4/22/2025

Page 7

Official Results

Registered Voters
2141 of 4841 = 44.23%

Precincts Reporting
0 of 7 = 0.00%

27 Orcas East

470 of 999 registered voters = 47.05%

Proposition No. 1 - Orcas Island Health Care District 10-year Temporary Levy Lid Lift

Choice	Party	Absentee Voting		Total	
Approved		285	60.64%	285	60.64%
Rejected		185	39.36%	185	39.36%
Cast Votes:		470	100.00%	470	100.00%
Undervotes:		0		0	
Overvotes:		0		0	
Unresolved write-in votes:		0		0	

*** End of report ***

Manual Count of Random Groups - Post Election Audit


Date of Election: April 22, 2025 Special Election

Race to be counted: San Juan County Public Hospital District No. 3

Response	Batch						Manual Totals	Machine Totals
	137	139	138	140	132	131		
Approved	23	16	29	25	37	32	162	162
Rejected	20	22	14	14	17	21	108	108
Overvote								
Undervote		1						1
Overvote								0

Explain any discrepancies : _____

Manual Audit matched machine count: Yes; No

Audit results certified by: 

Date: April 23, 2025

Camolyn Armstrong

Manual Count of Random Groups - Post Election Audit

Date of Election: April 22, 2025 Special Election

Race to be counted: San Juan County Public Hospital District No. 3

Response	Batch <u>131</u>		Manual Totals
	Count Team 1	Count Team 2	
Approved	32	32	32
Rejected	21	21	21
Overvote			
Undervote			

Audit results processed by:

Count Team 1:

Sign 1. J. Bugando Date 4-23-25

Sign 1. T. Bues Date 4-23-25

Count Team 2:

Sign 1. J. Bugando Date 4-23-25

Sign 2. O.M. [Signature] Date 4/23/25

Manual Count of Random Groups - Post Election Audit

Date of Election: April 22, 2025 Special Election

Race to be counted: San Juan County Public Hospital District No. 3

Response	Batch <u>132</u>		Manual Totals
	Count Team 1	Count Team 2	
Approved	37	37	37
Rejected	17	17	17
Overvote			
Undervote			

Audit results processed by:

Count Team 1:

Sign 1. *R. Buganski* Date 4.23.25

Sign 1. *Om. Acero* Date 4/23/25

Count Team 2:

Sign 1. *R. Buganski* Date 4-23-25

Sign 2. *T. Acero* Date 4-23-25

Manual Count of Random Groups - Post Election Audit

Date of Election: April 22, 2025 Special Election

Race to be counted: San Juan County Public Hospital District No. 3

Response	Batch <u>140</u>		Manual Totals
	Count Team 1	Count Team 2	
Approved	<u>25</u>	<u>25</u>	<u>25</u>
Rejected	<u>14</u>	<u>14</u>	<u>14</u>
Overvote			
Undervote			

Audit results processed by:

Count Team 1:

Sign 1. J. Buganski Date 4-23-25

Sign 1. T. Brown Date 4-23-25

Count Team 2:

Sign 1. R. Buganski Date 4-23-25

Sign 2. DM. [Signature] Date 4/23/25

140

Manual Count of Random Groups - Post Election Audit

Date of Election: April 22, 2025 Special Election

Race to be counted: San Juan County Public Hospital District No. 3

Batch 138

Response	Count Team 1	Count Team 2		Manual Totals
Approved	29	29		29
Rejected	14	14		14
Overvote				
Undervote				

Audit results processed by:

Count Team 1:

Sign 1. *J. Bugank* Date 4-23-25

Sign 1. *T. Beern* Date 4-23-25

Count Team 2:

Sign 1. ~~*T. Beern*~~ *Obugashu* Date 4-23-25

Sign 2. *D.N. Acuro* Date 4/23/25

Manual Count of Random Groups - Post Election Audit

Date of Election: April 22, 2025 Special Election

Race to be counted: San Juan County Public Hospital District No. 3

Batch 139

Response	Count Team 1	Count Team 2	Manual Totals
Approved	16	16	16
Rejected	22	22	22
Overvote			
Undervote	1	1	1

Audit results processed by:

Count Team 1:

Sign 1. *J. Buganski* Date *4-23-25*

Sign 1. *D.M. [unclear]* Date *4/23/25*

Count Team 2:

Sign 1. *J. Buganski* Date *4-23-25*

Sign 2. *T. [unclear]* Date *4-23-25*

Manual Count of Random Groups - Post Election Audit

Date of Election: April 22, 2025 Special Election

Race to be counted: San Juan County Public Hospital District No. 3

Batch 137

Response	Count Team 1	Count Team 2		Manual Totals
Approved	23	23	[Hatched Area]	23
Rejected	20	20		20
Overvote				
Undervote				

Audit results processed by:

Count Team 1:

Sign 1. J. Buganski Date 4-23-25

Sign 1. T. Bevan Date 4-23-25

Count Team 2:

Sign 1. J. Buganski Date 4-23-25

Sign 2. Sm. Keuer Date 4/23/25

Cumulative Results Report

2025 April Special Post-Election Audit

Run Time 12:31 PM
Run Date 04/23/2025

San Juan County

2025 April Special

4/22/2025

Page 1

Unofficial Results

Registered Voters
0 of 4841 = 0.00%

Precincts Reporting
0 of 7 = 0.00%

Proposition No. 1 - Orcas Island Health Care District 10-year Temporary Levy Lid Lift

Choice	Party	Absentee Voting		Total	
Approved		0	0.00%	0	0.00%
Rejected		0	0.00%	0	0.00%
	Cast Votes:	0	0.00%	0	0.00%
	Undervotes:	0		0	
	Overvotes:	0		0	
	Unresolved write-in votes:	0		0	

*** End of report ***

Cumulative Results Report

2025 April Special Post-Election Audit

Run Time 12:36 PM
Run Date 04/23/2025

San Juan County

2025 April Special

4/22/2025

Page 1

Unofficial Results

Registered Voters
271 of 4841 = 5.60%

Precincts Reporting
0 of 7 = 0.00%

Proposition No. 1 - Orcas Island Health Care District 10-year Temporary Levy Lid Lift



Choice	Party	Absentee Voting		Total	
Approved		162	60.00%	162	60.00%
Rejected		108	40.00%	108	40.00%
Cast Votes:		270	100.00%	270	100.00%
Undervotes:		1		1	
Overvotes:		0		0	
Unresolved write-in votes:		0		0	

*** End of report ***

Risk-limiting audit: Audit board report

County:	San Juan County
Election name:	2025 April Special
Date of audit:	April 29, 2025
RLA type:	Ballot Comparison
Voting System & Software Version:	HART Verity v.7
Contests audited:	SJC Public Hospital District No. 3
Risk limit:	5%
Number of observers:	0
Number of audit rounds:	1
Audit passed?	Yes

Audit board signatures:

Audit Board #1	
<div style="font-size: 1.2em; font-weight: bold; margin-bottom: 5px;">Camolyn Armstrong</div> <hr style="border: 0; border-top: 1px solid black;"/> <small>Name</small>	 <hr style="border: 0; border-top: 1px solid black;"/> <small>Signature</small>
<div style="font-size: 1.2em; font-weight: bold; margin-bottom: 5px;">Cortney Evans</div> <hr style="border: 0; border-top: 1px solid black;"/> <small>Name</small>	 <hr style="border: 0; border-top: 1px solid black;"/> <small>Signature</small>
Audit Board #2	
<hr style="border: 0; border-top: 1px solid black;"/> <small>Name</small>	<hr style="border: 0; border-top: 1px solid black;"/> <small>Signature</small>
<hr style="border: 0; border-top: 1px solid black;"/> <small>Name</small>	<hr style="border: 0; border-top: 1px solid black;"/> <small>Signature</small>

Others attending:

Were any discrepancies found? (list below)	No
---	-----------

BALLOT ID	REASON FOR DISCREPANCY
	<input type="checkbox"/> Pulled wrong ballot <input type="checkbox"/> Voter intent issue <input type="checkbox"/> Data entered incorrectly <input type="checkbox"/> Other <input type="checkbox"/> Wrong contest entered
	<input type="checkbox"/> Pulled wrong ballot <input type="checkbox"/> Voter intent issue <input type="checkbox"/> Data entered incorrectly <input type="checkbox"/> Other <input type="checkbox"/> Wrong contest entered
	<input type="checkbox"/> Pulled wrong ballot <input type="checkbox"/> Voter intent issue <input type="checkbox"/> Data entered incorrectly <input type="checkbox"/> Other <input type="checkbox"/> Wrong contest entered
	<input type="checkbox"/> Pulled wrong ballot <input type="checkbox"/> Voter intent issue <input type="checkbox"/> Data entered incorrectly <input type="checkbox"/> Other <input type="checkbox"/> Wrong contest entered
	<input type="checkbox"/> Pulled wrong ballot <input type="checkbox"/> Voter intent issue <input type="checkbox"/> Data entered incorrectly <input type="checkbox"/> Other <input type="checkbox"/> Wrong contest entered
	<input type="checkbox"/> Pulled wrong ballot <input type="checkbox"/> Voter intent issue <input type="checkbox"/> Data entered incorrectly <input type="checkbox"/> Other <input type="checkbox"/> Wrong contest entered

Please explain discrepancy:

Additional notes/comments:

ELECTION INFO #####
 Organization San Juan County Elections State WA
 Election Name 2025 April Special Election
 State WA

CONTESTS #####
 Contest Name San Juan County Public Hospital District #3 Proposition No. 1
 Targeted? Targeted
 Number of Winners 1
 Votes Allowed 1
 Total Ballots 1968
 Vote Totals Approved: 1203; Rejected: 765

CONTEST NAME STANDARDIZATIONS #####
 Jurisdiction San Juan
 Contest Name San Juan County Public Hospital District #3 Proposition No. 1
 CVR Contest Name Orcas Island Health Care District 10-year Temporary Levy Lid

AUDIT SETTINGS
 Audit Name BALLOT_COMPARISON
 Audit Type SUPERSIMPLE
 Audit Math Type Risk Limit 5%
 Random Seed 46896674726 Yes
 Online Data Entry? 65951655

AUDIT BOARDS #####
 Jurisdiction Name San Juan
 Audit Board Name Audit Board #1
 Member 1 Name Camolyn Armstrong
 Member 2 Name Courtney Evans
 Member 1 Affiliation
 Member 2 Affiliation

ROUNDS #####
 Round Number 1
 Contest Name San Juan County Public Hospital District #3 Proposition No. 1
 Targeted? Targeted
 Sample Size 31
 Risk Limit Met? Yes
 P-Value 0.029096998
 Start Time 2025-04-29T17:15:36.817339+00:00
 End Time 2025-04-29T19:54:18.417531+00:00
 Audited Votes Approved: 20; Rejected: 11

SAMPLED BALLOTS #####
 Jurisdiction Name San Juan
 Container 22-Apr
 Tabulator D2300327305
 Batch Name 3
 Ballot Position 16
 Imprinted ID 6cb59a41-2c659-4e20-a972-429122f01179
 Ticket Numbers: San Juan County Public Hospital District #3 Proposition No. 1

Jurisdiction Name	Container	Tabulator	Batch Name	Ballot Position	Imprinted ID	Audited?	Change in Results: San Juan County Public Hospital District #3 Proposition No. 1	Change in Margin: San Juan County Hospital District #3 Proposition No. 1
San Juan	22-Apr	D2300327305	3	16	6cb59a41-2c659-4e20-a972-429122f01179	AUDITED		
San Juan	22-Apr	D2300327305	6	10	02188d7c-45d1-4a3a-b266-6d76e9fe3218	AUDITED		
San Juan	22-Apr	D2300327305	7	3	0f530829-cc39-48fd-b48a-8d91dec76744	AUDITED		
San Juan	22-Apr	D2300327305	9	24	071657ff-3fe8-440f-b1f2-39adf24cae00	AUDITED		

San Juan	22-Apr	D2300327305	9	26	3d7c069c-de1d- Round 1: 4630-943d- 0.010494946115773741	AUDITED
San Juan	22-Apr	D2300327305	11	6	b8b70cc19570 39ed3595-1b8c- Round 1: 4562-a073- 0.002736406499752320	AUDITED
San Juan	22-Apr	D2300327305	11	10	6369f2d5d595 3d583ac0-2f6e- Round 1: 4414-a924- 0.006910874661314487	AUDITED
San Juan	22-Apr	D2300327305	11	38	d18628c54301 40930a1c-5540- Round 1: 44fb-a23d- 0.011963325546572634	AUDITED
San Juan	22-Apr	D2300327305	14	26	27d102e2f63 07e36040-58d2- Round 1: 407e-b859- 0.004509695910926586	AUDITED
San Juan	22-Apr	D2300327305	16	9	120d40ab1cef 7b691790-9633- Round 1: 48d8-8747- 0.000563006385510568	AUDITED
San Juan	22-Apr	D2300327305	18	23	c9a950ec9e6a 891b548c-de77- Round 1: 444a-b361- 0.001375851054846697	AUDITED
San Juan	22-Apr	D2300327305	19	7	669dd9b15f11 eac01d58-ec64- Round 1: 4d04-bb5a- 0.000212131374713663	AUDITED
San Juan	22-Apr	D2300327305	20	31	f516ca6ee175 f65f8194-8fc9- Round 1: 4274-9c06- 0.011549975900930047	AUDITED
San Juan	22-Apr	D2300327305	21	33	a2749f868d4 c5707c6f-85a0- Round 1: 4c92-ae4f- 0.005245756096325465	AUDITED
San Juan	22-Apr	D2300327305	22	11	85e0f86cce0 5b5a5311-db7b- Round 1: 46d5-ab89- 0.007753157421210038	AUDITED
San Juan	22-Apr	D2300327305	24	35	9afdeaaa93c7 81f25dc4-f0b6- Round 1: 42a0-bc1a- 0.010884026805037244	AUDITED
San Juan	22-Apr	D2300327305	25	13	dd9261615c3b c170eee1-2290- Round 1: 465d-ae8e- 0.011519593646924139	AUDITED
San Juan	22-Apr	D2300327305	25	38	5b83ce4d11d bdcfe3cd-56c8- Round 1: 433f-f028- 0.013806871369008744	AUDITED
San Juan	22-Apr	D2300327305	29	37	92884109d9bd 5836137c-0d1c- Round 1: 48a0-b82b- 0.013729131344202880	AUDITED
San Juan	22-Apr	D2300327305	30	39	884639bec521 30350756-aebf- Round 1: 429b-9788- 0.007287922895188534	AUDITED
San Juan	22-Apr	D2300327305	34	20	a2c31781d0d8 43ed8685-c9a1- Round 1: 4f66-82f9- 0.008451963720175163	AUDITED
San Juan	22-Apr	D2300327305	36	3	c5f0adc56aa8 0ef52096-7e86- Round 1: 4fe9-a886- 0.013729672046271367	AUDITED
					30a6ef5c9329	

San Juan	22-Apr	D2300327305	36	30	e2745238-5556- Round 1: 4db1-8430- 0.003758882114160100	AUDITED
San Juan	22-Apr	D2300327305	36	38	91d79b84812f be46da50-9e8e- Round 1: 4147-9eab- 0.001106844968070605	AUDITED
San Juan	22-Apr	D2300327305	36	41	5a61749b5de3 15742eac-dfb6- Round 1: 4fa4-b9ee- 0.002330589013436994	AUDITED
San Juan	22-Apr	D2300327305	37	42	3821ecc40973 cfc6f89-4298- Round 1: 45b9-befb- 0.007301762622241309	AUDITED
San Juan	22-Apr	D2300327305	39	27	31b2b593e2f5 b8b1ed43-108f- Round 1: 450b-8114- 0.013581495594358334	AUDITED
San Juan	22-Apr	D2300327305	42	10	6e354d0a3a0f d82ea659-9c48- Round 1: 4e95-8b35- 0.0141131363934983983	AUDITED
San Juan	22-Apr	D2300327305	42	39	24ffc8070d29 fb64482a-1bac- Round 1: 4997-a21e- 0.000017782669729703	AUDITED
San Juan	22-Apr	D2300327305	45	36	a01bf3034208 9b3c865f-aded- Round 1: 4aa3-acd8- 0.000165912593697483	AUDITED
San Juan	22-Apr	D2300327305	46	18	84cd39eab134 bc98ec2a-d241- Round 1: 407d-a6ca- 0.013389866783729548	AUDITED
					922711a1469	

2025 April Special RLA Ballot Retrieval List

Container	Tabulator	Batch Name	Ballot Number	Imprinted ID	Already		Audit
					Ticket Numbers	Audited	
22-Apr	D2300327305	3	16	6cb59a41-2c59-4e20-a972-429122f01179	0.008894027	N	#1
22-Apr	D2300327305	6	10	02188d7c-45d1-4a3a-b266-6d76e9fe3218	0.000473389	N	#1
22-Apr	D2300327305	7	3	0f530829-cc39-48fd-b48a-8d91dec76744	0.012003096020147992	N	#1
22-Apr	D2300327305	9	24	071657ff-3fe8-440f-b1f2-39adf24cae00	0.006793346	N	#1
22-Apr	D2300327305	9	26	3d7c069c-de1d-4630-943d-b8b70cc19570	0.010494946115773741	N	#1
22-Apr	D2300327305	11	6	39ed3595-1b8c-4562-a073-6369f2d5d595	0.002736406	N	#1
22-Apr	D2300327305	11	10	3d583ac0-2f6e-4414-a924-d18628c54301	0.006910875	N	#1
22-Apr	D2300327305	11	38	40930a1c-5540-44fb-a23d-27d102e2ff63	0.011963325546572634	N	#1
22-Apr	D2300327305	14	26	07e36040-58d2-407e-b859-120d40ab1cef	0.004509696	N	#1
22-Apr	D2300327305	16	9	7b691790-9633-48d8-8747-c9a950ec9e6a	0.000563006	N	#1
22-Apr	D2300327305	18	23	891b548c-def7-444a-b361-669dd9b15f11	0.001375851	N	#1
22-Apr	D2300327305	19	7	eac01d58-ec64-4d04-bb5a-f516ca6ee175	0.000212131	N	#1
22-Apr	D2300327305	20	31	f65f8194-8fc9-4274-9c06-a2749f86d8d4	0.011549975900930047	N	#1
22-Apr	D2300327305	21	33	c5707c6f-85a0-4c92-ae4f-85e0f8f6cce0	0.005245756	N	#1
22-Apr	D2300327305	22	11	5b5a5311-db7b-46d5-ab89-9afdeaaa93c7	0.007753157	N	#1
22-Apr	D2300327305	24	35	81f25dc4-f0b6-42a0-bc1a-dd9261615c3b	0.010884026805037244	N	#1
22-Apr	D2300327305	25	13	c170eee1-2290-465d-ae8e-5b83ce4dd11d	0.011519593646924139	N	#1
22-Apr	D2300327305	25	38	bdcfe3cd-56c8-433f-b028-92884109d9bd	0.013806871369008744	N	#1
22-Apr	D2300327305	29	37	5836137c-0d1c-48a0-b82b-884639bec521	0.013729131344202880	N	#1
22-Apr	D2300327305	30	39	30350756-aebf-429b-9788-a2c31781d0d8	0.007287923	N	#1
22-Apr	D2300327305	34	20	43ed8685-c9a1-4f66-82f9-c5f0adc56aa8	0.008451964	N	#1
22-Apr	D2300327305	36	3	0ef52096-7e86-4fe9-a886-30a6ef5c9329	0.013729672046271367	N	#1
22-Apr	D2300327305	36	30	e2745238-5556-4db1-8430-91d79b84812f	0.003758882	N	#1
22-Apr	D2300327305	36	38	be46da50-9e8e-4147-96ab-5a61749b5de3	0.001106845	N	#1
22-Apr	D2300327305	36	41	15742eec-db6b-4fa4-b9ee-3821ecd40973	0.002330589	N	#1
22-Apr	D2300327305	37	42	cfc6fd89-4298-45b9-befb-31b2b593e2f5	0.007301763	N	#1
22-Apr	D2300327305	39	27	b8b1ed43-108f-450b-8114-6e354d0a3a0f	0.013581495594358334	N	#1
22-Apr	D2300327305	42	10	d82ea659-9c48-4e95-8b35-24ffc8070d29	0.014131363934983983	N	#1
22-Apr	D2300327305	42	39	fb64482a-1bac-4997-a21e-a01bf3034208	1.77827E-05	N	#1
22-Apr	D2300327305	45	36	9b3c865f-aded-4aa3-acd8-84cd39eab134	0.000165913	N	#1
22-Apr	D2300327305	46	18	bc98ec2a-d241-407d-a6ca-922f711a1469	0.013389866783729548	N	#1

Container	Tabulator	Batch Name	Number of Ballots
22-Apr	D2300327305	1	39
22-Apr	D2300327305	2	40
22-Apr	D2300327305	3	45
22-Apr	D2300327305	4	38
22-Apr	D2300327305	5	41
22-Apr	D2300327305	6	45
22-Apr	D2300327305	7	32
22-Apr	D2300327305	8	38
22-Apr	D2300327305	9	50
22-Apr	D2300327305	10	36
22-Apr	D2300327305	11	40
22-Apr	D2300327305	12	49
22-Apr	D2300327305	13	50
22-Apr	D2300327305	14	50
22-Apr	D2300327305	15	50
22-Apr	D2300327305	16	49
22-Apr	D2300327305	17	32
22-Apr	D2300327305	18	43
22-Apr	D2300327305	19	49
22-Apr	D2300327305	20	49
22-Apr	D2300327305	21	40
22-Apr	D2300327305	22	36
22-Apr	D2300327305	23	38
22-Apr	D2300327305	24	42
22-Apr	D2300327305	25	42
22-Apr	D2300327305	26	41
22-Apr	D2300327305	27	36
22-Apr	D2300327305	28	54
22-Apr	D2300327305	29	53
22-Apr	D2300327305	30	43
22-Apr	D2300327305	31	43
22-Apr	D2300327305	32	39
22-Apr	D2300327305	33	39
22-Apr	D2300327305	34	49
22-Apr	D2300327305	35	49
22-Apr	D2300327305	36	46
22-Apr	D2300327305	37	49
22-Apr	D2300327305	38	50
22-Apr	D2300327305	39	41
22-Apr	D2300327305	40	35
22-Apr	D2300327305	41	39
22-Apr	D2300327305	42	40
22-Apr	D2300327305	43	39

22-Apr D2300327305	44	40
22-Apr D2300327305	45	46
22-Apr D2300327305	46	34

2025-04-29 San Juan

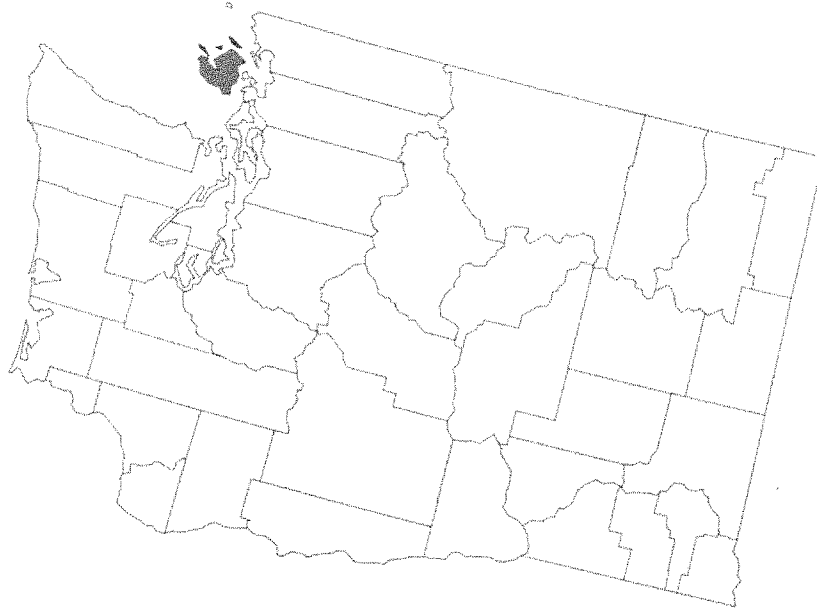
Download Audit Report

Congratulations - the audit is complete!

We'll refresh in 5 minutes

Audit Progress

- Complete
- In progress
- Logged in
- Not logged in
- No data



Filter by jurisdiction name

Count unique sampled ballots

[Download Reported Results](#)
[Download Table as CSV](#)
[Download Discrepancy Report](#)

Jurisdiction	Status	Ballots in Manifest	Discrepancies	Ballots Audited	Ballots Remaining
San Juan	COMPLETE	1,968		31	0
Total	1/1 complete	1,968	0	31	0

