


Oath of Authenticity

STATE OF WASHINGTON)
) ss.
COUNTY OF SAN JUAN)

I solemnly swear that the unofficial returns and supporting documentation of the Primary Election held on August 5, 2025, in San Juan County, State of Washington, are true and correct.



Camolyn Armstrong, Elections Manager



Subscribed and sworn before me this 18th day of August 2025



Kari McVeigh County Legislative Authority (witness)


Certification of the Canvassing Board

STATE OF WASHINGTON)
) ss.
COUNTY OF SAN JUAN)

The undersigned officers designated by law as constituting the Canvassing Board for the County of San Juan, State of Washington, hereby certify that this is a full, true, and correct copy of the Abstract of Votes including the cumulative results, precinct results, and reconciliation report of votes cast at the Primary Election held on August 5, 2025, in San Juan County, State of Washington, and that the following are the true and reconciled numbers of voters and votes counted.

Witness our hands and official seal this 19th day of August 2025






Natasha Warmenhoven, Auditor



Kari McVeigh, County Legislative Authority (witness)



Amy Vira, Prosecuting Attorney (witness)



SAN JUAN COUNTY WASHINGTON

Natasha K. Warmenhoven, County Auditor

Camolyn Armstrong, Elections Manager

55 Second St · PO Box 638

Friday Harbor, WA 98250

(360) 378-3357

Sanjuancountywa.gov/elections

Primary Election – August 5, 2025

Canvass Board Meeting - Review

Monday, August 18, 2025

Canvass Board Members Present:

Natasha Warmenhoven, SJC Auditor

Kari McVeigh, SJC Councilmember

Amy Vira, SJC Prosecuting Attorney

Ballots issued: 4,657

Registered Voters: 4,498

Ballots received: 2,135

Ballots accepted: 2,121

Return: 46.49%

Challenged Envelopes	Total to Canvass	Accepted	Rejected
No Signature	4	0	4
Mismatch Signature	10	0	10
Late Return - Mail	71	0	71
Total Challenged Envelopes sent to Canvass	85		

Challenged Ballots	Total to Canvass	Accepted	Rejected
Ballot race/measure/voter intent	0		0
	Total Rejected		0

Misc - Information

Xfr – not eligible to vote in this election 7

Reissue received 1

San Juan County Auditor Signature:

Natasha Warmenhoven, SJC Auditor




San Juan County Canvass Board
Review of Late Mailed / Ballot Box Ballots

San Juan County Canvass Board
August 5, 2025, Primary Elections

On August 18, 2025 the Canvass Board reviewed 71 envelopes with late postmarks or late at ballot boxes.

_____ envelopes were accepted as timely and

71 envelopes were rejected as late by the Canvass Board.



Natasha Warmenhoven, SJC Auditor (witness)

August 18, 2025



Kari McVeigh, SJC Councilmember (witness)

August 18, 2025



Amy Vira, Prosecuting Attorney (witness)

August 18, 2025



SAN JUAN COUNTY WASHINGTON

Natasha K. Warmenhoven, County Auditor
Camolyn Armstrong, Elections Manager
55 Second St · PO Box 638
Friday Harbor, WA 98250
360-378-3357
SanJuanCountyWa.gov/Elections

Primary Election – August 5, 2025

Canvass Board Meeting - Certification

Tuesday, August 19, 2025

Canvass Board Members Present:

Natasha Warmenhoven, SJC Auditor
Kari McVeigh, SJC Councilmember
Amy Vira, SJC Prosecuting Attorney

Ballots issued: 4,657
Registered Voters: 4,498
Ballots received: 2,206
Ballots accepted: 2,124 Return: 47.2%

Challenged Envelopes	Total to Canvass	Accepted	Rejected
No Signature	4	1	3
Cure forms received and processed and accepted by Canvass	1		
Outstanding balance (letters sent to voters, no response)	3		
Mismatch Signature	10	2	8
Cure forms received and processed and accepted by Canvass	2		
Outstanding balance (letters sent to voters, no response)	8		
Late Return – Mail	71	0	71
Total Challenged Envelopes sent to Canvass	82		

Challenged Ballots	Total to Canvass	Accepted	Rejected
Ballot race/measure/voter intent			0

San Juan County Auditor Signature:

Natasha Warmenhoven, SJC Auditor

San Juan County Auditor

Reconciliation Form

General information

County name San Juan
Election date 8/5/2025

Registered voters eligible to participate

Active registered voters 4,498
Inactive registered voters 187

Category Reconciliation (detailed accounting of ballots)

	Issued (number of voters issued ballots)	Credited voters in VoteWA (envelopes containing ballots)	Ballots Accepted (Counted / Tabulated)	Ballots not counted		Discrepancy (if zero, category balances)
				Ballots forwarded to other counties	Ballots Rejected	
UOCAVA	138	23	22	N/A	1	0
Federal write-in	N/A	0	0	N/A	0	0
Provisional	0	0	0	0	0	0
DREs	0	0	0	N/A	0	0
All voters not reported in above categories	4,519	2,182	2,101	0	81	0
Total for all voter categories	4,657	2,205	2,123	0	82	0

Summary

Reconciliation

Overall Ballot Reconciliation

Ballots Received	2,205
Ballots Accepted	2,123
Ballots Not Counted	82
Discrepancy	0

Voters credited to ballots counted

Credited voters in VoteWA	2,124
Credited envelopes without ballots	(1)
Voters not credited in VoteWA (examples: FWAB or ACP)	0
Total valid ballots	2,123
Discrepancy	0

Additional Information

Replacement Ballots

Requested	100
Issued	100
Returned	38
Counted	37
Rejected	1

Return method

Email	10
Fax	0
Deposited at staffed, unstaffed deposit sites and voting centers	1,484
Non-UOCAVA returned by Fax or Email	0

Generation method

VoteWA	2
Other online programs	0
PDF originating from county	0
Non-UOCAVA ballots issued electronically	0

AVU

Estimated number of paper ballots printed by AVU	0
--	---

Category discrepancy explanation

VoteWA discrepancy explanation

Report prepared by: Camolyn Armstrong, Elections Manager

Date: August 19, 2025

Contact number: 360-370-7563

Reconciliation Form

Data entry

General information	
County name	San Juan
Election date	8/5/2025
Registered voters eligible to participate	
Number of ACTIVE registered voters	4,498
Number of INACTIVE registered voters	187
Total registered voters eligible to participate	4,685
VoteWA	
How many voters were credited in VoteWA?	2,124
How many envelopes without ballots were credited, including ballots of other elections?	1
How many valid voters were NOT credited in VoteWA (ACP, FWAB)?	
Adjusted number of valid voters	2,123
Ballots issued	
What was the total number of ballots issued?	4,657
Of the total number above, how many UOCAVA ballots were issued?	138
Of the total number above, how many provisional ballots were issued?	-
Of the total number above, how many DRE ballots were issued?	-
Voted ballots received	
How many voted ballots (in total) did you receive?	2,205
Of the number above, how many UOCAVA ballots did you receive?	23
Of the number above, how many Federal write-in ballots did you receive?	-
Of the number above, how many provisional ballots did you receive?	-
Of the number above, how DRE ballots were cast?	-
Ballots Accepted	
How many ballots (in total) were counted/tabulated?	2,123
Of the number above, how many UOCAVA ballots were counted/tabulated?	22
Of the number above, how many Federal Write-in ballots were counted/tabulated?	-
Of the number above, how many provisional ballots were counted/tabulated?	-
Of the number above, how many DRE ballots were counted/tabulated?	-
Ballots NOT Counted/Tabulated	
Forwarded ballots	
Total ballots forwarded to other counties?	-
Of the total number above, how many of the forwarded ballots were provisional ballots?	-
Of the total number above, how many of the forwarded ballots were late transfer?	-
Rejected ballots	
Total ballots rejected	82
Of the total above, how many were rejected because of a missing signature?	3
Of the total above, how many were rejected because of the signature didn't match?	8
Of the total above, how many were rejected because of the ballot was Postmarked too late?	71
Of the total above, how many were rejected because they were returned electronically and no hardcopy was received?	-
Of the total above, how many were rejected other reasons?	-
Total UOCAVA ballots rejected	1
Of the total above, how many were rejected because of a missing signature?	-
Of the total above, how many were rejected because of the signature didn't match?	-
Of the total above, how many were rejected because of the ballot was Postmarked too late?	1
Of the total above, how many were rejected other reasons?	-
Total Federal Write-in Absentee ballots rejected	-

Of the total above, how many were rejected because of a missing signature?	-
Of the total above, how many were rejected because of the signature didn't match?	-
Of the total above, how many were rejected because of the ballot was Postmarked too late?	-
Of the total above, how many were rejected other reasons?	-
Total provisional ballots rejected	-
Of the total above, how many were rejected because of a missing signature?	-
Of the total above, how many were rejected because of the signature didn't match?	-
Of the total above, how many were rejected because of the ballot was Postmarked too late?	-
Of the total above, how many were rejected other reasons?	-
Total DRE ballots rejected	-

Additional Information	
Replacement Ballots	
How many replacement ballots were requested?	100
How many replacement ballots were issued?	100
How many replacement ballots were received?	38
How many replacement ballots were counted?	37
How many replacement ballots were rejected?	1
Ballot generation method	
How many ballots were generated through VoteWA?	2
How many ballots were generated through other online programs?	-
How many ballots were generated through a PDF originating from the county?	-
How many non-UOCAVA ballots were issued by email, fax, or online program?	-
Ballots returned	
In total, how many ballots were returned by E-mail?	10
In total, how many ballots were returned by fax?	-
How many non-UOCAVA ballots were returned by E-Mail or fax?	-
How many ballots were deposited at staffed or unstaffed deposit sites and voting centers?	1,484
AVU	
Please provide an estimate of the number of paper ballots printed by AVU	-

Signature	
Report prepared by	Date
Camolyn Armstrong, Elections Manager	08/18/25
Contact number	
360-370-7563	
<p>Completing this form fulfils the requirements in RCW 29A.60.235 and 2011 c 10 s 62 Rev 2.4 (08/13/2019)</p>	

Cumulative Results

2025 Primary Official

Run Time 4:49 PM
Run Date 08/18/2025**San Juan County**

2025 Primary Election

8/5/2025

Page 1

Official ResultsRegistered Voters
2123 of 4498 = 47.20%Precincts Reporting
0 of 6 = 0.00%**Town of Friday Harbor - Mayor**

Choice	Party	Absentee Voting		Total	
Pamela Hoke		97	12.52%	97	12.52%
Emilio Santiago		242	31.23%	242	31.23%
Ray Jackson		97	12.52%	97	12.52%
Tanja Williamson		4	0.52%	4	0.52%
Evan Perrollaz		335	43.23%	335	43.23%
Cast Votes:		775	100.00%	775	100.00%
Undervotes:		0		0	
Overvotes:		1		1	
Unresolved write-in votes:		2		2	

Lopez Island School District - Prop 1 - Capital Projects Levy

Choice	Party	Absentee Voting		Total	
Yes		999	74.66%	999	74.66%
No		339	25.34%	339	25.34%
Cast Votes:		1,338	100.00%	1,338	100.00%
Undervotes:		7		7	
Overvotes:		0		0	
Unresolved write-in votes:		0		0	

Lopez Island Library District - Prop 1 - Restoring Regular Property Tax Levy Rate

Choice	Party	Absentee Voting		Total	
Yes		1,000	77.64%	1,000	77.64%
No		288	22.36%	288	22.36%
Cast Votes:		1,288	100.00%	1,288	100.00%
Undervotes:		3		3	
Overvotes:		0		0	
Unresolved write-in votes:		0		0	

*** End of report ***

Precinct Results

2025 Primary Official

Run Time 8:09 AM
Run Date 08/19/2025

San Juan County

2025 Primary Election

8/5/2025

Page 1

Official Results

Registered Voters
2123 of 4498 = 47.20%

Precincts Reporting
0 of 6 = 0.00%

101 Friday Harbor N

440 of 1,164 registered voters = 37.80%

Town of Friday Harbor - Mayor

Choice	Party	Absentee Voting		Total	
Pamela Hoke		53	12.07%	53	12.07%
Emilio Santiago		134	30.52%	134	30.52%
Ray Jackson		64	14.58%	64	14.58%
Tanja Williamson		3	0.68%	3	0.68%
Evan Perrollaz		185	42.14%	185	42.14%
Cast Votes:		439	100.00%	439	100.00%
Undervotes:		0		0	
Overvotes:		0		0	
Unresolved write-in votes:		1		1	

Precinct Results

2025 Primary Official

Run Time 8:09 AM
Run Date 08/19/2025

San Juan County

2025 Primary Election

8/5/2025

Page 2

Official Results

Registered Voters

2123 of 4498 = 47.20%

Precincts Reporting

0 of 6 = 0.00%

102 Friday Harbor S

338 of 814 registered voters = 41.52%

Town of Friday Harbor - Mayor

Choice	Party	Absentee Voting		Total	
Pamela Hoke		44	13.10%	44	13.10%
Emilio Santiago		108	32.14%	108	32.14%
Ray Jackson		33	9.82%	33	9.82%
Tanja Williamson		1	0.30%	1	0.30%
Evan Perrollaz		150	44.64%	150	44.64%
Cast Votes:		336	100.00%	336	100.00%
Undervotes:		0		0	
Overvotes:		1		1	
Unresolved write-in votes:		1		1	

Precinct Results

2025 Primary Official

Run Time 8:09 AM
Run Date 08/19/2025

San Juan County

2025 Primary Election

8/5/2025

Page 3

Official Results

Registered Voters
2123 of 4498 = 47.20%
Precincts Reporting
0 of 6 = 0.00%

30 Lopez NW

143 of 260 registered voters = 55.00%

Lopez Island School District - Prop 1 - Capital Prjects Levy

Choice	Party	Absentee Voting		Total	
Yes		118	84.29%	118	84.29%
No		22	15.71%	22	15.71%
Cast Votes:		140	100.00%	140	100.00%
Undervotes:		3		3	
Overvotes:		0		0	
Unresolved write-in votes:		0		0	

Lopez Island Library District - Prop 1 - Restoring Regular Property Tax Levy Rate

Choice	Party	Absentee Voting		Total	
Yes		123	87.23%	123	87.23%
No		18	12.77%	18	12.77%
Cast Votes:		141	100.00%	141	100.00%
Undervotes:		2		2	
Overvotes:		0		0	
Unresolved write-in votes:		0		0	

Precinct Results

2025 Primary Official

Run Time 8:09 AM

Run Date 08/19/2025

San Juan County

2025 Primary Election

8/5/2025

Page 4

Official Results

Registered Voters

2123 of 4498 = 47.20%

Precincts Reporting

0 of 6 = 0.00%

31 Lopez North

609 of 1,085 registered voters = 56.13%

Lopez Island School District - Prop 1 - Capital Projects Levy

Choice	Party	Absentee Voting		Total	
Yes		444	73.15%	444	73.15%
No		163	26.85%	163	26.85%
Cast Votes:		607	100.00%	607	100.00%
Undervotes:		2		2	
Overvotes:		0		0	
Unresolved write-in votes:		0		0	

Lopez Island Library District - Prop 1 - Restoring Regular Property Tax Levy Rate

Choice	Party	Absentee Voting		Total	
Yes		457	75.04%	457	75.04%
No		152	24.96%	152	24.96%
Cast Votes:		609	100.00%	609	100.00%
Undervotes:		0		0	
Overvotes:		0		0	
Unresolved write-in votes:		0		0	

Precinct Results

2025 Primary Official

Run Time 8:09 AM
Run Date 08/19/2025

San Juan County

2025 Primary Election

8/5/2025

Page 5

Official Results

Registered Voters
2123 of 4498 = 47.20%

Precincts Reporting
0 of 6 = 0.00%

32 Lopez South

539 of 1,033 registered voters = 52.18%

Lopez Island School District - Prop 1 - Capital Projects Levy

Choice	Party	Absentee Voting		Total	
Yes		405	75.42%	405	75.42%
No		132	24.58%	132	24.58%
Cast Votes:		537	100.00%	537	100.00%
Undervotes:		2		2	
Overvotes:		0		0	
Unresolved write-in votes:		0		0	

Lopez Island Library District - Prop 1 - Restoring Regular Property Tax Levy Rate

Choice	Party	Absentee Voting		Total	
Yes		420	78.07%	420	78.07%
No		118	21.93%	118	21.93%
Cast Votes:		538	100.00%	538	100.00%
Undervotes:		1		1	
Overvotes:		0		0	
Unresolved write-in votes:		0		0	

Precinct Results

2025 Primary Official

Run Time 8:09 AM
Run Date 08/19/2025

San Juan County

2025 Primary Election

8/5/2025

Page 6

Official Results

Registered Voters
2123 of 4490 = 47.20%

Precincts Reporting
0 of 6 = 0.00%

33 Decatur & Outer Is

54 of 142 registered voters = 38.03%

Lopez Island School District - Prop 1 - Capital Prjects Levy

Choice	Party	Absentee Voting		Total	
Yes		32	59.26%	32	59.26%
No		22	40.74%	22	40.74%
Cast Votes:		54	100.00%	54	100.00%
Undervotes:		0		0	
Overvotes:		0		0	
Unresolved write-in votes:		0		0	

*** End of report ***

**ABSTRACT OF 2025 PRIMARY ELECTION RETURNS
SAN JUAN COUNTY, WASHINGTON**

**Lopez Island Library District
Proposition No. 1 – Restoring Regular Property Tax Levy Rate**

	2025 Active Registered Voters	Votes Cast	Yes Votes	No Votes
Total	2,378	1,288	1,000	288

Proposition No. 1 received 77.64% approval of the total number of votes cast (50% plus one vote was required to pass). Therefore, the proposition passed.

STATE OF WASHINGTON }
COUNTY OF SAN JUAN }


I do solemnly swear that the above is a full, true, and correct abstract thereof made by the Canvass Board as required by law.

Attest: 
Natasha K. Warmenhoven, Auditor 8/19/25
Date

STATE OF WASHINGTON }
COUNTY OF SAN JUAN }

The undersigned, being designated by the canvassing board of election returns for and in the County of San Juan, State of Washington, do hereby certify that the foregoing is a true, full, and correct abstract of votes polled in the Lopez Island Library District Proposition No. 1 – Restoring Regular Property Tax Levy Rate measure at the 2025 Primary election held on August 5, 2025.

ABSTRACT OF SPECIAL ELECTION RETURNS
Lopez Island Library District


Camolyn Armstrong, Elections Manager 8/19/25
Date

**ABSTRACT OF 2025 PRIMARY ELECTION RETURNS
SAN JUAN COUNTY, WASHINGTON**

**Lopez Island School District No. 144
Proposition No. 1 – Capital Project Levy**

	2025 Active Registered Voters	Votes Cast	Yes Votes	No Votes
Total	2,520	1,338	999	339

Proposition No. 1 received 74.66% approval of the total number of votes cast (50% plus one vote was required to pass). Therefore, the proposition passed.

STATE OF WASHINGTON }
COUNTY OF SAN JUAN }

I do solemnly swear that the above is a full, true, and correct abstract thereof made by the Canvass Board as required by law.

Attest:



Natasha K. Warmenhoven, Auditor

8/19/25

Date

STATE OF WASHINGTON }
COUNTY OF SAN JUAN }

The undersigned, being designated by the canvassing board of election returns for and in the County of San Juan, State of Washington, do hereby certify that the foregoing is a true, full, and correct abstract of votes polled in the Lopez Island School District No. 144 Proposition No. 1 – Capital Project Levy measure at the 2025 Primary election held on August 5, 2025.

**ABSTRACT OF SPECIAL ELECTION RETURNS
Lopez Island School District No. 144**



Camolyn Armstrong, Elections Manager

8/19/25

Date

Manual Count of Random Groups - Post Election Audit

Date of Election: August 5, 2025 Primary Election

Race to be counted: Town of Friday Harbor, Mayor Race

Response	Batch <u>129</u>	Batch <u>130</u>	Batch <u>131</u>	Batch <u>135</u>	Batch <u>136</u>	Batch <u>137</u>	Manual Totals	Machine Totals
	Pamela Hoke	9	6	3	5	7		
Emilio Santiago	14	7	23	18	16	17	95	95
Ray Jackson	2	7	2	6	7	5	29	29
Tanja Williamson	0	0	0	0	0	0	0	0
Evan Perrollaz	12	26	17	22	19	21	117	117
Write-in	0	0	0	0	0	0	0	0
Overvoter	0	0	0	0	0	0	0	0
Undervote	0	0	0	0	0	0	0	0

Explain any discrepancies : _____

Manual Audit matched machine count: ✓ Yes; _____ No

Audit results certified by:

Elections Manager: _____

Camolyn Armstrong

Date _____

August 6, 2025

Cumulative Results

2025 Primary Post Election Audit

Run Time 12:32 PM
Run Date 08/06/2025**San Juan County**

2025 Primary Election

8/5/2025

Page 1

Unofficial Results

Registered Voters

0 of 4498 = 0.00%

Precincts Reporting

0 of 6 = 0.00%

Town of Friday Harbor - Mayor

Choice	Party	Absentee Voting		Total
Pamela Hoke		0	0.00%	0 0.00%
Emilio Santiago		0	0.00%	0 0.00%
Ray Jackson		0	0.00%	0 0.00%
Tanja Williamson		0	0.00%	0 0.00%
Evan Perrollaz		0	0.00%	0 0.00%
	Cast Votes:	0	0.00%	0 0.00%
	Undervotes:	0		0
	Overvotes:	0		0
	Unresolved write-in votes:	0		0

Lopez Island School District - Prop 1 - Capital Projects Levy

Choice	Party	Absentee Voting		Total
Yes		0	0.00%	0 0.00%
No		0	0.00%	0 0.00%
	Cast Votes:	0	0.00%	0 0.00%
	Undervotes:	0		0
	Overvotes:	0		0
	Unresolved write-in votes:	0		0

Lopez Island Library District - Prop 1 - Restoring Regular Property Tax Levy Rate

Choice	Party	Absentee Voting		Total
Yes		0	0.00%	0 0.00%
No		0	0.00%	0 0.00%
	Cast Votes:	0	0.00%	0 0.00%
	Undervotes:	0		0
	Overvotes:	0		0
	Unresolved write-in votes:	0		0

*** End of report ***

Cumulative Results

2025 Primary Post Election Audit

Run Time 12:38 PM
Run Date 08/06/2025**San Juan County**

2025 Primary Election

8/5/2025

Page 1

Unofficial Results

Registered Voters

283 of 4498 = 6.29%

Precincts Reporting

0 of 6 = 0.00%

Town of Friday Harbor - Mayor

Choice	Party	Absentee Voting		Total	
Pamela Hoke		38	13.62%	38	13.62%
Emilio Santiago		95	34.05%	95	34.05%
Ray Jackson		29	10.39%	29	10.39%
Tanja Williamson		0	0.00%	0	0.00%
Evan Perrollaz		117	41.94%	117	41.94%
Cast Votes:		279	100.00%	279	100.00%
Undervotes:		0		0	
Overvotes:		0		0	
Unresolved write-in votes:		0		0	

Lopez Island School District - Prop 1 - Capital Prjects Levy

Choice	Party	Absentee Voting		Total	
Yes		2	50.00%	2	50.00%
No		2	50.00%	2	50.00%
Cast Votes:		4	100.00%	4	100.00%
Undervotes:		0		0	
Overvotes:		0		0	
Unresolved write-in votes:		0		0	

Lopez Island Library District - Prop 1 - Restoring Regular Property Tax Levy Rate

Choice	Party	Absentee Voting		Total	
Yes		3	75.00%	3	75.00%
No		1	25.00%	1	25.00%
Cast Votes:		4	100.00%	4	100.00%
Undervotes:		0		0	
Overvotes:		0		0	
Unresolved write-in votes:		0		0	

*** End of report ***

Manual Count of Random Groups - Post Election Audit

Date of Election: August 5, 2025 Primary Election

Race to be counted: Town of Friday Harbor, Mayor Race

Response	Batch <u>129</u>		Manual Totals
	Count Team 1	Count Team 2	
Pamela Hoke	9	9	9
Emilio Santiago	14	14	14
Ray Jackson	2	2	2
Tanja Williamson	0	0	0
Evan Perrollaz	12	12	12
Write-in		0	0
Overvoter			0
Undervote			0

Audit results processed by:

Count Team 1:

Sign 1. L Buganne Date 8-6-25

Sign 1. Patty Wickham Date 8-6-25

Count Team 2:

Sign 1. [Signature] Date 8/6/25

Sign 2. O Buganski Date 8-6-25

Manual Count of Random Groups - Post Election Audit

Date of Election: August 5, 2025 Primary Election

Race to be counted: Town of Friday Harbor, Mayor Race

Response	Batch <u>130</u>		Manual Totals
	Count Team 1	Count Team 2	
Pamela Hoke	6	6	6
Emilio Santiago	7	7	7
Ray Jackson	7	7	7
Tanja Williamson	0	0	0
Evan Perrollaz	26	26	26
Write-in		0	0
Overvoter			0
Undervote			0

Audit results processed by:

Count Team 1:

Sign 1. J. Buganski Date 8-6-25

Sign 1. Patricia Wickham Date 8/6/25

Count Team 2:

Sign 1. Jh. White Date 8/6/25

Sign 2. J. Buganski Date 8.6.25

Manual Count of Random Groups - Post Election Audit

Date of Election: August 5, 2025 Primary Election

Race to be counted: Town of Friday Harbor, Mayor Race

Response	Batch <u>131</u>		Manual Totals
	Count Team 1	Count Team 2	
Pamela Hoke	3	3	3
Emilio Santiago	23	23	23
Ray Jackson	2	2	2
Tanja Williamson			0
Evan Perrollaz	17	17	17
Write-in			0
Overvoter			0
Undervote			0

Audit results processed by:

Count Team 1:

Sign 1. I Buganski Date 8-6-25

Sign 1. Patti Wickham Date 8-6-25

Count Team 2:

Sign 1. John White Date 8-6-25

Sign 2. I Buganski Date 8-6-25

Manual Count of Random Groups - Post Election Audit

Date of Election: August 5, 2025 Primary Election

Race to be counted: **Town of Friday Harbor, Mayor Race**

Response	Batch 135		Manual Totals
	Count Team 1	Count Team 2	
Pamela Hoke	5	5	5
Emilio Santiago	18	18	18
Ray Jackson	6	6	6
Tanja Williamson	0	0	0
Evan Perrollaz	22	22	22
Write-in	0		0
Overvoter	0		0
Undervote	0		0

Audit results processed by:

Count Team 1:

Sign 1. *Jh. Wick* Date *8/6/25*

Sign 1. *R. Buganski* Date *8.6.25*

Count Team 2:

Sign 1. *L. Buganski* Date *8-6-25*

Sign 2. *Patty Wickham* Date *8/6/25*

Manual Count of Random Groups - Post Election Audit

Date of Election: August 5, 2025 Primary Election

Race to be counted: **Town of Friday Harbor, Mayor Race**

Response	Batch <u>136</u>		Manual Totals
	Count Team 1	Count Team 2	
Pamela Hoke	7	7	7
Emilio Santiago	16	16	16
Ray Jackson	7	7	7
Tanja Williamson	0	0	0
Evan Perrollaz	19	19	19
Write-in		0	0
Overvoter			0
Undervote			0

Audit results processed by:

Count Team 1:

Sign 1. *J. Boganski* Date 8-6-25

Sign 1. *Patric Wickham* Date 8-6-25

Count Team 2:

Sign 1. *J. White* Date 8/6/25

Sign 2. *J. Boganski* Date 8-6-25

Manual Count of Random Groups - Post Election Audit

Date of Election: August 5, 2025 Primary Election

Race to be counted: **Town of Friday Harbor, Mayor Race**

Response	Batch <u>137</u>		Manual Totals
	Count Team 1	Count Team 2	
Pamela Hoke	8	8	8
Emilio Santiago	17	17	17
Ray Jackson	5	5	5
Tanja Williamson	21 0	0	0
Evan Perrollaz	21	21	21
Write-in	0		0
Overvoter			
Undervote			

Audit results processed by:

Count Team 1:

Sign 1. *J. Wick* Date 8/6/25

Sign 1. *D. Buganski* Date 8-6-25

Count Team 2:

Sign 1. *J. Buganski* Date 8-6-25

Sign 2. *Patti Wickham* Date 8/6/25

Risk-limiting audit: Audit board report

County:	San Juan County
Election name:	2025 Primary
Date of audit:	08/31/2025
RLA type:	Ballot Comparison
Voting System & Software Version:	HART Verity v.7
Contests audited:	Lopez Island Library and School
Risk limit:	5%
Number of observers:	0
Number of audit rounds:	1
Audit passed?	Yes

Audit board signatures:

Audit Board #1	
Camolyn Armstrong	
Name	Signature
Cortney Evans	
Name	Signature
Audit Board #2	
Name	Signature
Name	Signature

Others attending:

ELECTION INFO

#####

Organization Election Name State
Washington 2025 August Primary WA

CONTESTS

#####

Contest Name	Targeted?	Number of Winners	Votes Allowed	Total Ballots Cast
Lopez Island Library				
District Proposition No. 1 - Restoring Regular Property				
Tax Levy Rate	Targeted	1	1	2091
Lopez Island School				
District No. 144				
Proposition No. 1 - Capital Projects Levy	Targeted	1	1	2091

CONTEST

NAME

STANDARDIZATIONS

#####

Jurisdiction	Contest Name	CVR Contest Name
San Juan	Lopez Island Library	
	District Proposition No. 1 - Proposition No. 1 - Restoring Regular Property	
	Tax Levy Rate	Tax Levy Rate
	Lopez Island School	
	District No. 144	
	Proposition No. 1 - Capital Projects Levy	

AUDIT SETTINGS #####
Audit Name 2025-08-13 SAN JUAN Audit Type BALLOT_COMPARISON Audit Math Type SUPERSIMPLE Risk Limit Risk Limit Member 2 Name Cortney Evans Random Seed 5% 16761323071732133714

AUDIT BOARDS #####
Jurisdiction Name San Juan Audit Board Name San Juan Audit Board #1 Audit Board #2 Member 1 Name Camolyn Armstrong Member 1 Affiliation Member 2 Name Cortney Evans

ROUNDS #####
Round Number Contest Name Targeted? Sample Size Risk Limit Met?
Lopez Island Library
District Proposition No. 1 - Restoring Regular Property Targeted 21 Yes
1 Tax Levy Rate Targeted
Lopez Island School District No. 144
Proposition No. 1 - Capital Targeted 22 Yes
1 Projects Levy

SAMPLED BALLOTS #####
Jurisdiction Name Container Tabulator Batch Name Ballot Position

San Juan	1 D2300327305	1	1
San Juan	1 D2300327305	2	28
San Juan	1 D2300327305	3	6
San Juan	1 D2300327305	4	17
San Juan	1 D2300327305	4	20
San Juan	1 D2300327305	8	12
San Juan	1 D2300327305	9	7
San Juan	1 D2300327305	15	28
San Juan	1 D2300327305	16	23
San Juan	1 D2300327305	17	38
San Juan	1 D2300327305	19	23
San Juan	1 D2300327305	21	42
San Juan	1 D2300327305	23	3
San Juan	1 D2300327305	24	28
San Juan	1 D2300327305	28	22
San Juan	1 D2300327305	30	43

San Juan	1 D2300327305	32	31
San Juan	1 D2300327305	34	29
San Juan	1 D2300327305	37	1
San Juan	1 D2300327305	41	10
San Juan	1 D2300327305	45	36
San Juan	1 D2300327305	46	31

Vote Totals

No: 281; Yes: 988

No: 333; Yes: 980

Online Data Entry?
Yes

Member 2 Affiliation

P-Value	Start Time	End Time	Audited Votes
0.024013555 00	2025-08-13T19:24:48.629552+00: 00	2025-08-13T22:42:25.189959+00: 00	No: 3; Yes: 10
0.028814754 00	2025-08-13T19:24:48.629552+00: 00	2025-08-13T22:42:25.189959+00: 00	No: 3; Yes: 11

Imprinted ID	Ticket Numbers: Lopez	Change in Results: Lopez
	Island Library District	Island Library District
	Proposition No. 1 -	Proposition No. 1 -
	Restoring Regular Property	Restoring Regular Property
	Tax Levy Rate	Tax Levy Rate
	Capital Projects Levy	Audited?

000w-8w28-a09nd	Round 1: 0.007270327691197360	Round 1: 0.007270327691197360	AUDITED
000w-8w28-a0alj	Round 1: 0.0069666180892691536	Round 1: 0.0069666180892691536	AUDITED
000w-8w28-a0aty	Round 1: 0.011241490054846335	Round 1: 0.011241490054846335	AUDITED
000w-8w28-a0bdi	Round 1: 0.000420604781396119	Round 1: 0.000420604781396119	AUDITED
000w-8w28-a09tn	Round 1: 0.010846714086178815	Round 1: 0.010846714086178815	AUDITED
000w-8w28-a09rs	Round 1: 0.005115411382147402	Round 1: 0.005115411382147402	AUDITED
000w-8w28-a0a8h	Round 1: 0.002204158651203374	Round 1: 0.002204158651203374	AUDITED
000w-8w28-a0aja	Round 1: 0.003670736086051022	Round 1: 0.003670736086051022	AUDITED
000w-8w28-a0bvb	Round 1: 0.000981844341212173	Round 1: 0.000981844341212173	AUDITED
000w-8w28-a0ajq	Round 1: 0.008638378773298081	Round 1: 0.008638378773298081	AUDITED
000w-8w28-a0971	Round 1: 0.001979930641174779	Round 1: 0.001979930641174779	AUDITED
000w-8w28-a0bh9	Round 1: 0.003738632227425317	Round 1: 0.003738632227425317	AUDITED
000w-8w28-a09mi	Round 1: 0.010582731039097255	Round 1: 0.010582731039097255	AUDITED
000w-8w28-a09g7	Round 1: 0.009461382606839570	Round 1: 0.009461382606839570	AUDITED
000w-8w28-a08gb	Round 1: 0.007665313599432039	Round 1: 0.007665313599432039	AUDITED
000w-8w28-a0bek	Round 1: 0.009570519997196500	Round 1: 0.009570519997196500	AUDITED

000w-8w28-a0bto	Round 1: 0.002233178646725171	Round 1: 0.002233178646725171	AUDITED
000w-8w28-a08ma	Round 1: 0.006000939614761122	Round 1: 0.006000939614761122	AUDITED
000w-8w28-a0bvr	Round 1: 0.005647598213215068	Round 1: 0.005647598213215068	AUDITED
000w-8w28-a09yy	Round 1: 0.006682469339189083	Round 1: 0.006682469339189083	AUDITED
000w-8w28-a0a0z	Round 1: 0.003584573435561096	Round 1: 0.003584573435561096	AUDITED
000w-8w28-a0ajn	Round 1: 0.003143896918778240	Round 1: 0.003143896918778240	AUDITED

Change in Margin: Lopez			
Island Library District	Change in Results: Lopez	Change in Margin: Lopez	
Proposition No. 1 -	Island School District No.	Island School District No.	
Restoring Regular Property	144 Proposition No. 1 -	144 Proposition No. 1 -	
Tax Levy Rate	Capital Projects Levy	Capital Projects Levy	

== WASHINGTON  SECRETARY OF STATE ==
Elections Division

July 24, 2025

San Juan County Canvassing Board
c/o The Honorable Natasha Warmenhoven
San Juan County Auditor
55 2nd Street, Suite A
Friday Harbor, WA 98250

Dear Members of the Canvassing Board:

In accordance with RCW 29A.04.570, the Washington State Election Certification and Training Program conducted a comprehensive review of election procedures in San Juan County during the 2023 General Election. State law requires that, within one year of the county's response, the Secretary of State verify that the county has taken the actions listed to address the review recommendations.

Our follow-up interview verifies that all corrective steps listed in the county response are in effect with the following exceptions:


- **Secure Storage – Ballot Programming and Tabulation Equipment** – San Juan County Elections has been in contact with their county facilities and Public Works departments to construct an enclosure in the elections office to house the ballot programming and tabulation equipment in a secure location as defined in WAC 434-261-045. Unfortunately, little progress has been made by these departments, and the current project timeline now anticipates the installation for this secure enclosure to occur before the 2025 August Primary. However, at the time of the follow-up interview San Juan County Elections was still awaiting blueprints for construction. The San Juan County auditor will continue to follow-up with the facilities department to confirm an installation date for this project. If it is determined that the installation will not be completed in time for the 2025 August Primary, San Juan County Elections will move forward with the purchase and deployment of secure storage casings for their ballot programming and tabulation equipment as a contingency plan.
- **Certified Election Administrators** – Although the San Juan County Auditor had made significant progress toward certification in 2024, the written exam requirement remains incomplete. Auditor Warmenhoven now plans to submit the completed exam and apply for certification before the end of 2025. Additionally, San Juan County Elections hired a new permanent employee in 2024 who has already completed the Elections 101 orientation course and several hours of training required for certification. This employee is on track to complete all remaining requirements and apply for certification in 2026.

== WASHINGTON  SECRETARY OF STATE ==
Elections Division

This letter acknowledges the successful completion of the 2023 General Election Procedures Review for San Juan County. I commend the San Juan County Auditor and staff for their hard work and dedication to the election process and their exemplary service to the voters of San Juan County. It was my pleasure to work with this team.

If you have any questions, please feel free to contact me at (360) 902-4167 or email lisa.tuerk@sos.wa.gov.

Sincerely,



Lisa Tuerk
Program Specialist
Certification and Training Program