

San Juan County Elections
PO Box 638
Friday Harbor WA 98250

**Document Title(s):
November 4, 2025 General Election Returns**

Grantors: San Juan County
Grantees: San Juan County

Tax Parcel Number(s):


Legal Description: **November 4, 2025 General Election Canvassing Reports**

Oath of Authenticity

STATE OF WASHINGTON)
) ss.
COUNTY OF SAN JUAN)

I solemnly swear that the unofficial returns and supporting documentation of the General Election held on November 4, 2025, in San Juan County, State of Washington, are true and correct.





Camolyn Armstrong, Elections Manager

Subscribed and sworn before me this 24th day of November 2025



Kari McVeigh, County Legislative Authority (witness)


Certification of the Canvassing Board

STATE OF WASHINGTON)
) ss.
COUNTY OF SAN JUAN)

The undersigned officers designated by law as constituting the Canvassing Board for the County of San Juan, State of Washington, hereby certify that this is a full, true, and correct copy of the Abstract of Votes including the cumulative results, precinct results, and reconciliation report of votes cast at the General Election held on November 4, 2025, in San Juan County, State of Washington, and that the following are the true and reconciled numbers of voters and votes counted.



Witness our hands and official seal this 25th day of November 2025



Natasha Warmenhoven, Auditor



Kari McVeigh, County Legislative Authority (witness)



Amy Vira, Prosecuting Attorney (witness)



SAN JUAN COUNTY
WASHINGTON

Natasha K. Warmenhoven, County Auditor

Camolyn Armstrong, Elections Manager

55 Second St · PO Box 638

Friday Harbor, WA 98250

(360) 378-3357

Sanjuancountywa.gov/elections

**Canvassing Board Review and Certification Meetings
November 4, 2025, General Election**

November 24, 2025 — Review

Attendees:

- Natasha Warmenhoven – San Juan County Auditor
- Kari McVeigh – San Juan County Council Member
- Amy Vira – San Juan County Prosecuting Attorney
- Camolyn Armstrong – San Juan County Elections Manager
- Cortney Evans – San Juan County Elections Specialist

Auditor Warmenhoven called the canvassing board review meeting to order at 8:31 a.m. on Monday, November 24, 2025, at the San Juan County Elections office. Auditor Warmenhoven introduced the Canvassing Board members and Elections staff.

Ms. Armstrong began by reading the Oath of Authenticity, which Council Member McVeigh and Ms. Armstrong signed.

Ms. Armstrong reviewed the details of the 2025 General Election. This election included several levies and uncontested races. There were 15,620 ballots issued, 15,154 registered voters, and 8,586 ballots received. There are 94 challenged envelopes, eight challenged ballots, and nine informational ballots. Challenged ballots, including late returns, must be reviewed by the canvassing board before VoteWA is updated. The return rate for San Juan County was 55.53%. Councilmember McVeigh asked if that was low for this election. Ms. Armstrong states the 2023 General election was 40% so this election had a higher return rate than expected.

Challenged Envelopes	Total to Canvass	Accepted	Rejected
No Signature	15		15
Mismatch Signature	36	6	30
Late Return - Mail	42		42
Deceased	1		1
Total Challenged Envelopes sent to Canvass	94		
Challenged Ballots	Total to Canvass	Accepted	Rejected
Ballot race/measure/voter intent	8	8	
Misc - Information			
Signed – No voter information	2		
Ballot – Already voted	1		
Transfer – not eligible to vote in this election	4		
Reissue received	2		



SAN JUAN COUNTY
WASHINGTON

Natasha K. Warmenhoven, County Auditor

Camolyn Armstrong, Elections Manager

55 Second St · PO Box 638

Friday Harbor, WA 98250

(360) 378-3357

Sanjuancountywa.gov/elections

Ms. Armstrong presented the board with 15 no-signature ballots. The board rejected 15 ballots with no signatures. Ms. Armstrong notes the voters have until 4:30 p.m. today, November 24, 2025, to return their cure letters.

Ms. Armstrong presented the board with 36 mismatched signature ballots. Ms. Armstrong shared the process for receiving cure letters: they are scanned, and signatures are captured and added to the voter's profile. The board accepted six mismatched signature ballots and rejected 30.

Ms. Armstrong presented the board with 42 late return ballots. Ms. Armstrong shared that many of the late ballots were mailed on Election Day, although not postmarked until the following day. She expressed the efforts made to inform voters how to return their ballots on time, including issuing press releases recommending that voters return ballots a week before election day and a reminder that mail isn't being postmarked until the next day or later. The board rejected 42 late ballots.

Ms. Armstrong presented the board with one ballot signed by a deceased voter, explaining that their record stated the date of death was October 10th. The declaration on their envelope was signed and dated on October 18th. Ms. Armstrong explains that it was possible the declaration was misdated or their spouse dated it, because the signature appeared to match the voter's record. The other ballot in the household was also pulled to review the spouse's signature. Both ballots were dropped in the drop box. Prosecutor Vira asked the process of someone voting and dying before election day. Ms. Armstrong explained if the ballot is voted before their date of death and received by election day, then it is a counted vote. That was not the case in this situation, so the board rejected the deceased person's ballot.

Ms. Armstrong presented the board with nine miscellaneous ballots for informational purposes only. Two were returned to the drop box without a declaration envelope. Auditor Warmenhoven asks what the voter should have done in this situation. Ms. Armstrong explained that if the voters had written their names or contact information, we could have sent them a signature form with declaration to count the votes. Ms. Armstrong reminded voters that they can reach out so we can best assist them. One ballot was a duplicate that had already been voted. Four ballots were invalid; either the voter moved to a new county during the election, or the ballots were in the wrong election. Two ballots were reissued and received.

Ms. Armstrong presented the board with eight challenged ballots for review for voter intent. The canvassing board reviewed each ballot and accepted all eight.

Auditor Warmenhoven adjourned the canvassing board meeting at 9:23 a.m. with the promise to return tomorrow, November 25, 2025, for the certification of the election.



SAN JUAN COUNTY
WASHINGTON

Natasha K. Warmenhoven, County Auditor

Camolyn Armstrong, Elections Manager

55 Second St · PO Box 638

Friday Harbor, WA 98250

(360) 378-3357

Sanjuancountywa.gov/elections

November 25, 2025 – Certification

Attendees:

- Natasha Warmenhoven – San Juan County Auditor
- Kari McVeigh – San Juan County Council Member
- Amy Vira – San Juan County Prosecuting Attorney
- Camolyn Armstrong – San Juan County Elections Manager
- Cortney Evans – San Juan County Elections Specialist

Auditor Warmenhoven called the canvassing board certification meeting to order at 8:30 a.m. on Tuesday, November 25, 2025, at the San Juan County Elections office. Auditor Warmenhoven introduced the Canvassing Board members and the Elections staff.

Ms. Armstrong reviewed the number of cured ballots received by 4:30 p.m. on November 24, 2025. Those challenged ballots are now considered accepted. The last batch of ballots was processed on November 24, 2025, after 4:30 p.m., resulting in 15,620 ballots issued, 15,154 registered voters, 8,629 ballots received, and 8,549 ballots accepted. The reconciliation report reflects one no ballot. The final return percentage was 56.42%.

Of the 80 remaining challenged ballots, 42 were postmarked late and rejected by the Canvassing Board. Ms. Armstrong notes that one of the postmarked late ballots was a Primary Election ballot and was pulled. Ms. Armstrong notes that the deceased voter’s ballot was included in the postmarked late ballot results, leaving the final rejected and challenged ballots at 80. Prosecutor Vira asked if the eight challenged ballots were included in the challenged ballot total. Ms. Armstrong states they are not, as they were reviewed and accepted by the canvassing board.

Challenged Envelopes	Total to Canvass	Accepted	Rejected
No Signature	15	2	13
Cure forms received, processed, and accepted by Canvass	2		
Outstanding balance (letters sent to voters, no response)	13		
Mismatch Signature	36	11	25
Cure forms received, processed, and accepted by Canvass	11		
Outstanding balance (letters sent to voters, no response)	25		
Late Return – Mail (plus one deceased)	42	0	42
Total Challenged Envelopes sent to Canvass	80		
Challenged Ballots	Total to Canvass	Accepted	Rejected
Ballot race/measure/voter intent		8	0

Ms. Armstrong reviewed the ‘reconciliation report’ and shared that the report reflects one discrepancy. Ms. Armstrong explains that it is not a discrepancy, there was one envelope returned with no ballot. Ms. Armstrong explained that she needs to contact the State and get guidance on how to reconcile it. The ‘reconciliation report’ will be sent to the Secretary of State.



SAN JUAN COUNTY WASHINGTON

Natasha K. Warmenhoven, County Auditor
Camolyn Armstrong, Elections Manager

55 Second St · PO Box 638
Friday Harbor, WA 98250
(360) 378-3357

Sanjuancountywa.gov/elections

Ms. Armstrong shared that our overseas voters, who are set up to receive their ballot notification via email, receive their email notification 45 days prior to an election, and often get stuck in their junk or spam folder. This election Ms. Armstrong sent out reminder emails one week before election day, which resulted in a higher return rate from our overseas voters.

Ms. Armstrong presented the board with the 'official cumulative report', stating that the Lopez Park and Rec race for Commissioner No. 5, is one vote apart. Prosecutor Vira asked what the cutoff for a recount is, Ms. Armstrong shared it is one quarter of one percent (0.25%). Ms. Armstrong stated as of now we have one recount. Ms. Armstrong stated that after the election is certified, a date needs to be set for the canvassing board to meet and set a recount date. Ms. Armstrong stated we need to give notice to the candidates and the public of the canvassing board meeting, so no further action is happening today.

Ms. Armstrong explained the process of the post-election audit, the risk-limiting audit results, and the random compliance signature check. All audits yielded zero discrepancies.

Ms. Armstrong presented the board with the abstracts of the levies and bonds that were on the ballot. This abstract is sent to the Districts, Assessors' Office, and the Treasurer's Office along with a copy of the resolutions.

The Canvassing Board signed the Certification of the Canvassing Board and certified the November 4, 2025, General Election.

Ms. Armstrong and the board set another meeting for Monday, December 1, 2025, at 8:30 a.m., to set a recount date for the Lopez Park and Rec, Commissioner No. 5 race.

Auditor Warmenhoven concluded the canvassing board meeting at 8:54 a.m.

Respectfully submitted,

DocuSigned by:

52119570540747D...

Natasha Warmenhoven, SJC Auditor

Approved:

DocuSigned by:

52119570540747D...

Natasha Warmenhoven, SJC Auditor

Signed by:

2FA97C086288447...

Kari McVeigh, SJC Council Member

Signed by:

3D8D09274C0542B...

Amy Vira, SJC Prosecuting Attorney



SAN JUAN COUNTY WASHINGTON

Natasha K. Warmenhoven, County Auditor
Camolyn Armstrong, Elections Manager
55 Second St · PO Box 638
Friday Harbor, WA 98250
(360) 378-3357
Sanjuancountywa.gov/elections

General Election – November 4, 2025

Canvass Board Meeting - canvassing vote-by-mail and challenged ballots - Review

Monday, November 24, 2025

Canvass Board Members Present:

Natasha Warmenhoven, SJC Auditor

Kari McVeigh, SJC Councilmember

Amy Vira, SJC Prosecuting Attorney

Ballots issued: 15,620

Registered Voters: 15,154

Ballots received: 8,586

Ballots accepted: 55.53% Return

Challenged Envelopes

No Signature

15

	15
--	----

Mismatch Signature

36

6	30
---	----

Late Return - Mail

42

	42
--	----

Deceased

1

	1
--	---

Total Challenged Envelopes sent to Canvass

94

Challenged Ballots

Ballot race/measure/voter intent

8

8	
---	--

Total Rejected

--

Misc - Information

Signed - No voter Information

2 ✓

Ballot - Already voted

1 ✓

Xfr - Moved - Wrong election

4 ✓

Reissue received

2 ✓

San Juan County Auditor Signature:

Natasha Warmenhoven, SJC Auditor




San Juan County Canvass Board
Review of Late Mailed / Ballot Box Ballots

San Juan County Canvass Board
November 4, 2025, General Elections

On November 24, 2025 the Canvass Board reviewed 42 envelopes with late postmarks or late at ballot boxes.

_____ envelopes were accepted as timely and
42 envelopes were rejected as late by the Canvass Board.



Natasha Warmenhoven, SJC Auditor (witness)

November 24, 2025



Karl McVeigh, SJC Councilmember (witness)

November 24, 2025



Amy Vira, Prosecuting Attorney (witness)

November 24, 2025



SAN JUAN COUNTY WASHINGTON

Natasha K. Warmenhoven, County Auditor
Camolyn Armstrong, Elections Manager
55 Second St · PO Box 638
Friday Harbor, WA 98250
360-378-3357
SanJuanCountyWa.gov/Elections

General Election – November 4, 2025

Canvass Board Meeting - Certiifcation

Tuesday, November 25, 2025

Canvass Board Members Present:

Natasha Warmenhoven, SJC Auditor
Kari McVeigh, SJC Councilmember
Amy Vira, SJC Prosecuting Attorney

Ballots issued: 15,620
Registered Voters: 15,154
Ballots received: 8,629
Ballots accepted: 8,549 Return: 56.42%

Challenged Envelopes	Total to Canvass	Accepted	Rejected
No Signature	15	2	13
Cure forms received and processed and accepted by Canvass	2		
Outstanding balance (letters sent to voters, no response)	13		
Mismatch Signature	36	11	25
Cure forms received and processed and accepted by Canvass	11		
Outstanding balance (letters sent to voters, no response)	25		
Late Return – Mail (plus one deceased)	42	0	42
Total Challenged Envelopes sent to Canvass	80		

Challenged Ballots	Total to Canvass	Reviewed
Ballot race/measure/voter intent		8 0

San Juan County Auditor Signature:

Natasha Warmenhoven, SJC Auditor

San Juan County Auditor

Reconciliation Form

General information

County name San Juan
 Election date 11/4/2025

Registered voters eligible to participate

Active registered voters 15,154
 Inactive registered voters 645

Category Reconciliation (detailed accounting of ballots)

	Issued (number of voters issued ballots)	Credited voters in VoteWA (envelopes containing ballots)	Ballots Accepted (Counted / Tabulated)	Ballots not counted		Discrepancy (If zero, category balances)
				Ballots forwarded to other counties	Ballots Rejected	
UOCAVA	438	69	68	N/A	1	0
Federal write-in	N/A	0	0	N/A	0	0
Provisional	0	0	0	0	0	0
DREs	0	0	0	N/A	0	0
All voters not reported in above categories	15,182	8,560	8,480	0	79	1
Total for all voter categories	15,620	8,629	8,548	0	80	1

Summary

Reconciliation

Overall Ballot Reconciliation

Ballots Received	8,629
Ballots Accepted	8,548
Ballots Not Counted	80
Discrepancy	1

Voters credited to ballots counted

Credited voters in VoteWA	8,549
Credited envelopes without ballots	(1)
Voters not credited in VoteWA (examples: FWAB or ACP)	0
Total valid ballots	8,548
Discrepancy	0

Additional information

Replacement Ballots

Requested	185
Issued	185
Returned	90
Counted	89
Rejected	1

Return method

Email	48
Fax	0
Deposited at staffed, unstaffed deposit sites and voting centers	5,585
Non-UOCAVA returned by Fax or Email	0

Generation method

VoteWA	0
Other online programs	0
PDF originating from county	0
Non-UOCAVA ballots issued electronically	0

AVU

Estimated number of paper ballots printed by AVU	0
--	---

Category discrepancy explanation

VoteWA discrepancy explanation

Report prepared by: Camolyn Armstrong

Date: November 25, 2025

Contact number: 360-370-7563

Reconciliation Form

Data entry

General information	
County name	San Juan
Election date	11/4/2025

Registered voters eligible to participate	
Number of ACTIVE registered voters	15,154
Number of INACTIVE registered voters	645
Total registered voters eligible to participate	15,799

VoteWA	
How many voters were credited in VoteWA?	8,549
How many envelopes without ballots were credited, including ballots of other elections?	1
How many valid voters were NOT credited in VoteWA (ACP, FWAB)?	
Adjusted number of valid voters	8,548

Ballots issued	
What was the total number of ballots issued?	15,620
Of the total number above, how many UOCAVA ballots were issued?	438
Of the total number above, how many provisional ballots were issued?	-
Of the total number above, how many DRE ballots were issued?	-

Voted ballots received	
How many voted ballots (in total) did you receive?	8,629
Of the number above, how many UOCAVA ballots did you receive?	69
Of the number above, how many Federal write-in ballots did you receive?	-
Of the number above, how many provisional ballots did you receive?	-
Of the number above, how DRE ballots were cast?	-

Ballots Accepted	
How many ballots (in total) were counted/tabulated?	8,548
Of the number above, how many UOCAVA ballots were counted/tabulated?	68
Of the number above, how many Federal Write-in ballots were counted/tabulated?	-
Of the number above, how many provisional ballots were counted/tabulated?	-
Of the number above, how many DRE ballots were counted/tabulated?	-

Ballots NOT Counted/Tabulated	
Forwarded ballots	
Total ballots forwarded to other counties?	-
Of the total number above, how many of the forwarded ballots were provisional ballots?	-
Of the total number above, how many of the forwarded ballots were late transfer?	-
Rejected ballots	
Total ballots rejected	80
Of the total above, how many were rejected because of a missing signature?	13
Of the total above, how many were rejected because of the signature didn't match?	25
Of the total above, how many were rejected because of the ballot was Postmarked too late?	41
Of the total above, how many were rejected because they were returned electronically and no hardcopy was received?	-
Of the total above, how many were rejected other reasons?	1
Total UOCAVA ballots rejected	
Of the total above, how many were rejected because of a missing signature?	1
Of the total above, how many were rejected because of the signature didn't match?	-
Of the total above, how many were rejected because of the ballot was Postmarked too late?	-
Of the total above, how many were rejected other reasons?	-

Total Federal Write-in Absentee ballots rejected

Of the total above, how many were rejected because of a missing signature?

Of the total above, how many were rejected because of the signature didn't match?

Of the total above, how many were rejected because of the ballot was Postmarked too late?

Of the total above, how many were rejected other reasons?

Total provisional ballots rejected

Of the total above, how many were rejected because of a missing signature?

Of the total above, how many were rejected because of the signature didn't match?

Of the total above, how many were rejected because of the ballot was Postmarked too late?

Of the total above, how many were rejected other reasons?

Total DRE ballots rejected

-
-
-
-
-
-
-
-
-
-
-
-

Additional Information

Replacement Ballots

How many replacement ballots were requested?

How many replacement ballots were issued?

How many replacement ballots were received?

How many replacement ballots were counted?

How many replacement ballots were rejected?

185
185
90
89
1

Ballot generation method

How many ballots were generated through VoteWA?

How many ballots were generated through other online programs?

How many ballots were generated through a PDF originating from the county?

How many non-UOCAVA ballots were issued by email, fax, or online program?

-
-
-
-

Ballots returned

In total, how many ballots were returned by E-mail?

In total, how many ballots were returned by fax?

How many non-UOCAVA ballots were returned by E-Mail or fax?

How many ballots were deposited at staffed or unstaffed deposit sites and voting centers?

48
-
5,585

AVU

Please provide an estimate of the number of paper ballots printed by AVU

-

Signature

Report prepared by

Camolyn Armstrong

Date

11/25/25

Contact number

360-370-7563

Completing this form fulfils the requirements in RCW 29A.60.235 and 2011 c 10 s 62
Rev 2.4 (08/13/2019)

Cumulative Results Report

San Juan County

Official Results

2025 General Election

2025 General Election

Registered Voters

8548 of 15151 = 56.42%

Precincts Reporting

0 of 42 = 0.00%

Run Time 4:54 PM

11/4/2025

Run Date 11/24/2025

Page 1

State of Washington - Senate Joint Resolution 8201

Choice	Party	Absentee Voting		Early Voting		Total	
Approved		5,045	62.42%	0	0.00%	5,045	62.42%
Rejected		3,037	37.58%	0	0.00%	3,037	37.58%
Cast Votes:		8,082	100.00%	0	0.00%	8,082	100.00%
Undervotes:		466		0		466	
Overvotes:		0		0		0	
Unresolved write-in votes:		0		0		0	

Town of Friday Harbor Mayor

Choice	Party	Absentee Voting		Early Voting		Total	
Evan Perrollaz		555	56.00%	0	0.00%	555	56.00%
Emilio Santiago		436	44.00%	0	0.00%	436	44.00%
Cast Votes:		991	100.00%	0	0.00%	991	100.00%
Undervotes:		25		0		25	
Overvotes:		1		0		1	
Unresolved write-in votes:		8		0		8	

Town of Friday Harbor Council Member 3

Choice	Party	Absentee Voting		Early Voting		Total	
Anna Maria De Freitas		652	100.00%	0	0.00%	652	100.00%
Cast Votes:		652	100.00%	0	0.00%	652	100.00%
Undervotes:		345		0		345	
Overvotes:		0		0		0	
Unresolved write-in votes:		28		0		28	

Town of Friday Harbor Council Member 4

Choice	Party	Absentee Voting		Early Voting		Total	
Chelsey E. Dyer		661	100.00%	0	0.00%	661	100.00%
Cast Votes:		661	100.00%	0	0.00%	661	100.00%
Undervotes:		346		0		346	
Overvotes:		0		0		0	
Unresolved write-in votes:		18		0		18	

Cumulative Results Report

San Juan County

Official Results

2025 General Election

2025 General Election

Registered Voters

8548 of 15151 = 56.42%

Precincts Reporting

0 of 42 = 0.00%

Run Time 4:54 PM

11/4/2025

Run Date 11/24/2025

Page 2

San Juan Island School District No. 149 Director 1

Choice	Party	Absentee Voting		Early Voting		Total	
Melanie Hess		2,936	82.22%	0	0.00%	2,936	82.22%
Levi Wolf		635	17.78%	0	0.00%	635	17.78%
Cast Votes:		3,571	100.00%	0	0.00%	3,571	100.00%
Undervotes:		398		0		398	
Overvotes:		1		0		1	
Unresolved write-in votes:		9		0		9	

San Juan Island School District No. 149 Director 2

Choice	Party	Absentee Voting		Early Voting		Total	
Barbara Nash Bevens		2,505	100.00%	0	0.00%	2,505	100.00%
Cast Votes:		2,505	100.00%	0	0.00%	2,505	100.00%
Undervotes:		1,440		0		1,440	
Overvotes:		0		0		0	
Unresolved write-in votes:		34		0		34	

Orcas Island School District No. 137 Director 1

Choice	Party	Absentee Voting		Early Voting		Total	
Pamela Dobie Key		1,512	100.00%	0	0.00%	1,512	100.00%
Cast Votes:		1,512	100.00%	0	0.00%	1,512	100.00%
Undervotes:		1,193		0		1,193	
Overvotes:		0		0		0	
Unresolved write-in votes:		29		0		29	

Orcas Island School District No. 137 Director 2

Choice	Party	Absentee Voting		Early Voting		Total	
Michael Alperin		1,687	100.00%	0	0.00%	1,687	100.00%
Cast Votes:		1,687	100.00%	0	0.00%	1,687	100.00%
Undervotes:		1,025		0		1,025	
Overvotes:		0		0		0	
Unresolved write-in votes:		22		0		22	

Cumulative Results Report

San Juan County

Official Results

2025 General Election

2025 General Election

Registered Voters

8548 of 15151 = 56.42%

Precincts Reporting

0 of 42 = 0.00%

Run Time 4:54 PM

11/4/2025

Run Date 11/24/2025

Page 3

Orcas Island School District No. 137 Director 3

Choice	Party	Absentee Voting		Early Voting		Total	
Stefan Maxfield		1,469	100.00%	0	0.00%	1,469	100.00%
	Cast Votes:	1,469	100.00%	0	0.00%	1,469	100.00%
	Undervotes:	1,237		0		1,237	
	Overvotes:	0		0		0	
	Unresolved write-in votes:	28		0		28	

Orcas Island School District No. 137 Director 4

Choice	Party	Absentee Voting		Early Voting		Total	
Ady Kenady		1,629	100.00%	0	0.00%	1,629	100.00%
	Cast Votes:	1,629	100.00%	0	0.00%	1,629	100.00%
	Undervotes:	1,091		0		1,091	
	Overvotes:	0		0		0	
	Unresolved write-in votes:	14		0		14	

Lopez Island School District No. 144 Director 1

Choice	Party	Absentee Voting		Early Voting		Total	
Andrew Nichols		1,212	100.00%	0	0.00%	1,212	100.00%
	Cast Votes:	1,212	100.00%	0	0.00%	1,212	100.00%
	Undervotes:	500		0		500	
	Overvotes:	0		0		0	
	Unresolved write-in votes:	25		0		25	

Lopez Island School District No. 144 Director 2

Choice	Party	Absentee Voting		Early Voting		Total	
Matthew Bullock		928	100.00%	0	0.00%	928	100.00%
	Cast Votes:	928	100.00%	0	0.00%	928	100.00%
	Undervotes:	780		0		780	
	Overvotes:	0		0		0	
	Unresolved write-in votes:	29		0		29	

Cumulative Results Report

San Juan County

Official Results

2025 General Election

2025 General Election

Registered Voters

8548 of 15151 = 56.42%

Run Time 4:54 PM

11/4/2025

Precincts Reporting

0 of 42 = 0.00%

Run Date 11/24/2025

Page 4

Lopez Island School District No. 144 Director 5

Choice	Party	Absentee Voting	Early Voting	Total
Matthew Kredell		987 100.00%	0 0.00%	987 100.00%
	Cast Votes:	987 100.00%	0 0.00%	987 100.00%
	Undervotes:	720	0	720
	Overvotes:	0	0	0
	Unresolved write-in votes:	30	0	30

Shaw Island School District No. 10 Director 1

Choice	Party	Absentee Voting	Early Voting	Total
Shirley Sprenger Lange		89 100.00%	0 0.00%	89 100.00%
	Cast Votes:	89 100.00%	0 0.00%	89 100.00%
	Undervotes:	8	0	8
	Overvotes:	0	0	0
	Unresolved write-in votes:	1	0	1

Shaw Island School District No. 10 Director 2

Choice	Party	Absentee Voting	Early Voting	Total
Shannon Klohr		94 100.00%	0 0.00%	94 100.00%
	Cast Votes:	94 100.00%	0 0.00%	94 100.00%
	Undervotes:	4	0	4
	Overvotes:	0	0	0
	Unresolved write-in votes:	0	0	0

SJC Fire Protection District No. 2 Commissioner 1

Choice	Party	Absentee Voting	Early Voting	Total
R.J. Myers		1,449 100.00%	0 0.00%	1,449 100.00%
	Cast Votes:	1,449 100.00%	0 0.00%	1,449 100.00%
	Undervotes:	1,182	0	1,182
	Overvotes:	0	0	0
	Unresolved write-in votes:	28	0	28

Cumulative Results Report

San Juan County

Official Results

2025 General Election

2025 General Election

Registered Voters

8548 of 15151 = 56.42%

Run Time 4:54 PM

11/4/2025

Precincts Reporting

0 of 42 = 0.00%

Run Date 11/24/2025

Page 5

SJC Fire Protection District No. 2 Commissioner 4

Choice	Party	Absentee Voting		Early Voting		Total	
Elisabeth Darby Britt		1,589	100.00%	0	0.00%	1,589	100.00%
	Cast Votes:	1,589	100.00%	0	0.00%	1,589	100.00%
	Undervotes:	1,049		0		1,049	
	Overvotes:	0		0		0	
	Unresolved write-in votes:	21		0		21	

SJC Fire Protection District No. 2 Commissioner 5

Choice	Party	Absentee Voting		Early Voting		Total	
Karen Guice		1,565	100.00%	0	0.00%	1,565	100.00%
	Cast Votes:	1,565	100.00%	0	0.00%	1,565	100.00%
	Undervotes:	1,080		0		1,080	
	Overvotes:	0		0		0	
	Unresolved write-in votes:	14		0		14	

SJC Fire Protection District No. 3 Commissioner 1

Choice	Party	Absentee Voting		Early Voting		Total	
Mike Coryell		2,488	100.00%	0	0.00%	2,488	100.00%
	Cast Votes:	2,488	100.00%	0	0.00%	2,488	100.00%
	Undervotes:	1,461		0		1,461	
	Overvotes:	0		0		0	
	Unresolved write-in votes:	30		0		30	

SJC Fire Protection District No. 4 Commissioner 1

Choice	Party	Absentee Voting		Early Voting		Total	
Rebecca Smith		1,063	100.00%	0	0.00%	1,063	100.00%
	Cast Votes:	1,063	100.00%	0	0.00%	1,063	100.00%
	Undervotes:	597		0		597	
	Overvotes:	0		0		0	
	Unresolved write-in votes:	21		0		21	

Cumulative Results Report

2025 General Election

Run Time 4:54 PM
Run Date 11/24/2025**San Juan County**

2025 General Election

11/4/2025

Page 6

Official ResultsRegistered Voters
8548 of 15151 = 56.42%Precincts Reporting
0 of 42 = 0.00%**SJC Fire Protection District No. 4 Commissioner 3**

Choice	Party	Absentee Voting		Early Voting		Total	
Shirwin Smith		1,060	100.00%	0	0.00%	1,060	100.00%
	Cast Votes:	1,060	100.00%	0	0.00%	1,060	100.00%
	Undervotes:	610		0		610	
	Overvotes:	0		0		0	
	Unresolved write-in votes:	11		0		11	

SJC Fire Protection District No. 5 Commissioner 1

Choice	Party	Absentee Voting		Early Voting		Total	
Gary V Lange		93	100.00%	0	0.00%	93	100.00%
	Cast Votes:	93	100.00%	0	0.00%	93	100.00%
	Undervotes:	5		0		5	
	Overvotes:	0		0		0	
	Unresolved write-in votes:	0		0		0	

Port of Friday Harbor Commissioner 1

Choice	Party	Absentee Voting		Early Voting		Total	
Graham "Gib" Black		2,485	100.00%	0	0.00%	2,485	100.00%
	Cast Votes:	2,485	100.00%	0	0.00%	2,485	100.00%
	Undervotes:	1,415		0		1,415	
	Overvotes:	0		0		0	
	Unresolved write-in votes:	42		0		42	

Port of Orcas Commissioner 1

Choice	Party	Absentee Voting		Early Voting		Total	
Allan Tone		1,572	100.00%	0	0.00%	1,572	100.00%
	Cast Votes:	1,572	100.00%	0	0.00%	1,572	100.00%
	Undervotes:	1,072		0		1,072	
	Overvotes:	0		0		0	
	Unresolved write-in votes:	15		0		15	

Cumulative Results Report**San Juan County****Official Results**

2025 General Election

2025 General Election

Registered Voters

8543 of 15151 = 56.42%

Run Time 4:54 PM

11/4/2025

Precincts Reporting

0 of 42 = 0.00%

Run Date 11/24/2025

Page 7

Port of Orcas Commissioner 2

Choice	Party	Absentee Voting	Early Voting	Total
Richard Fant		1,597 100.00%	0 0.00%	1,597 100.00%
	Cast Votes:	1,597 100.00%	0 0.00%	1,597 100.00%
	Undervotes:	1,055	0	1,055
	Overvotes:	0	0	0
	Unresolved write-in votes:	7	0	7

Port of Orcas Commissioner 4

Choice	Party	Absentee Voting	Early Voting	Total
Robert Hamilton		1,572 100.00%	0 0.00%	1,572 100.00%
	Cast Votes:	1,572 100.00%	0 0.00%	1,572 100.00%
	Undervotes:	1,076	0	1,076
	Overvotes:	0	0	0
	Unresolved write-in votes:	11	0	11

Port of Lopez Commissioner 3

Choice	Party	Absentee Voting	Early Voting	Total
Paul S. Henriksen		1,077 100.00%	0 0.00%	1,077 100.00%
	Cast Votes:	1,077 100.00%	0 0.00%	1,077 100.00%
	Undervotes:	574	0	574
	Overvotes:	0	0	0
	Unresolved write-in votes:	30	0	30

San Juan Island Park & Rec District Commissioner 2

Choice	Party	Absentee Voting	Early Voting	Total
Candace Ragsdale		2,581 100.00%	0 0.00%	2,581 100.00%
	Cast Votes:	2,581 100.00%	0 0.00%	2,581 100.00%
	Undervotes:	1,337	0	1,337
	Overvotes:	0	0	0
	Unresolved write-in votes:	24	0	24

Cumulative Results Report

San Juan County

Official Results

2025 General Election

2025 General Election

Registered Voters

8548 of 15151 = 56.42%

Run Time 4:54 PM

11/4/2025

Precincts Reporting

0 of 42 = 0.00%

Run Date 11/24/2025

Page 8

San Juan Island Park & Rec District Commissioner 3

Choice	Party	Absentee Voting		Early Voting		Total	
Scott Zehner		2,588	100.00%	0	0.00%	2,588	100.00%
	Cast Votes:	2,588	100.00%	0	0.00%	2,588	100.00%
	Undervotes:	1,333		0		1,333	
	Overvotes:	0		0		0	
	Unresolved write-in votes:	21		0		21	

San Juan Island Park & Rec District Commissioner 5

Choice	Party	Absentee Voting		Early Voting		Total	
Allison Moalli		2,523	100.00%	0	0.00%	2,523	100.00%
	Cast Votes:	2,523	100.00%	0	0.00%	2,523	100.00%
	Undervotes:	1,397		0		1,397	
	Overvotes:	0		0		0	
	Unresolved write-in votes:	22		0		22	

Orcas Island Park & Rec District Commissioner 2

Choice	Party	Absentee Voting		Early Voting		Total	
Bob Eagan		1,811	100.00%	0	0.00%	1,811	100.00%
	Cast Votes:	1,811	100.00%	0	0.00%	1,811	100.00%
	Undervotes:	830		0		830	
	Overvotes:	0		0		0	
	Unresolved write-in votes:	18		0		18	

Orcas Island Park & Rec District Commissioner 4

Choice	Party	Absentee Voting		Early Voting		Total	
Woody Ciskowski		1,720	100.00%	0	0.00%	1,720	100.00%
Joseph Segault (W)		0	0.00%	0	0.00%	0	0.00%
	Cast Votes:	1,720	100.00%	0	0.00%	1,720	100.00%
	Undervotes:	857		0		857	
	Overvotes:	0		0		0	
	Unresolved write-in votes:	82		0		82	

Cumulative Results Report

2025 General Election

Run Time 4:54 PM
Run Date 11/24/2025

San Juan County

2025 General Election

11/4/2025

Page 9

Official Results

Registered Voters
8548 of 15151 = 56.42%

Precincts Reporting
0 of 42 = 0.00%

Orcas Island Park & Rec District Commissioner 5

Choice	Party	Absentee Voting		Early Voting		Total	
Deborah Heffley Jones		1,669	100.00%	0	0.00%	1,669	100.00%
	Cast Votes:	1,669	100.00%	0	0.00%	1,669	100.00%
	Undervotes:	974		0		974	
	Overvotes:	0		0		0	
	Unresolved write-in votes:	16		0		16	

Lopez Island Park & Rec District Commissioner 1

Choice	Party	Absentee Voting		Early Voting		Total	
Lynn Slaughter		888	100.00%	0	0.00%	888	100.00%
	Cast Votes:	888	100.00%	0	0.00%	888	100.00%
	Undervotes:	747		0		747	
	Overvotes:	0		0		0	
	Unresolved write-in votes:	46		0		46	

Lopez Island Park & Rec District Commissioner 2

Choice	Party	Absentee Voting		Early Voting		Total	
Brady Smith		957	100.00%	0	0.00%	957	100.00%
	Cast Votes:	957	100.00%	0	0.00%	957	100.00%
	Undervotes:	690		0		690	
	Overvotes:	0		0		0	
	Unresolved write-in votes:	34		0		34	

Lopez Island Park & Rec District Commissioner 3

Choice	Party	Absentee Voting		Early Voting		Total	
Jenny Poole		967	100.00%	0	0.00%	967	100.00%
	Cast Votes:	967	100.00%	0	0.00%	967	100.00%
	Undervotes:	679		0		679	
	Overvotes:	0		0		0	
	Unresolved write-in votes:	35		0		35	

Cumulative Results Report

San Juan County

Official Results

2025 General Election

2025 General Election

Registered Voters
8543 of 15151 = 56.42%

Run Time 4:54 PM
Run Date 11/24/2025

11/4/2025

Precincts Reporting
0 of 42 = 0.00%

Page 10

Lopez Island Park & Rec District Commissioner 4

Choice	Party	Absentee Voting		Early Voting		Total	
Bridie Spreine		668	48.44%	0	0.00%	668	48.44%
Chuenchom S. Greacen		711	51.56%	0	0.00%	711	51.56%
Cast Votes:		1,379	100.00%	0	0.00%	1,379	100.00%
Undervotes:		285		0		285	
Overvotes:		0		0		0	
Unresolved write-in votes:		17		0		17	

Lopez Island Park & Rec District Commissioner 5

Choice	Party	Absentee Voting		Early Voting		Total	
Christopher 'Kit' Ledbetter		705	50.04%	0	0.00%	705	50.04%
Dan Post		704	49.96%	0	0.00%	704	49.96%
Cast Votes:		1,409	100.00%	0	0.00%	1,409	100.00%
Undervotes:		265		0		265	
Overvotes:		0		0		0	
Unresolved write-in votes:		7		0		7	

SJC Cemetery District No. 1 Commissioner 1

Choice	Party	Absentee Voting		Early Voting		Total	
Jeri L. Ahrenius		2,557	100.00%	0	0.00%	2,557	100.00%
Cast Votes:		2,557	100.00%	0	0.00%	2,557	100.00%
Undervotes:		1,366		0		1,366	
Overvotes:		0		0		0	
Unresolved write-in votes:		19		0		19	

SJC Cemetery District No. 3 Commissioner 1

Choice	Party	Absentee Voting		Early Voting		Total	
Patricia Resch		1,249	100.00%	0	0.00%	1,249	100.00%
Cast Votes:		1,249	100.00%	0	0.00%	1,249	100.00%
Undervotes:		821		0		821	
Overvotes:		0		0		0	
Unresolved write-in votes:		4		0		4	

Cumulative Results Report

San Juan County

Official Results

2025 General Election

2025 General Election

Registered Voters

8548 of 15151 = 56.42%

Precincts Reporting

0 of 42 = 0.00%

Run Time 4:54 PM

11/4/2025

Run Date 11/24/2025

Page 11

SJC Cemetery District No. 3 Commissioner 3

Choice	Party	Absentee Voting		Early Voting		Total	
Glenn Aust		1,220	100.00%	0	0.00%	1,220	100.00%
	Cast Votes:	1,220	100.00%	0	0.00%	1,220	100.00%
	Undervotes:	847		0		847	
	Overvotes:	0		0		0	
	Unresolved write-in votes:	7		0		7	

SJC Public Hospital District No. 1 Commissioner 1

Choice	Party	Absentee Voting		Early Voting		Total	
Gail Leschine-Seitz		2,306	100.00%	0	0.00%	2,306	100.00%
	Cast Votes:	2,306	100.00%	0	0.00%	2,306	100.00%
	Undervotes:	1,620		0		1,620	
	Overvotes:	0		0		0	
	Unresolved write-in votes:	53		0		53	

SJC Public Hospital District No. 2 Commissioner 1

Choice	Party	Absentee Voting		Early Voting		Total	
Jessica Velo		957	100.00%	0	0.00%	957	100.00%
	Cast Votes:	957	100.00%	0	0.00%	957	100.00%
	Undervotes:	683		0		683	
	Overvotes:	0		0		0	
	Unresolved write-in votes:	41		0		41	

SJC Public Hospital District No. 2 Commissioner 2

Choice	Party	Absentee Voting		Early Voting		Total	
Steven Greenstein		767	55.66%	0	0.00%	767	55.66%
Corey Casper		611	44.34%	0	0.00%	611	44.34%
	Cast Votes:	1,378	100.00%	0	0.00%	1,378	100.00%
	Undervotes:	297		0		297	
	Overvotes:	0		0		0	
	Unresolved write-in votes:	6		0		6	

Cumulative Results Report

San Juan County

Official Results

2025 General Election

2025 General Election

Registered Voters

8548 of 15151 = 56.42%

Precincts Reporting

0 of 42 = 0.00%

Run Time 4:54 PM

11/4/2025

Run Date 11/24/2025

Page 12

SJC Public Hospital District No. 2 Commissioner 5

Choice	Party	Absentee Voting		Early Voting		Total	
Albert Berger		672	45.19%	0	0.00%	672	45.19%
Heather Arps		815	54.81%	0	0.00%	815	54.81%
Cast Votes:		1,487	100.00%	0	0.00%	1,487	100.00%
Undervotes:		190		0		190	
Overvotes:		1		0		1	
Unresolved write-in votes:		3		0		3	

SJC Public Hospital District No. 3 Commissioner 2

Choice	Party	Absentee Voting		Early Voting		Total	
Alison Sanders		1,616	100.00%	0	0.00%	1,616	100.00%
Cast Votes:		1,616	100.00%	0	0.00%	1,616	100.00%
Undervotes:		1,031		0		1,031	
Overvotes:		0		0		0	
Unresolved write-in votes:		12		0		12	

SJC Public Hospital District No. 3 Commissioner 4

Choice	Party	Absentee Voting		Early Voting		Total	
Diane L Boteler		1,568	100.00%	0	0.00%	1,568	100.00%
Cast Votes:		1,568	100.00%	0	0.00%	1,568	100.00%
Undervotes:		1,069		0		1,069	
Overvotes:		0		0		0	
Unresolved write-in votes:		22		0		22	

Eastsound Sewer & Water District Commissioner 1

Choice	Party	Absentee Voting		Early Voting		Total	
Eric Sturtz		658	100.00%	0	0.00%	658	100.00%
Cast Votes:		658	100.00%	0	0.00%	658	100.00%
Undervotes:		437		0		437	
Overvotes:		0		0		0	
Unresolved write-in votes:		6		0		6	

Cumulative Results Report

San Juan County

Official Results

2025 General Election

2025 General Election

Registered Voters
6548 of 15151 = 56.42%

Run Time 4:54 PM
Run Date 11/24/2025

11/4/2025

Precincts Reporting
0 of 42 = 0.00%

Page 13

Mackaye Harbor Water District Commissioner 3

Choice	Party	Absentee Voting	Early Voting	Total
Scott Allen		33 100.00%	0 0.00%	33 100.00%
	Cast Votes:	33 100.00%	0 0.00%	33 100.00%
	Undervotes:	20	0	20
	Overvotes:	0	0	0
	Unresolved write-in votes:	1	0	1

Orcas Island School District No. 137 - Proposition No. 1 - Capital Projects Levy for Sitework and Safety Improvements

Choice	Party	Absentee Voting	Early Voting	Total
Yes		1,671 62.70%	0 0.00%	1,671 62.70%
No		994 37.30%	0 0.00%	994 37.30%
	Cast Votes:	2,665 100.00%	0 0.00%	2,665 100.00%
	Undervotes:	68	0	68
	Overvotes:	1	0	1
	Unresolved write-in votes:	0	0	0

Orcas Island School District No. 137 - Proposition No. 2 - Educational Programs and Operations Levy

Choice	Party	Absentee Voting	Early Voting	Total
Yes		1,842 68.65%	0 0.00%	1,842 68.65%
No		841 31.35%	0 0.00%	841 31.35%
	Cast Votes:	2,683 100.00%	0 0.00%	2,683 100.00%
	Undervotes:	51	0	51
	Overvotes:	0	0	0
	Unresolved write-in votes:	0	0	0

SJC Fire Protection District No. 2 - Proposition No. 1 - General Obligation Bonds - \$18,500,000

Choice	Party	Absentee Voting	Early Voting	Total
Yes		1,760 67.98%	0 0.00%	1,760 67.98%
No		829 32.02%	0 0.00%	829 32.02%
	Cast Votes:	2,589 100.00%	0 0.00%	2,589 100.00%
	Undervotes:	70	0	70
	Overvotes:	0	0	0
	Unresolved write-in votes:	0	0	0

Cumulative Results Report

San Juan County

Official Results

2025 General Election

2025 General Election

Registered Voters
8548 of 15151 = 56.42%

Run Time 4:54 PM
Run Date 11/24/2025

11/4/2025

Precincts Reporting
0 of 42 = 0.00%

Page 14

SJC Public Hospital District No. 1 - Proposition No. 1 - Authorizing Regular Property Tax Levy

Choice	Party	Absentee Voting		Early Voting		Total	
Yes		2,301	60.79%	0	0.00%	2,301	60.79%
No		1,484	39.21%	0	0.00%	1,484	39.21%
Cast Votes:		3,785	100.00%	0	0.00%	3,785	100.00%
Undervotes:		194		0		194	
Overvotes:		0		0		0	
Unresolved write-in votes:		0		0		0	

Orcas Island Library District - Proposition No. 1 - Establishing Regular Property Tax Levy Rate

Choice	Party	Absentee Voting		Early Voting		Total	
Yes		1,667	64.04%	0	0.00%	1,667	64.04%
No		936	35.96%	0	0.00%	936	35.96%
Cast Votes:		2,603	100.00%	0	0.00%	2,603	100.00%
Undervotes:		56		0		56	
Overvotes:		0		0		0	
Unresolved write-in votes:		0		0		0	

Lopez Island Park and Rec District - Proposition No. 1 - Formation of Lopez Island Park and Recreation District

Choice	Party	Absentee Voting		Early Voting		Total	
Yes		986	59.98%	0	0.00%	986	59.98%
No		658	40.02%	0	0.00%	658	40.02%
Cast Votes:		1,644	100.00%	0	0.00%	1,644	100.00%
Undervotes:		37		0		37	
Overvotes:		0		0		0	
Unresolved write-in votes:		0		0		0	

Lopez Island Park and Rec District - Proposition No. 2 - Levy

Choice	Party	Absentee Voting		Early Voting		Total	
Yes		814	49.69%	0	0.00%	814	49.69%
No		824	50.31%	0	0.00%	824	50.31%
Cast Votes:		1,638	100.00%	0	0.00%	1,638	100.00%
Undervotes:		43		0		43	
Overvotes:		0		0		0	
Unresolved write-in votes:		0		0		0	

Cumulative Results Report

San Juan County

Official Results

2025 General Election

2025 General Election

Registered Voters
8548 of 15151 = 56.42%

Run Time 4:54 PM
Run Date 11/24/2025

11/4/2025

Precincts Reporting
0 of 42 = 0.00%

Page 15

Lopez Solid Waste Disposal District - Proposition No. 1 - Excess Property Tax Levy for 2026

Choice	Party	Absentee Voting		Early Voting		Total	
Yes		1,282	77.84%	0	0.00%	1,282	77.84%
No		365	22.16%	0	0.00%	365	22.16%
Cast Votes:		1,647	100.00%	0	0.00%	1,647	100.00%
Undervotes:		34		0		34	
Overvotes:		0		0		0	
Unresolved write-in votes:		0		0		0	

*** End of report ***

Manual Count of Random Groups - Post Election Audit

Date of Election: November 4, 2025 General Election

Race to be counted: Town of Friday Harbor, Mayor Race

Response	Batch						Manual Totals	Machine Totals
	216	215	214	213	217	212		
Evan Perrollaz	6	6	5	4	4	6	31	31
Emilio Santiago	5	9	10	6	3	5	40	40
Write-in	0	0	2	0	0	0	2	2
Overvoter	0	0	0	0	0	0	0	0
Undervote	0	2	0	0	1	1	4	4

Explain any discrepancies : _____

Manual Audit matched machine count: Yes; No

Audit results certified by:

Elections Manager:  Date Nov 5, 2025

Camolyn Armstrong

Cumulative Results Report**San Juan County****Unofficial Results**

2025 General Post-Election Audit

2025 General Election

Registered Voters

290 of 15151 = 1.91%

Precincts Reporting

0 of 42 = 0.00%

Run Time 12:02 PM

11/4/2025

Run Date 11/05/2025

Page 1

State of Washington - Senate Joint Resolution 8201

Choice	Party	Absentee Voting		Early Voting		Total	
Approved		152	54.09%	0	0.00%	152	54.09%
Rejected		129	45.91%	0	0.00%	129	45.91%
Cast Votes:		281	100.00%	0	0.00%	281	100.00%
Undervotes:		9		0		9	
Overvotes:		0		0		0	
Unresolved write-in votes:		0		0		0	

Town of Friday Harbor Mayor

Choice	Party	Absentee Voting		Early Voting		Total	
Evan Perrollaz		31	43.66%	0	0.00%	31 ✓	43.66%
Emilio Santiago		40	56.34%	0	0.00%	40 ✓	56.34%
Cast Votes:		71	100.00%	0	0.00%	71	100.00%
Undervotes:		4		0		4 ✓	
Overvotes:		0		0		0	
Unresolved write-in votes:		0		0		0	

Town of Friday Harbor Council Member 3

Choice	Party	Absentee Voting		Early Voting		Total	
Anna Maria De Freitas		48	100.00%	0	0.00%	48	100.00%
Cast Votes:		48	100.00%	0	0.00%	48	100.00%
Undervotes:		26		0		26	
Overvotes:		0		0		0	
Unresolved write-in votes:		0		0		0	

Town of Friday Harbor Council Member 4

Choice	Party	Absentee Voting		Early Voting		Total	
Chelsey E. Dyer		49	100.00%	0	0.00%	49	100.00%
Cast Votes:		49	100.00%	0	0.00%	49	100.00%
Undervotes:		27		0		27	
Overvotes:		0		0		0	
Unresolved write-in votes:		0		0		0	

Manual Count of Random Groups - Post Election Audit

Date of Election: November 4, 2025 General Election

Race to be counted: **Town of Friday Harbor, Mayor Race**

Batch *2/6*

Response	Count Team 1	Count Team 2		Manual Totals
Evan Perrollaz	<i>6</i>	<i>6</i>		<i>6</i>
Emilio Santiago	<i>5</i>	<i>5</i>		<i>5</i>
Write-in	<i>0</i>	<i>0</i>		<i>0</i>
Overvoter	<i>0</i>	<i>0</i>		<i>0</i>
Undervote	<i>0</i>	<i>0</i>		<i>0</i>

Audit results processed by:

Count Team 1:

Sign 1. *Kim Burns* Date *11/5/2025*

Sign 1. *Don. News* Date *11/5/25*

Count Team 2:

Sign 1. *D. Buganski* Date *11-5-25*

Sign 2. *R. D. News* Date *11-5-25*

Manual Count of Random Groups - Post Election Audit

Date of Election: November 4, 2025 General Election

Race to be counted: **Town of Friday Harbor, Mayor Race**

Batch 215

Response	Count Team 1	Count Team 2	Manual Totals
Evan Perrollaz	6	6	6
Emilio Santiago	9	9	9
Write-in	0	0	0
Overvoter	0	0	0
Undervote	2	2	2

Audit results processed by:

Count Team 1:

Sign 1. Thom J. Burns Date 11/5/25

Sign 1. J. Buganik Date 11-5-25

Count Team 2:

Sign 1. Kim Burns Date 11/5/2025

Sign 2. DeM. Keen Date 11/5/25

Manual Count of Random Groups - Post Election Audit

Date of Election: November 4, 2025 General Election

Race to be counted: **Town of Friday Harbor, Mayor Race**

Batch 217

Response	Batch <u>217</u>		Manual Totals
	Count Team 1	Count Team 2	
Evan Perrollaz	5	5	5
Emilio Santiago	10	10	10
Write-in	2	2	2
Overvoter	0	0	0
Undervote	0	0	0

Audit results processed by:

Count Team 1:

Sign 1. *[Signature]* Date 11-5-25

Sign 1. *[Signature]* Date 11-5-25

Count Team 2:

Sign 1. *[Signature]* Date 11-5-25

Sign 2. *[Signature]* Date 11-5-25

Manual Count of Random Groups - Post Election Audit

Date of Election: November 4, 2025 General Election

Race to be counted: **Town of Friday Harbor, Mayor Race**

Batch 213

Response	Count Team 1	Count Team 2	Manual Totals
Evan Perrollaz	4	4	4
Emilio Santiago	8	8	8
Write-in	0	0	0
Overvoter	0	0	0
Undervote	0	0	0

Audit results processed by:

Count Team 1:

Sign 1. SM Heun Date 11/5/25

Sign 1. Kim Burns Date 11/5/25

Count Team 2:

Sign 1. Romy Heun Date 11-5-25

Sign 2. R Buganski Date 11-5-25

Manual Count of Random Groups - Post Election Audit

Date of Election: November 4, 2025 General Election

Race to be counted: **Town of Friday Harbor, Mayor Race**

Batch 217

Response	Count Team 1	Count Team 2	Manual Totals
Evan Perrollaz	4	4	4
Emilio Santiago	3	3	3
Write-in	0	0	0
Overvoter	0	0	0
Undervote	1	1	1

Audit results processed by:
Count Team 1:

Sign 1. *DM. Kern* Date 11/5/25

Sign 1. *Kim Burns* Date 11/5/25

Count Team 2:

Sign 1. *Paul H.* Date 11-5-25

Sign 2. *W. Bergansk* Date 11.5.25

Manual Count of Random Groups - Post Election Audit

Date of Election: November 4, 2025 General Election

Race to be counted: **Town of Friday Harbor, Mayor Race**

Batch 218

Response	Count Team 1	Count Team 2	Manual Totals
Evan Perrollaz	6	6	6
Emilio Santiago	5	5	5
Write-in		0	0
Overvoter		0	0
Undervote	1	1	1

Audit results processed by:

Count Team 1:

Sign 1. *L Buganski* Date 11-5-25

Sign 1. *A. Brown* Date 11-5-25

Count Team 2:

Sign 1. *Kim Burns* Date 11-5-2025

Sign 2. *J.M. Turner* Date 11/5/25

M 40

Random Compliance Signature Check (RCSC) Log

Election: November 4, 2025 General Election

County: San Juan

Challenged Signatures to Check: 2

Number and Ballot IDs are provided by Secretary of State's random sampling process.

Random Compliance Check							
Batch #	Ballot ID#	Voter First Name	Voter Last Name	User ID / Staff Name	Signature Status	Corrected Status if Applicable	RCSC Staff Initials
	<i>Provided by Sec. of State Random Sampling</i>			<i>Relating to the last review</i>	<i>(All should be "signature does not match")</i>	<i>A change in status indicates a standard is not met</i>	
206	1-162259782	ETHAN	FITTS	CPA/CRE	NO MATCH		RZW
237	1-162256489	TRISTAN	WILBUR	CPA/CRE	NO MATCH		RZW

Total Signatures Checked: 2 Total corrections: 0

IF Corrections made:

- Signatures checkers provided appropriate feedback/training. (leave blank if no corrections)
- Attach a brief reason for each correction/accepted signature. Identify the standard applied for the

Staff Name: Natasha Warmenhoven

(Full time county staff member or manager.)

Staff Signature: 

(Penna signature)

Reason for Correction(s):

ELECTION INFO

Organization Election N: State
 Washington 2025 Gene WA

CONTESTS

Contest Name	Targeted?	Number of	Votes Allow	Total Ballot	Vote Totals
Senate Joint Resolution No. 8201	Targeted	1	1	1894339	Approved: 1055904; Rejected: 767377
City Of Dayton Council Member No. 1	Targeted	1	1	839	Dave Harvey: 509; Laura U. Aukerman: 329; Write-in: 1
City Of Shelton Council Member No. 3	Targeted	1	1	1851	Kenneth G Mobley: 811; Sharon Schirman: 958; Write-in: 6
City Of Spokane Valley Council Position No. 7	Targeted	1	1	22978	Brad Hohn: 7783; Laura Padden: 13093; Write-in: 339
Whatcom County - Proposition No. 6 Adjusting The Calculation Of Si	Targeted	1	1	76469	Approved: 33928; Rejected: 38601

CONTEST NAME STANDARDIZATIONS

Jurisdiction	Contest N: CVR Contest Name
Asotin	Senate Joir Proposed Constitutional Amendment
Benton	Senate Joir Senate Joint Resolution 8201
Clallam	Senate Joir Senate Joint Resolution 8201
Columbia	City Of Day City of
Cowlitz	Senate Joir Senate Joint Resolution 8201
Ferry	Senate Joir Senate Joint Resolution 8201
Grant	Senate Joir Senate Joint Resolution 8201
Grays Harbor	Senate Joir Senate Joint Resolution 8201
Jefferson	Senate Joir Proposed Constitutional Amendment
King	Senate Joir Senate Joint Resolution 8201
Kittitas	Senate Joir Proposed Constitutional Amendment
Lewis	Senate Joir Senate Joint Resolution 8201
Mason	City Of She City of Shelton Council Member 3
Okanogan	Senate Joir Senate Joint Resolution 8201
Pend Oreille	Senate Joir Senate Joint Resolution 8201
Pierce	Senate Joir Senate Joint Resolution 8201
San Juan	Senate Joir State of Washington - Senate Joint Resolution 8201
Snohomish	Senate Joir Senate Joint Resolution 8201
Spokane	City Of Spo City of Spokane Valley - Council Position No. 7
Spokane	Senate Joir Senate Joint Resolution 8201
Stevens	Senate Joir Proposed Constitutional Amendment
Wahkiakum	Senate Joir Senate Joint Resolution 8201
Walla Walla	Senate Joir Senate Joint Resolution No. 8201 State of Washington
Whatcom	Senate Joir State of Washington Senate Joint Resolution 8201
Whatcom	Whatcom C WC Prop 6 Adjusting Signatures Required for Referendum
Whitman	Senate Joir SJR 8201 (493)

AUDIT SETTINGS

Audit Name	Audit Type	Audit Math	Risk Limit	Random Se	Online Data Entry?
2025-11 Statewide Random Ballot Audit	BALLOT_C(CARD_STYI	5%	95884010	Yes

AUDIT BOARDS

Jurisdiction Name	Audit Boar	Member 1	Member 1 ,	Member 2	Member 2 Affiliation
Chelan	Audit Boar	Evita Escalera		Logan Jasperson	
Clallam	Audit Boar	Ian Hillway		Ryan O'Hara	
Clark	Audit Boar	Sharla Comastro		Luba Ross	
Columbia	Audit Boar	Will Hutchens		Cathy Abel	
Douglas	Audit Boar	Ruth Martin		Sharina Weber	
Grays Harbor	Audit Boar	Scott Turnbull		Ryan McClure	
King	Audit Boar	Jonathan H. Keith		Jerelyn Hampton	
Kitsap	Audit Boar	Zach Reyes		Michael Aguirre	
Klickitat	Audit Boar	Ellie Casey		Elayna James	
Lewis	Audit Boar	Tom Stanton		Jolene Manuel	
Mason	Audit Boar	Marie Stevenson		Kailey Chappell	
Okanogan	Audit Boar	Jamie Grooms		Cari Hall	
Pierce	Audit Boar	Amy Geisen		Brad Pearsall	
San Juan	Audit Boar	Camolyn Armstrong		Cortney Evans	
Skagit	Audit Boar	Gabrielle Clay		Kelly Moselage	
Snohomish	Audit Boar	Max Wilson		Esther Borg	
Spokane	Audit Boar	Maureen Joplin		Deanna Mosman	
Spokane	Audit Boar	Kris Forgey-Haynie		Amelia Odeen	
Whatcom	Audit Boar	Stacy Henthorn		Andrea Savage	
Whatcom	Audit Boar	Amy Grasher		Leah DeVries	
Whatcom	Audit Boar	Dalesmy Gonzalez		Dodi Martin	
Whatcom	Audit Boar	Kellye Conner		Laurie Dawson	
Yakima	Audit Boar	Adai Salto		Alex Ramirez	
Yakima	Audit Boar	Adai Salto		Alex Ramirez	

ROUNDS

Round Number	Contest N:	Targeted?	Sample Siz	Risk Limit	N	P-Value	Start Time	End Time	Audited Votes
1	Senate Joir	Targeted	45	Yes	0.032539	2025-11-11	2025-11-11	2025-11-11	Approved: 21; Rejected: 22
1	City Of Day	Targeted	32	Yes	0.030595	2025-11-11	2025-11-11	2025-11-11	Dave Harvey: 20; Laura U. Aukerman: 12; Write

Audit Board #1

Container: 60-89

Tabulator: D2300327305

Batch: 63

Ballot Number: 32

Imprinted ID: 000w-8w28-a0cot

Record ID: 32

Container Tabulator 60-89 D2300327305
Batch Nam Ballot Num Imprinted ID 63 32 000w-8w28-a0cot
Record ID Ticket Num Already Aur Audit Board 32 1.93E-05 N Audit Board #1

Precinct Results Report

2025 General Election

Run Time 4:56 PM

Run Date 11/24/2025

San Juan County

2025 General Election

11/4/2025

Page 1

Official Results

Registered Voters

8548 of 15151 = 56.42%

Precincts Reporting

0 of 42 = 0.00%

101 Friday Harbor N

584 of 1,193 registered voters = 48.95%

State of Washington - Senate Joint Resolution 8201

Choice	Party	Absentee Voting		Early Voting		Total	
Approved		318	56.68%	0	0.00%	318	56.68%
Rejected		243	43.32%	0	0.00%	243	43.32%
	Cast Votes:	561	100.00%	0	0.00%	561	100.00%
	Undervotes:	23		0		23	
	Overvotes:	0		0		0	
	Unresolved write-in votes:	0		0		0	

Town of Friday Harbor Mayor

Choice	Party	Absentee Voting		Early Voting		Total	
Evan Perrollaz		314	55.77%	0	0.00%	314	55.77%
Emilio Santiago		249	44.23%	0	0.00%	249	44.23%
	Cast Votes:	563	100.00%	0	0.00%	563	100.00%
	Undervotes:	16		0		16	
	Overvotes:	1		0		1	
	Unresolved write-in votes:	4		0		4	

Town of Friday Harbor Council Member 3

Choice	Party	Absentee Voting		Early Voting		Total	
Anna Maria De Freitas		372	100.00%	0	0.00%	372	100.00%
	Cast Votes:	372	100.00%	0	0.00%	372	100.00%
	Undervotes:	195		0		195	
	Overvotes:	0		0		0	
	Unresolved write-in votes:	17		0		17	

Town of Friday Harbor Council Member 4

Choice	Party	Absentee Voting		Early Voting		Total	
Chelsey E. Dyer		380	100.00%	0	0.00%	380	100.00%
	Cast Votes:	380	100.00%	0	0.00%	380	100.00%
	Undervotes:	193		0		193	
	Overvotes:	0		0		0	
	Unresolved write-in votes:	11		0		11	

Precinct Results Report

2025 General Election

Run Time 4:56 PM

Run Date 11/24/2025

San Juan County

2025 General Election

11/4/2025

Page 2

Official Results

Registered Voters

8548 of 15151 = 56.42%

Precincts Reporting

0 of 42 = 0.00%

101 Friday Harbor N

584 of 1,193 registered voters = 48.95%

San Juan Island School District No. 149 Director 1

Choice	Party	Absentee Voting		Early Voting		Total	
Melanie Hess		435	83.82%	0	0.00%	435	83.82%
Levi Wolf		84	16.18%	0	0.00%	84	16.18%
Cast Votes:		519	100.00%	0	0.00%	519	100.00%
Undervotes:		64		0		64	
Overvotes:		1		0		1	
Unresolved write-in votes:		0		0		0	

San Juan Island School District No. 149 Director 2

Choice	Party	Absentee Voting		Early Voting		Total	
Barbara Nash Bevens		368	100.00%	0	0.00%	368	100.00%
Cast Votes:		368	100.00%	0	0.00%	368	100.00%
Undervotes:		211		0		211	
Overvotes:		0		0		0	
Unresolved write-in votes:		5		0		5	

SJC Fire Protection District No. 3 Commissioner 1

Choice	Party	Absentee Voting		Early Voting		Total	
Mike Coryell		378	100.00%	0	0.00%	378	100.00%
Cast Votes:		378	100.00%	0	0.00%	378	100.00%
Undervotes:		201		0		201	
Overvotes:		0		0		0	
Unresolved write-in votes:		5		0		5	

Port of Friday Harbor Commissioner 1

Choice	Party	Absentee Voting		Early Voting		Total	
Graham "Gib" Black		373	100.00%	0	0.00%	373	100.00%
Cast Votes:		373	100.00%	0	0.00%	373	100.00%
Undervotes:		201		0		201	
Overvotes:		0		0		0	
Unresolved write-in votes:		10		0		10	

Precinct Results Report

2025 General Election

Run Time 4:56 PM

Run Date 11/24/2025

San Juan County

2025 General Election

11/4/2025

Page 3

Official Results

Registered Voters

8548 of 15151 = 56.42%

Precincts Reporting

0 of 42 = 0.00%

101 Friday Harbor N

584 of 1,193 registered voters = 48.95%

San Juan Island Park & Rec District Commissioner 2

Choice	Party	Absentee Voting		Early Voting		Total	
Candace Ragsdale		395	100.00%	0	0.00%	395	100.00%
	Cast Votes:	395	100.00%	0	0.00%	395	100.00%
	Undervotes:	184		0		184	
	Overvotes:	0		0		0	
	Unresolved write-in votes:	5		0		5	

San Juan Island Park & Rec District Commissioner 3

Choice	Party	Absentee Voting		Early Voting		Total	
Scott Zehner		375	100.00%	0	0.00%	375	100.00%
	Cast Votes:	375	100.00%	0	0.00%	375	100.00%
	Undervotes:	208		0		208	
	Overvotes:	0		0		0	
	Unresolved write-in votes:	1		0		1	

San Juan Island Park & Rec District Commissioner 5

Choice	Party	Absentee Voting		Early Voting		Total	
Allison Moalli		370	100.00%	0	0.00%	370	100.00%
	Cast Votes:	370	100.00%	0	0.00%	370	100.00%
	Undervotes:	212		0		212	
	Overvotes:	0		0		0	
	Unresolved write-in votes:	2		0		2	

SJC Cemetery District No. 1 Commissioner 1

Choice	Party	Absentee Voting		Early Voting		Total	
Jeri L. Ahrenius		371	100.00%	0	0.00%	371	100.00%
	Cast Votes:	371	100.00%	0	0.00%	371	100.00%
	Undervotes:	212		0		212	
	Overvotes:	0		0		0	
	Unresolved write-in votes:	1		0		1	

Precinct Results Report

2025 General Election

Run Time 4:56 PM

Run Date 11/24/2025

San Juan County

2025 General Election

11/4/2025

Page 4

Official Results

Registered Voters

8548 of 15151 = 56.42%

Precincts Reporting

0 of 42 = 0.00%

101 Friday Harbor N

584 of 1,193 registered voters = 48.95%

SJC Public Hospital District No. 1 Commissioner 1

Choice	Party	Absentee Voting		Early Voting		Total	
Gail Leschine-Seitz		331	100.00%	0	0.00%	331	100.00%
	Cast Votes:	331	100.00%	0	0.00%	331	100.00%
	Undervotes:	246		0		246	
	Overvotes:	0		0		0	
	Unresolved write-in votes:	7		0		7	

SJC Public Hospital District No. 1 - Proposition No. 1 - Authorizing Regular Property Tax Levy

Choice	Party	Absentee Voting		Early Voting		Total	
Yes		304	58.46%	0	0.00%	304	58.46%
No		216	41.54%	0	0.00%	216	41.54%
	Cast Votes:	520	100.00%	0	0.00%	520	100.00%
	Undervotes:	64		0		64	
	Overvotes:	0		0		0	
	Unresolved write-in votes:	0		0		0	

Precinct Results Report

2025 General Election

Run Time 4:56 PM

Run Date 11/24/2025

San Juan County

2025 General Election

11/4/2025

Page 5

Official Results

Registered Voters

8548 of 15151 = 56.42%

Precincts Reporting

0 of 42 = 0.00%

102 Friday Harbor S

441 of 823 registered voters = 53.58%

State of Washington - Senate Joint Resolution 8201

Choice	Party	Absentee Voting		Early Voting		Total	
Approved		245	60.20%	0	0.00%	245	60.20%
Rejected		162	39.80%	0	0.00%	162	39.80%
	Cast Votes:	407	100.00%	0	0.00%	407	100.00%
	Undervotes:	34		0		34	
	Overvotes:	0		0		0	
	Unresolved write-in votes:	0		0		0	

Town of Friday Harbor Mayor

Choice	Party	Absentee Voting		Early Voting		Total	
Evan Perrollaz		241	56.31%	0	0.00%	241	56.31%
Emilio Santiago		187	43.69%	0	0.00%	187	43.69%
	Cast Votes:	428	100.00%	0	0.00%	428	100.00%
	Undervotes:	9		0		9	
	Overvotes:	0		0		0	
	Unresolved write-in votes:	4		0		4	

Town of Friday Harbor Council Member 3

Choice	Party	Absentee Voting		Early Voting		Total	
Anna Maria De Freitas		280	100.00%	0	0.00%	280	100.00%
	Cast Votes:	280	100.00%	0	0.00%	280	100.00%
	Undervotes:	150		0		150	
	Overvotes:	0		0		0	
	Unresolved write-in votes:	11		0		11	

Town of Friday Harbor Council Member 4

Choice	Party	Absentee Voting		Early Voting		Total	
Chelsey E. Dyer		281	100.00%	0	0.00%	281	100.00%
	Cast Votes:	281	100.00%	0	0.00%	281	100.00%
	Undervotes:	153		0		153	
	Overvotes:	0		0		0	
	Unresolved write-in votes:	7		0		7	

Precinct Results Report

2025 General Election

Run Time 4:56 PM

Run Date 11/24/2025

San Juan County

2025 General Election

11/4/2025

Page 6

Official Results

Registered Voters

8548 of 15151 = 56.42%

Precincts Reporting

0 of 42 = 0.00%

102 Friday Harbor S

441 of 823 registered voters = 53.58%

San Juan Island School District No. 149 Director 1

Choice	Party	Absentee Voting		Early Voting		Total	
Melanie Hess		319	81.79%	0	0.00%	319	81.79%
Levi Wolf		71	18.21%	0	0.00%	71	18.21%
Cast Votes:		390	100.00%	0	0.00%	390	100.00%
Undervotes:		50		0		50	
Overvotes:		0		0		0	
Unresolved write-in votes:		1		0		1	

San Juan Island School District No. 149 Director 2

Choice	Party	Absentee Voting		Early Voting		Total	
Barbara Nash Bevens		281	100.00%	0	0.00%	281	100.00%
Cast Votes:		281	100.00%	0	0.00%	281	100.00%
Undervotes:		154		0		154	
Overvotes:		0		0		0	
Unresolved write-in votes:		6		0		6	

SJC Fire Protection District No. 3 Commissioner 1

Choice	Party	Absentee Voting		Early Voting		Total	
Mike Coryell		281	100.00%	0	0.00%	281	100.00%
Cast Votes:		281	100.00%	0	0.00%	281	100.00%
Undervotes:		155		0		155	
Overvotes:		0		0		0	
Unresolved write-in votes:		5		0		5	

Port of Friday Harbor Commissioner 1

Choice	Party	Absentee Voting		Early Voting		Total	
Graham "Gib" Black		289	100.00%	0	0.00%	289	100.00%
Cast Votes:		289	100.00%	0	0.00%	289	100.00%
Undervotes:		148		0		148	
Overvotes:		0		0		0	
Unresolved write-in votes:		4		0		4	

Precinct Results Report

2025 General Election

Run Time 4:56 PM

Run Date 11/24/2025

San Juan County

2025 General Election

11/4/2025

Page 7

Official Results

Registered Voters

8548 of 15151 = 56.42%

Precincts Reporting

0 of 42 = 0.00%

102 Friday Harbor S

441 of 823 registered voters = 53.58%

San Juan Island Park & Rec District Commissioner 2

Choice	Party	Absentee Voting		Early Voting		Total	
Candace Ragsdale		288	100.00%	0	0.00%	288	100.00%
	Cast Votes:	288	100.00%	0	0.00%	288	100.00%
	Undervotes:	149		0		149	
	Overvotes:	0		0		0	
	Unresolved write-in votes:	4		0		4	

San Juan Island Park & Rec District Commissioner 3

Choice	Party	Absentee Voting		Early Voting		Total	
Scott Zehner		295	100.00%	0	0.00%	295	100.00%
	Cast Votes:	295	100.00%	0	0.00%	295	100.00%
	Undervotes:	142		0		142	
	Overvotes:	0		0		0	
	Unresolved write-in votes:	4		0		4	

San Juan Island Park & Rec District Commissioner 5

Choice	Party	Absentee Voting		Early Voting		Total	
Allison Moalli		282	100.00%	0	0.00%	282	100.00%
	Cast Votes:	282	100.00%	0	0.00%	282	100.00%
	Undervotes:	154		0		154	
	Overvotes:	0		0		0	
	Unresolved write-in votes:	5		0		5	

SJC Cemetery District No. 1 Commissioner 1

Choice	Party	Absentee Voting		Early Voting		Total	
Jeri L. Ahrenius		281	100.00%	0	0.00%	281	100.00%
	Cast Votes:	281	100.00%	0	0.00%	281	100.00%
	Undervotes:	155		0		155	
	Overvotes:	0		0		0	
	Unresolved write-in votes:	5		0		5	

Precinct Results Report

2025 General Election

Run Time 4:56 PM

Run Date 11/24/2025

San Juan County

2025 General Election

11/4/2025

Page 8

Official Results

Registered Voters

8548 of 15151 = 56.42%

Precincts Reporting

0 of 42 = 0.00%

102 Friday Harbor S

441 of 823 registered voters = 53.58%

SJC Public Hospital District No. 1 Commissioner 1

Choice	Party	Absentee Voting		Early Voting		Total	
Gail Leschine-Seitz		259	100.00%	0	0.00%	259	100.00%
	Cast Votes:	259	100.00%	0	0.00%	259	100.00%
	Undervotes:	175		0		175	
	Overvotes:	0		0		0	
	Unresolved write-in votes:	7		0		7	

SJC Public Hospital District No. 1 - Proposition No. 1 - Authorizing Regular Property Tax Levy

Choice	Party	Absentee Voting		Early Voting		Total	
Yes		253	64.38%	0	0.00%	253	64.38%
No		140	35.62%	0	0.00%	140	35.62%
	Cast Votes:	393	100.00%	0	0.00%	393	100.00%
	Undervotes:	48		0		48	
	Overvotes:	0		0		0	
	Unresolved write-in votes:	0		0		0	

Precinct Results Report

2025 General Election

Run Time 4:56 PM

Run Date 11/24/2025

San Juan County

2025 General Election

11/4/2025

Page 9

Official Results

Registered Voters

8548 of 15151 = 56.42%

Precincts Reporting

0 of 42 = 0.00%

11-A San Juan SE

228 of 378 registered voters = 60.32%

State of Washington - Senate Joint Resolution 8201

Choice	Party	Absentee Voting		Early Voting		Total	
Approved		121	57.08%	0	0.00%	121	57.08%
Rejected		91	42.92%	0	0.00%	91	42.92%
	Cast Votes:	212	100.00%	0	0.00%	212	100.00%
	Undervotes:	16		0		16	
	Overvotes:	0		0		0	
	Unresolved write-in votes:	0		0		0	

San Juan Island School District No. 149 Director 1

Choice	Party	Absentee Voting		Early Voting		Total	
Melanie Hess		166	83.00%	0	0.00%	166	83.00%
Levi Wolf		34	17.00%	0	0.00%	34	17.00%
	Cast Votes:	200	100.00%	0	0.00%	200	100.00%
	Undervotes:	28		0		28	
	Overvotes:	0		0		0	
	Unresolved write-in votes:	0		0		0	

San Juan Island School District No. 149 Director 2

Choice	Party	Absentee Voting		Early Voting		Total	
Barbara Nash Bevens		141	100.00%	0	0.00%	141	100.00%
	Cast Votes:	141	100.00%	0	0.00%	141	100.00%
	Undervotes:	85		0		85	
	Overvotes:	0		0		0	
	Unresolved write-in votes:	2		0		2	

SJC Fire Protection District No. 3 Commissioner 1

Choice	Party	Absentee Voting		Early Voting		Total	
Mike Coryell		141	100.00%	0	0.00%	141	100.00%
	Cast Votes:	141	100.00%	0	0.00%	141	100.00%
	Undervotes:	86		0		86	
	Overvotes:	0		0		0	
	Unresolved write-in votes:	1		0		1	

Precinct Results Report

2025 General Election

Run Time 4:56 PM

Run Date 11/24/2025

San Juan County

2025 General Election

11/4/2025

Page 10

Official Results

Registered Voters

8548 of 15151 = 56.42%

Precincts Reporting

0 of 42 = 0.00%

11-A San Juan SE

228 of 378 registered voters = 60.32%

Port of Friday Harbor Commissioner 1

Choice	Party	Absentee Voting		Early Voting		Total	
Graham "Gib" Black		146	100.00%	0	0.00%	146	100.00%
	Cast Votes:	146	100.00%	0	0.00%	146	100.00%
	Undervotes:	79		0		79	
	Overvotes:	0		0		0	
	Unresolved write-in votes:	3		0		3	

San Juan Island Park & Rec District Commissioner 2

Choice	Party	Absentee Voting		Early Voting		Total	
Candace Ragsdale		149	100.00%	0	0.00%	149	100.00%
	Cast Votes:	149	100.00%	0	0.00%	149	100.00%
	Undervotes:	78		0		78	
	Overvotes:	0		0		0	
	Unresolved write-in votes:	1		0		1	

San Juan Island Park & Rec District Commissioner 3

Choice	Party	Absentee Voting		Early Voting		Total	
Scott Zehner		145	100.00%	0	0.00%	145	100.00%
	Cast Votes:	145	100.00%	0	0.00%	145	100.00%
	Undervotes:	82		0		82	
	Overvotes:	0		0		0	
	Unresolved write-in votes:	1		0		1	

San Juan Island Park & Rec District Commissioner 5

Choice	Party	Absentee Voting		Early Voting		Total	
Allison Moalli		146	100.00%	0	0.00%	146	100.00%
	Cast Votes:	146	100.00%	0	0.00%	146	100.00%
	Undervotes:	80		0		80	
	Overvotes:	0		0		0	
	Unresolved write-in votes:	2		0		2	

Precinct Results Report

2025 General Election

Run Time 4:56 PM

Run Date 11/24/2025

San Juan County

2025 General Election

11/4/2025

Page 11

Official Results

Registered Voters

8548 of 15151 = 56.42%

Precincts Reporting

0 of 42 = 0.00%

11-A San Juan SE

228 of 378 registered voters = 60.32%

SJC Cemetery District No. 1 Commissioner 1

Choice	Party	Absentee Voting		Early Voting		Total	
Jeri L. Ahrenius		147	100.00%	0	0.00%	147	100.00%
	Cast Votes:	147	100.00%	0	0.00%	147	100.00%
	Undervotes:	80		0		80	
	Overvotes:	0		0		0	
	Unresolved write-in votes:	1		0		1	

SJC Public Hospital District No. 1 Commissioner 1

Choice	Party	Absentee Voting		Early Voting		Total	
Gail Leschine-Seitz		128	100.00%	0	0.00%	128	100.00%
	Cast Votes:	128	100.00%	0	0.00%	128	100.00%
	Undervotes:	94		0		94	
	Overvotes:	0		0		0	
	Unresolved write-in votes:	6		0		6	

SJC Public Hospital District No. 1 - Proposition No. 1 - Authorizing Regular Property Tax Levy

Choice	Party	Absentee Voting		Early Voting		Total	
Yes		116	52.97%	0	0.00%	116	52.97%
No		103	47.03%	0	0.00%	103	47.03%
	Cast Votes:	219	100.00%	0	0.00%	219	100.00%
	Undervotes:	9		0		9	
	Overvotes:	0		0		0	
	Unresolved write-in votes:	0		0		0	

Precinct Results Report

2025 General Election

Run Time 4:56 PM

Run Date 11/24/2025

San Juan County

2025 General Election

11/4/2025

Page 12

Official Results

Registered Voters

8548 of 15151 = 56.42%

Precincts Reporting

0 of 42 = 0.00%

11-B San Juan SE

98 of 150 registered voters = 65.33%

State of Washington - Senate Joint Resolution 8201

Choice	Party	Absentee Voting		Early Voting		Total	
Approved		64	65.31%	0	0.00%	64	65.31%
Rejected		34	34.69%	0	0.00%	34	34.69%
	Cast Votes:	98	100.00%	0	0.00%	98	100.00%
	Undervotes:	0		0		0	
	Overvotes:	0		0		0	
	Unresolved write-in votes:	0		0		0	

San Juan Island School District No. 149 Director 1

Choice	Party	Absentee Voting		Early Voting		Total	
Melanie Hess		69	77.53%	0	0.00%	69	77.53%
Levi Wolf		20	22.47%	0	0.00%	20	22.47%
	Cast Votes:	89	100.00%	0	0.00%	89	100.00%
	Undervotes:	7		0		7	
	Overvotes:	0		0		0	
	Unresolved write-in votes:	2		0		2	

San Juan Island School District No. 149 Director 2

Choice	Party	Absentee Voting		Early Voting		Total	
Barbara Nash Bevens		72	100.00%	0	0.00%	72	100.00%
	Cast Votes:	72	100.00%	0	0.00%	72	100.00%
	Undervotes:	25		0		25	
	Overvotes:	0		0		0	
	Unresolved write-in votes:	1		0		1	

SJC Fire Protection District No. 3 Commissioner 1

Choice	Party	Absentee Voting		Early Voting		Total	
Mike Coryell		72	100.00%	0	0.00%	72	100.00%
	Cast Votes:	72	100.00%	0	0.00%	72	100.00%
	Undervotes:	25		0		25	
	Overvotes:	0		0		0	
	Unresolved write-in votes:	1		0		1	

Precinct Results Report

2025 General Election

Run Time 4:56 PM

Run Date 11/24/2025

San Juan County

2025 General Election

11/4/2025

Page 13

Official Results

Registered Voters

8548 of 15151 = 56.42%

Precincts Reporting

0 of 42 = 0.00%

11-B San Juan SE

98 of 150 registered voters = 65.33%

Port of Friday Harbor Commissioner 1

Choice	Party	Absentee Voting		Early Voting		Total	
Graham "Gib" Black		72	100.00%	0	0.00%	72	100.00%
	Cast Votes:	72	100.00%	0	0.00%	72	100.00%
	Undervotes:	26		0		26	
	Overvotes:	0		0		0	
	Unresolved write-in votes:	0		0		0	

San Juan Island Park & Rec District Commissioner 2

Choice	Party	Absentee Voting		Early Voting		Total	
Candace Ragsdale		73	100.00%	0	0.00%	73	100.00%
	Cast Votes:	73	100.00%	0	0.00%	73	100.00%
	Undervotes:	25		0		25	
	Overvotes:	0		0		0	
	Unresolved write-in votes:	0		0		0	

San Juan Island Park & Rec District Commissioner 3

Choice	Party	Absentee Voting		Early Voting		Total	
Scott Zehner		72	100.00%	0	0.00%	72	100.00%
	Cast Votes:	72	100.00%	0	0.00%	72	100.00%
	Undervotes:	26		0		26	
	Overvotes:	0		0		0	
	Unresolved write-in votes:	0		0		0	

San Juan Island Park & Rec District Commissioner 5

Choice	Party	Absentee Voting		Early Voting		Total	
Allison Moalli		72	100.00%	0	0.00%	72	100.00%
	Cast Votes:	72	100.00%	0	0.00%	72	100.00%
	Undervotes:	25		0		25	
	Overvotes:	0		0		0	
	Unresolved write-in votes:	1		0		1	

Precinct Results Report

2025 General Election

Run Time 4:56 PM

Run Date 11/24/2025

San Juan County

2025 General Election

11/4/2025

Page 14

Official Results

Registered Voters

8548 of 15151 = 56.42%

Precincts Reporting

0 of 42 = 0.00%

11-B San Juan SE

98 of 150 registered voters = 65.33%

SJC Cemetery District No. 1 Commissioner 1

Choice	Party	Absentee Voting		Early Voting		Total	
Jeri L. Ahrenius		74	100.00%	0	0.00%	74	100.00%
	Cast Votes:	74	100.00%	0	0.00%	74	100.00%
	Undervotes:	24		0		24	
	Overvotes:	0		0		0	
	Unresolved write-in votes:	0		0		0	

SJC Public Hospital District No. 1 Commissioner 1

Choice	Party	Absentee Voting		Early Voting		Total	
Gail Leschine-Seitz		67	100.00%	0	0.00%	67	100.00%
	Cast Votes:	67	100.00%	0	0.00%	67	100.00%
	Undervotes:	31		0		31	
	Overvotes:	0		0		0	
	Unresolved write-in votes:	0		0		0	

SJC Public Hospital District No. 1 - Proposition No. 1 - Authorizing Regular Property Tax Levy

Choice	Party	Absentee Voting		Early Voting		Total	
Yes		62	63.27%	0	0.00%	62	63.27%
No		36	36.73%	0	0.00%	36	36.73%
	Cast Votes:	98	100.00%	0	0.00%	98	100.00%
	Undervotes:	0		0		0	
	Overvotes:	0		0		0	
	Unresolved write-in votes:	0		0		0	

Precinct Results Report

2025 General Election

Run Time 4:56 PM

Run Date 11/24/2025

San Juan County

2025 General Election

11/4/2025

Page 15

Official Results

Registered Voters

8548 of 15151 = 56.42%

Precincts Reporting

0 of 42 = 0.00%

11-C San Juan SE

37 of 58 registered voters = 63.79%

State of Washington - Senate Joint Resolution 8201

Choice	Party	Absentee Voting		Early Voting		Total	
Approved		29	78.38%	0	0.00%	29	78.38%
Rejected		8	21.62%	0	0.00%	8	21.62%
	Cast Votes:	37	100.00%	0	0.00%	37	100.00%
	Undervotes:	0		0		0	
	Overvotes:	0		0		0	
	Unresolved write-in votes:	0		0		0	

San Juan Island School District No. 149 Director 1

Choice	Party	Absentee Voting		Early Voting		Total	
Melanie Hess		34	94.44%	0	0.00%	34	94.44%
Levi Wolf		2	5.56%	0	0.00%	2	5.56%
	Cast Votes:	36	100.00%	0	0.00%	36	100.00%
	Undervotes:	1		0		1	
	Overvotes:	0		0		0	
	Unresolved write-in votes:	0		0		0	

San Juan Island School District No. 149 Director 2

Choice	Party	Absentee Voting		Early Voting		Total	
Barbara Nash Bevens		24	100.00%	0	0.00%	24	100.00%
	Cast Votes:	24	100.00%	0	0.00%	24	100.00%
	Undervotes:	12		0		12	
	Overvotes:	0		0		0	
	Unresolved write-in votes:	1		0		1	

SJC Fire Protection District No. 3 Commissioner 1

Choice	Party	Absentee Voting		Early Voting		Total	
Mike Coryell		26	100.00%	0	0.00%	26	100.00%
	Cast Votes:	26	100.00%	0	0.00%	26	100.00%
	Undervotes:	11		0		11	
	Overvotes:	0		0		0	
	Unresolved write-in votes:	0		0		0	

Precinct Results Report

2025 General Election

Run Time 4:56 PM

Run Date 11/24/2025

San Juan County

2025 General Election

11/4/2025

Page 16

Official Results

Registered Voters

8548 of 15151 = 56.42%

Precincts Reporting

0 of 42 = 0.00%

11-C San Juan SE

37 of 58 registered voters = 63.79%

Port of Friday Harbor Commissioner 1

Choice	Party	Absentee Voting		Early Voting		Total	
Graham "Gib" Black		27	100.00%	0	0.00%	27	100.00%
	Cast Votes:	27	100.00%	0	0.00%	27	100.00%
	Undervotes:	10		0		10	
	Overvotes:	0		0		0	
	Unresolved write-in votes:	0		0		0	

San Juan Island Park & Rec District Commissioner 2

Choice	Party	Absentee Voting		Early Voting		Total	
Candace Ragsdale		30	100.00%	0	0.00%	30	100.00%
	Cast Votes:	30	100.00%	0	0.00%	30	100.00%
	Undervotes:	7		0		7	
	Overvotes:	0		0		0	
	Unresolved write-in votes:	0		0		0	

San Juan Island Park & Rec District Commissioner 3

Choice	Party	Absentee Voting		Early Voting		Total	
Scott Zehner		29	100.00%	0	0.00%	29	100.00%
	Cast Votes:	29	100.00%	0	0.00%	29	100.00%
	Undervotes:	8		0		8	
	Overvotes:	0		0		0	
	Unresolved write-in votes:	0		0		0	

San Juan Island Park & Rec District Commissioner 5

Choice	Party	Absentee Voting		Early Voting		Total	
Allison Moalli		29	100.00%	0	0.00%	29	100.00%
	Cast Votes:	29	100.00%	0	0.00%	29	100.00%
	Undervotes:	8		0		8	
	Overvotes:	0		0		0	
	Unresolved write-in votes:	0		0		0	

Precinct Results Report

2025 General Election

Run Time 4:56 PM

Run Date 11/24/2025

San Juan County

2025 General Election

11/4/2025

Page 17

Official Results

Registered Voters

8548 of 15151 = 56.42%

Precincts Reporting

0 of 42 = 0.00%

11-C San Juan SE

37 of 58 registered voters = 63.79%

SJC Cemetery District No. 1 Commissioner 1

Choice	Party	Absentee Voting	Early Voting	Total
Jeri L. Ahrenius		27 100.00%	0 0.00%	27 100.00%
	Cast Votes:	27 100.00%	0 0.00%	27 100.00%
	Undervotes:	10	0	10
	Overvotes:	0	0	0
	Unresolved write-in votes:	0	0	0

SJC Public Hospital District No. 1 Commissioner 1

Choice	Party	Absentee Voting	Early Voting	Total
Gail Leschine-Seitz		24 100.00%	0 0.00%	24 100.00%
	Cast Votes:	24 100.00%	0 0.00%	24 100.00%
	Undervotes:	12	0	12
	Overvotes:	0	0	0
	Unresolved write-in votes:	1	0	1

SJC Public Hospital District No. 1 - Proposition No. 1 - Authorizing Regular Property Tax Levy

Choice	Party	Absentee Voting	Early Voting	Total
Yes		29 78.38%	0 0.00%	29 78.38%
No		8 21.62%	0 0.00%	8 21.62%
	Cast Votes:	37 100.00%	0 0.00%	37 100.00%
	Undervotes:	0	0	0
	Overvotes:	0	0	0
	Unresolved write-in votes:	0	0	0

Precinct Results Report

2025 General Election

Run Time 4:56 PM

Run Date 11/24/2025

San Juan County

2025 General Election

11/4/2025

Page 18

Official Results

Registered Voters

8548 of 15151 = 56.42%

Precincts Reporting

0 of 42 = 0.00%

12-A San Juan SW

111 of 201 registered voters = 55.22%

State of Washington - Senate Joint Resolution 8201

Choice	Party	Absentee Voting		Early Voting		Total	
Approved		68	62.39%	0	0.00%	68	62.39%
Rejected		41	37.61%	0	0.00%	41	37.61%
	Cast Votes:	109	100.00%	0	0.00%	109	100.00%
	Undervotes:	2		0		2	
	Overvotes:	0		0		0	
	Unresolved write-in votes:	0		0		0	

San Juan Island School District No. 149 Director 1

Choice	Party	Absentee Voting		Early Voting		Total	
Melanie Hess		83	81.37%	0	0.00%	83	81.37%
Levi Wolf		19	18.63%	0	0.00%	19	18.63%
	Cast Votes:	102	100.00%	0	0.00%	102	100.00%
	Undervotes:	9		0		9	
	Overvotes:	0		0		0	
	Unresolved write-in votes:	0		0		0	

San Juan Island School District No. 149 Director 2

Choice	Party	Absentee Voting		Early Voting		Total	
Barbara Nash Bevens		75	100.00%	0	0.00%	75	100.00%
	Cast Votes:	75	100.00%	0	0.00%	75	100.00%
	Undervotes:	36		0		36	
	Overvotes:	0		0		0	
	Unresolved write-in votes:	0		0		0	

SJC Fire Protection District No. 3 Commissioner 1

Choice	Party	Absentee Voting		Early Voting		Total	
Mike Coryell		76	100.00%	0	0.00%	76	100.00%
	Cast Votes:	76	100.00%	0	0.00%	76	100.00%
	Undervotes:	35		0		35	
	Overvotes:	0		0		0	
	Unresolved write-in votes:	0		0		0	

Precinct Results Report

2025 General Election

Run Time 4:56 PM

Run Date 11/24/2025

San Juan County

2025 General Election

11/4/2025

Page 19

Official Results

Registered Voters

8548 of 15151 = 56.42%

Precincts Reporting

0 of 42 = 0.00%

12-A San Juan SW

111 of 201 registered voters = 55.22%

Port of Friday Harbor Commissioner 1

Choice	Party	Absentee Voting		Early Voting		Total	
Graham "Gib" Black		72	100.00%	0	0.00%	72	100.00%
	Cast Votes:	72	100.00%	0	0.00%	72	100.00%
	Undervotes:	39		0		39	
	Overvotes:	0		0		0	
	Unresolved write-in votes:	0		0		0	

San Juan Island Park & Rec District Commissioner 2

Choice	Party	Absentee Voting		Early Voting		Total	
Candace Ragsdale		74	100.00%	0	0.00%	74	100.00%
	Cast Votes:	74	100.00%	0	0.00%	74	100.00%
	Undervotes:	37		0		37	
	Overvotes:	0		0		0	
	Unresolved write-in votes:	0		0		0	

San Juan Island Park & Rec District Commissioner 3

Choice	Party	Absentee Voting		Early Voting		Total	
Scott Zehner		75	100.00%	0	0.00%	75	100.00%
	Cast Votes:	75	100.00%	0	0.00%	75	100.00%
	Undervotes:	36		0		36	
	Overvotes:	0		0		0	
	Unresolved write-in votes:	0		0		0	

San Juan Island Park & Rec District Commissioner 5

Choice	Party	Absentee Voting		Early Voting		Total	
Allison Moalli		74	100.00%	0	0.00%	74	100.00%
	Cast Votes:	74	100.00%	0	0.00%	74	100.00%
	Undervotes:	37		0		37	
	Overvotes:	0		0		0	
	Unresolved write-in votes:	0		0		0	

Precinct Results Report

2025 General Election

Run Time 4:56 PM

Run Date 11/24/2025

San Juan County

2025 General Election

11/4/2025

Page 20

Official Results

Registered Voters

8548 of 15151 = 56.42%

Precincts Reporting

0 of 42 = 0.00%

12-A San Juan SW

111 of 201 registered voters = 55.22%

SJC Cemetery District No. 1 Commissioner 1

Choice	Party	Absentee Voting	Early Voting	Total
Jeri L. Ahrenius		75 100.00%	0 0.00%	75 100.00%
	Cast Votes:	75 100.00%	0 0.00%	75 100.00%
	Undervotes:	36	0	36
	Overvotes:	0	0	0
	Unresolved write-in votes:	0	0	0

SJC Public Hospital District No. 1 Commissioner 1

Choice	Party	Absentee Voting	Early Voting	Total
Gail Leschine-Seitz		66 100.00%	0 0.00%	66 100.00%
	Cast Votes:	66 100.00%	0 0.00%	66 100.00%
	Undervotes:	45	0	45
	Overvotes:	0	0	0
	Unresolved write-in votes:	0	0	0

SJC Public Hospital District No. 1 - Proposition No. 1 - Authorizing Regular Property Tax Levy

Choice	Party	Absentee Voting	Early Voting	Total
Yes		68 62.39%	0 0.00%	68 62.39%
No		41 37.61%	0 0.00%	41 37.61%
	Cast Votes:	109 100.00%	0 0.00%	109 100.00%
	Undervotes:	2	0	2
	Overvotes:	0	0	0
	Unresolved write-in votes:	0	0	0

Precinct Results Report

2025 General Election

Run Time 4:56 PM

Run Date 11/24/2025

San Juan County

2025 General Election

11/4/2025

Page 21

Official Results

Registered Voters

8548 of 15151 = 56.42%

Precincts Reporting

0 of 42 = 0.00%

12-B San Juan SW

367 of 663 registered voters = 55.35%

State of Washington - Senate Joint Resolution 8201

Choice	Party	Absentee Voting		Early Voting		Total	
Approved		220	61.45%	0	0.00%	220	61.45%
Rejected		138	38.55%	0	0.00%	138	38.55%
	Cast Votes:	358	100.00%	0	0.00%	358	100.00%
	Undervotes:	9		0		9	
	Overvotes:	0		0		0	
	Unresolved write-in votes:	0		0		0	

San Juan Island School District No. 149 Director 1

Choice	Party	Absentee Voting		Early Voting		Total	
Melanie Hess		292	86.14%	0	0.00%	292	86.14%
Levi Wolf		47	13.86%	0	0.00%	47	13.86%
	Cast Votes:	339	100.00%	0	0.00%	339	100.00%
	Undervotes:	28		0		28	
	Overvotes:	0		0		0	
	Unresolved write-in votes:	0		0		0	

San Juan Island School District No. 149 Director 2

Choice	Party	Absentee Voting		Early Voting		Total	
Barbara Nash Bevens		244	100.00%	0	0.00%	244	100.00%
	Cast Votes:	244	100.00%	0	0.00%	244	100.00%
	Undervotes:	122		0		122	
	Overvotes:	0		0		0	
	Unresolved write-in votes:	1		0		1	

SJC Fire Protection District No. 3 Commissioner 1

Choice	Party	Absentee Voting		Early Voting		Total	
Mike Coryell		241	100.00%	0	0.00%	241	100.00%
	Cast Votes:	241	100.00%	0	0.00%	241	100.00%
	Undervotes:	125		0		125	
	Overvotes:	0		0		0	
	Unresolved write-in votes:	1		0		1	

Precinct Results Report

2025 General Election

Run Time 4:56 PM

Run Date 11/24/2025

San Juan County

2025 General Election

11/4/2025

Page 22

Official Results

Registered Voters

8548 of 15151 = 56.42%

Precincts Reporting

0 of 42 = 0.00%

12-B San Juan SW

367 of 663 registered voters = 55.35%

Port of Friday Harbor Commissioner 1

Choice	Party	Absentee Voting		Early Voting		Total	
Graham "Gib" Black		242	100.00%	0	0.00%	242	100.00%
	Cast Votes:	242	100.00%	0	0.00%	242	100.00%
	Undervotes:	123		0		123	
	Overvotes:	0		0		0	
	Unresolved write-in votes:	2		0		2	

San Juan Island Park & Rec District Commissioner 2

Choice	Party	Absentee Voting		Early Voting		Total	
Candace Ragsdale		247	100.00%	0	0.00%	247	100.00%
	Cast Votes:	247	100.00%	0	0.00%	247	100.00%
	Undervotes:	117		0		117	
	Overvotes:	0		0		0	
	Unresolved write-in votes:	3		0		3	

San Juan Island Park & Rec District Commissioner 3

Choice	Party	Absentee Voting		Early Voting		Total	
Scott Zehner		260	100.00%	0	0.00%	260	100.00%
	Cast Votes:	260	100.00%	0	0.00%	260	100.00%
	Undervotes:	104		0		104	
	Overvotes:	0		0		0	
	Unresolved write-in votes:	3		0		3	

San Juan Island Park & Rec District Commissioner 5

Choice	Party	Absentee Voting		Early Voting		Total	
Allison Moalli		250	100.00%	0	0.00%	250	100.00%
	Cast Votes:	250	100.00%	0	0.00%	250	100.00%
	Undervotes:	115		0		115	
	Overvotes:	0		0		0	
	Unresolved write-in votes:	2		0		2	

Precinct Results Report

San Juan County

Official Results

2025 General Election

2025 General Election

Registered Voters

8548 of 15151 = 56.42%

Run Time 4:56 PM

11/4/2025

Precincts Reporting

0 of 42 = 0.00%

Run Date 11/24/2025

Page 23

12-B San Juan SW

367 of 663 registered voters = 55.35%

SJC Cemetery District No. 1 Commissioner 1

Choice	Party	Absentee Voting	Early Voting	Total
Jeri L. Ahrenius		249 100.00%	0 0.00%	249 100.00%
	Cast Votes:	249 100.00%	0 0.00%	249 100.00%
	Undervotes:	117	0	117
	Overvotes:	0	0	0
	Unresolved write-in votes:	1	0	1

SJC Public Hospital District No. 1 Commissioner 1

Choice	Party	Absentee Voting	Early Voting	Total
Gail Leschine-Seitz		221 100.00%	0 0.00%	221 100.00%
	Cast Votes:	221 100.00%	0 0.00%	221 100.00%
	Undervotes:	144	0	144
	Overvotes:	0	0	0
	Unresolved write-in votes:	2	0	2

SJC Public Hospital District No. 1 - Proposition No. 1 - Authorizing Regular Property Tax Levy

Choice	Party	Absentee Voting	Early Voting	Total
Yes		215 60.06%	0 0.00%	215 60.06%
No		143 39.94%	0 0.00%	143 39.94%
	Cast Votes:	358 100.00%	0 0.00%	358 100.00%
	Undervotes:	9	0	9
	Overvotes:	0	0	0
	Unresolved write-in votes:	0	0	0

Precinct Results Report

San Juan County

Official Results

2025 General Election

2025 General Election

Registered Voters

8548 of 15151 = 56.42%

Run Time 4:56 PM

11/4/2025

Precincts Reporting

0 of 42 = 0.00%

Run Date 11/24/2025

Page 24

13-A San Juan CTRL

463 of 862 registered voters = 53.71%

State of Washington - Senate Joint Resolution 8201

Choice	Party	Absentee Voting		Early Voting		Total	
Approved		249	55.70%	0	0.00%	249	55.70%
Rejected		198	44.30%	0	0.00%	198	44.30%
	Cast Votes:	447	100.00%	0	0.00%	447	100.00%
	Undervotes:	16		0		16	
	Overvotes:	0		0		0	
	Unresolved write-in votes:	0		0		0	

San Juan Island School District No. 149 Director 1

Choice	Party	Absentee Voting		Early Voting		Total	
Melanie Hess		342	80.47%	0	0.00%	342	80.47%
Levi Wolf		83	19.53%	0	0.00%	83	19.53%
	Cast Votes:	425	100.00%	0	0.00%	425	100.00%
	Undervotes:	37		0		37	
	Overvotes:	0		0		0	
	Unresolved write-in votes:	1		0		1	

San Juan Island School District No. 149 Director 2

Choice	Party	Absentee Voting		Early Voting		Total	
Barbara Nash Bevens		278	100.00%	0	0.00%	278	100.00%
	Cast Votes:	278	100.00%	0	0.00%	278	100.00%
	Undervotes:	182		0		182	
	Overvotes:	0		0		0	
	Unresolved write-in votes:	3		0		3	

SJC Fire Protection District No. 3 Commissioner 1

Choice	Party	Absentee Voting		Early Voting		Total	
Mike Coryell		273	100.00%	0	0.00%	273	100.00%
	Cast Votes:	273	100.00%	0	0.00%	273	100.00%
	Undervotes:	186		0		186	
	Overvotes:	0		0		0	
	Unresolved write-in votes:	4		0		4	

Precinct Results Report

2025 General Election

Run Time 4:56 PM

Run Date 11/24/2025

San Juan County

2025 General Election

11/4/2025

Page 25

Official Results

Registered Voters

8548 of 15151 = 56.42%

Precincts Reporting

0 of 42 = 0.00%

13-A San Juan CTRL

463 of 862 registered voters = 53.71%

Port of Friday Harbor Commissioner 1

Choice	Party	Absentee Voting		Early Voting		Total	
Graham "Gib" Black		284	100.00%	0	0.00%	284	100.00%
	Cast Votes:	284	100.00%	0	0.00%	284	100.00%
	Undervotes:	173		0		173	
	Overvotes:	0		0		0	
	Unresolved write-in votes:	6		0		6	

San Juan Island Park & Rec District Commissioner 2

Choice	Party	Absentee Voting		Early Voting		Total	
Candace Ragsdale		287	100.00%	0	0.00%	287	100.00%
	Cast Votes:	287	100.00%	0	0.00%	287	100.00%
	Undervotes:	173		0		173	
	Overvotes:	0		0		0	
	Unresolved write-in votes:	3		0		3	

San Juan Island Park & Rec District Commissioner 3

Choice	Party	Absentee Voting		Early Voting		Total	
Scott Zehner		302	100.00%	0	0.00%	302	100.00%
	Cast Votes:	302	100.00%	0	0.00%	302	100.00%
	Undervotes:	158		0		158	
	Overvotes:	0		0		0	
	Unresolved write-in votes:	3		0		3	

San Juan Island Park & Rec District Commissioner 5

Choice	Party	Absentee Voting		Early Voting		Total	
Allison Moalli		292	100.00%	0	0.00%	292	100.00%
	Cast Votes:	292	100.00%	0	0.00%	292	100.00%
	Undervotes:	168		0		168	
	Overvotes:	0		0		0	
	Unresolved write-in votes:	3		0		3	

Precinct Results Report

2025 General Election

Run Time 4:56 PM

Run Date 11/24/2025

San Juan County

2025 General Election

11/4/2025

Page 26

Official Results

Registered Voters

8548 of 15151 = 56.42%

Precincts Reporting

0 of 42 = 0.00%

13-A San Juan CTRL

463 of 862 registered voters = 53.71%

SJC Cemetery District No. 1 Commissioner 1

Choice	Party	Absentee Voting		Early Voting		Total	
Jeri L. Ahrenius		298	100.00%	0	0.00%	298	100.00%
	Cast Votes:	298	100.00%	0	0.00%	298	100.00%
	Undervotes:	162		0		162	
	Overvotes:	0		0		0	
	Unresolved write-in votes:	3		0		3	

SJC Public Hospital District No. 1 Commissioner 1

Choice	Party	Absentee Voting		Early Voting		Total	
Gail Leschine-Seitz		273	100.00%	0	0.00%	273	100.00%
	Cast Votes:	273	100.00%	0	0.00%	273	100.00%
	Undervotes:	185		0		185	
	Overvotes:	0		0		0	
	Unresolved write-in votes:	5		0		5	

SJC Public Hospital District No. 1 - Proposition No. 1 - Authorizing Regular Property Tax Levy

Choice	Party	Absentee Voting		Early Voting		Total	
Yes		270	60.27%	0	0.00%	270	60.27%
No		178	39.73%	0	0.00%	178	39.73%
	Cast Votes:	448	100.00%	0	0.00%	448	100.00%
	Undervotes:	15		0		15	
	Overvotes:	0		0		0	
	Unresolved write-in votes:	0		0		0	

Precinct Results Report

San Juan County

Official Results

2025 General Election

2025 General Election

Registered Voters

8548 of 15151 = 56.42%

Run Time 4:56 PM

11/4/2025

Precincts Reporting

0 of 42 = 0.00%

Run Date 11/24/2025

Page 27

13-B San Juan CTRL

100 of 211 registered voters = 47.39%

State of Washington - Senate Joint Resolution 8201

Choice	Party	Absentee Voting		Early Voting		Total	
Approved		49	50.52%	0	0.00%	49	50.52%
Rejected		48	49.48%	0	0.00%	48	49.48%
	Cast Votes:	97	100.00%	0	0.00%	97	100.00%
	Undervotes:	3		0		3	
	Overvotes:	0		0		0	
	Unresolved write-in votes:	0		0		0	

San Juan Island School District No. 149 Director 1

Choice	Party	Absentee Voting		Early Voting		Total	
Melanie Hess		75	81.52%	0	0.00%	75	81.52%
Levi Wolf		17	18.48%	0	0.00%	17	18.48%
	Cast Votes:	92	100.00%	0	0.00%	92	100.00%
	Undervotes:	8		0		8	
	Overvotes:	0		0		0	
	Unresolved write-in votes:	0		0		0	

San Juan Island School District No. 149 Director 2

Choice	Party	Absentee Voting		Early Voting		Total	
Barbara Nash Bevens		61	100.00%	0	0.00%	61	100.00%
	Cast Votes:	61	100.00%	0	0.00%	61	100.00%
	Undervotes:	39		0		39	
	Overvotes:	0		0		0	
	Unresolved write-in votes:	0		0		0	

SJC Fire Protection District No. 3 Commissioner 1

Choice	Party	Absentee Voting		Early Voting		Total	
Mike Coryell		61	100.00%	0	0.00%	61	100.00%
	Cast Votes:	61	100.00%	0	0.00%	61	100.00%
	Undervotes:	39		0		39	
	Overvotes:	0		0		0	
	Unresolved write-in votes:	0		0		0	

Precinct Results Report

2025 General Election

Run Time 4:56 PM

Run Date 11/24/2025

San Juan County

2025 General Election

11/4/2025

Page 28

Official Results

Registered Voters

8548 of 15151 = 56.42%

Precincts Reporting

0 of 42 = 0.00%

13-B San Juan CTRL

100 of 211 registered voters = 47.39%

Port of Friday Harbor Commissioner 1

Choice	Party	Absentee Voting		Early Voting		Total	
Graham "Gib" Black		60	100.00%	0	0.00%	60	100.00%
	Cast Votes:	60	100.00%	0	0.00%	60	100.00%
	Undervotes:	40		0		40	
	Overvotes:	0		0		0	
	Unresolved write-in votes:	0		0		0	

San Juan Island Park & Rec District Commissioner 2

Choice	Party	Absentee Voting		Early Voting		Total	
Candace Ragsdale		67	100.00%	0	0.00%	67	100.00%
	Cast Votes:	67	100.00%	0	0.00%	67	100.00%
	Undervotes:	33		0		33	
	Overvotes:	0		0		0	
	Unresolved write-in votes:	0		0		0	

San Juan Island Park & Rec District Commissioner 3

Choice	Party	Absentee Voting		Early Voting		Total	
Scott Zehner		72	100.00%	0	0.00%	72	100.00%
	Cast Votes:	72	100.00%	0	0.00%	72	100.00%
	Undervotes:	28		0		28	
	Overvotes:	0		0		0	
	Unresolved write-in votes:	0		0		0	

San Juan Island Park & Rec District Commissioner 5

Choice	Party	Absentee Voting		Early Voting		Total	
Allison Moalli		64	100.00%	0	0.00%	64	100.00%
	Cast Votes:	64	100.00%	0	0.00%	64	100.00%
	Undervotes:	36		0		36	
	Overvotes:	0		0		0	
	Unresolved write-in votes:	0		0		0	

Precinct Results Report

2025 General Election

Run Time 4:56 PM

Run Date 11/24/2025

San Juan County

2025 General Election

11/4/2025

Page 29

Official Results

Registered Voters

8548 of 15151 = 56.42%

Precincts Reporting

0 of 42 = 0.00%

13-B San Juan CTRL

100 of 211 registered voters = 47.39%

SJC Cemetery District No. 1 Commissioner 1

Choice	Party	Absentee Voting		Early Voting		Total	
Jeri L. Ahrenius		66	100.00%	0	0.00%	66	100.00%
	Cast Votes:	66	100.00%	0	0.00%	66	100.00%
	Undervotes:	34		0		34	
	Overvotes:	0		0		0	
	Unresolved write-in votes:	0		0		0	

SJC Public Hospital District No. 1 Commissioner 1

Choice	Party	Absentee Voting		Early Voting		Total	
Gail Leschine-Seitz		52	100.00%	0	0.00%	52	100.00%
	Cast Votes:	52	100.00%	0	0.00%	52	100.00%
	Undervotes:	48		0		48	
	Overvotes:	0		0		0	
	Unresolved write-in votes:	0		0		0	

SJC Public Hospital District No. 1 - Proposition No. 1 - Authorizing Regular Property Tax Levy

Choice	Party	Absentee Voting		Early Voting		Total	
Yes		49	51.04%	0	0.00%	49	51.04%
No		47	48.96%	0	0.00%	47	48.96%
	Cast Votes:	96	100.00%	0	0.00%	96	100.00%
	Undervotes:	4		0		4	
	Overvotes:	0		0		0	
	Unresolved write-in votes:	0		0		0	

Precinct Results Report

San Juan County

Official Results

2025 General Election

2025 General Election

Registered Voters

8548 of 15151 = 56.42%

Run Time 4:56 PM

11/4/2025

Precincts Reporting

0 of 42 = 0.00%

Run Date 11/24/2025

Page 30

14-A San Juan West

475 of 824 registered voters = 57.65%

State of Washington - Senate Joint Resolution 8201

Choice	Party	Absentee Voting		Early Voting		Total	
Approved		269	58.23%	0	0.00%	269	58.23%
Rejected		193	41.77%	0	0.00%	193	41.77%
	Cast Votes:	462	100.00%	0	0.00%	462	100.00%
	Undervotes:	13		0		13	
	Overvotes:	0		0		0	
	Unresolved write-in votes:	0		0		0	

San Juan Island School District No. 149 Director 1

Choice	Party	Absentee Voting		Early Voting		Total	
Melanie Hess		355	84.52%	0	0.00%	355	84.52%
Levi Wolf		65	15.48%	0	0.00%	65	15.48%
	Cast Votes:	420	100.00%	0	0.00%	420	100.00%
	Undervotes:	52		0		52	
	Overvotes:	0		0		0	
	Unresolved write-in votes:	3		0		3	

San Juan Island School District No. 149 Director 2

Choice	Party	Absentee Voting		Early Voting		Total	
Barbara Nash Bevens		283	100.00%	0	0.00%	283	100.00%
	Cast Votes:	283	100.00%	0	0.00%	283	100.00%
	Undervotes:	190		0		190	
	Overvotes:	0		0		0	
	Unresolved write-in votes:	2		0		2	

SJC Fire Protection District No. 3 Commissioner 1

Choice	Party	Absentee Voting		Early Voting		Total	
Mike Coryell		283	100.00%	0	0.00%	283	100.00%
	Cast Votes:	283	100.00%	0	0.00%	283	100.00%
	Undervotes:	192		0		192	
	Overvotes:	0		0		0	
	Unresolved write-in votes:	0		0		0	

Precinct Results Report

2025 General Election

Run Time 4:56 PM

Run Date 11/24/2025

San Juan County

2025 General Election

11/4/2025

Page 31

Official Results

Registered Voters

8548 of 15151 = 56.42%

Precincts Reporting

0 of 42 = 0.00%

14-A San Juan West

475 of 824 registered voters = 57.65%

Port of Friday Harbor Commissioner 1

Choice	Party	Absentee Voting		Early Voting		Total	
Graham "Gib" Black		287	100.00%	0	0.00%	287	100.00%
	Cast Votes:	287	100.00%	0	0.00%	287	100.00%
	Undervotes:	187		0		187	
	Overvotes:	0		0		0	
	Unresolved write-in votes:	1		0		1	

San Juan Island Park & Rec District Commissioner 2

Choice	Party	Absentee Voting		Early Voting		Total	
Candace Ragsdale		291	100.00%	0	0.00%	291	100.00%
	Cast Votes:	291	100.00%	0	0.00%	291	100.00%
	Undervotes:	184		0		184	
	Overvotes:	0		0		0	
	Unresolved write-in votes:	0		0		0	

San Juan Island Park & Rec District Commissioner 3

Choice	Party	Absentee Voting		Early Voting		Total	
Scott Zehner		295	100.00%	0	0.00%	295	100.00%
	Cast Votes:	295	100.00%	0	0.00%	295	100.00%
	Undervotes:	180		0		180	
	Overvotes:	0		0		0	
	Unresolved write-in votes:	0		0		0	

San Juan Island Park & Rec District Commissioner 5

Choice	Party	Absentee Voting		Early Voting		Total	
Allison Moalli		295	100.00%	0	0.00%	295	100.00%
	Cast Votes:	295	100.00%	0	0.00%	295	100.00%
	Undervotes:	180		0		180	
	Overvotes:	0		0		0	
	Unresolved write-in votes:	0		0		0	

Precinct Results Report

2025 General Election

Run Time 4:56 PM

Run Date 11/24/2025

San Juan County

2025 General Election

11/4/2025

Page 32

Official Results

Registered Voters

8548 of 15151 = 56.42%

Precincts Reporting

0 of 42 = 0.00%

14-A San Juan West

475 of 824 registered voters = 57.65%

SJC Cemetery District No. 1 Commissioner 1

Choice	Party	Absentee Voting		Early Voting		Total	
Jeri L. Ahrenius		298	100.00%	0	0.00%	298	100.00%
	Cast Votes:	298	100.00%	0	0.00%	298	100.00%
	Undervotes:	177		0		177	
	Overvotes:	0		0		0	
	Unresolved write-in votes:	0		0		0	

SJC Public Hospital District No. 1 Commissioner 1

Choice	Party	Absentee Voting		Early Voting		Total	
Gail Leschine-Seitz		262	100.00%	0	0.00%	262	100.00%
	Cast Votes:	262	100.00%	0	0.00%	262	100.00%
	Undervotes:	211		0		211	
	Overvotes:	0		0		0	
	Unresolved write-in votes:	2		0		2	

SJC Public Hospital District No. 1 - Proposition No. 1 - Authorizing Regular Property Tax Levy

Choice	Party	Absentee Voting		Early Voting		Total	
Yes		288	62.07%	0	0.00%	288	62.07%
No		176	37.93%	0	0.00%	176	37.93%
	Cast Votes:	464	100.00%	0	0.00%	464	100.00%
	Undervotes:	11		0		11	
	Overvotes:	0		0		0	
	Unresolved write-in votes:	0		0		0	

Precinct Results Report

2025 General Election

Run Time 4:56 PM

Run Date 11/24/2025

San Juan County

2025 General Election

11/4/2025

Page 33

Official Results

Registered Voters

8548 of 15151 = 56.42%

Precincts Reporting

0 of 42 = 0.00%

14-B San Juan West

53 of 97 registered voters = 54.64%

State of Washington - Senate Joint Resolution 8201

Choice	Party	Absentee Voting		Early Voting		Total	
Approved		41	77.36%	0	0.00%	41	77.36%
Rejected		12	22.64%	0	0.00%	12	22.64%
	Cast Votes:	53	100.00%	0	0.00%	53	100.00%
	Undervotes:	0		0		0	
	Overvotes:	0		0		0	
	Unresolved write-in votes:	0		0		0	

San Juan Island School District No. 149 Director 1

Choice	Party	Absentee Voting		Early Voting		Total	
Melanie Hess		43	86.00%	0	0.00%	43	86.00%
Levi Wolf		7	14.00%	0	0.00%	7	14.00%
	Cast Votes:	50	100.00%	0	0.00%	50	100.00%
	Undervotes:	3		0		3	
	Overvotes:	0		0		0	
	Unresolved write-in votes:	0		0		0	

San Juan Island School District No. 149 Director 2

Choice	Party	Absentee Voting		Early Voting		Total	
Barbara Nash Bevens		27	100.00%	0	0.00%	27	100.00%
	Cast Votes:	27	100.00%	0	0.00%	27	100.00%
	Undervotes:	26		0		26	
	Overvotes:	0		0		0	
	Unresolved write-in votes:	0		0		0	

SJC Fire Protection District No. 3 Commissioner 1

Choice	Party	Absentee Voting		Early Voting		Total	
Mike Coryell		29	100.00%	0	0.00%	29	100.00%
	Cast Votes:	29	100.00%	0	0.00%	29	100.00%
	Undervotes:	24		0		24	
	Overvotes:	0		0		0	
	Unresolved write-in votes:	0		0		0	

Precinct Results Report

2025 General Election

Run Time 4:56 PM

Run Date 11/24/2025

San Juan County

2025 General Election

11/4/2025

Page 34

Official Results

Registered Voters

8548 of 15151 = 56.42%

Precincts Reporting

0 of 42 = 0.00%

14-B San Juan West

53 of 97 registered voters = 54.64%

Port of Friday Harbor Commissioner 1

Choice	Party	Absentee Voting		Early Voting		Total	
Graham "Gib" Black		30	100.00%	0	0.00%	30	100.00%
	Cast Votes:	30	100.00%	0	0.00%	30	100.00%
	Undervotes:	23		0		23	
	Overvotes:	0		0		0	
	Unresolved write-in votes:	0		0		0	

San Juan Island Park & Rec District Commissioner 2

Choice	Party	Absentee Voting		Early Voting		Total	
Candace Ragsdale		32	100.00%	0	0.00%	32	100.00%
	Cast Votes:	32	100.00%	0	0.00%	32	100.00%
	Undervotes:	21		0		21	
	Overvotes:	0		0		0	
	Unresolved write-in votes:	0		0		0	

San Juan Island Park & Rec District Commissioner 3

Choice	Party	Absentee Voting		Early Voting		Total	
Scott Zehner		32	100.00%	0	0.00%	32	100.00%
	Cast Votes:	32	100.00%	0	0.00%	32	100.00%
	Undervotes:	21		0		21	
	Overvotes:	0		0		0	
	Unresolved write-in votes:	0		0		0	

San Juan Island Park & Rec District Commissioner 5

Choice	Party	Absentee Voting		Early Voting		Total	
Allison Moalli		30	100.00%	0	0.00%	30	100.00%
	Cast Votes:	30	100.00%	0	0.00%	30	100.00%
	Undervotes:	23		0		23	
	Overvotes:	0		0		0	
	Unresolved write-in votes:	0		0		0	

Precinct Results Report

2025 General Election

Run Time 4:56 PM

Run Date 11/24/2025

San Juan County

2025 General Election

11/4/2025

Page 35

Official Results

Registered Voters

8548 of 15151 = 56.42%

Precincts Reporting

0 of 42 = 0.00%

14-B San Juan West

53 of 97 registered voters = 54.64%

SJC Cemetery District No. 1 Commissioner 1

Choice	Party	Absentee Voting		Early Voting		Total	
Jeri L. Ahrenius		30	100.00%	0	0.00%	30	100.00%
	Cast Votes:	30	100.00%	0	0.00%	30	100.00%
	Undervotes:	23		0		23	
	Overvotes:	0		0		0	
	Unresolved write-in votes:	0		0		0	

SJC Public Hospital District No. 1 Commissioner 1

Choice	Party	Absentee Voting		Early Voting		Total	
Gail Leschine-Seitz		27	100.00%	0	0.00%	27	100.00%
	Cast Votes:	27	100.00%	0	0.00%	27	100.00%
	Undervotes:	25		0		25	
	Overvotes:	0		0		0	
	Unresolved write-in votes:	1		0		1	

SJC Public Hospital District No. 1 - Proposition No. 1 - Authorizing Regular Property Tax Levy

Choice	Party	Absentee Voting		Early Voting		Total	
Yes		33	64.71%	0	0.00%	33	64.71%
No		18	35.29%	0	0.00%	18	35.29%
	Cast Votes:	51	100.00%	0	0.00%	51	100.00%
	Undervotes:	2		0		2	
	Overvotes:	0		0		0	
	Unresolved write-in votes:	0		0		0	

Precinct Results Report

2025 General Election

Run Time 4:56 PM

Run Date 11/24/2025

San Juan County

2025 General Election

11/4/2025

Page 36

Official Results

Registered Voters

8548 of 15151 = 56.42%

Precincts Reporting

0 of 42 = 0.00%

15-A San Juan North

364 of 678 registered voters = 53.69%

State of Washington - Senate Joint Resolution 8201

Choice	Party	Absentee Voting		Early Voting		Total	
Approved		212	60.06%	0	0.00%	212	60.06%
Rejected		141	39.94%	0	0.00%	141	39.94%
	Cast Votes:	353	100.00%	0	0.00%	353	100.00%
	Undervotes:	11		0		11	
	Overvotes:	0		0		0	
	Unresolved write-in votes:	0		0		0	

San Juan Island School District No. 149 Director 1

Choice	Party	Absentee Voting		Early Voting		Total	
Melanie Hess		236	75.64%	0	0.00%	236	75.64%
Levi Wolf		76	24.36%	0	0.00%	76	24.36%
	Cast Votes:	312	100.00%	0	0.00%	312	100.00%
	Undervotes:	51		0		51	
	Overvotes:	0		0		0	
	Unresolved write-in votes:	1		0		1	

San Juan Island School District No. 149 Director 2

Choice	Party	Absentee Voting		Early Voting		Total	
Barbara Nash Bevens		227	100.00%	0	0.00%	227	100.00%
	Cast Votes:	227	100.00%	0	0.00%	227	100.00%
	Undervotes:	131		0		131	
	Overvotes:	0		0		0	
	Unresolved write-in votes:	6		0		6	

SJC Fire Protection District No. 3 Commissioner 1

Choice	Party	Absentee Voting		Early Voting		Total	
Mike Coryell		220	100.00%	0	0.00%	220	100.00%
	Cast Votes:	220	100.00%	0	0.00%	220	100.00%
	Undervotes:	139		0		139	
	Overvotes:	0		0		0	
	Unresolved write-in votes:	5		0		5	

Precinct Results Report

2025 General Election

Run Time 4:56 PM

Run Date 11/24/2025

San Juan County

2025 General Election

11/4/2025

Page 37

Official Results

Registered Voters

8548 of 15151 = 56.42%

Precincts Reporting

0 of 42 = 0.00%

15-A San Juan North

364 of 678 registered voters = 53.69%

Port of Friday Harbor Commissioner 1

Choice	Party	Absentee Voting		Early Voting		Total	
Graham "Gib" Black		218	100.00%	0	0.00%	218	100.00%
	Cast Votes:	218	100.00%	0	0.00%	218	100.00%
	Undervotes:	141		0		141	
	Overvotes:	0		0		0	
	Unresolved write-in votes:	5		0		5	

San Juan Island Park & Rec District Commissioner 2

Choice	Party	Absentee Voting		Early Voting		Total	
Candace Ragsdale		238	100.00%	0	0.00%	238	100.00%
	Cast Votes:	238	100.00%	0	0.00%	238	100.00%
	Undervotes:	121		0		121	
	Overvotes:	0		0		0	
	Unresolved write-in votes:	5		0		5	

San Juan Island Park & Rec District Commissioner 3

Choice	Party	Absentee Voting		Early Voting		Total	
Scott Zehner		225	100.00%	0	0.00%	225	100.00%
	Cast Votes:	225	100.00%	0	0.00%	225	100.00%
	Undervotes:	133		0		133	
	Overvotes:	0		0		0	
	Unresolved write-in votes:	6		0		6	

San Juan Island Park & Rec District Commissioner 5

Choice	Party	Absentee Voting		Early Voting		Total	
Allison Moalli		221	100.00%	0	0.00%	221	100.00%
	Cast Votes:	221	100.00%	0	0.00%	221	100.00%
	Undervotes:	139		0		139	
	Overvotes:	0		0		0	
	Unresolved write-in votes:	4		0		4	

Precinct Results Report

2025 General Election

Run Time 4:56 PM

Run Date 11/24/2025

San Juan County

2025 General Election

11/4/2025

Page 38

Official Results

Registered Voters

8548 of 15151 = 56.42%

Precincts Reporting

0 of 42 = 0.00%

15-A San Juan North

364 of 678 registered voters = 53.69%

SJC Cemetery District No. 1 Commissioner 1

Choice	Party	Absentee Voting		Early Voting		Total	
Jeri L. Ahrenius		228	100.00%	0	0.00%	228	100.00%
	Cast Votes:	228	100.00%	0	0.00%	228	100.00%
	Undervotes:	131		0		131	
	Overvotes:	0		0		0	
	Unresolved write-in votes:	5		0		5	

SJC Public Hospital District No. 1 Commissioner 1

Choice	Party	Absentee Voting		Early Voting		Total	
Gail Leschine-Seitz		198	100.00%	0	0.00%	198	100.00%
	Cast Votes:	198	100.00%	0	0.00%	198	100.00%
	Undervotes:	158		0		158	
	Overvotes:	0		0		0	
	Unresolved write-in votes:	8		0		8	

SJC Public Hospital District No. 1 - Proposition No. 1 - Authorizing Regular Property Tax Levy

Choice	Party	Absentee Voting		Early Voting		Total	
Yes		207	58.15%	0	0.00%	207	58.15%
No		149	41.85%	0	0.00%	149	41.85%
	Cast Votes:	356	100.00%	0	0.00%	356	100.00%
	Undervotes:	8		0		8	
	Overvotes:	0		0		0	
	Unresolved write-in votes:	0		0		0	

Precinct Results Report

2025 General Election

Run Time 4:56 PM

Run Date 11/24/2025

San Juan County

2025 General Election

11/4/2025

Page 39

Official Results

Registered Voters

8548 of 15151 = 56.42%

Precincts Reporting

0 of 42 = 0.00%

15-B San Juan North

13 of 20 registered voters = 65.00%

State of Washington - Senate Joint Resolution 8201

Choice	Party	Absentee Voting		Early Voting		Total	
Approved		5	41.67%	0	0.00%	5	41.67%
Rejected		7	58.33%	0	0.00%	7	58.33%
	Cast Votes:	12	100.00%	0	0.00%	12	100.00%
	Undervotes:	1		0		1	
	Overvotes:	0		0		0	
	Unresolved write-in votes:	0		0		0	

San Juan Island School District No. 149 Director 1

Choice	Party	Absentee Voting		Early Voting		Total	
Melanie Hess		7	70.00%	0	0.00%	7	70.00%
Levi Wolf		3	30.00%	0	0.00%	3	30.00%
	Cast Votes:	10	100.00%	0	0.00%	10	100.00%
	Undervotes:	3		0		3	
	Overvotes:	0		0		0	
	Unresolved write-in votes:	0		0		0	

San Juan Island School District No. 149 Director 2

Choice	Party	Absentee Voting		Early Voting		Total	
Barbara Nash Bevens		6	100.00%	0	0.00%	6	100.00%
	Cast Votes:	6	100.00%	0	0.00%	6	100.00%
	Undervotes:	7		0		7	
	Overvotes:	0		0		0	
	Unresolved write-in votes:	0		0		0	

SJC Fire Protection District No. 3 Commissioner 1

Choice	Party	Absentee Voting		Early Voting		Total	
Mike Coryell		7	100.00%	0	0.00%	7	100.00%
	Cast Votes:	7	100.00%	0	0.00%	7	100.00%
	Undervotes:	6		0		6	
	Overvotes:	0		0		0	
	Unresolved write-in votes:	0		0		0	

Precinct Results Report

2025 General Election

Run Time 4:56 PM

Run Date 11/24/2025

San Juan County

2025 General Election

11/4/2025

Page 40

Official Results

Registered Voters

8548 of 15151 = 56.42%

Precincts Reporting

0 of 42 = 0.00%

15-B San Juan North

13 of 20 registered voters = 65.00%

Port of Friday Harbor Commissioner 1

Choice	Party	Absentee Voting	Early Voting	Total
Graham "Gib" Black		6 100.00%	0 0.00%	6 100.00%
	Cast Votes:	6 100.00%	0 0.00%	6 100.00%
	Undervotes:	7	0	7
	Overvotes:	0	0	0
	Unresolved write-in votes:	0	0	0

San Juan Island Park & Rec District Commissioner 2

Choice	Party	Absentee Voting	Early Voting	Total
Candace Ragsdale		7 100.00%	0 0.00%	7 100.00%
	Cast Votes:	7 100.00%	0 0.00%	7 100.00%
	Undervotes:	6	0	6
	Overvotes:	0	0	0
	Unresolved write-in votes:	0	0	0

San Juan Island Park & Rec District Commissioner 3

Choice	Party	Absentee Voting	Early Voting	Total
Scott Zehner		7 100.00%	0 0.00%	7 100.00%
	Cast Votes:	7 100.00%	0 0.00%	7 100.00%
	Undervotes:	6	0	6
	Overvotes:	0	0	0
	Unresolved write-in votes:	0	0	0

San Juan Island Park & Rec District Commissioner 5

Choice	Party	Absentee Voting	Early Voting	Total
Allison Moalli		6 100.00%	0 0.00%	6 100.00%
	Cast Votes:	6 100.00%	0 0.00%	6 100.00%
	Undervotes:	7	0	7
	Overvotes:	0	0	0
	Unresolved write-in votes:	0	0	0

Precinct Results Report

2025 General Election

Run Time 4:56 PM

Run Date 11/24/2025

San Juan County

2025 General Election

11/4/2025

Page 41

Official Results

Registered Voters

8548 of 15151 = 56.42%

Precincts Reporting

0 of 42 = 0.00%

15-B San Juan North

13 of 20 registered voters = 65.00%

SJC Cemetery District No. 1 Commissioner 1

Choice	Party	Absentee Voting	Early Voting	Total
Jeri L. Ahrenius		7 100.00%	0 0.00%	7 100.00%
	Cast Votes:	7 100.00%	0 0.00%	7 100.00%
	Undervotes:	6	0	6
	Overvotes:	0	0	0
	Unresolved write-in votes:	0	0	0

SJC Public Hospital District No. 1 Commissioner 1

Choice	Party	Absentee Voting	Early Voting	Total
Gail Leschine-Seitz		8 100.00%	0 0.00%	8 100.00%
	Cast Votes:	8 100.00%	0 0.00%	8 100.00%
	Undervotes:	5	0	5
	Overvotes:	0	0	0
	Unresolved write-in votes:	0	0	0

SJC Public Hospital District No. 1 - Proposition No. 1 - Authorizing Regular Property Tax Levy

Choice	Party	Absentee Voting	Early Voting	Total
Yes		3 25.00%	0 0.00%	3 25.00%
No		9 75.00%	0 0.00%	9 75.00%
	Cast Votes:	12 100.00%	0 0.00%	12 100.00%
	Undervotes:	1	0	1
	Overvotes:	0	0	0
	Unresolved write-in votes:	0	0	0

Precinct Results Report

2025 General Election

Run Time 4:56 PM

Run Date 11/24/2025

San Juan County

2025 General Election

11/4/2025

Page 42

Official Results

Registered Voters

8548 of 15151 = 56.42%

Precincts Reporting

0 of 42 = 0.00%

15-C San Juan North

2 of 8 registered voters = 25.00%

State of Washington - Senate Joint Resolution 8201

Choice	Party	Absentee Voting	Early Voting	Total
Approved		2 100.00%	0 0.00%	2 100.00%
Rejected		0 0.00%	0 0.00%	0 0.00%
	Cast Votes:	2 100.00%	0 0.00%	2 100.00%
	Undervotes:	0	0	0
	Overvotes:	0	0	0
	Unresolved write-in votes:	0	0	0

San Juan Island School District No. 149 Director 1

Choice	Party	Absentee Voting	Early Voting	Total
Melanie Hess		2 100.00%	0 0.00%	2 100.00%
Levi Wolf		0 0.00%	0 0.00%	0 0.00%
	Cast Votes:	2 100.00%	0 0.00%	2 100.00%
	Undervotes:	0	0	0
	Overvotes:	0	0	0
	Unresolved write-in votes:	0	0	0

San Juan Island School District No. 149 Director 2

Choice	Party	Absentee Voting	Early Voting	Total
Barbara Nash Bevens		2 100.00%	0 0.00%	2 100.00%
	Cast Votes:	2 100.00%	0 0.00%	2 100.00%
	Undervotes:	0	0	0
	Overvotes:	0	0	0
	Unresolved write-in votes:	0	0	0

SJC Fire Protection District No. 3 Commissioner 1

Choice	Party	Absentee Voting	Early Voting	Total
Mike Coryell		2 100.00%	0 0.00%	2 100.00%
	Cast Votes:	2 100.00%	0 0.00%	2 100.00%
	Undervotes:	0	0	0
	Overvotes:	0	0	0
	Unresolved write-in votes:	0	0	0

Precinct Results Report

2025 General Election

Run Time 4:56 PM

Run Date 11/24/2025

San Juan County

2025 General Election

11/4/2025

Page 43

Official Results

Registered Voters

8548 of 15151 = 56.42%

Precincts Reporting

0 of 42 = 0.00%

15-C San Juan North

2 of 8 registered voters = 25.00%

SJC Public Hospital District No. 1 Commissioner 1

Choice	Party	Absentee Voting	Early Voting	Total
Gail Leschine-Seitz		2 100.00%	0 0.00%	2 100.00%
	Cast Votes:	2 100.00%	0 0.00%	2 100.00%
	Undervotes:	0	0	0
	Overvotes:	0	0	0
	Unresolved write-in votes:	0	0	0

SJC Public Hospital District No. 1 - Proposition No. 1 - Authorizing Regular Property Tax Levy

Choice	Party	Absentee Voting	Early Voting	Total
Yes		2 100.00%	0 0.00%	2 100.00%
No		0 0.00%	0 0.00%	0 0.00%
	Cast Votes:	2 100.00%	0 0.00%	2 100.00%
	Undervotes:	0	0	0
	Overvotes:	0	0	0
	Unresolved write-in votes:	0	0	0

Precinct Results Report

2025 General Election

Run Time 4:56 PM

Run Date 11/24/2025

San Juan County

2025 General Election

11/4/2025

Page 44

Official Results

Registered Voters

8548 of 15151 = 56.42%

Precincts Reporting

0 of 42 = 0.00%

15-D San Juan North

23 of 40 registered voters = 57.50%

State of Washington - Senate Joint Resolution 8201

Choice	Party	Absentee Voting		Early Voting		Total	
Approved		12	52.17%	0	0.00%	12	52.17%
Rejected		11	47.83%	0	0.00%	11	47.83%
	Cast Votes:	23	100.00%	0	0.00%	23	100.00%
	Undervotes:	0		0		0	
	Overvotes:	0		0		0	
	Unresolved write-in votes:	0		0		0	

San Juan Island School District No. 149 Director 1

Choice	Party	Absentee Voting		Early Voting		Total	
Melanie Hess		13	72.22%	0	0.00%	13	72.22%
Levi Wolf		5	27.78%	0	0.00%	5	27.78%
	Cast Votes:	18	100.00%	0	0.00%	18	100.00%
	Undervotes:	5		0		5	
	Overvotes:	0		0		0	
	Unresolved write-in votes:	0		0		0	

San Juan Island School District No. 149 Director 2

Choice	Party	Absentee Voting		Early Voting		Total	
Barbara Nash Bevens		15	100.00%	0	0.00%	15	100.00%
	Cast Votes:	15	100.00%	0	0.00%	15	100.00%
	Undervotes:	7		0		7	
	Overvotes:	0		0		0	
	Unresolved write-in votes:	1		0		1	

SJC Fire Protection District No. 3 Commissioner 1

Choice	Party	Absentee Voting		Early Voting		Total	
Mike Coryell		16	100.00%	0	0.00%	16	100.00%
	Cast Votes:	16	100.00%	0	0.00%	16	100.00%
	Undervotes:	7		0		7	
	Overvotes:	0		0		0	
	Unresolved write-in votes:	0		0		0	

Precinct Results Report

2025 General Election

Run Time 4:56 PM

Run Date 11/24/2025

San Juan County

2025 General Election

11/4/2025

Page 45

Official Results

Registered Voters

8548 of 15151 = 56.42%

Precincts Reporting

0 of 42 = 0.00%

15-D San Juan North

23 of 40 registered voters = 57.50%

SJC Public Hospital District No. 1 Commissioner 1

Choice	Party	Absentee Voting		Early Voting		Total	
Gail Leschine-Seitz		15	100.00%	0	0.00%	15	100.00%
	Cast Votes:	15	100.00%	0	0.00%	15	100.00%
	Undervotes:	7		0		7	
	Overvotes:	0		0		0	
	Unresolved write-in votes:	1		0		1	

SJC Public Hospital District No. 1 - Proposition No. 1 - Authorizing Regular Property Tax Levy

Choice	Party	Absentee Voting		Early Voting		Total	
Yes		11	50.00%	0	0.00%	11	50.00%
No		11	50.00%	0	0.00%	11	50.00%
	Cast Votes:	22	100.00%	0	0.00%	22	100.00%
	Undervotes:	1		0		1	
	Overvotes:	0		0		0	
	Unresolved write-in votes:	0		0		0	

Precinct Results Report

2025 General Election

Run Time 4:56 PM

Run Date 11/24/2025

San Juan County

2025 General Election

11/4/2025

Page 46

Official Results

Registered Voters

8548 of 15151 = 56.42%

Precincts Reporting

0 of 42 = 0.00%

15-E San Juan North

10 of 27 registered voters = 37.04%

State of Washington - Senate Joint Resolution 8201

Choice	Party	Absentee Voting	Early Voting	Total
Approved		7 77.78%	0 0.00%	7 77.78%
Rejected		2 22.22%	0 0.00%	2 22.22%
	Cast Votes:	9 100.00%	0 0.00%	9 100.00%
	Undervotes:	1	0	1
	Overvotes:	0	0	0
	Unresolved write-in votes:	0	0	0

San Juan Island School District No. 149 Director 1

Choice	Party	Absentee Voting	Early Voting	Total
Melanie Hess		9 100.00%	0 0.00%	9 100.00%
Levi Wolf		0 0.00%	0 0.00%	0 0.00%
	Cast Votes:	9 100.00%	0 0.00%	9 100.00%
	Undervotes:	1	0	1
	Overvotes:	0	0	0
	Unresolved write-in votes:	0	0	0

San Juan Island School District No. 149 Director 2

Choice	Party	Absentee Voting	Early Voting	Total
Barbara Nash Bevens		6 100.00%	0 0.00%	6 100.00%
	Cast Votes:	6 100.00%	0 0.00%	6 100.00%
	Undervotes:	4	0	4
	Overvotes:	0	0	0
	Unresolved write-in votes:	0	0	0

SJC Fire Protection District No. 3 Commissioner 1

Choice	Party	Absentee Voting	Early Voting	Total
Mike Coryell		7 100.00%	0 0.00%	7 100.00%
	Cast Votes:	7 100.00%	0 0.00%	7 100.00%
	Undervotes:	3	0	3
	Overvotes:	0	0	0
	Unresolved write-in votes:	0	0	0

Precinct Results Report

2025 General Election

Run Time 4:56 PM

Run Date 11/24/2025

San Juan County

2025 General Election

11/4/2025

Page 47

Official Results

Registered Voters

8548 of 15151 = 56.42%

Precincts Reporting

0 of 42 = 0.00%

15-E San Juan North

10 of 27 registered voters = 37.04%

SJC Public Hospital District No. 1 Commissioner 1

Choice	Party	Absentee Voting	Early Voting	Total
Gail Leschine-Seitz		6 100.00%	0 0.00%	6 100.00%
	Cast Votes:	6 100.00%	0 0.00%	6 100.00%
	Undervotes:	4	0	4
	Overvotes:	0	0	0
	Unresolved write-in votes:	0	0	0

SJC Public Hospital District No. 1 - Proposition No. 1 - Authorizing Regular Property Tax Levy

Choice	Party	Absentee Voting	Early Voting	Total
Yes		8 88.89%	0 0.00%	8 88.89%
No		1 11.11%	0 0.00%	1 11.11%
	Cast Votes:	9 100.00%	0 0.00%	9 100.00%
	Undervotes:	1	0	1
	Overvotes:	0	0	0
	Unresolved write-in votes:	0	0	0

Precinct Results Report

2025 General Election

Run Time 4:56 PM

Run Date 11/24/2025

San Juan County

2025 General Election

11/4/2025

Page 48

Official Results

Registered Voters

8548 of 15151 = 56.42%

Precincts Reporting

0 of 42 = 0.00%

16 San Juan East

421 of 751 registered voters = 56.06%

State of Washington - Senate Joint Resolution 8201

Choice	Party	Absentee Voting		Early Voting		Total	
Approved		263	63.68%	0	0.00%	263	63.68%
Rejected		150	36.32%	0	0.00%	150	36.32%
	Cast Votes:	413	100.00%	0	0.00%	413	100.00%
	Undervotes:	8		0		8	
	Overvotes:	0		0		0	
	Unresolved write-in votes:	0		0		0	

San Juan Island School District No. 149 Director 1

Choice	Party	Absentee Voting		Early Voting		Total	
Melanie Hess		327	83.42%	0	0.00%	327	83.42%
Levi Wolf		65	16.58%	0	0.00%	65	16.58%
	Cast Votes:	392	100.00%	0	0.00%	392	100.00%
	Undervotes:	28		0		28	
	Overvotes:	0		0		0	
	Unresolved write-in votes:	1		0		1	

San Juan Island School District No. 149 Director 2

Choice	Party	Absentee Voting		Early Voting		Total	
Barbara Nash Bevens		280	100.00%	0	0.00%	280	100.00%
	Cast Votes:	280	100.00%	0	0.00%	280	100.00%
	Undervotes:	136		0		136	
	Overvotes:	0		0		0	
	Unresolved write-in votes:	5		0		5	

SJC Fire Protection District No. 3 Commissioner 1

Choice	Party	Absentee Voting		Early Voting		Total	
Mike Coryell		263	100.00%	0	0.00%	263	100.00%
	Cast Votes:	263	100.00%	0	0.00%	263	100.00%
	Undervotes:	151		0		151	
	Overvotes:	0		0		0	
	Unresolved write-in votes:	7		0		7	

Precinct Results Report

2025 General Election

Run Time 4:56 PM

Run Date 11/24/2025

San Juan County

2025 General Election

11/4/2025

Page 49

Official Results

Registered Voters

8548 of 15151 = 56.42%

Precincts Reporting

0 of 42 = 0.00%

16 San Juan East

421 of 751 registered voters = 56.06%

Port of Friday Harbor Commissioner 1

Choice	Party	Absentee Voting		Early Voting		Total	
Graham "Gib" Black		271	100.00%	0	0.00%	271	100.00%
	Cast Votes:	271	100.00%	0	0.00%	271	100.00%
	Undervotes:	145		0		145	
	Overvotes:	0		0		0	
	Unresolved write-in votes:	5		0		5	

San Juan Island Park & Rec District Commissioner 2

Choice	Party	Absentee Voting		Early Voting		Total	
Candace Ragsdale		285	100.00%	0	0.00%	285	100.00%
	Cast Votes:	285	100.00%	0	0.00%	285	100.00%
	Undervotes:	133		0		133	
	Overvotes:	0		0		0	
	Unresolved write-in votes:	3		0		3	

San Juan Island Park & Rec District Commissioner 3

Choice	Party	Absentee Voting		Early Voting		Total	
Scott Zehner		287	100.00%	0	0.00%	287	100.00%
	Cast Votes:	287	100.00%	0	0.00%	287	100.00%
	Undervotes:	133		0		133	
	Overvotes:	0		0		0	
	Unresolved write-in votes:	1		0		1	

San Juan Island Park & Rec District Commissioner 5

Choice	Party	Absentee Voting		Early Voting		Total	
Allison Moalli		272	100.00%	0	0.00%	272	100.00%
	Cast Votes:	272	100.00%	0	0.00%	272	100.00%
	Undervotes:	146		0		146	
	Overvotes:	0		0		0	
	Unresolved write-in votes:	3		0		3	

Precinct Results Report

2025 General Election

Run Time 4:56 PM

Run Date 11/24/2025

San Juan County

2025 General Election

11/4/2025

Page 50

Official Results

Registered Voters

8548 of 15151 = 56.42%

Precincts Reporting

0 of 42 = 0.00%

16 San Juan East

421 of 751 registered voters = 56.06%

SJC Cemetery District No. 1 Commissioner 1

Choice	Party	Absentee Voting		Early Voting		Total	
Jeri L. Ahrenius		279	100.00%	0	0.00%	279	100.00%
	Cast Votes:	279	100.00%	0	0.00%	279	100.00%
	Undervotes:	140		0		140	
	Overvotes:	0		0		0	
	Unresolved write-in votes:	2		0		2	

SJC Public Hospital District No. 1 Commissioner 1

Choice	Party	Absentee Voting		Early Voting		Total	
Gail Leschine-Seitz		261	100.00%	0	0.00%	261	100.00%
	Cast Votes:	261	100.00%	0	0.00%	261	100.00%
	Undervotes:	150		0		150	
	Overvotes:	0		0		0	
	Unresolved write-in votes:	10		0		10	

SJC Public Hospital District No. 1 - Proposition No. 1 - Authorizing Regular Property Tax Levy

Choice	Party	Absentee Voting		Early Voting		Total	
Yes		274	66.83%	0	0.00%	274	66.83%
No		136	33.17%	0	0.00%	136	33.17%
	Cast Votes:	410	100.00%	0	0.00%	410	100.00%
	Undervotes:	11		0		11	
	Overvotes:	0		0		0	
	Unresolved write-in votes:	0		0		0	

Precinct Results Report

2025 General Election

Run Time 4:56 PM

Run Date 11/24/2025

San Juan County

2025 General Election

11/4/2025

Page 51

Official Results

Registered Voters

8548 of 15151 = 56.42%

Precincts Reporting

0 of 42 = 0.00%

17-A Turn Point

187 of 392 registered voters = 47.70%

State of Washington - Senate Joint Resolution 8201

Choice	Party	Absentee Voting		Early Voting		Total	
Approved		107	60.45%	0	0.00%	107	60.45%
Rejected		70	39.55%	0	0.00%	70	39.55%
	Cast Votes:	177	100.00%	0	0.00%	177	100.00%
	Undervotes:	10		0		10	
	Overvotes:	0		0		0	
	Unresolved write-in votes:	0		0		0	

San Juan Island School District No. 149 Director 1

Choice	Party	Absentee Voting		Early Voting		Total	
Melanie Hess		127	77.44%	0	0.00%	127	77.44%
Levi Wolf		37	22.56%	0	0.00%	37	22.56%
	Cast Votes:	164	100.00%	0	0.00%	164	100.00%
	Undervotes:	23		0		23	
	Overvotes:	0		0		0	
	Unresolved write-in votes:	0		0		0	

San Juan Island School District No. 149 Director 2

Choice	Party	Absentee Voting		Early Voting		Total	
Barbara Nash Bevens		113	100.00%	0	0.00%	113	100.00%
	Cast Votes:	113	100.00%	0	0.00%	113	100.00%
	Undervotes:	73		0		73	
	Overvotes:	0		0		0	
	Unresolved write-in votes:	1		0		1	

SJC Fire Protection District No. 3 Commissioner 1

Choice	Party	Absentee Voting		Early Voting		Total	
Mike Coryell		110	100.00%	0	0.00%	110	100.00%
	Cast Votes:	110	100.00%	0	0.00%	110	100.00%
	Undervotes:	76		0		76	
	Overvotes:	0		0		0	
	Unresolved write-in votes:	1		0		1	

Precinct Results Report

2025 General Election

Run Time 4:56 PM

Run Date 11/24/2025

San Juan County

2025 General Election

11/4/2025

Page 52

Official Results

Registered Voters

8548 of 15151 = 56.42%

Precincts Reporting

0 of 42 = 0.00%

17-A Turn Point

187 of 392 registered voters = 47.70%

Port of Friday Harbor Commissioner 1

Choice	Party	Absentee Voting		Early Voting		Total	
Graham "Gib" Black		108	100.00%	0	0.00%	108	100.00%
	Cast Votes:	108	100.00%	0	0.00%	108	100.00%
	Undervotes:	73		0		73	
	Overvotes:	0		0		0	
	Unresolved write-in votes:	6		0		6	

San Juan Island Park & Rec District Commissioner 2

Choice	Party	Absentee Voting		Early Voting		Total	
Candace Ragsdale		118	100.00%	0	0.00%	118	100.00%
	Cast Votes:	118	100.00%	0	0.00%	118	100.00%
	Undervotes:	69		0		69	
	Overvotes:	0		0		0	
	Unresolved write-in votes:	0		0		0	

San Juan Island Park & Rec District Commissioner 3

Choice	Party	Absentee Voting		Early Voting		Total	
Scott Zehner		117	100.00%	0	0.00%	117	100.00%
	Cast Votes:	117	100.00%	0	0.00%	117	100.00%
	Undervotes:	68		0		68	
	Overvotes:	0		0		0	
	Unresolved write-in votes:	2		0		2	

San Juan Island Park & Rec District Commissioner 5

Choice	Party	Absentee Voting		Early Voting		Total	
Allison Moalli		120	100.00%	0	0.00%	120	100.00%
	Cast Votes:	120	100.00%	0	0.00%	120	100.00%
	Undervotes:	67		0		67	
	Overvotes:	0		0		0	
	Unresolved write-in votes:	0		0		0	

Precinct Results Report

2025 General Election

Run Time 4:56 PM

Run Date 11/24/2025

San Juan County

2025 General Election

11/4/2025

Page 53

Official Results

Registered Voters

8548 of 15151 = 56.42%

Precincts Reporting

0 of 42 = 0.00%

17-A Turn Point

187 of 392 registered voters = 47.70%

SJC Cemetery District No. 1 Commissioner 1

Choice	Party	Absentee Voting	Early Voting	Total
Jeri L. Ahrenius		127 100.00%	0 0.00%	127 100.00%
	Cast Votes:	127 100.00%	0 0.00%	127 100.00%
	Undervotes:	59	0	59
	Overvotes:	0	0	0
	Unresolved write-in votes:	1	0	1

SJC Public Hospital District No. 1 Commissioner 1

Choice	Party	Absentee Voting	Early Voting	Total
Gail Leschine-Seitz		104 100.00%	0 0.00%	104 100.00%
	Cast Votes:	104 100.00%	0 0.00%	104 100.00%
	Undervotes:	80	0	80
	Overvotes:	0	0	0
	Unresolved write-in votes:	3	0	3

SJC Public Hospital District No. 1 - Proposition No. 1 - Authorizing Regular Property Tax Levy

Choice	Party	Absentee Voting	Early Voting	Total
Yes		107 59.78%	0 0.00%	107 59.78%
No		72 40.22%	0 0.00%	72 40.22%
	Cast Votes:	179 100.00%	0 0.00%	179 100.00%
	Undervotes:	8	0	8
	Overvotes:	0	0	0
	Unresolved write-in votes:	0	0	0

Precinct Results Report

2025 General Election

Run Time 4:56 PM

Run Date 11/24/2025

San Juan County

2025 General Election

11/4/2025

Page 54

Official Results

Registered Voters

8548 of 15151 = 56.42%

Precincts Reporting

0 of 42 = 0.00%

17-B Turn Point

2 of 9 registered voters = 22.22%

State of Washington - Senate Joint Resolution 8201

Choice	Party	Absentee Voting	Early Voting	Total
Approved		2 100.00%	0 0.00%	2 100.00%
Rejected		0 0.00%	0 0.00%	0 0.00%
	Cast Votes:	2 100.00%	0 0.00%	2 100.00%
	Undervotes:	0	0	0
	Overvotes:	0	0	0
	Unresolved write-in votes:	0	0	0

San Juan Island School District No. 149 Director 1

Choice	Party	Absentee Voting	Early Voting	Total
Melanie Hess		2 100.00%	0 0.00%	2 100.00%
Levi Wolf		0 0.00%	0 0.00%	0 0.00%
	Cast Votes:	2 100.00%	0 0.00%	2 100.00%
	Undervotes:	0	0	0
	Overvotes:	0	0	0
	Unresolved write-in votes:	0	0	0

San Juan Island School District No. 149 Director 2

Choice	Party	Absentee Voting	Early Voting	Total
Barbara Nash Bevens		2 100.00%	0 0.00%	2 100.00%
	Cast Votes:	2 100.00%	0 0.00%	2 100.00%
	Undervotes:	0	0	0
	Overvotes:	0	0	0
	Unresolved write-in votes:	0	0	0

SJC Fire Protection District No. 3 Commissioner 1

Choice	Party	Absentee Voting	Early Voting	Total
Mike Coryell		2 100.00%	0 0.00%	2 100.00%
	Cast Votes:	2 100.00%	0 0.00%	2 100.00%
	Undervotes:	0	0	0
	Overvotes:	0	0	0
	Unresolved write-in votes:	0	0	0

Precinct Results Report

2025 General Election

Run Time 4:56 PM

Run Date 11/24/2025

San Juan County

2025 General Election

11/4/2025

Page 55

Official Results

Registered Voters

8548 of 15151 = 56.42%

Precincts Reporting

0 of 42 = 0.00%

17-B Turn Point

2 of 9 registered voters = 22.22%

SJC Public Hospital District No. 1 Commissioner 1

Choice	Party	Absentee Voting	Early Voting	Total
Gail Leschine-Seitz		2 100.00%	0 0.00%	2 100.00%
	Cast Votes:	2 100.00%	0 0.00%	2 100.00%
	Undervotes:	0	0	0
	Overvotes:	0	0	0
	Unresolved write-in votes:	0	0	0

SJC Public Hospital District No. 1 - Proposition No. 1 - Authorizing Regular Property Tax Levy

Choice	Party	Absentee Voting	Early Voting	Total
Yes		2 100.00%	0 0.00%	2 100.00%
No		0 0.00%	0 0.00%	0 0.00%
	Cast Votes:	2 100.00%	0 0.00%	2 100.00%
	Undervotes:	0	0	0
	Overvotes:	0	0	0
	Unresolved write-in votes:	0	0	0

Precinct Results Report

2025 General Election

Run Time 4:56 PM

Run Date 11/24/2025

San Juan County

2025 General Election

11/4/2025

Page 56

Official Results

Registered Voters

8548 of 15151 = 56.42%

Precincts Reporting

0 of 42 = 0.00%

20 Waldron & Outer Is

54 of 120 registered voters = 45.00%

State of Washington - Senate Joint Resolution 8201

Choice	Party	Absentee Voting		Early Voting		Total	
Approved		26	53.06%	0	0.00%	26	53.06%
Rejected		23	46.94%	0	0.00%	23	46.94%
	Cast Votes:	49	100.00%	0	0.00%	49	100.00%
	Undervotes:	5		0		5	
	Overvotes:	0		0		0	
	Unresolved write-in votes:	0		0		0	

Orcas Island School District No. 137 Director 1

Choice	Party	Absentee Voting		Early Voting		Total	
Pamela Dobie Key		19	100.00%	0	0.00%	19	100.00%
	Cast Votes:	19	100.00%	0	0.00%	19	100.00%
	Undervotes:	33		0		33	
	Overvotes:	0		0		0	
	Unresolved write-in votes:	2		0		2	

Orcas Island School District No. 137 Director 2

Choice	Party	Absentee Voting		Early Voting		Total	
Michael Alperin		22	100.00%	0	0.00%	22	100.00%
	Cast Votes:	22	100.00%	0	0.00%	22	100.00%
	Undervotes:	30		0		30	
	Overvotes:	0		0		0	
	Unresolved write-in votes:	2		0		2	

Orcas Island School District No. 137 Director 3

Choice	Party	Absentee Voting		Early Voting		Total	
Stefan Maxfield		19	100.00%	0	0.00%	19	100.00%
	Cast Votes:	19	100.00%	0	0.00%	19	100.00%
	Undervotes:	33		0		33	
	Overvotes:	0		0		0	
	Unresolved write-in votes:	2		0		2	

Precinct Results Report

2025 General Election

Run Time 4:56 PM

Run Date 11/24/2025

San Juan County

2025 General Election

11/4/2025

Page 57

Official Results

Registered Voters

8548 of 15151 = 56.42%

Precincts Reporting

0 of 42 = 0.00%

20 Waldron & Outer Is

54 of 120 registered voters = 45.00%

Orcas Island School District No. 137 Director 4

Choice	Party	Absentee Voting		Early Voting		Total	
Ady Kenady		22	100.00%	0	0.00%	22	100.00%
	Cast Votes:	22	100.00%	0	0.00%	22	100.00%
	Undervotes:	31		0		31	
	Overvotes:	0		0		0	
	Unresolved write-in votes:	1		0		1	

Orcas Island School District No. 137 - Proposition No. 1 - Capital Projects Levy for Sitework and Safety Improvements

Choice	Party	Absentee Voting		Early Voting		Total	
Yes		38	73.08%	0	0.00%	38	73.08%
No		14	26.92%	0	0.00%	14	26.92%
	Cast Votes:	52	100.00%	0	0.00%	52	100.00%
	Undervotes:	2		0		2	
	Overvotes:	0		0		0	
	Unresolved write-in votes:	0		0		0	

Orcas Island School District No. 137 - Proposition No. 2 - Educational Programs and Operations Levy

Choice	Party	Absentee Voting		Early Voting		Total	
Yes		44	84.62%	0	0.00%	44	84.62%
No		8	15.38%	0	0.00%	8	15.38%
	Cast Votes:	52	100.00%	0	0.00%	52	100.00%
	Undervotes:	2		0		2	
	Overvotes:	0		0		0	
	Unresolved write-in votes:	0		0		0	

Precinct Results Report

2025 General Election

Run Time 4:56 PM

Run Date 11/24/2025

San Juan County

2025 General Election

11/4/2025

Page 58

Official Results

Registered Voters

8548 of 15151 = 56.42%

Precincts Reporting

0 of 42 = 0.00%

21-A Orcas North

134 of 243 registered voters = 55.14%

State of Washington - Senate Joint Resolution 8201

Choice	Party	Absentee Voting		Early Voting		Total	
Approved		78	67.24%	0	0.00%	78	67.24%
Rejected		38	32.76%	0	0.00%	38	32.76%
	Cast Votes:	116	100.00%	0	0.00%	116	100.00%
	Undervotes:	18		0		18	
	Overvotes:	0		0		0	
	Unresolved write-in votes:	0		0		0	

Orcas Island School District No. 137 Director 1

Choice	Party	Absentee Voting		Early Voting		Total	
Pamela Dobie Key		81	100.00%	0	0.00%	81	100.00%
	Cast Votes:	81	100.00%	0	0.00%	81	100.00%
	Undervotes:	52		0		52	
	Overvotes:	0		0		0	
	Unresolved write-in votes:	1		0		1	

Orcas Island School District No. 137 Director 2

Choice	Party	Absentee Voting		Early Voting		Total	
Michael Alperin		83	100.00%	0	0.00%	83	100.00%
	Cast Votes:	83	100.00%	0	0.00%	83	100.00%
	Undervotes:	50		0		50	
	Overvotes:	0		0		0	
	Unresolved write-in votes:	1		0		1	

Orcas Island School District No. 137 Director 3

Choice	Party	Absentee Voting		Early Voting		Total	
Stefan Maxfield		76	100.00%	0	0.00%	76	100.00%
	Cast Votes:	76	100.00%	0	0.00%	76	100.00%
	Undervotes:	57		0		57	
	Overvotes:	0		0		0	
	Unresolved write-in votes:	1		0		1	

Precinct Results Report

2025 General Election

Run Time 4:56 PM

Run Date 11/24/2025

San Juan County

2025 General Election

11/4/2025

Page 59

Official Results

Registered Voters

8548 of 15151 = 56.42%

Precincts Reporting

0 of 42 = 0.00%

21-A Orcas North

134 of 243 registered voters = 55.14%

Orcas Island School District No. 137 Director 4

Choice	Party	Absentee Voting		Early Voting		Total	
Ady Kenady		80	100.00%	0	0.00%	80	100.00%
	Cast Votes:	80	100.00%	0	0.00%	80	100.00%
	Undervotes:	52		0		52	
	Overvotes:	0		0		0	
	Unresolved write-in votes:	2		0		2	

SJC Fire Protection District No. 2 Commissioner 1

Choice	Party	Absentee Voting		Early Voting		Total	
R.J. Myers		75	100.00%	0	0.00%	75	100.00%
	Cast Votes:	75	100.00%	0	0.00%	75	100.00%
	Undervotes:	58		0		58	
	Overvotes:	0		0		0	
	Unresolved write-in votes:	1		0		1	

SJC Fire Protection District No. 2 Commissioner 4

Choice	Party	Absentee Voting		Early Voting		Total	
Elisabeth Darby Britt		78	100.00%	0	0.00%	78	100.00%
	Cast Votes:	78	100.00%	0	0.00%	78	100.00%
	Undervotes:	52		0		52	
	Overvotes:	0		0		0	
	Unresolved write-in votes:	4		0		4	

SJC Fire Protection District No. 2 Commissioner 5

Choice	Party	Absentee Voting		Early Voting		Total	
Karen Guice		79	100.00%	0	0.00%	79	100.00%
	Cast Votes:	79	100.00%	0	0.00%	79	100.00%
	Undervotes:	54		0		54	
	Overvotes:	0		0		0	
	Unresolved write-in votes:	1		0		1	

Precinct Results Report

2025 General Election

Run Time 4:56 PM

Run Date 11/24/2025

San Juan County

2025 General Election

11/4/2025

Page 60

Official Results

Registered Voters

8548 of 15151 = 56.42%

Precincts Reporting

0 of 42 = 0.00%

21-A Orcas North

134 of 243 registered voters = 55.14%

Port of Orcas Commissioner 1

Choice	Party	Absentee Voting		Early Voting		Total	
Allan Tone		78	100.00%	0	0.00%	78	100.00%
	Cast Votes:	78	100.00%	0	0.00%	78	100.00%
	Undervotes:	56		0		56	
	Overvotes:	0		0		0	
	Unresolved write-in votes:	0		0		0	

Port of Orcas Commissioner 2

Choice	Party	Absentee Voting		Early Voting		Total	
Richard Fant		79	100.00%	0	0.00%	79	100.00%
	Cast Votes:	79	100.00%	0	0.00%	79	100.00%
	Undervotes:	55		0		55	
	Overvotes:	0		0		0	
	Unresolved write-in votes:	0		0		0	

Port of Orcas Commissioner 4

Choice	Party	Absentee Voting		Early Voting		Total	
Robert Hamilton		78	100.00%	0	0.00%	78	100.00%
	Cast Votes:	78	100.00%	0	0.00%	78	100.00%
	Undervotes:	55		0		55	
	Overvotes:	0		0		0	
	Unresolved write-in votes:	1		0		1	

Orcas Island Park & Rec District Commissioner 2

Choice	Party	Absentee Voting		Early Voting		Total	
Bob Eagan		93	100.00%	0	0.00%	93	100.00%
	Cast Votes:	93	100.00%	0	0.00%	93	100.00%
	Undervotes:	39		0		39	
	Overvotes:	0		0		0	
	Unresolved write-in votes:	2		0		2	

Precinct Results Report

2025 General Election

Run Time 4:56 PM

Run Date 11/24/2025

San Juan County

2025 General Election

11/4/2025

Page 61

Official Results

Registered Voters

8548 of 15151 = 56.42%

Precincts Reporting

0 of 42 = 0.00%

21-A Orcas North

134 of 243 registered voters = 55.14%

Orcas Island Park & Rec District Commissioner 4

Choice	Party	Absentee Voting		Early Voting		Total	
Woody Ciskowski		85	100.00%	0	0.00%	85	100.00%
Joseph Segault (W)		0	0.00%	0	0.00%	0	0.00%
	Cast Votes:	85	100.00%	0	0.00%	85	100.00%
	Undervotes:	40		0		40	
	Overvotes:	0		0		0	
	Unresolved write-in votes:	9		0		9	

Orcas Island Park & Rec District Commissioner 5

Choice	Party	Absentee Voting		Early Voting		Total	
Deborah Heffley Jones		82	100.00%	0	0.00%	82	100.00%
	Cast Votes:	82	100.00%	0	0.00%	82	100.00%
	Undervotes:	50		0		50	
	Overvotes:	0		0		0	
	Unresolved write-in votes:	2		0		2	

SJC Cemetery District No. 3 Commissioner 1

Choice	Party	Absentee Voting		Early Voting		Total	
Patricia Resch		79	100.00%	0	0.00%	79	100.00%
	Cast Votes:	79	100.00%	0	0.00%	79	100.00%
	Undervotes:	54		0		54	
	Overvotes:	0		0		0	
	Unresolved write-in votes:	1		0		1	

SJC Cemetery District No. 3 Commissioner 3

Choice	Party	Absentee Voting		Early Voting		Total	
Glenn Aust		73	100.00%	0	0.00%	73	100.00%
	Cast Votes:	73	100.00%	0	0.00%	73	100.00%
	Undervotes:	60		0		60	
	Overvotes:	0		0		0	
	Unresolved write-in votes:	1		0		1	

Precinct Results Report

2025 General Election

Run Time 4:56 PM

Run Date 11/24/2025

San Juan County

2025 General Election

11/4/2025

Page 62

Official Results

Registered Voters

8548 of 15151 = 56.42%

Precincts Reporting

0 of 42 = 0.00%

21-A Orcas North

134 of 243 registered voters = 55.14%

SJC Public Hospital District No. 3 Commissioner 2

Choice	Party	Absentee Voting		Early Voting		Total	
Alison Sanders		82	100.00%	0	0.00%	82	100.00%
	Cast Votes:	82	100.00%	0	0.00%	82	100.00%
	Undervotes:	51		0		51	
	Overvotes:	0		0		0	
	Unresolved write-in votes:	1		0		1	

SJC Public Hospital District No. 3 Commissioner 4

Choice	Party	Absentee Voting		Early Voting		Total	
Diane L Boteler		84	100.00%	0	0.00%	84	100.00%
	Cast Votes:	84	100.00%	0	0.00%	84	100.00%
	Undervotes:	49		0		49	
	Overvotes:	0		0		0	
	Unresolved write-in votes:	1		0		1	

Orcas Island School District No. 137 - Proposition No. 1 - Capital Projects Levy for Sitework and Safety Improvements

Choice	Party	Absentee Voting		Early Voting		Total	
Yes		93	69.40%	0	0.00%	93	69.40%
No		41	30.60%	0	0.00%	41	30.60%
	Cast Votes:	134	100.00%	0	0.00%	134	100.00%
	Undervotes:	0		0		0	
	Overvotes:	0		0		0	
	Unresolved write-in votes:	0		0		0	

Orcas Island School District No. 137 - Proposition No. 2 - Educational Programs and Operations Levy

Choice	Party	Absentee Voting		Early Voting		Total	
Yes		93	69.40%	0	0.00%	93	69.40%
No		41	30.60%	0	0.00%	41	30.60%
	Cast Votes:	134	100.00%	0	0.00%	134	100.00%
	Undervotes:	0		0		0	
	Overvotes:	0		0		0	
	Unresolved write-in votes:	0		0		0	

Precinct Results Report

2025 General Election

Run Time 4:56 PM

Run Date 11/24/2025

San Juan County

2025 General Election

11/4/2025

Page 63

Official Results

Registered Voters

8548 of 15151 = 56.42%

Precincts Reporting

0 of 42 = 0.00%

21-A Orcas North

134 of 243 registered voters = 55.14%

SJC Fire Protection District No. 2 - Proposition No. 1 - General Obligation Bonds - \$18,500,000

Choice	Party	Absentee Voting		Early Voting		Total	
Yes		92	69.70%	0	0.00%	92	69.70%
No		40	30.30%	0	0.00%	40	30.30%
Cast Votes:		132	100.00%	0	0.00%	132	100.00%
Undervotes:		2		0		2	
Overvotes:		0		0		0	
Unresolved write-in votes:		0		0		0	

Orcas Island Library District - Proposition No. 1 - Establishing Regular Property Tax Levy Rate

Choice	Party	Absentee Voting		Early Voting		Total	
Yes		83	63.36%	0	0.00%	83	63.36%
No		48	36.64%	0	0.00%	48	36.64%
Cast Votes:		131	100.00%	0	0.00%	131	100.00%
Undervotes:		3		0		3	
Overvotes:		0		0		0	
Unresolved write-in votes:		0		0		0	

Precinct Results Report

2025 General Election

Run Time 4:56 PM

Run Date 11/24/2025

San Juan County

2025 General Election

11/4/2025

Page 64

Official Results

Registered Voters

8548 of 15151 = 56.42%

Precincts Reporting

0 of 42 = 0.00%

21-B Orcas North

134 of 266 registered voters = 50.38%

State of Washington - Senate Joint Resolution 8201

Choice	Party	Absentee Voting		Early Voting		Total	
Approved		89	71.77%	0	0.00%	89	71.77%
Rejected		35	28.23%	0	0.00%	35	28.23%
	Cast Votes:	124	100.00%	0	0.00%	124	100.00%
	Undervotes:	10		0		10	
	Overvotes:	0		0		0	
	Unresolved write-in votes:	0		0		0	

Orcas Island School District No. 137 Director 1

Choice	Party	Absentee Voting		Early Voting		Total	
Pamela Dobie Key		86	100.00%	0	0.00%	86	100.00%
	Cast Votes:	86	100.00%	0	0.00%	86	100.00%
	Undervotes:	46		0		46	
	Overvotes:	0		0		0	
	Unresolved write-in votes:	2		0		2	

Orcas Island School District No. 137 Director 2

Choice	Party	Absentee Voting		Early Voting		Total	
Michael Alperin		93	100.00%	0	0.00%	93	100.00%
	Cast Votes:	93	100.00%	0	0.00%	93	100.00%
	Undervotes:	38		0		38	
	Overvotes:	0		0		0	
	Unresolved write-in votes:	3		0		3	

Orcas Island School District No. 137 Director 3

Choice	Party	Absentee Voting		Early Voting		Total	
Stefan Maxfield		83	100.00%	0	0.00%	83	100.00%
	Cast Votes:	83	100.00%	0	0.00%	83	100.00%
	Undervotes:	47		0		47	
	Overvotes:	0		0		0	
	Unresolved write-in votes:	4		0		4	

Precinct Results Report

San Juan County

Official Results

2025 General Election

2025 General Election

Registered Voters

8548 of 15151 = 56.42%

Run Time 4:56 PM

11/4/2025

Precincts Reporting

0 of 42 = 0.00%

Run Date 11/24/2025

Page 65

21-B Orcas North

134 of 266 registered voters = 50.38%

Orcas Island School District No. 137 Director 4

Choice	Party	Absentee Voting	Early Voting	Total
Ady Kenady		91 100.00%	0 0.00%	91 100.00%
	Cast Votes:	91 100.00%	0 0.00%	91 100.00%
	Undervotes:	41	0	41
	Overvotes:	0	0	0
	Unresolved write-in votes:	2	0	2

SJC Fire Protection District No. 2 Commissioner 1

Choice	Party	Absentee Voting	Early Voting	Total
R.J. Myers		89 100.00%	0 0.00%	89 100.00%
	Cast Votes:	89 100.00%	0 0.00%	89 100.00%
	Undervotes:	43	0	43
	Overvotes:	0	0	0
	Unresolved write-in votes:	2	0	2

SJC Fire Protection District No. 2 Commissioner 4

Choice	Party	Absentee Voting	Early Voting	Total
Elisabeth Darby Britt		93 100.00%	0 0.00%	93 100.00%
	Cast Votes:	93 100.00%	0 0.00%	93 100.00%
	Undervotes:	40	0	40
	Overvotes:	0	0	0
	Unresolved write-in votes:	1	0	1

SJC Fire Protection District No. 2 Commissioner 5

Choice	Party	Absentee Voting	Early Voting	Total
Karen Guice		89 100.00%	0 0.00%	89 100.00%
	Cast Votes:	89 100.00%	0 0.00%	89 100.00%
	Undervotes:	44	0	44
	Overvotes:	0	0	0
	Unresolved write-in votes:	1	0	1

Precinct Results Report

2025 General Election

Run Time 4:56 PM

Run Date 11/24/2025

San Juan County

2025 General Election

11/4/2025

Page 66

Official Results

Registered Voters

8548 of 15151 = 56.42%

Precincts Reporting

0 of 42 = 0.00%

21-B Orcas North

134 of 266 registered voters = 50.38%

Port of Orcas Commissioner 1

Choice	Party	Absentee Voting		Early Voting		Total	
Allan Tone		85	100.00%	0	0.00%	85	100.00%
	Cast Votes:	85	100.00%	0	0.00%	85	100.00%
	Undervotes:	45		0		45	
	Overvotes:	0		0		0	
	Unresolved write-in votes:	4		0		4	

Port of Orcas Commissioner 2

Choice	Party	Absentee Voting		Early Voting		Total	
Richard Fant		94	100.00%	0	0.00%	94	100.00%
	Cast Votes:	94	100.00%	0	0.00%	94	100.00%
	Undervotes:	40		0		40	
	Overvotes:	0		0		0	
	Unresolved write-in votes:	0		0		0	

Port of Orcas Commissioner 4

Choice	Party	Absentee Voting		Early Voting		Total	
Robert Hamilton		94	100.00%	0	0.00%	94	100.00%
	Cast Votes:	94	100.00%	0	0.00%	94	100.00%
	Undervotes:	40		0		40	
	Overvotes:	0		0		0	
	Unresolved write-in votes:	0		0		0	

Orcas Island Park & Rec District Commissioner 2

Choice	Party	Absentee Voting		Early Voting		Total	
Bob Eagan		99	100.00%	0	0.00%	99	100.00%
	Cast Votes:	99	100.00%	0	0.00%	99	100.00%
	Undervotes:	34		0		34	
	Overvotes:	0		0		0	
	Unresolved write-in votes:	1		0		1	

Precinct Results Report

2025 General Election

Run Time 4:56 PM

Run Date 11/24/2025

San Juan County

2025 General Election

11/4/2025

Page 67

Official Results

Registered Voters

8548 of 15151 = 56.42%

Precincts Reporting

0 of 42 = 0.00%

21-B Orcas North

134 of 266 registered voters = 50.38%

Orcas Island Park & Rec District Commissioner 4

Choice	Party	Absentee Voting		Early Voting		Total	
Woody Ciskowski		96	100.00%	0	0.00%	96	100.00%
Joseph Segault (W)		0	0.00%	0	0.00%	0	0.00%
	Cast Votes:	96	100.00%	0	0.00%	96	100.00%
	Undervotes:	35		0		35	
	Overvotes:	0		0		0	
	Unresolved write-in votes:	3		0		3	

Orcas Island Park & Rec District Commissioner 5

Choice	Party	Absentee Voting		Early Voting		Total	
Deborah Heffley Jones		97	100.00%	0	0.00%	97	100.00%
	Cast Votes:	97	100.00%	0	0.00%	97	100.00%
	Undervotes:	37		0		37	
	Overvotes:	0		0		0	
	Unresolved write-in votes:	0		0		0	

SJC Cemetery District No. 3 Commissioner 1

Choice	Party	Absentee Voting		Early Voting		Total	
Patricia Resch		95	100.00%	0	0.00%	95	100.00%
	Cast Votes:	95	100.00%	0	0.00%	95	100.00%
	Undervotes:	38		0		38	
	Overvotes:	0		0		0	
	Unresolved write-in votes:	1		0		1	

SJC Cemetery District No. 3 Commissioner 3

Choice	Party	Absentee Voting		Early Voting		Total	
Glenn Aust		90	100.00%	0	0.00%	90	100.00%
	Cast Votes:	90	100.00%	0	0.00%	90	100.00%
	Undervotes:	43		0		43	
	Overvotes:	0		0		0	
	Unresolved write-in votes:	1		0		1	

Precinct Results Report

2025 General Election

Run Time 4:56 PM

Run Date 11/24/2025

San Juan County

2025 General Election

11/4/2025

Page 68

Official Results

Registered Voters

8548 of 15151 = 56.42%

Precincts Reporting

0 of 42 = 0.00%

21-B Orcas North

134 of 266 registered voters = 50.38%

SJC Public Hospital District No. 3 Commissioner 2

Choice	Party	Absentee Voting		Early Voting		Total	
Alison Sanders		92	100.00%	0	0.00%	92	100.00%
	Cast Votes:	92	100.00%	0	0.00%	92	100.00%
	Undervotes:	40		0		40	
	Overvotes:	0		0		0	
	Unresolved write-in votes:	2		0		2	

SJC Public Hospital District No. 3 Commissioner 4

Choice	Party	Absentee Voting		Early Voting		Total	
Diane L Boteler		93	100.00%	0	0.00%	93	100.00%
	Cast Votes:	93	100.00%	0	0.00%	93	100.00%
	Undervotes:	40		0		40	
	Overvotes:	0		0		0	
	Unresolved write-in votes:	1		0		1	

Eastsound Sewer & Water District Commissioner 1

Choice	Party	Absentee Voting		Early Voting		Total	
Eric Sturtz		87	100.00%	0	0.00%	87	100.00%
	Cast Votes:	87	100.00%	0	0.00%	87	100.00%
	Undervotes:	45		0		45	
	Overvotes:	0		0		0	
	Unresolved write-in votes:	2		0		2	

Orcas Island School District No. 137 - Proposition No. 1 - Capital Projects Levy for Sitework and Safety Improvements

Choice	Party	Absentee Voting		Early Voting		Total	
Yes		89	67.94%	0	0.00%	89	67.94%
No		42	32.06%	0	0.00%	42	32.06%
	Cast Votes:	131	100.00%	0	0.00%	131	100.00%
	Undervotes:	3		0		3	
	Overvotes:	0		0		0	
	Unresolved write-in votes:	0		0		0	

Precinct Results Report

2025 General Election

Run Time 4:56 PM

Run Date 11/24/2025

San Juan County

2025 General Election

11/4/2025

Page 69

Official Results

Registered Voters

8548 of 15151 = 56.42%

Precincts Reporting

0 of 42 = 0.00%

21-B Orcas North

134 of 266 registered voters = 50.38%

Orcas Island School District No. 137 - Proposition No. 2 - Educational Programs and Operations Levy

Choice	Party	Absentee Voting		Early Voting		Total	
Yes		93	69.92%	0	0.00%	93	69.92%
No		40	30.08%	0	0.00%	40	30.08%
Cast Votes:		133	100.00%	0	0.00%	133	100.00%
Undervotes:		1		0		1	
Overvotes:		0		0		0	
Unresolved write-in votes:		0		0		0	

SJC Fire Protection District No. 2 - Proposition No. 1 - General Obligation Bonds - \$18,500,000

Choice	Party	Absentee Voting		Early Voting		Total	
Yes		85	65.38%	0	0.00%	85	65.38%
No		45	34.62%	0	0.00%	45	34.62%
Cast Votes:		130	100.00%	0	0.00%	130	100.00%
Undervotes:		4		0		4	
Overvotes:		0		0		0	
Unresolved write-in votes:		0		0		0	

Orcas Island Library District - Proposition No. 1 - Establishing Regular Property Tax Levy Rate

Choice	Party	Absentee Voting		Early Voting		Total	
Yes		84	66.14%	0	0.00%	84	66.14%
No		43	33.86%	0	0.00%	43	33.86%
Cast Votes:		127	100.00%	0	0.00%	127	100.00%
Undervotes:		7		0		7	
Overvotes:		0		0		0	
Unresolved write-in votes:		0		0		0	

Precinct Results Report

2025 General Election

Run Time 4:56 PM

Run Date 11/24/2025

San Juan County

2025 General Election

11/4/2025

Page 70

Official Results

Registered Voters

8548 of 15151 = 56.42%

Precincts Reporting

0 of 42 = 0.00%

22 Orcas West

374 of 673 registered voters = 55.57%

State of Washington - Senate Joint Resolution 8201

Choice	Party	Absentee Voting		Early Voting		Total	
Approved		230	65.71%	0	0.00%	230	65.71%
Rejected		120	34.29%	0	0.00%	120	34.29%
	Cast Votes:	350	100.00%	0	0.00%	350	100.00%
	Undervotes:	24		0		24	
	Overvotes:	0		0		0	
	Unresolved write-in votes:	0		0		0	

Orcas Island School District No. 137 Director 1

Choice	Party	Absentee Voting		Early Voting		Total	
Pamela Dobie Key		214	100.00%	0	0.00%	214	100.00%
	Cast Votes:	214	100.00%	0	0.00%	214	100.00%
	Undervotes:	155		0		155	
	Overvotes:	0		0		0	
	Unresolved write-in votes:	5		0		5	

Orcas Island School District No. 137 Director 2

Choice	Party	Absentee Voting		Early Voting		Total	
Michael Alperin		237	100.00%	0	0.00%	237	100.00%
	Cast Votes:	237	100.00%	0	0.00%	237	100.00%
	Undervotes:	132		0		132	
	Overvotes:	0		0		0	
	Unresolved write-in votes:	5		0		5	

Orcas Island School District No. 137 Director 3

Choice	Party	Absentee Voting		Early Voting		Total	
Stefan Maxfield		203	100.00%	0	0.00%	203	100.00%
	Cast Votes:	203	100.00%	0	0.00%	203	100.00%
	Undervotes:	165		0		165	
	Overvotes:	0		0		0	
	Unresolved write-in votes:	6		0		6	

Precinct Results Report

San Juan County

Official Results

2025 General Election

2025 General Election

Registered Voters

8548 of 15151 = 56.42%

Run Time 4:56 PM

11/4/2025

Precincts Reporting

0 of 42 = 0.00%

Run Date 11/24/2025

Page 71

22 Orcas West

374 of 673 registered voters = 55.57%

Orcas Island School District No. 137 Director 4

Choice	Party	Absentee Voting	Early Voting	Total
Ady Kenady		233 100.00%	0 0.00%	233 100.00%
	Cast Votes:	233 100.00%	0 0.00%	233 100.00%
	Undervotes:	136	0	136
	Overvotes:	0	0	0
	Unresolved write-in votes:	5	0	5

SJC Fire Protection District No. 2 Commissioner 1

Choice	Party	Absentee Voting	Early Voting	Total
R.J. Myers		209 100.00%	0 0.00%	209 100.00%
	Cast Votes:	209 100.00%	0 0.00%	209 100.00%
	Undervotes:	160	0	160
	Overvotes:	0	0	0
	Unresolved write-in votes:	5	0	5

SJC Fire Protection District No. 2 Commissioner 4

Choice	Party	Absentee Voting	Early Voting	Total
Elisabeth Darby Britt		229 100.00%	0 0.00%	229 100.00%
	Cast Votes:	229 100.00%	0 0.00%	229 100.00%
	Undervotes:	141	0	141
	Overvotes:	0	0	0
	Unresolved write-in votes:	4	0	4

SJC Fire Protection District No. 2 Commissioner 5

Choice	Party	Absentee Voting	Early Voting	Total
Karen Guice		229 100.00%	0 0.00%	229 100.00%
	Cast Votes:	229 100.00%	0 0.00%	229 100.00%
	Undervotes:	140	0	140
	Overvotes:	0	0	0
	Unresolved write-in votes:	5	0	5

Precinct Results Report

San Juan County

Official Results

2025 General Election

2025 General Election

Registered Voters

8548 of 15151 = 56.42%

Run Time 4:56 PM

11/4/2025

Precincts Reporting

0 of 42 = 0.00%

Run Date 11/24/2025

Page 72

22 Orcas West

374 of 673 registered voters = 55.57%

Port of Orcas Commissioner 1

Choice	Party	Absentee Voting		Early Voting		Total	
Allan Tone		231	100.00%	0	0.00%	231	100.00%
	Cast Votes:	231	100.00%	0	0.00%	231	100.00%
	Undervotes:	140		0		140	
	Overvotes:	0		0		0	
	Unresolved write-in votes:	3		0		3	

Port of Orcas Commissioner 2

Choice	Party	Absentee Voting		Early Voting		Total	
Richard Fant		230	100.00%	0	0.00%	230	100.00%
	Cast Votes:	230	100.00%	0	0.00%	230	100.00%
	Undervotes:	141		0		141	
	Overvotes:	0		0		0	
	Unresolved write-in votes:	3		0		3	

Port of Orcas Commissioner 4

Choice	Party	Absentee Voting		Early Voting		Total	
Robert Hamilton		231	100.00%	0	0.00%	231	100.00%
	Cast Votes:	231	100.00%	0	0.00%	231	100.00%
	Undervotes:	139		0		139	
	Overvotes:	0		0		0	
	Unresolved write-in votes:	4		0		4	

Orcas Island Park & Rec District Commissioner 2

Choice	Party	Absentee Voting		Early Voting		Total	
Bob Eagan		262	100.00%	0	0.00%	262	100.00%
	Cast Votes:	262	100.00%	0	0.00%	262	100.00%
	Undervotes:	110		0		110	
	Overvotes:	0		0		0	
	Unresolved write-in votes:	2		0		2	

Precinct Results Report

2025 General Election

Run Time 4:56 PM

Run Date 11/24/2025

San Juan County

2025 General Election

11/4/2025

Page 73

Official Results

Registered Voters

8548 of 15151 = 56.42%

Precincts Reporting

0 of 42 = 0.00%

22 Orcas West

374 of 673 registered voters = 55.57%

Orcas Island Park & Rec District Commissioner 4

Choice	Party	Absentee Voting		Early Voting		Total	
Woody Ciskowski		246	100.00%	0	0.00%	246	100.00%
Joseph Segault (W)		0	0.00%	0	0.00%	0	0.00%
	Cast Votes:	246	100.00%	0	0.00%	246	100.00%
	Undervotes:	114		0		114	
	Overvotes:	0		0		0	
	Unresolved write-in votes:	14		0		14	

Orcas Island Park & Rec District Commissioner 5

Choice	Party	Absentee Voting		Early Voting		Total	
Deborah Heffley Jones		250	100.00%	0	0.00%	250	100.00%
	Cast Votes:	250	100.00%	0	0.00%	250	100.00%
	Undervotes:	120		0		120	
	Overvotes:	0		0		0	
	Unresolved write-in votes:	4		0		4	

SJC Cemetery District No. 3 Commissioner 1

Choice	Party	Absentee Voting		Early Voting		Total	
Patricia Resch		233	100.00%	0	0.00%	233	100.00%
	Cast Votes:	233	100.00%	0	0.00%	233	100.00%
	Undervotes:	139		0		139	
	Overvotes:	0		0		0	
	Unresolved write-in votes:	2		0		2	

SJC Cemetery District No. 3 Commissioner 3

Choice	Party	Absentee Voting		Early Voting		Total	
Glenn Aust		231	100.00%	0	0.00%	231	100.00%
	Cast Votes:	231	100.00%	0	0.00%	231	100.00%
	Undervotes:	140		0		140	
	Overvotes:	0		0		0	
	Unresolved write-in votes:	3		0		3	

Precinct Results Report

2025 General Election

Run Time 4:56 PM

Run Date 11/24/2025

San Juan County

2025 General Election

11/4/2025

Page 74

Official Results

Registered Voters

8548 of 15151 = 56.42%

Precincts Reporting

0 of 42 = 0.00%

22 Orcas West

374 of 673 registered voters = 55.57%

SJC Public Hospital District No. 3 Commissioner 2

Choice	Party	Absentee Voting		Early Voting		Total	
Alison Sanders		234	100.00%	0	0.00%	234	100.00%
	Cast Votes:	234	100.00%	0	0.00%	234	100.00%
	Undervotes:	137		0		137	
	Overvotes:	0		0		0	
	Unresolved write-in votes:	3		0		3	

SJC Public Hospital District No. 3 Commissioner 4

Choice	Party	Absentee Voting		Early Voting		Total	
Diane L Boteler		224	100.00%	0	0.00%	224	100.00%
	Cast Votes:	224	100.00%	0	0.00%	224	100.00%
	Undervotes:	145		0		145	
	Overvotes:	0		0		0	
	Unresolved write-in votes:	5		0		5	

Orcas Island School District No. 137 - Proposition No. 1 - Capital Projects Levy for Sitework and Safety Improvements

Choice	Party	Absentee Voting		Early Voting		Total	
Yes		234	64.29%	0	0.00%	234	64.29%
No		130	35.71%	0	0.00%	130	35.71%
	Cast Votes:	364	100.00%	0	0.00%	364	100.00%
	Undervotes:	10		0		10	
	Overvotes:	0		0		0	
	Unresolved write-in votes:	0		0		0	

Orcas Island School District No. 137 - Proposition No. 2 - Educational Programs and Operations Levy

Choice	Party	Absentee Voting		Early Voting		Total	
Yes		259	70.57%	0	0.00%	259	70.57%
No		108	29.43%	0	0.00%	108	29.43%
	Cast Votes:	367	100.00%	0	0.00%	367	100.00%
	Undervotes:	7		0		7	
	Overvotes:	0		0		0	
	Unresolved write-in votes:	0		0		0	

Precinct Results Report

2025 General Election

Run Time 4:56 PM

Run Date 11/24/2025

San Juan County

2025 General Election

11/4/2025

Page 75

Official Results

Registered Voters

8548 of 15151 = 56.42%

Precincts Reporting

0 of 42 = 0.00%

22 Orcas West

374 of 673 registered voters = 55.57%

SJC Fire Protection District No. 2 - Proposition No. 1 - General Obligation Bonds - \$18,500,000

Choice	Party	Absentee Voting		Early Voting		Total	
Yes		257	70.60%	0	0.00%	257	70.60%
No		107	29.40%	0	0.00%	107	29.40%
Cast Votes:		364	100.00%	0	0.00%	364	100.00%
Undervotes:		10		0		10	
Overvotes:		0		0		0	
Unresolved write-in votes:		0		0		0	

Orcas Island Library District - Proposition No. 1 - Establishing Regular Property Tax Levy Rate

Choice	Party	Absentee Voting		Early Voting		Total	
Yes		231	62.94%	0	0.00%	231	62.94%
No		136	37.06%	0	0.00%	136	37.06%
Cast Votes:		367	100.00%	0	0.00%	367	100.00%
Undervotes:		7		0		7	
Overvotes:		0		0		0	
Unresolved write-in votes:		0		0		0	

Precinct Results Report

2025 General Election

Run Time 4:56 PM

Run Date 11/24/2025

San Juan County

2025 General Election

11/4/2025

Page 76

Official Results

Registered Voters

8548 of 15151 = 56.42%

Precincts Reporting

0 of 42 = 0.00%

23-A Orcas CTRL

89 of 152 registered voters = 58.55%

State of Washington - Senate Joint Resolution 8201

Choice	Party	Absentee Voting		Early Voting		Total	
Approved		57	68.67%	0	0.00%	57	68.67%
Rejected		26	31.33%	0	0.00%	26	31.33%
	Cast Votes:	83	100.00%	0	0.00%	83	100.00%
	Undervotes:	6		0		6	
	Overvotes:	0		0		0	
	Unresolved write-in votes:	0		0		0	

Orcas Island School District No. 137 Director 1

Choice	Party	Absentee Voting		Early Voting		Total	
Pamela Dobie Key		44	100.00%	0	0.00%	44	100.00%
	Cast Votes:	44	100.00%	0	0.00%	44	100.00%
	Undervotes:	44		0		44	
	Overvotes:	0		0		0	
	Unresolved write-in votes:	1		0		1	

Orcas Island School District No. 137 Director 2

Choice	Party	Absentee Voting		Early Voting		Total	
Michael Alperin		50	100.00%	0	0.00%	50	100.00%
	Cast Votes:	50	100.00%	0	0.00%	50	100.00%
	Undervotes:	39		0		39	
	Overvotes:	0		0		0	
	Unresolved write-in votes:	0		0		0	

Orcas Island School District No. 137 Director 3

Choice	Party	Absentee Voting		Early Voting		Total	
Stefan Maxfield		43	100.00%	0	0.00%	43	100.00%
	Cast Votes:	43	100.00%	0	0.00%	43	100.00%
	Undervotes:	45		0		45	
	Overvotes:	0		0		0	
	Unresolved write-in votes:	1		0		1	

Precinct Results Report

2025 General Election

Run Time 4:56 PM

Run Date 11/24/2025

San Juan County

2025 General Election

11/4/2025

Page 77

Official Results

Registered Voters

8548 of 15151 = 56.42%

Precincts Reporting

0 of 42 = 0.00%

23-A Orcas CTRL

89 of 152 registered voters = 58.55%

Orcas Island School District No. 137 Director 4

Choice	Party	Absentee Voting		Early Voting		Total	
Ady Kenady		51	100.00%	0	0.00%	51	100.00%
	Cast Votes:	51	100.00%	0	0.00%	51	100.00%
	Undervotes:	38		0		38	
	Overvotes:	0		0		0	
	Unresolved write-in votes:	0		0		0	

SJC Fire Protection District No. 2 Commissioner 1

Choice	Party	Absentee Voting		Early Voting		Total	
R.J. Myers		43	100.00%	0	0.00%	43	100.00%
	Cast Votes:	43	100.00%	0	0.00%	43	100.00%
	Undervotes:	45		0		45	
	Overvotes:	0		0		0	
	Unresolved write-in votes:	1		0		1	

SJC Fire Protection District No. 2 Commissioner 4

Choice	Party	Absentee Voting		Early Voting		Total	
Elisabeth Darby Britt		49	100.00%	0	0.00%	49	100.00%
	Cast Votes:	49	100.00%	0	0.00%	49	100.00%
	Undervotes:	40		0		40	
	Overvotes:	0		0		0	
	Unresolved write-in votes:	0		0		0	

SJC Fire Protection District No. 2 Commissioner 5

Choice	Party	Absentee Voting		Early Voting		Total	
Karen Guice		44	100.00%	0	0.00%	44	100.00%
	Cast Votes:	44	100.00%	0	0.00%	44	100.00%
	Undervotes:	44		0		44	
	Overvotes:	0		0		0	
	Unresolved write-in votes:	1		0		1	

Precinct Results Report

San Juan County

Official Results

2025 General Election

2025 General Election

Registered Voters

8548 of 15151 = 56.42%

Precincts Reporting

0 of 42 = 0.00%

Run Time 4:56 PM

11/4/2025

Run Date 11/24/2025

Page 78

23-A Orcas CTRL

89 of 152 registered voters = 58.55%

Port of Orcas Commissioner 1

Choice	Party	Absentee Voting		Early Voting		Total	
Allan Tone		48	100.00%	0	0.00%	48	100.00%
	Cast Votes:	48	100.00%	0	0.00%	48	100.00%
	Undervotes:	41		0		41	
	Overvotes:	0		0		0	
	Unresolved write-in votes:	0		0		0	

Port of Orcas Commissioner 2

Choice	Party	Absentee Voting		Early Voting		Total	
Richard Fant		48	100.00%	0	0.00%	48	100.00%
	Cast Votes:	48	100.00%	0	0.00%	48	100.00%
	Undervotes:	41		0		41	
	Overvotes:	0		0		0	
	Unresolved write-in votes:	0		0		0	

Port of Orcas Commissioner 4

Choice	Party	Absentee Voting		Early Voting		Total	
Robert Hamilton		47	100.00%	0	0.00%	47	100.00%
	Cast Votes:	47	100.00%	0	0.00%	47	100.00%
	Undervotes:	42		0		42	
	Overvotes:	0		0		0	
	Unresolved write-in votes:	0		0		0	

Orcas Island Park & Rec District Commissioner 2

Choice	Party	Absentee Voting		Early Voting		Total	
Bob Eagan		62	100.00%	0	0.00%	62	100.00%
	Cast Votes:	62	100.00%	0	0.00%	62	100.00%
	Undervotes:	27		0		27	
	Overvotes:	0		0		0	
	Unresolved write-in votes:	0		0		0	

Precinct Results Report

San Juan County

Official Results

2025 General Election

2025 General Election

Registered Voters

8548 of 15151 = 56.42%

Run Time 4:56 PM

11/4/2025

Precincts Reporting

0 of 42 = 0.00%

Run Date 11/24/2025

Page 79

23-A Orcas CTRL

89 of 152 registered voters = 58.55%

Orcas Island Park & Rec District Commissioner 4

Choice	Party	Absentee Voting		Early Voting		Total	
Woody Ciskowski		51	100.00%	0	0.00%	51	100.00%
Joseph Segault (W)		0	0.00%	0	0.00%	0	0.00%
	Cast Votes:	51	100.00%	0	0.00%	51	100.00%
	Undervotes:	35		0		35	
	Overvotes:	0		0		0	
	Unresolved write-in votes:	3		0		3	

Orcas Island Park & Rec District Commissioner 5

Choice	Party	Absentee Voting		Early Voting		Total	
Deborah Heffley Jones		51	100.00%	0	0.00%	51	100.00%
	Cast Votes:	51	100.00%	0	0.00%	51	100.00%
	Undervotes:	38		0		38	
	Overvotes:	0		0		0	
	Unresolved write-in votes:	0		0		0	

SJC Cemetery District No. 3 Commissioner 1

Choice	Party	Absentee Voting		Early Voting		Total	
Patricia Resch		50	100.00%	0	0.00%	50	100.00%
	Cast Votes:	50	100.00%	0	0.00%	50	100.00%
	Undervotes:	39		0		39	
	Overvotes:	0		0		0	
	Unresolved write-in votes:	0		0		0	

SJC Cemetery District No. 3 Commissioner 3

Choice	Party	Absentee Voting		Early Voting		Total	
Glenn Aust		50	100.00%	0	0.00%	50	100.00%
	Cast Votes:	50	100.00%	0	0.00%	50	100.00%
	Undervotes:	38		0		38	
	Overvotes:	0		0		0	
	Unresolved write-in votes:	1		0		1	

Precinct Results Report

2025 General Election

Run Time 4:56 PM

Run Date 11/24/2025

San Juan County

2025 General Election

11/4/2025

Page 80

Official Results

Registered Voters

8548 of 15151 = 56.42%

Precincts Reporting

0 of 42 = 0.00%

23-A Orcas CTRL

89 of 152 registered voters = 58.55%

SJC Public Hospital District No. 3 Commissioner 2

Choice	Party	Absentee Voting		Early Voting		Total	
Alison Sanders		48	100.00%	0	0.00%	48	100.00%
	Cast Votes:	48	100.00%	0	0.00%	48	100.00%
	Undervotes:	41		0		41	
	Overvotes:	0		0		0	
	Unresolved write-in votes:	0		0		0	

SJC Public Hospital District No. 3 Commissioner 4

Choice	Party	Absentee Voting		Early Voting		Total	
Diane L Boteler		47	100.00%	0	0.00%	47	100.00%
	Cast Votes:	47	100.00%	0	0.00%	47	100.00%
	Undervotes:	42		0		42	
	Overvotes:	0		0		0	
	Unresolved write-in votes:	0		0		0	

Orcas Island School District No. 137 - Proposition No. 1 - Capital Projects Levy for Sitework and Safety Improvements

Choice	Party	Absentee Voting		Early Voting		Total	
Yes		45	51.14%	0	0.00%	45	51.14%
No		43	48.86%	0	0.00%	43	48.86%
	Cast Votes:	88	100.00%	0	0.00%	88	100.00%
	Undervotes:	1		0		1	
	Overvotes:	0		0		0	
	Unresolved write-in votes:	0		0		0	

Orcas Island School District No. 137 - Proposition No. 2 - Educational Programs and Operations Levy

Choice	Party	Absentee Voting		Early Voting		Total	
Yes		56	63.64%	0	0.00%	56	63.64%
No		32	36.36%	0	0.00%	32	36.36%
	Cast Votes:	88	100.00%	0	0.00%	88	100.00%
	Undervotes:	1		0		1	
	Overvotes:	0		0		0	
	Unresolved write-in votes:	0		0		0	

Precinct Results Report

2025 General Election

Run Time 4:56 PM

Run Date 11/24/2025

San Juan County

2025 General Election

11/4/2025

Page 81

Official Results

Registered Voters

8548 of 15151 = 56.42%

Precincts Reporting

0 of 42 = 0.00%

23-A Orcas CTRL

89 of 152 registered voters = 58.55%

SJC Fire Protection District No. 2 - Proposition No. 1 - General Obligation Bonds - \$18,500,000

Choice	Party	Absentee Voting		Early Voting		Total	
Yes		56	64.37%	0	0.00%	56	64.37%
No		31	35.63%	0	0.00%	31	35.63%
Cast Votes:		87	100.00%	0	0.00%	87	100.00%
Undervotes:		2		0		2	
Overvotes:		0		0		0	
Unresolved write-in votes:		0		0		0	

Orcas Island Library District - Proposition No. 1 - Establishing Regular Property Tax Levy Rate

Choice	Party	Absentee Voting		Early Voting		Total	
Yes		49	55.06%	0	0.00%	49	55.06%
No		40	44.94%	0	0.00%	40	44.94%
Cast Votes:		89	100.00%	0	0.00%	89	100.00%
Undervotes:		0		0		0	
Overvotes:		0		0		0	
Unresolved write-in votes:		0		0		0	

Precinct Results Report

San Juan County

Official Results

2025 General Election

2025 General Election

Registered Voters

8548 of 15151 = 56.42%

Run Time 4:56 PM

11/4/2025

Precincts Reporting

0 of 42 = 0.00%

Run Date 11/24/2025

Page 82

23-B Orcas CTRL

244 of 475 registered voters = 51.37%

State of Washington - Senate Joint Resolution 8201

Choice	Party	Absentee Voting		Early Voting		Total	
Approved		133	58.85%	0	0.00%	133	58.85%
Rejected		93	41.15%	0	0.00%	93	41.15%
	Cast Votes:	226	100.00%	0	0.00%	226	100.00%
	Undervotes:	18		0		18	
	Overvotes:	0		0		0	
	Unresolved write-in votes:	0		0		0	

Orcas Island School District No. 137 Director 1

Choice	Party	Absentee Voting		Early Voting		Total	
Pamela Dobie Key		118	100.00%	0	0.00%	118	100.00%
	Cast Votes:	118	100.00%	0	0.00%	118	100.00%
	Undervotes:	123		0		123	
	Overvotes:	0		0		0	
	Unresolved write-in votes:	3		0		3	

Orcas Island School District No. 137 Director 2

Choice	Party	Absentee Voting		Early Voting		Total	
Michael Alperin		140	100.00%	0	0.00%	140	100.00%
	Cast Votes:	140	100.00%	0	0.00%	140	100.00%
	Undervotes:	102		0		102	
	Overvotes:	0		0		0	
	Unresolved write-in votes:	2		0		2	

Orcas Island School District No. 137 Director 3

Choice	Party	Absentee Voting		Early Voting		Total	
Stefan Maxfield		114	100.00%	0	0.00%	114	100.00%
	Cast Votes:	114	100.00%	0	0.00%	114	100.00%
	Undervotes:	128		0		128	
	Overvotes:	0		0		0	
	Unresolved write-in votes:	2		0		2	

Precinct Results Report

San Juan County

Official Results

2025 General Election

2025 General Election

Registered Voters

8548 of 15151 = 56.42%

Run Time 4:56 PM

11/4/2025

Precincts Reporting

0 of 42 = 0.00%

Run Date 11/24/2025

Page 83

23-B Orcas CTRL

244 of 475 registered voters = 51.37%

Orcas Island School District No. 137 Director 4

Choice	Party	Absentee Voting	Early Voting	Total
Ady Kenady		128 100.00%	0 0.00%	128 100.00%
	Cast Votes:	128 100.00%	0 0.00%	128 100.00%
	Undervotes:	116	0	116
	Overvotes:	0	0	0
	Unresolved write-in votes:	0	0	0

SJC Fire Protection District No. 2 Commissioner 1

Choice	Party	Absentee Voting	Early Voting	Total
R.J. Myers		114 100.00%	0 0.00%	114 100.00%
	Cast Votes:	114 100.00%	0 0.00%	114 100.00%
	Undervotes:	125	0	125
	Overvotes:	0	0	0
	Unresolved write-in votes:	5	0	5

SJC Fire Protection District No. 2 Commissioner 4

Choice	Party	Absentee Voting	Early Voting	Total
Elisabeth Darby Britt		126 100.00%	0 0.00%	126 100.00%
	Cast Votes:	126 100.00%	0 0.00%	126 100.00%
	Undervotes:	118	0	118
	Overvotes:	0	0	0
	Unresolved write-in votes:	0	0	0

SJC Fire Protection District No. 2 Commissioner 5

Choice	Party	Absentee Voting	Early Voting	Total
Karen Guice		121 100.00%	0 0.00%	121 100.00%
	Cast Votes:	121 100.00%	0 0.00%	121 100.00%
	Undervotes:	123	0	123
	Overvotes:	0	0	0
	Unresolved write-in votes:	0	0	0

Precinct Results Report

2025 General Election

Run Time 4:56 PM

Run Date 11/24/2025

San Juan County

2025 General Election

11/4/2025

Page 84

Official Results

Registered Voters

8548 of 15151 = 56.42%

Precincts Reporting

0 of 42 = 0.00%

23-B Orcas CTRL

244 of 475 registered voters = 51.37%

Port of Orcas Commissioner 1

Choice	Party	Absentee Voting		Early Voting		Total	
Allan Tone		120	100.00%	0	0.00%	120	100.00%
	Cast Votes:	120	100.00%	0	0.00%	120	100.00%
	Undervotes:	124		0		124	
	Overvotes:	0		0		0	
	Unresolved write-in votes:	0		0		0	

Port of Orcas Commissioner 2

Choice	Party	Absentee Voting		Early Voting		Total	
Richard Fant		125	100.00%	0	0.00%	125	100.00%
	Cast Votes:	125	100.00%	0	0.00%	125	100.00%
	Undervotes:	119		0		119	
	Overvotes:	0		0		0	
	Unresolved write-in votes:	0		0		0	

Port of Orcas Commissioner 4

Choice	Party	Absentee Voting		Early Voting		Total	
Robert Hamilton		123	100.00%	0	0.00%	123	100.00%
	Cast Votes:	123	100.00%	0	0.00%	123	100.00%
	Undervotes:	121		0		121	
	Overvotes:	0		0		0	
	Unresolved write-in votes:	0		0		0	

Orcas Island Park & Rec District Commissioner 2

Choice	Party	Absentee Voting		Early Voting		Total	
Bob Eagan		159	100.00%	0	0.00%	159	100.00%
	Cast Votes:	159	100.00%	0	0.00%	159	100.00%
	Undervotes:	85		0		85	
	Overvotes:	0		0		0	
	Unresolved write-in votes:	0		0		0	

Precinct Results Report

2025 General Election

Run Time 4:56 PM

Run Date 11/24/2025

San Juan County

2025 General Election

11/4/2025

Page 85

Official Results

Registered Voters

8548 of 15151 = 56.42%

Precincts Reporting

0 of 42 = 0.00%

23-B Orcas CTRL

244 of 475 registered voters = 51.37%

Orcas Island Park & Rec District Commissioner 4

Choice	Party	Absentee Voting		Early Voting		Total	
Woody Ciskowski		135	100.00%	0	0.00%	135	100.00%
Joseph Segault (W)		0	0.00%	0	0.00%	0	0.00%
	Cast Votes:	135	100.00%	0	0.00%	135	100.00%
	Undervotes:	96		0		96	
	Overvotes:	0		0		0	
	Unresolved write-in votes:	13		0		13	

Orcas Island Park & Rec District Commissioner 5

Choice	Party	Absentee Voting		Early Voting		Total	
Deborah Heffley Jones		132	100.00%	0	0.00%	132	100.00%
	Cast Votes:	132	100.00%	0	0.00%	132	100.00%
	Undervotes:	111		0		111	
	Overvotes:	0		0		0	
	Unresolved write-in votes:	1		0		1	

SJC Cemetery District No. 3 Commissioner 1

Choice	Party	Absentee Voting		Early Voting		Total	
Patricia Resch		130	100.00%	0	0.00%	130	100.00%
	Cast Votes:	130	100.00%	0	0.00%	130	100.00%
	Undervotes:	114		0		114	
	Overvotes:	0		0		0	
	Unresolved write-in votes:	0		0		0	

SJC Cemetery District No. 3 Commissioner 3

Choice	Party	Absentee Voting		Early Voting		Total	
Glenn Aust		127	100.00%	0	0.00%	127	100.00%
	Cast Votes:	127	100.00%	0	0.00%	127	100.00%
	Undervotes:	117		0		117	
	Overvotes:	0		0		0	
	Unresolved write-in votes:	0		0		0	

Precinct Results Report

2025 General Election

Run Time 4:56 PM

Run Date 11/24/2025

San Juan County

2025 General Election

11/4/2025

Page 86

Official Results

Registered Voters

8548 of 15151 = 56.42%

Precincts Reporting

0 of 42 = 0.00%

23-B Orcas CTRL

244 of 475 registered voters = 51.37%

SJC Public Hospital District No. 3 Commissioner 2

Choice	Party	Absentee Voting		Early Voting		Total	
Alison Sanders		130	100.00%	0	0.00%	130	100.00%
	Cast Votes:	130	100.00%	0	0.00%	130	100.00%
	Undervotes:	114		0		114	
	Overvotes:	0		0		0	
	Unresolved write-in votes:	0		0		0	

SJC Public Hospital District No. 3 Commissioner 4

Choice	Party	Absentee Voting		Early Voting		Total	
Diane L Boteler		130	100.00%	0	0.00%	130	100.00%
	Cast Votes:	130	100.00%	0	0.00%	130	100.00%
	Undervotes:	111		0		111	
	Overvotes:	0		0		0	
	Unresolved write-in votes:	3		0		3	

Orcas Island School District No. 137 - Proposition No. 1 - Capital Projects Levy for Sitework and Safety Improvements

Choice	Party	Absentee Voting		Early Voting		Total	
Yes		117	49.16%	0	0.00%	117	49.16%
No		121	50.84%	0	0.00%	121	50.84%
	Cast Votes:	238	100.00%	0	0.00%	238	100.00%
	Undervotes:	6		0		6	
	Overvotes:	0		0		0	
	Unresolved write-in votes:	0		0		0	

Orcas Island School District No. 137 - Proposition No. 2 - Educational Programs and Operations Levy

Choice	Party	Absentee Voting		Early Voting		Total	
Yes		149	62.34%	0	0.00%	149	62.34%
No		90	37.66%	0	0.00%	90	37.66%
	Cast Votes:	239	100.00%	0	0.00%	239	100.00%
	Undervotes:	5		0		5	
	Overvotes:	0		0		0	
	Unresolved write-in votes:	0		0		0	

Precinct Results Report

2025 General Election

Run Time 4:56 PM

Run Date 11/24/2025

San Juan County

2025 General Election

11/4/2025

Page 87

Official Results

Registered Voters

8548 of 15151 = 56.42%

Precincts Reporting

0 of 42 = 0.00%

23-B Orcas CTRL

244 of 475 registered voters = 51.37%

SJC Fire Protection District No. 2 - Proposition No. 1 - General Obligation Bonds - \$18,500,000

Choice	Party	Absentee Voting		Early Voting		Total	
Yes		142	59.92%	0	0.00%	142	59.92%
No		95	40.08%	0	0.00%	95	40.08%
Cast Votes:		237	100.00%	0	0.00%	237	100.00%
Undervotes:		7		0		7	
Overvotes:		0		0		0	
Unresolved write-in votes:		0		0		0	

Orcas Island Library District - Proposition No. 1 - Establishing Regular Property Tax Levy Rate

Choice	Party	Absentee Voting		Early Voting		Total	
Yes		132	55.46%	0	0.00%	132	55.46%
No		106	44.54%	0	0.00%	106	44.54%
Cast Votes:		238	100.00%	0	0.00%	238	100.00%
Undervotes:		6		0		6	
Overvotes:		0		0		0	
Unresolved write-in votes:		0		0		0	

Precinct Results Report

San Juan County

Official Results

2025 General Election

2025 General Election

Registered Voters

8548 of 15151 = 56.42%

Precincts Reporting

0 of 42 = 0.00%

Run Time 4:56 PM

11/4/2025

Run Date 11/24/2025

Page 88

23-C Orcas CTRL

24 of 43 registered voters = 55.81%

State of Washington - Senate Joint Resolution 8201

Choice	Party	Absentee Voting		Early Voting		Total	
Approved		10	47.62%	0	0.00%	10	47.62%
Rejected		11	52.38%	0	0.00%	11	52.38%
	Cast Votes:	21	100.00%	0	0.00%	21	100.00%
	Undervotes:	3		0		3	
	Overvotes:	0		0		0	
	Unresolved write-in votes:	0		0		0	

Orcas Island School District No. 137 Director 1

Choice	Party	Absentee Voting		Early Voting		Total	
Pamela Dobie Key		13	100.00%	0	0.00%	13	100.00%
	Cast Votes:	13	100.00%	0	0.00%	13	100.00%
	Undervotes:	10		0		10	
	Overvotes:	0		0		0	
	Unresolved write-in votes:	1		0		1	

Orcas Island School District No. 137 Director 2

Choice	Party	Absentee Voting		Early Voting		Total	
Michael Alperin		15	100.00%	0	0.00%	15	100.00%
	Cast Votes:	15	100.00%	0	0.00%	15	100.00%
	Undervotes:	8		0		8	
	Overvotes:	0		0		0	
	Unresolved write-in votes:	1		0		1	

Orcas Island School District No. 137 Director 3

Choice	Party	Absentee Voting		Early Voting		Total	
Stefan Maxfield		13	100.00%	0	0.00%	13	100.00%
	Cast Votes:	13	100.00%	0	0.00%	13	100.00%
	Undervotes:	10		0		10	
	Overvotes:	0		0		0	
	Unresolved write-in votes:	1		0		1	

Precinct Results Report

2025 General Election

Run Time 4:56 PM

Run Date 11/24/2025

San Juan County

2025 General Election

11/4/2025

Page 89

Official Results

Registered Voters

8548 of 15151 = 56.42%

Precincts Reporting

0 of 42 = 0.00%

23-C Orcas CTRL

24 of 43 registered voters = 55.81%

Orcas Island School District No. 137 Director 4

Choice	Party	Absentee Voting	Early Voting	Total
Ady Kenady		15 100.00%	0 0.00%	15 100.00%
	Cast Votes:	15 100.00%	0 0.00%	15 100.00%
	Undervotes:	8	0	8
	Overvotes:	0	0	0
	Unresolved write-in votes:	1	0	1

SJC Fire Protection District No. 2 Commissioner 1

Choice	Party	Absentee Voting	Early Voting	Total
R.J. Myers		14 100.00%	0 0.00%	14 100.00%
	Cast Votes:	14 100.00%	0 0.00%	14 100.00%
	Undervotes:	9	0	9
	Overvotes:	0	0	0
	Unresolved write-in votes:	1	0	1

SJC Fire Protection District No. 2 Commissioner 4

Choice	Party	Absentee Voting	Early Voting	Total
Elisabeth Darby Britt		14 100.00%	0 0.00%	14 100.00%
	Cast Votes:	14 100.00%	0 0.00%	14 100.00%
	Undervotes:	9	0	9
	Overvotes:	0	0	0
	Unresolved write-in votes:	1	0	1

SJC Fire Protection District No. 2 Commissioner 5

Choice	Party	Absentee Voting	Early Voting	Total
Karen Guice		13 100.00%	0 0.00%	13 100.00%
	Cast Votes:	13 100.00%	0 0.00%	13 100.00%
	Undervotes:	10	0	10
	Overvotes:	0	0	0
	Unresolved write-in votes:	1	0	1

Precinct Results Report

2025 General Election

Run Time 4:56 PM

Run Date 11/24/2025

San Juan County

2025 General Election

11/4/2025

Page 90

Official Results

Registered Voters

8548 of 15151 = 56.42%

Precincts Reporting

0 of 42 = 0.00%

23-C Orcas CTRL

24 of 43 registered voters = 55.81%

Port of Orcas Commissioner 1

Choice	Party	Absentee Voting		Early Voting		Total	
Allan Tone		14	100.00%	0	0.00%	14	100.00%
	Cast Votes:	14	100.00%	0	0.00%	14	100.00%
	Undervotes:	9		0		9	
	Overvotes:	0		0		0	
	Unresolved write-in votes:	1		0		1	

Port of Orcas Commissioner 2

Choice	Party	Absentee Voting		Early Voting		Total	
Richard Fant		14	100.00%	0	0.00%	14	100.00%
	Cast Votes:	14	100.00%	0	0.00%	14	100.00%
	Undervotes:	9		0		9	
	Overvotes:	0		0		0	
	Unresolved write-in votes:	1		0		1	

Port of Orcas Commissioner 4

Choice	Party	Absentee Voting		Early Voting		Total	
Robert Hamilton		14	100.00%	0	0.00%	14	100.00%
	Cast Votes:	14	100.00%	0	0.00%	14	100.00%
	Undervotes:	9		0		9	
	Overvotes:	0		0		0	
	Unresolved write-in votes:	1		0		1	

Orcas Island Park & Rec District Commissioner 2

Choice	Party	Absentee Voting		Early Voting		Total	
Bob Eagan		16	100.00%	0	0.00%	16	100.00%
	Cast Votes:	16	100.00%	0	0.00%	16	100.00%
	Undervotes:	7		0		7	
	Overvotes:	0		0		0	
	Unresolved write-in votes:	1		0		1	

Precinct Results Report

San Juan County

Official Results

2025 General Election

2025 General Election

Registered Voters

8548 of 15151 = 56.42%

Run Time 4:56 PM

11/4/2025

Precincts Reporting

0 of 42 = 0.00%

Run Date 11/24/2025

Page 91

23-C Orcas CTRL

24 of 43 registered voters = 55.81%

Orcas Island Park & Rec District Commissioner 4

Choice	Party	Absentee Voting	Early Voting	Total
Woody Ciskowski		16 100.00%	0 0.00%	16 100.00%
Joseph Segault (W)		0 0.00%	0 0.00%	0 0.00%
Cast Votes:		16 100.00%	0 0.00%	16 100.00%
Undervotes:		7	0	7
Overvotes:		0	0	0
Unresolved write-in votes:		1	0	1

Orcas Island Park & Rec District Commissioner 5

Choice	Party	Absentee Voting	Early Voting	Total
Deborah Heffley Jones		17 100.00%	0 0.00%	17 100.00%
Cast Votes:		17 100.00%	0 0.00%	17 100.00%
Undervotes:		7	0	7
Overvotes:		0	0	0
Unresolved write-in votes:		0	0	0

SJC Cemetery District No. 3 Commissioner 1

Choice	Party	Absentee Voting	Early Voting	Total
Patricia Resch		16 100.00%	0 0.00%	16 100.00%
Cast Votes:		16 100.00%	0 0.00%	16 100.00%
Undervotes:		8	0	8
Overvotes:		0	0	0
Unresolved write-in votes:		0	0	0

SJC Cemetery District No. 3 Commissioner 3

Choice	Party	Absentee Voting	Early Voting	Total
Glenn Aust		14 100.00%	0 0.00%	14 100.00%
Cast Votes:		14 100.00%	0 0.00%	14 100.00%
Undervotes:		9	0	9
Overvotes:		0	0	0
Unresolved write-in votes:		1	0	1

Precinct Results Report

2025 General Election

Run Time 4:56 PM

Run Date 11/24/2025

San Juan County

2025 General Election

11/4/2025

Page 92

Official Results

Registered Voters

8548 of 15151 = 56.42%

Precincts Reporting

0 of 42 = 0.00%

23-C Orcas CTRL

24 of 43 registered voters = 55.81%

SJC Public Hospital District No. 3 Commissioner 2

Choice	Party	Absentee Voting		Early Voting		Total	
Alison Sanders		15	100.00%	0	0.00%	15	100.00%
	Cast Votes:	15	100.00%	0	0.00%	15	100.00%
	Undervotes:	8		0		8	
	Overvotes:	0		0		0	
	Unresolved write-in votes:	1		0		1	

SJC Public Hospital District No. 3 Commissioner 4

Choice	Party	Absentee Voting		Early Voting		Total	
Diane L Boteler		16	100.00%	0	0.00%	16	100.00%
	Cast Votes:	16	100.00%	0	0.00%	16	100.00%
	Undervotes:	7		0		7	
	Overvotes:	0		0		0	
	Unresolved write-in votes:	1		0		1	

Eastsound Sewer & Water District Commissioner 1

Choice	Party	Absentee Voting		Early Voting		Total	
Eric Sturtz		15	100.00%	0	0.00%	15	100.00%
	Cast Votes:	15	100.00%	0	0.00%	15	100.00%
	Undervotes:	8		0		8	
	Overvotes:	0		0		0	
	Unresolved write-in votes:	1		0		1	

Orcas Island School District No. 137 - Proposition No. 1 - Capital Projects Levy for Sitework and Safety Improvements

Choice	Party	Absentee Voting		Early Voting		Total	
Yes		10	41.67%	0	0.00%	10	41.67%
No		14	58.33%	0	0.00%	14	58.33%
	Cast Votes:	24	100.00%	0	0.00%	24	100.00%
	Undervotes:	0		0		0	
	Overvotes:	0		0		0	
	Unresolved write-in votes:	0		0		0	

Precinct Results Report

2025 General Election

Run Time 4:56 PM

Run Date 11/24/2025

San Juan County

2025 General Election

11/4/2025

Page 93

Official Results

Registered Voters

8548 of 15151 = 56.42%

Precincts Reporting

0 of 42 = 0.00%

23-C Orcas CTRL

24 of 43 registered voters = 55.81%

Orcas Island School District No. 137 - Proposition No. 2 - Educational Programs and Operations Levy

Choice	Party	Absentee Voting		Early Voting		Total	
Yes		13	54.17%	0	0.00%	13	54.17%
No		11	45.83%	0	0.00%	11	45.83%
Cast Votes:		24	100.00%	0	0.00%	24	100.00%
Undervotes:		0		0		0	
Overvotes:		0		0		0	
Unresolved write-in votes:		0		0		0	

SJC Fire Protection District No. 2 - Proposition No. 1 - General Obligation Bonds - \$18,500,000

Choice	Party	Absentee Voting		Early Voting		Total	
Yes		17	70.83%	0	0.00%	17	70.83%
No		7	29.17%	0	0.00%	7	29.17%
Cast Votes:		24	100.00%	0	0.00%	24	100.00%
Undervotes:		0		0		0	
Overvotes:		0		0		0	
Unresolved write-in votes:		0		0		0	

Orcas Island Library District - Proposition No. 1 - Establishing Regular Property Tax Levy Rate

Choice	Party	Absentee Voting		Early Voting		Total	
Yes		15	62.50%	0	0.00%	15	62.50%
No		9	37.50%	0	0.00%	9	37.50%
Cast Votes:		24	100.00%	0	0.00%	24	100.00%
Undervotes:		0		0		0	
Overvotes:		0		0		0	
Unresolved write-in votes:		0		0		0	

Precinct Results Report

2025 General Election

Run Time 4:56 PM

Run Date 11/24/2025

San Juan County

2025 General Election

11/4/2025

Page 94

Official Results

Registered Voters

8548 of 15151 = 56.42%

Precincts Reporting

0 of 42 = 0.00%

24-A Orcas South

40 of 62 registered voters = 64.52%

State of Washington - Senate Joint Resolution 8201

Choice	Party	Absentee Voting		Early Voting		Total	
Approved		28	70.00%	0	0.00%	28	70.00%
Rejected		12	30.00%	0	0.00%	12	30.00%
	Cast Votes:	40	100.00%	0	0.00%	40	100.00%
	Undervotes:	0		0		0	
	Overvotes:	0		0		0	
	Unresolved write-in votes:	0		0		0	

Orcas Island School District No. 137 Director 1

Choice	Party	Absentee Voting		Early Voting		Total	
Pamela Dobie Key		27	100.00%	0	0.00%	27	100.00%
	Cast Votes:	27	100.00%	0	0.00%	27	100.00%
	Undervotes:	12		0		12	
	Overvotes:	0		0		0	
	Unresolved write-in votes:	1		0		1	

Orcas Island School District No. 137 Director 2

Choice	Party	Absentee Voting		Early Voting		Total	
Michael Alperin		33	100.00%	0	0.00%	33	100.00%
	Cast Votes:	33	100.00%	0	0.00%	33	100.00%
	Undervotes:	7		0		7	
	Overvotes:	0		0		0	
	Unresolved write-in votes:	0		0		0	

Orcas Island School District No. 137 Director 3

Choice	Party	Absentee Voting		Early Voting		Total	
Stefan Maxfield		28	100.00%	0	0.00%	28	100.00%
	Cast Votes:	28	100.00%	0	0.00%	28	100.00%
	Undervotes:	11		0		11	
	Overvotes:	0		0		0	
	Unresolved write-in votes:	1		0		1	

Precinct Results Report

2025 General Election

Run Time 4:56 PM

Run Date 11/24/2025

San Juan County

2025 General Election

11/4/2025

Page 95

Official Results

Registered Voters

8548 of 15151 = 56.42%

Precincts Reporting

0 of 42 = 0.00%

24-A Orcas South

40 of 62 registered voters = 64.52%

Orcas Island School District No. 137 Director 4

Choice	Party	Absentee Voting		Early Voting		Total	
Ady Kenady		30	100.00%	0	0.00%	30	100.00%
	Cast Votes:	30	100.00%	0	0.00%	30	100.00%
	Undervotes:	10		0		10	
	Overvotes:	0		0		0	
	Unresolved write-in votes:	0		0		0	

SJC Fire Protection District No. 2 Commissioner 1

Choice	Party	Absentee Voting		Early Voting		Total	
R.J. Myers		25	100.00%	0	0.00%	25	100.00%
	Cast Votes:	25	100.00%	0	0.00%	25	100.00%
	Undervotes:	14		0		14	
	Overvotes:	0		0		0	
	Unresolved write-in votes:	1		0		1	

SJC Fire Protection District No. 2 Commissioner 4

Choice	Party	Absentee Voting		Early Voting		Total	
Elisabeth Darby Britt		31	100.00%	0	0.00%	31	100.00%
	Cast Votes:	31	100.00%	0	0.00%	31	100.00%
	Undervotes:	9		0		9	
	Overvotes:	0		0		0	
	Unresolved write-in votes:	0		0		0	

SJC Fire Protection District No. 2 Commissioner 5

Choice	Party	Absentee Voting		Early Voting		Total	
Karen Guice		29	100.00%	0	0.00%	29	100.00%
	Cast Votes:	29	100.00%	0	0.00%	29	100.00%
	Undervotes:	11		0		11	
	Overvotes:	0		0		0	
	Unresolved write-in votes:	0		0		0	

Precinct Results Report

2025 General Election

Run Time 4:56 PM

Run Date 11/24/2025

San Juan County

2025 General Election

11/4/2025

Page 96

Official Results

Registered Voters

8548 of 15151 = 56.42%

Precincts Reporting

0 of 42 = 0.00%

24-A Orcas South

40 of 62 registered voters = 64.52%

Port of Orcas Commissioner 1

Choice	Party	Absentee Voting		Early Voting		Total	
Allan Tone		31	100.00%	0	0.00%	31	100.00%
	Cast Votes:	31	100.00%	0	0.00%	31	100.00%
	Undervotes:	9		0		9	
	Overvotes:	0		0		0	
	Unresolved write-in votes:	0		0		0	

Port of Orcas Commissioner 2

Choice	Party	Absentee Voting		Early Voting		Total	
Richard Fant		31	100.00%	0	0.00%	31	100.00%
	Cast Votes:	31	100.00%	0	0.00%	31	100.00%
	Undervotes:	9		0		9	
	Overvotes:	0		0		0	
	Unresolved write-in votes:	0		0		0	

Port of Orcas Commissioner 4

Choice	Party	Absentee Voting		Early Voting		Total	
Robert Hamilton		31	100.00%	0	0.00%	31	100.00%
	Cast Votes:	31	100.00%	0	0.00%	31	100.00%
	Undervotes:	9		0		9	
	Overvotes:	0		0		0	
	Unresolved write-in votes:	0		0		0	

Orcas Island Park & Rec District Commissioner 2

Choice	Party	Absentee Voting		Early Voting		Total	
Bob Eagan		32	100.00%	0	0.00%	32	100.00%
	Cast Votes:	32	100.00%	0	0.00%	32	100.00%
	Undervotes:	8		0		8	
	Overvotes:	0		0		0	
	Unresolved write-in votes:	0		0		0	

Precinct Results Report

2025 General Election

Run Time 4:56 PM

Run Date 11/24/2025

San Juan County

2025 General Election

11/4/2025

Page 97

Official Results

Registered Voters

8548 of 15151 = 56.42%

Precincts Reporting

0 of 42 = 0.00%

24-A Orcas South

40 of 62 registered voters = 64.52%

Orcas Island Park & Rec District Commissioner 4

Choice	Party	Absentee Voting		Early Voting		Total	
Woody Ciskowski		31	100.00%	0	0.00%	31	100.00%
Joseph Segault (W)		0	0.00%	0	0.00%	0	0.00%
	Cast Votes:	31	100.00%	0	0.00%	31	100.00%
	Undervotes:	9		0		9	
	Overvotes:	0		0		0	
	Unresolved write-in votes:	0		0		0	

Orcas Island Park & Rec District Commissioner 5

Choice	Party	Absentee Voting		Early Voting		Total	
Deborah Heffley Jones		31	100.00%	0	0.00%	31	100.00%
	Cast Votes:	31	100.00%	0	0.00%	31	100.00%
	Undervotes:	9		0		9	
	Overvotes:	0		0		0	
	Unresolved write-in votes:	0		0		0	

SJC Cemetery District No. 3 Commissioner 1

Choice	Party	Absentee Voting		Early Voting		Total	
Patricia Resch		31	100.00%	0	0.00%	31	100.00%
	Cast Votes:	31	100.00%	0	0.00%	31	100.00%
	Undervotes:	9		0		9	
	Overvotes:	0		0		0	
	Unresolved write-in votes:	0		0		0	

SJC Cemetery District No. 3 Commissioner 3

Choice	Party	Absentee Voting		Early Voting		Total	
Glenn Aust		30	100.00%	0	0.00%	30	100.00%
	Cast Votes:	30	100.00%	0	0.00%	30	100.00%
	Undervotes:	10		0		10	
	Overvotes:	0		0		0	
	Unresolved write-in votes:	0		0		0	

Precinct Results Report

2025 General Election

Run Time 4:56 PM

Run Date 11/24/2025

San Juan County

2025 General Election

11/4/2025

Page 98

Official Results

Registered Voters

8548 of 15151 = 56.42%

Precincts Reporting

0 of 42 = 0.00%

24-A Orcas South

40 of 62 registered voters = 64.52%

SJC Public Hospital District No. 3 Commissioner 2

Choice	Party	Absentee Voting		Early Voting		Total	
Alison Sanders		32	100.00%	0	0.00%	32	100.00%
	Cast Votes:	32	100.00%	0	0.00%	32	100.00%
	Undervotes:	8		0		8	
	Overvotes:	0		0		0	
	Unresolved write-in votes:	0		0		0	

SJC Public Hospital District No. 3 Commissioner 4

Choice	Party	Absentee Voting		Early Voting		Total	
Diane L Boteler		28	100.00%	0	0.00%	28	100.00%
	Cast Votes:	28	100.00%	0	0.00%	28	100.00%
	Undervotes:	12		0		12	
	Overvotes:	0		0		0	
	Unresolved write-in votes:	0		0		0	

Eastsound Sewer & Water District Commissioner 1

Choice	Party	Absentee Voting		Early Voting		Total	
Eric Sturtz		29	100.00%	0	0.00%	29	100.00%
	Cast Votes:	29	100.00%	0	0.00%	29	100.00%
	Undervotes:	11		0		11	
	Overvotes:	0		0		0	
	Unresolved write-in votes:	0		0		0	

Orcas Island School District No. 137 - Proposition No. 1 - Capital Projects Levy for Sitework and Safety Improvements

Choice	Party	Absentee Voting		Early Voting		Total	
Yes		27	67.50%	0	0.00%	27	67.50%
No		13	32.50%	0	0.00%	13	32.50%
	Cast Votes:	40	100.00%	0	0.00%	40	100.00%
	Undervotes:	0		0		0	
	Overvotes:	0		0		0	
	Unresolved write-in votes:	0		0		0	

Precinct Results Report

2025 General Election

Run Time 4:56 PM

Run Date 11/24/2025

San Juan County

2025 General Election

11/4/2025

Page 99

Official Results

Registered Voters

8548 of 15151 = 56.42%

Precincts Reporting

0 of 42 = 0.00%

24-A Orcas South

40 of 62 registered voters = 64.52%

Orcas Island School District No. 137 - Proposition No. 2 - Educational Programs and Operations Levy

Choice	Party	Absentee Voting		Early Voting		Total	
Yes		30	75.00%	0	0.00%	30	75.00%
No		10	25.00%	0	0.00%	10	25.00%
Cast Votes:		40	100.00%	0	0.00%	40	100.00%
Undervotes:		0		0		0	
Overvotes:		0		0		0	
Unresolved write-in votes:		0		0		0	

SJC Fire Protection District No. 2 - Proposition No. 1 - General Obligation Bonds - \$18,500,000

Choice	Party	Absentee Voting		Early Voting		Total	
Yes		25	62.50%	0	0.00%	25	62.50%
No		15	37.50%	0	0.00%	15	37.50%
Cast Votes:		40	100.00%	0	0.00%	40	100.00%
Undervotes:		0		0		0	
Overvotes:		0		0		0	
Unresolved write-in votes:		0		0		0	

Orcas Island Library District - Proposition No. 1 - Establishing Regular Property Tax Levy Rate

Choice	Party	Absentee Voting		Early Voting		Total	
Yes		30	75.00%	0	0.00%	30	75.00%
No		10	25.00%	0	0.00%	10	25.00%
Cast Votes:		40	100.00%	0	0.00%	40	100.00%
Undervotes:		0		0		0	
Overvotes:		0		0		0	
Unresolved write-in votes:		0		0		0	

Precinct Results Report

2025 General Election

Run Time 4:56 PM

Run Date 11/24/2025

San Juan County

2025 General Election

11/4/2025

Page 100

Official Results

Registered Voters

8548 of 15151 = 56.42%

Precincts Reporting

0 of 42 = 0.00%

24-B Orcas South

273 of 482 registered voters = 56.64%

State of Washington - Senate Joint Resolution 8201

Choice	Party	Absentee Voting		Early Voting		Total	
Approved		179	69.92%	0	0.00%	179	69.92%
Rejected		77	30.08%	0	0.00%	77	30.08%
	Cast Votes:	256	100.00%	0	0.00%	256	100.00%
	Undervotes:	17		0		17	
	Overvotes:	0		0		0	
	Unresolved write-in votes:	0		0		0	

Orcas Island School District No. 137 Director 1

Choice	Party	Absentee Voting		Early Voting		Total	
Pamela Dobie Key		147	100.00%	0	0.00%	147	100.00%
	Cast Votes:	147	100.00%	0	0.00%	147	100.00%
	Undervotes:	125		0		125	
	Overvotes:	0		0		0	
	Unresolved write-in votes:	1		0		1	

Orcas Island School District No. 137 Director 2

Choice	Party	Absentee Voting		Early Voting		Total	
Michael Alperin		167	100.00%	0	0.00%	167	100.00%
	Cast Votes:	167	100.00%	0	0.00%	167	100.00%
	Undervotes:	106		0		106	
	Overvotes:	0		0		0	
	Unresolved write-in votes:	0		0		0	

Orcas Island School District No. 137 Director 3

Choice	Party	Absentee Voting		Early Voting		Total	
Stefan Maxfield		141	100.00%	0	0.00%	141	100.00%
	Cast Votes:	141	100.00%	0	0.00%	141	100.00%
	Undervotes:	132		0		132	
	Overvotes:	0		0		0	
	Unresolved write-in votes:	0		0		0	

Precinct Results Report

San Juan County

Official Results

2025 General Election

2025 General Election

Registered Voters

8548 of 15151 = 56.42%

Run Time 4:56 PM

11/4/2025

Precincts Reporting

0 of 42 = 0.00%

Run Date 11/24/2025

Page 101

24-B Orcas South

273 of 482 registered voters = 56.64%

Orcas Island School District No. 137 Director 4

Choice	Party	Absentee Voting	Early Voting	Total
Ady Kenady		160 100.00%	0 0.00%	160 100.00%
	Cast Votes:	160 100.00%	0 0.00%	160 100.00%
	Undervotes:	113	0	113
	Overvotes:	0	0	0
	Unresolved write-in votes:	0	0	0

SJC Fire Protection District No. 2 Commissioner 1

Choice	Party	Absentee Voting	Early Voting	Total
R.J. Myers		141 100.00%	0 0.00%	141 100.00%
	Cast Votes:	141 100.00%	0 0.00%	141 100.00%
	Undervotes:	131	0	131
	Overvotes:	0	0	0
	Unresolved write-in votes:	1	0	1

SJC Fire Protection District No. 2 Commissioner 4

Choice	Party	Absentee Voting	Early Voting	Total
Elisabeth Darby Britt		159 100.00%	0 0.00%	159 100.00%
	Cast Votes:	159 100.00%	0 0.00%	159 100.00%
	Undervotes:	112	0	112
	Overvotes:	0	0	0
	Unresolved write-in votes:	2	0	2

SJC Fire Protection District No. 2 Commissioner 5

Choice	Party	Absentee Voting	Early Voting	Total
Karen Guice		169 100.00%	0 0.00%	169 100.00%
	Cast Votes:	169 100.00%	0 0.00%	169 100.00%
	Undervotes:	104	0	104
	Overvotes:	0	0	0
	Unresolved write-in votes:	0	0	0

Precinct Results Report

2025 General Election

Run Time 4:56 PM

Run Date 11/24/2025

San Juan County

2025 General Election

11/4/2025

Page 102

Official Results

Registered Voters

8548 of 15151 = 56.42%

Precincts Reporting

0 of 42 = 0.00%

24-B Orcas South

273 of 482 registered voters = 56.64%

Port of Orcas Commissioner 1

Choice	Party	Absentee Voting		Early Voting		Total	
Allan Tone		161	100.00%	0	0.00%	161	100.00%
	Cast Votes:	161	100.00%	0	0.00%	161	100.00%
	Undervotes:	112		0		112	
	Overvotes:	0		0		0	
	Unresolved write-in votes:	0		0		0	

Port of Orcas Commissioner 2

Choice	Party	Absentee Voting		Early Voting		Total	
Richard Fant		166	100.00%	0	0.00%	166	100.00%
	Cast Votes:	166	100.00%	0	0.00%	166	100.00%
	Undervotes:	107		0		107	
	Overvotes:	0		0		0	
	Unresolved write-in votes:	0		0		0	

Port of Orcas Commissioner 4

Choice	Party	Absentee Voting		Early Voting		Total	
Robert Hamilton		161	100.00%	0	0.00%	161	100.00%
	Cast Votes:	161	100.00%	0	0.00%	161	100.00%
	Undervotes:	112		0		112	
	Overvotes:	0		0		0	
	Unresolved write-in votes:	0		0		0	

Orcas Island Park & Rec District Commissioner 2

Choice	Party	Absentee Voting		Early Voting		Total	
Bob Eagan		201	100.00%	0	0.00%	201	100.00%
	Cast Votes:	201	100.00%	0	0.00%	201	100.00%
	Undervotes:	72		0		72	
	Overvotes:	0		0		0	
	Unresolved write-in votes:	0		0		0	

Precinct Results Report

2025 General Election

Run Time 4:56 PM

Run Date 11/24/2025

San Juan County

2025 General Election

11/4/2025

Page 103

Official Results

Registered Voters

8548 of 15151 = 56.42%

Precincts Reporting

0 of 42 = 0.00%

24-B Orcas South

273 of 482 registered voters = 56.64%

Orcas Island Park & Rec District Commissioner 4

Choice	Party	Absentee Voting		Early Voting		Total	
Woody Ciskowski		180	100.00%	0	0.00%	180	100.00%
Joseph Segault (W)		0	0.00%	0	0.00%	0	0.00%
	Cast Votes:	180	100.00%	0	0.00%	180	100.00%
	Undervotes:	92		0		92	
	Overvotes:	0		0		0	
	Unresolved write-in votes:	1		0		1	

Orcas Island Park & Rec District Commissioner 5

Choice	Party	Absentee Voting		Early Voting		Total	
Deborah Heffley Jones		166	100.00%	0	0.00%	166	100.00%
	Cast Votes:	166	100.00%	0	0.00%	166	100.00%
	Undervotes:	107		0		107	
	Overvotes:	0		0		0	
	Unresolved write-in votes:	0		0		0	

SJC Cemetery District No. 3 Commissioner 1

Choice	Party	Absentee Voting		Early Voting		Total	
Patricia Resch		157	100.00%	0	0.00%	157	100.00%
	Cast Votes:	157	100.00%	0	0.00%	157	100.00%
	Undervotes:	116		0		116	
	Overvotes:	0		0		0	
	Unresolved write-in votes:	0		0		0	

SJC Cemetery District No. 3 Commissioner 3

Choice	Party	Absentee Voting		Early Voting		Total	
Glenn Aust		159	100.00%	0	0.00%	159	100.00%
	Cast Votes:	159	100.00%	0	0.00%	159	100.00%
	Undervotes:	114		0		114	
	Overvotes:	0		0		0	
	Unresolved write-in votes:	0		0		0	

Precinct Results Report

2025 General Election

Run Time 4:56 PM

Run Date 11/24/2025

San Juan County

2025 General Election

11/4/2025

Page 104

Official Results

Registered Voters

8548 of 15151 = 56.42%

Precincts Reporting

0 of 42 = 0.00%

24-B Orcas South

273 of 482 registered voters = 56.64%

SJC Public Hospital District No. 3 Commissioner 2

Choice	Party	Absentee Voting		Early Voting		Total	
Alison Sanders		160	100.00%	0	0.00%	160	100.00%
	Cast Votes:	160	100.00%	0	0.00%	160	100.00%
	Undervotes:	113		0		113	
	Overvotes:	0		0		0	
	Unresolved write-in votes:	0		0		0	

SJC Public Hospital District No. 3 Commissioner 4

Choice	Party	Absentee Voting		Early Voting		Total	
Diane L Boteler		171	100.00%	0	0.00%	171	100.00%
	Cast Votes:	171	100.00%	0	0.00%	171	100.00%
	Undervotes:	101		0		101	
	Overvotes:	0		0		0	
	Unresolved write-in votes:	1		0		1	

Orcas Island School District No. 137 - Proposition No. 1 - Capital Projects Levy for Sitework and Safety Improvements

Choice	Party	Absentee Voting		Early Voting		Total	
Yes		175	65.30%	0	0.00%	175	65.30%
No		93	34.70%	0	0.00%	93	34.70%
	Cast Votes:	268	100.00%	0	0.00%	268	100.00%
	Undervotes:	4		0		4	
	Overvotes:	1		0		1	
	Unresolved write-in votes:	0		0		0	

Orcas Island School District No. 137 - Proposition No. 2 - Educational Programs and Operations Levy

Choice	Party	Absentee Voting		Early Voting		Total	
Yes		188	70.94%	0	0.00%	188	70.94%
No		77	29.06%	0	0.00%	77	29.06%
	Cast Votes:	265	100.00%	0	0.00%	265	100.00%
	Undervotes:	8		0		8	
	Overvotes:	0		0		0	
	Unresolved write-in votes:	0		0		0	

Precinct Results Report

2025 General Election

Run Time 4:56 PM

Run Date 11/24/2025

San Juan County

2025 General Election

11/4/2025

Page 105

Official Results

Registered Voters

8548 of 15151 = 56.42%

Precincts Reporting

0 of 42 = 0.00%

24-B Orcas South

273 of 482 registered voters = 56.64%

SJC Fire Protection District No. 2 - Proposition No. 1 - General Obligation Bonds - \$18,500,000

Choice	Party	Absentee Voting		Early Voting		Total	
Yes		188	70.15%	0	0.00%	188	70.15%
No		80	29.85%	0	0.00%	80	29.85%
Cast Votes:		268	100.00%	0	0.00%	268	100.00%
Undervotes:		5		0		5	
Overvotes:		0		0		0	
Unresolved write-in votes:		0		0		0	

Orcas Island Library District - Proposition No. 1 - Establishing Regular Property Tax Levy Rate

Choice	Party	Absentee Voting		Early Voting		Total	
Yes		180	67.16%	0	0.00%	180	67.16%
No		88	32.84%	0	0.00%	88	32.84%
Cast Votes:		268	100.00%	0	0.00%	268	100.00%
Undervotes:		5		0		5	
Overvotes:		0		0		0	
Unresolved write-in votes:		0		0		0	

Precinct Results Report

2025 General Election

Run Time 4:56 PM

Run Date 11/24/2025

San Juan County

2025 General Election

11/4/2025

Page 106

Official Results

Registered Voters

8548 of 15151 = 56.42%

Precincts Reporting

0 of 42 = 0.00%

25 Eastsound South

427 of 873 registered voters = 48.91%

State of Washington - Senate Joint Resolution 8201

Choice	Party	Absentee Voting		Early Voting		Total	
Approved		250	65.27%	0	0.00%	250	65.27%
Rejected		133	34.73%	0	0.00%	133	34.73%
	Cast Votes:	383	100.00%	0	0.00%	383	100.00%
	Undervotes:	44		0		44	
	Overvotes:	0		0		0	
	Unresolved write-in votes:	0		0		0	

Orcas Island School District No. 137 Director 1

Choice	Party	Absentee Voting		Early Voting		Total	
Pamela Dobie Key		231	100.00%	0	0.00%	231	100.00%
	Cast Votes:	231	100.00%	0	0.00%	231	100.00%
	Undervotes:	192		0		192	
	Overvotes:	0		0		0	
	Unresolved write-in votes:	4		0		4	

Orcas Island School District No. 137 Director 2

Choice	Party	Absentee Voting		Early Voting		Total	
Michael Alperin		261	100.00%	0	0.00%	261	100.00%
	Cast Votes:	261	100.00%	0	0.00%	261	100.00%
	Undervotes:	165		0		165	
	Overvotes:	0		0		0	
	Unresolved write-in votes:	1		0		1	

Orcas Island School District No. 137 Director 3

Choice	Party	Absentee Voting		Early Voting		Total	
Stefan Maxfield		230	100.00%	0	0.00%	230	100.00%
	Cast Votes:	230	100.00%	0	0.00%	230	100.00%
	Undervotes:	194		0		194	
	Overvotes:	0		0		0	
	Unresolved write-in votes:	3		0		3	

Precinct Results Report

San Juan County

Official Results

2025 General Election

2025 General Election

Registered Voters

8548 of 15151 = 56.42%

Run Time 4:56 PM

11/4/2025

Precincts Reporting

0 of 42 = 0.00%

Run Date 11/24/2025

Page 107

25 Eastsound South

427 of 873 registered voters = 48.91%

Orcas Island School District No. 137 Director 4

Choice	Party	Absentee Voting	Early Voting	Total
Ady Kenady		247 100.00%	0 0.00%	247 100.00%
	Cast Votes:	247 100.00%	0 0.00%	247 100.00%
	Undervotes:	179	0	179
	Overvotes:	0	0	0
	Unresolved write-in votes:	1	0	1

SJC Fire Protection District No. 2 Commissioner 1

Choice	Party	Absentee Voting	Early Voting	Total
R.J. Myers		234 100.00%	0 0.00%	234 100.00%
	Cast Votes:	234 100.00%	0 0.00%	234 100.00%
	Undervotes:	189	0	189
	Overvotes:	0	0	0
	Unresolved write-in votes:	4	0	4

SJC Fire Protection District No. 2 Commissioner 4

Choice	Party	Absentee Voting	Early Voting	Total
Elisabeth Darby Britt		262 100.00%	0 0.00%	262 100.00%
	Cast Votes:	262 100.00%	0 0.00%	262 100.00%
	Undervotes:	163	0	163
	Overvotes:	0	0	0
	Unresolved write-in votes:	2	0	2

SJC Fire Protection District No. 2 Commissioner 5

Choice	Party	Absentee Voting	Early Voting	Total
Karen Guice		251 100.00%	0 0.00%	251 100.00%
	Cast Votes:	251 100.00%	0 0.00%	251 100.00%
	Undervotes:	174	0	174
	Overvotes:	0	0	0
	Unresolved write-in votes:	2	0	2

Precinct Results Report

2025 General Election

Run Time 4:56 PM

Run Date 11/24/2025

San Juan County

2025 General Election

11/4/2025

Page 108

Official Results

Registered Voters

8548 of 15151 = 56.42%

Precincts Reporting

0 of 42 = 0.00%

25 Eastsound South

427 of 873 registered voters = 48.91%

Port of Orcas Commissioner 1

Choice	Party	Absentee Voting		Early Voting		Total	
Allan Tone		255	100.00%	0	0.00%	255	100.00%
	Cast Votes:	255	100.00%	0	0.00%	255	100.00%
	Undervotes:	168		0		168	
	Overvotes:	0		0		0	
	Unresolved write-in votes:	4		0		4	

Port of Orcas Commissioner 2

Choice	Party	Absentee Voting		Early Voting		Total	
Richard Fant		255	100.00%	0	0.00%	255	100.00%
	Cast Votes:	255	100.00%	0	0.00%	255	100.00%
	Undervotes:	171		0		171	
	Overvotes:	0		0		0	
	Unresolved write-in votes:	1		0		1	

Port of Orcas Commissioner 4

Choice	Party	Absentee Voting		Early Voting		Total	
Robert Hamilton		254	100.00%	0	0.00%	254	100.00%
	Cast Votes:	254	100.00%	0	0.00%	254	100.00%
	Undervotes:	172		0		172	
	Overvotes:	0		0		0	
	Unresolved write-in votes:	1		0		1	

Orcas Island Park & Rec District Commissioner 2

Choice	Party	Absentee Voting		Early Voting		Total	
Bob Eagan		283	100.00%	0	0.00%	283	100.00%
	Cast Votes:	283	100.00%	0	0.00%	283	100.00%
	Undervotes:	140		0		140	
	Overvotes:	0		0		0	
	Unresolved write-in votes:	4		0		4	

Precinct Results Report

2025 General Election

Run Time 4:56 PM

Run Date 11/24/2025

San Juan County

2025 General Election

11/4/2025

Page 109

Official Results

Registered Voters

8548 of 15151 = 56.42%

Precincts Reporting

0 of 42 = 0.00%

25 Eastsound South

427 of 873 registered voters = 48.91%

Orcas Island Park & Rec District Commissioner 4

Choice	Party	Absentee Voting		Early Voting		Total	
Woody Ciskowski		283	100.00%	0	0.00%	283	100.00%
Joseph Segault (W)		0	0.00%	0	0.00%	0	0.00%
	Cast Votes:	283	100.00%	0	0.00%	283	100.00%
	Undervotes:	135		0		135	
	Overvotes:	0		0		0	
	Unresolved write-in votes:	9		0		9	

Orcas Island Park & Rec District Commissioner 5

Choice	Party	Absentee Voting		Early Voting		Total	
Deborah Heffley Jones		275	100.00%	0	0.00%	275	100.00%
	Cast Votes:	275	100.00%	0	0.00%	275	100.00%
	Undervotes:	147		0		147	
	Overvotes:	0		0		0	
	Unresolved write-in votes:	5		0		5	

SJC Cemetery District No. 3 Commissioner 1

Choice	Party	Absentee Voting		Early Voting		Total	
Patricia Resch		259	100.00%	0	0.00%	259	100.00%
	Cast Votes:	259	100.00%	0	0.00%	259	100.00%
	Undervotes:	168		0		168	
	Overvotes:	0		0		0	
	Unresolved write-in votes:	0		0		0	

SJC Cemetery District No. 3 Commissioner 3

Choice	Party	Absentee Voting		Early Voting		Total	
Glenn Aust		252	100.00%	0	0.00%	252	100.00%
	Cast Votes:	252	100.00%	0	0.00%	252	100.00%
	Undervotes:	175		0		175	
	Overvotes:	0		0		0	
	Unresolved write-in votes:	0		0		0	

Precinct Results Report

San Juan County

Official Results

2025 General Election

2025 General Election

Registered Voters

8548 of 15151 = 56.42%

Run Time 4:56 PM

11/4/2025

Precincts Reporting

0 of 42 = 0.00%

Run Date 11/24/2025

Page 110

25 Eastsound South

427 of 873 registered voters = 48.91%

SJC Public Hospital District No. 3 Commissioner 2

Choice	Party	Absentee Voting		Early Voting		Total	
Alison Sanders		266	100.00%	0	0.00%	266	100.00%
	Cast Votes:	266	100.00%	0	0.00%	266	100.00%
	Undervotes:	161		0		161	
	Overvotes:	0		0		0	
	Unresolved write-in votes:	0		0		0	

SJC Public Hospital District No. 3 Commissioner 4

Choice	Party	Absentee Voting		Early Voting		Total	
Diane L Boteler		242	100.00%	0	0.00%	242	100.00%
	Cast Votes:	242	100.00%	0	0.00%	242	100.00%
	Undervotes:	181		0		181	
	Overvotes:	0		0		0	
	Unresolved write-in votes:	4		0		4	

Eastsound Sewer & Water District Commissioner 1

Choice	Party	Absentee Voting		Early Voting		Total	
Eric Sturtz		252	100.00%	0	0.00%	252	100.00%
	Cast Votes:	252	100.00%	0	0.00%	252	100.00%
	Undervotes:	173		0		173	
	Overvotes:	0		0		0	
	Unresolved write-in votes:	2		0		2	

Orcas Island School District No. 137 - Proposition No. 1 - Capital Projects Levy for Sitework and Safety Improvements

Choice	Party	Absentee Voting		Early Voting		Total	
Yes		283	68.03%	0	0.00%	283	68.03%
No		133	31.97%	0	0.00%	133	31.97%
	Cast Votes:	416	100.00%	0	0.00%	416	100.00%
	Undervotes:	11		0		11	
	Overvotes:	0		0		0	
	Unresolved write-in votes:	0		0		0	

Precinct Results Report

2025 General Election

Run Time 4:56 PM

Run Date 11/24/2025

San Juan County

2025 General Election

11/4/2025

Page 111

Official Results

Registered Voters

8548 of 15151 = 56.42%

Precincts Reporting

0 of 42 = 0.00%

25 Eastsound South

427 of 873 registered voters = 48.91%

Orcas Island School District No. 137 - Proposition No. 2 - Educational Programs and Operations Levy

Choice	Party	Absentee Voting		Early Voting		Total	
Yes		305	73.14%	0	0.00%	305	73.14%
No		112	26.86%	0	0.00%	112	26.86%
Cast Votes:		417	100.00%	0	0.00%	417	100.00%
Undervotes:		10		0		10	
Overvotes:		0		0		0	
Unresolved write-in votes:		0		0		0	

SJC Fire Protection District No. 2 - Proposition No. 1 - General Obligation Bonds - \$18,500,000

Choice	Party	Absentee Voting		Early Voting		Total	
Yes		295	71.60%	0	0.00%	295	71.60%
No		117	28.40%	0	0.00%	117	28.40%
Cast Votes:		412	100.00%	0	0.00%	412	100.00%
Undervotes:		15		0		15	
Overvotes:		0		0		0	
Unresolved write-in votes:		0		0		0	

Orcas Island Library District - Proposition No. 1 - Establishing Regular Property Tax Levy Rate

Choice	Party	Absentee Voting		Early Voting		Total	
Yes		284	68.60%	0	0.00%	284	68.60%
No		130	31.40%	0	0.00%	130	31.40%
Cast Votes:		414	100.00%	0	0.00%	414	100.00%
Undervotes:		13		0		13	
Overvotes:		0		0		0	
Unresolved write-in votes:		0		0		0	

Precinct Results Report

2025 General Election

Run Time 4:56 PM

Run Date 11/24/2025

San Juan County

2025 General Election

11/4/2025

Page 112

Official Results

Registered Voters

8548 of 15151 = 56.42%

Precincts Reporting

0 of 42 = 0.00%

26-A Eastsound

220 of 416 registered voters = 52.88%

State of Washington - Senate Joint Resolution 8201

Choice	Party	Absentee Voting		Early Voting		Total	
Approved		128	65.31%	0	0.00%	128	65.31%
Rejected		68	34.69%	0	0.00%	68	34.69%
	Cast Votes:	196	100.00%	0	0.00%	196	100.00%
	Undervotes:	24		0		24	
	Overvotes:	0		0		0	
	Unresolved write-in votes:	0		0		0	

Orcas Island School District No. 137 Director 1

Choice	Party	Absentee Voting		Early Voting		Total	
Pamela Dobie Key		125	100.00%	0	0.00%	125	100.00%
	Cast Votes:	125	100.00%	0	0.00%	125	100.00%
	Undervotes:	95		0		95	
	Overvotes:	0		0		0	
	Unresolved write-in votes:	0		0		0	

Orcas Island School District No. 137 Director 2

Choice	Party	Absentee Voting		Early Voting		Total	
Michael Alperin		137	100.00%	0	0.00%	137	100.00%
	Cast Votes:	137	100.00%	0	0.00%	137	100.00%
	Undervotes:	83		0		83	
	Overvotes:	0		0		0	
	Unresolved write-in votes:	0		0		0	

Orcas Island School District No. 137 Director 3

Choice	Party	Absentee Voting		Early Voting		Total	
Stefan Maxfield		124	100.00%	0	0.00%	124	100.00%
	Cast Votes:	124	100.00%	0	0.00%	124	100.00%
	Undervotes:	96		0		96	
	Overvotes:	0		0		0	
	Unresolved write-in votes:	0		0		0	

Precinct Results Report

San Juan County

Official Results

2025 General Election

2025 General Election

Registered Voters

8548 of 15151 = 56.42%

Run Time 4:56 PM

11/4/2025

Precincts Reporting

0 of 42 = 0.00%

Run Date 11/24/2025

Page 113

26-A Eastsound

220 of 416 registered voters = 52.88%

Orcas Island School District No. 137 Director 4

Choice	Party	Absentee Voting	Early Voting	Total
Ady Kenady		132 100.00%	0 0.00%	132 100.00%
	Cast Votes:	132 100.00%	0 0.00%	132 100.00%
	Undervotes:	88	0	88
	Overvotes:	0	0	0
	Unresolved write-in votes:	0	0	0

SJC Fire Protection District No. 2 Commissioner 1

Choice	Party	Absentee Voting	Early Voting	Total
R.J. Myers		126 100.00%	0 0.00%	126 100.00%
	Cast Votes:	126 100.00%	0 0.00%	126 100.00%
	Undervotes:	94	0	94
	Overvotes:	0	0	0
	Unresolved write-in votes:	0	0	0

SJC Fire Protection District No. 2 Commissioner 4

Choice	Party	Absentee Voting	Early Voting	Total
Elisabeth Darby Britt		128 100.00%	0 0.00%	128 100.00%
	Cast Votes:	128 100.00%	0 0.00%	128 100.00%
	Undervotes:	92	0	92
	Overvotes:	0	0	0
	Unresolved write-in votes:	0	0	0

SJC Fire Protection District No. 2 Commissioner 5

Choice	Party	Absentee Voting	Early Voting	Total
Karen Guice		126 100.00%	0 0.00%	126 100.00%
	Cast Votes:	126 100.00%	0 0.00%	126 100.00%
	Undervotes:	94	0	94
	Overvotes:	0	0	0
	Unresolved write-in votes:	0	0	0

Precinct Results Report

2025 General Election

Run Time 4:56 PM

Run Date 11/24/2025

San Juan County

2025 General Election

11/4/2025

Page 114

Official Results

Registered Voters

8548 of 15151 = 56.42%

Precincts Reporting

0 of 42 = 0.00%

26-A Eastsound

220 of 416 registered voters = 52.88%

Port of Orcas Commissioner 1

Choice	Party	Absentee Voting		Early Voting		Total	
Allan Tone		130	100.00%	0	0.00%	130	100.00%
	Cast Votes:	130	100.00%	0	0.00%	130	100.00%
	Undervotes:	90		0		90	
	Overvotes:	0		0		0	
	Unresolved write-in votes:	0		0		0	

Port of Orcas Commissioner 2

Choice	Party	Absentee Voting		Early Voting		Total	
Richard Fant		131	100.00%	0	0.00%	131	100.00%
	Cast Votes:	131	100.00%	0	0.00%	131	100.00%
	Undervotes:	89		0		89	
	Overvotes:	0		0		0	
	Unresolved write-in votes:	0		0		0	

Port of Orcas Commissioner 4

Choice	Party	Absentee Voting		Early Voting		Total	
Robert Hamilton		125	100.00%	0	0.00%	125	100.00%
	Cast Votes:	125	100.00%	0	0.00%	125	100.00%
	Undervotes:	93		0		93	
	Overvotes:	0		0		0	
	Unresolved write-in votes:	2		0		2	

Orcas Island Park & Rec District Commissioner 2

Choice	Party	Absentee Voting		Early Voting		Total	
Bob Eagan		147	100.00%	0	0.00%	147	100.00%
	Cast Votes:	147	100.00%	0	0.00%	147	100.00%
	Undervotes:	71		0		71	
	Overvotes:	0		0		0	
	Unresolved write-in votes:	2		0		2	

Precinct Results Report

2025 General Election

Run Time 4:56 PM

Run Date 11/24/2025

San Juan County

2025 General Election

11/4/2025

Page 115

Official Results

Registered Voters

8548 of 15151 = 56.42%

Precincts Reporting

0 of 42 = 0.00%

26-A Eastsound

220 of 416 registered voters = 52.88%

Orcas Island Park & Rec District Commissioner 4

Choice	Party	Absentee Voting		Early Voting		Total	
Woody Ciskowski		143	100.00%	0	0.00%	143	100.00%
Joseph Segault (W)		0	0.00%	0	0.00%	0	0.00%
	Cast Votes:	143	100.00%	0	0.00%	143	100.00%
	Undervotes:	74		0		74	
	Overvotes:	0		0		0	
	Unresolved write-in votes:	3		0		3	

Orcas Island Park & Rec District Commissioner 5

Choice	Party	Absentee Voting		Early Voting		Total	
Deborah Heffley Jones		135	100.00%	0	0.00%	135	100.00%
	Cast Votes:	135	100.00%	0	0.00%	135	100.00%
	Undervotes:	85		0		85	
	Overvotes:	0		0		0	
	Unresolved write-in votes:	0		0		0	

SJC Cemetery District No. 3 Commissioner 1

Choice	Party	Absentee Voting		Early Voting		Total	
Patricia Resch		131	100.00%	0	0.00%	131	100.00%
	Cast Votes:	131	100.00%	0	0.00%	131	100.00%
	Undervotes:	89		0		89	
	Overvotes:	0		0		0	
	Unresolved write-in votes:	0		0		0	

SJC Cemetery District No. 3 Commissioner 3

Choice	Party	Absentee Voting		Early Voting		Total	
Glenn Aust		127	100.00%	0	0.00%	127	100.00%
	Cast Votes:	127	100.00%	0	0.00%	127	100.00%
	Undervotes:	93		0		93	
	Overvotes:	0		0		0	
	Unresolved write-in votes:	0		0		0	

Precinct Results Report

San Juan County

Official Results

2025 General Election

2025 General Election

Registered Voters

8548 of 15151 = 56.42%

Precincts Reporting

0 of 42 = 0.00%

Run Time 4:56 PM

11/4/2025

Run Date 11/24/2025

Page 116

26-A Eastsound

220 of 416 registered voters = 52.88%

SJC Public Hospital District No. 3 Commissioner 2

Choice	Party	Absentee Voting		Early Voting		Total	
Alison Sanders		127	100.00%	0	0.00%	127	100.00%
	Cast Votes:	127	100.00%	0	0.00%	127	100.00%
	Undervotes:	93		0		93	
	Overvotes:	0		0		0	
	Unresolved write-in votes:	0		0		0	

SJC Public Hospital District No. 3 Commissioner 4

Choice	Party	Absentee Voting		Early Voting		Total	
Diane L Boteler		131	100.00%	0	0.00%	131	100.00%
	Cast Votes:	131	100.00%	0	0.00%	131	100.00%
	Undervotes:	89		0		89	
	Overvotes:	0		0		0	
	Unresolved write-in votes:	0		0		0	

Eastsound Sewer & Water District Commissioner 1

Choice	Party	Absentee Voting		Early Voting		Total	
Eric Sturtz		129	100.00%	0	0.00%	129	100.00%
	Cast Votes:	129	100.00%	0	0.00%	129	100.00%
	Undervotes:	91		0		91	
	Overvotes:	0		0		0	
	Unresolved write-in votes:	0		0		0	

Orcas Island School District No. 137 - Proposition No. 1 - Capital Projects Levy for Sitework and Safety Improvements

Choice	Party	Absentee Voting		Early Voting		Total	
Yes		135	62.50%	0	0.00%	135	62.50%
No		81	37.50%	0	0.00%	81	37.50%
	Cast Votes:	216	100.00%	0	0.00%	216	100.00%
	Undervotes:	4		0		4	
	Overvotes:	0		0		0	
	Unresolved write-in votes:	0		0		0	

Precinct Results Report

2025 General Election

Run Time 4:56 PM

Run Date 11/24/2025

San Juan County

2025 General Election

11/4/2025

Page 117

Official Results

Registered Voters

8548 of 15151 = 56.42%

Precincts Reporting

0 of 42 = 0.00%

26-A Eastsound

220 of 416 registered voters = 52.88%

Orcas Island School District No. 137 - Proposition No. 2 - Educational Programs and Operations Levy

Choice	Party	Absentee Voting		Early Voting		Total	
Yes		142	65.74%	0	0.00%	142	65.74%
No		74	34.26%	0	0.00%	74	34.26%
Cast Votes:		216	100.00%	0	0.00%	216	100.00%
Undervotes:		4		0		4	
Overvotes:		0		0		0	
Unresolved write-in votes:		0		0		0	

SJC Fire Protection District No. 2 - Proposition No. 1 - General Obligation Bonds - \$18,500,000

Choice	Party	Absentee Voting		Early Voting		Total	
Yes		145	67.44%	0	0.00%	145	67.44%
No		70	32.56%	0	0.00%	70	32.56%
Cast Votes:		215	100.00%	0	0.00%	215	100.00%
Undervotes:		5		0		5	
Overvotes:		0		0		0	
Unresolved write-in votes:		0		0		0	

Orcas Island Library District - Proposition No. 1 - Establishing Regular Property Tax Levy Rate

Choice	Party	Absentee Voting		Early Voting		Total	
Yes		127	58.53%	0	0.00%	127	58.53%
No		90	41.47%	0	0.00%	90	41.47%
Cast Votes:		217	100.00%	0	0.00%	217	100.00%
Undervotes:		3		0		3	
Overvotes:		0		0		0	
Unresolved write-in votes:		0		0		0	

Precinct Results Report

San Juan County

Official Results

2025 General Election

2025 General Election

Registered Voters

8548 of 15151 = 56.42%

Precincts Reporting

0 of 42 = 0.00%

Run Time 4:56 PM

11/4/2025

Run Date 11/24/2025

Page 118

26-B Eastsound

102 of 170 registered voters = 60.00%

State of Washington - Senate Joint Resolution 8201

Choice	Party	Absentee Voting		Early Voting		Total	
Approved		70	71.43%	0	0.00%	70	71.43%
Rejected		28	28.57%	0	0.00%	28	28.57%
	Cast Votes:	98	100.00%	0	0.00%	98	100.00%
	Undervotes:	4		0		4	
	Overvotes:	0		0		0	
	Unresolved write-in votes:	0		0		0	

Orcas Island School District No. 137 Director 1

Choice	Party	Absentee Voting		Early Voting		Total	
Pamela Dobie Key		54	100.00%	0	0.00%	54	100.00%
	Cast Votes:	54	100.00%	0	0.00%	54	100.00%
	Undervotes:	46		0		46	
	Overvotes:	0		0		0	
	Unresolved write-in votes:	2		0		2	

Orcas Island School District No. 137 Director 2

Choice	Party	Absentee Voting		Early Voting		Total	
Michael Alperin		65	100.00%	0	0.00%	65	100.00%
	Cast Votes:	65	100.00%	0	0.00%	65	100.00%
	Undervotes:	37		0		37	
	Overvotes:	0		0		0	
	Unresolved write-in votes:	0		0		0	

Orcas Island School District No. 137 Director 3

Choice	Party	Absentee Voting		Early Voting		Total	
Stefan Maxfield		53	100.00%	0	0.00%	53	100.00%
	Cast Votes:	53	100.00%	0	0.00%	53	100.00%
	Undervotes:	47		0		47	
	Overvotes:	0		0		0	
	Unresolved write-in votes:	2		0		2	

Precinct Results Report

2025 General Election

Run Time 4:56 PM

Run Date 11/24/2025

San Juan County

2025 General Election

11/4/2025

Page 119

Official Results

Registered Voters

8548 of 15151 = 56.42%

Precincts Reporting

0 of 42 = 0.00%

26-B Eastsound

102 of 170 registered voters = 60.00%

Orcas Island School District No. 137 Director 4

Choice	Party	Absentee Voting		Early Voting		Total	
Ady Kenady		61	100.00%	0	0.00%	61	100.00%
	Cast Votes:	61	100.00%	0	0.00%	61	100.00%
	Undervotes:	41		0		41	
	Overvotes:	0		0		0	
	Unresolved write-in votes:	0		0		0	

SJC Fire Protection District No. 2 Commissioner 1

Choice	Party	Absentee Voting		Early Voting		Total	
R.J. Myers		54	100.00%	0	0.00%	54	100.00%
	Cast Votes:	54	100.00%	0	0.00%	54	100.00%
	Undervotes:	46		0		46	
	Overvotes:	0		0		0	
	Unresolved write-in votes:	2		0		2	

SJC Fire Protection District No. 2 Commissioner 4

Choice	Party	Absentee Voting		Early Voting		Total	
Elisabeth Darby Britt		60	100.00%	0	0.00%	60	100.00%
	Cast Votes:	60	100.00%	0	0.00%	60	100.00%
	Undervotes:	41		0		41	
	Overvotes:	0		0		0	
	Unresolved write-in votes:	1		0		1	

SJC Fire Protection District No. 2 Commissioner 5

Choice	Party	Absentee Voting		Early Voting		Total	
Karen Guice		59	100.00%	0	0.00%	59	100.00%
	Cast Votes:	59	100.00%	0	0.00%	59	100.00%
	Undervotes:	43		0		43	
	Overvotes:	0		0		0	
	Unresolved write-in votes:	0		0		0	

Precinct Results Report

San Juan County

Official Results

2025 General Election

2025 General Election

Registered Voters

8548 of 15151 = 56.42%

Run Time 4:56 PM

11/4/2025

Precincts Reporting

0 of 42 = 0.00%

Run Date 11/24/2025

Page 120

26-B Eastsound

102 of 170 registered voters = 60.00%

Port of Orcas Commissioner 1

Choice	Party	Absentee Voting		Early Voting		Total	
Allan Tone		60	100.00%	0	0.00%	60	100.00%
	Cast Votes:	60	100.00%	0	0.00%	60	100.00%
	Undervotes:	42		0		42	
	Overvotes:	0		0		0	
	Unresolved write-in votes:	0		0		0	

Port of Orcas Commissioner 2

Choice	Party	Absentee Voting		Early Voting		Total	
Richard Fant		60	100.00%	0	0.00%	60	100.00%
	Cast Votes:	60	100.00%	0	0.00%	60	100.00%
	Undervotes:	42		0		42	
	Overvotes:	0		0		0	
	Unresolved write-in votes:	0		0		0	

Port of Orcas Commissioner 4

Choice	Party	Absentee Voting		Early Voting		Total	
Robert Hamilton		60	100.00%	0	0.00%	60	100.00%
	Cast Votes:	60	100.00%	0	0.00%	60	100.00%
	Undervotes:	42		0		42	
	Overvotes:	0		0		0	
	Unresolved write-in votes:	0		0		0	

Orcas Island Park & Rec District Commissioner 2

Choice	Party	Absentee Voting		Early Voting		Total	
Bob Eagan		66	100.00%	0	0.00%	66	100.00%
	Cast Votes:	66	100.00%	0	0.00%	66	100.00%
	Undervotes:	35		0		35	
	Overvotes:	0		0		0	
	Unresolved write-in votes:	1		0		1	

Precinct Results Report

2025 General Election

Run Time 4:56 PM

Run Date 11/24/2025

San Juan County

2025 General Election

11/4/2025

Page 121

Official Results

Registered Voters

8548 of 15151 = 56.42%

Precincts Reporting

0 of 42 = 0.00%

26-B Eastsound

102 of 170 registered voters = 60.00%

Orcas Island Park & Rec District Commissioner 4

Choice	Party	Absentee Voting		Early Voting		Total	
Woody Ciskowski		65	100.00%	0	0.00%	65	100.00%
Joseph Segault (W)		0	0.00%	0	0.00%	0	0.00%
	Cast Votes:	65	100.00%	0	0.00%	65	100.00%
	Undervotes:	34		0		34	
	Overvotes:	0		0		0	
	Unresolved write-in votes:	3		0		3	

Orcas Island Park & Rec District Commissioner 5

Choice	Party	Absentee Voting		Early Voting		Total	
Deborah Heffley Jones		63	100.00%	0	0.00%	63	100.00%
	Cast Votes:	63	100.00%	0	0.00%	63	100.00%
	Undervotes:	39		0		39	
	Overvotes:	0		0		0	
	Unresolved write-in votes:	0		0		0	

SJC Cemetery District No. 3 Commissioner 1

Choice	Party	Absentee Voting		Early Voting		Total	
Patricia Resch		60	100.00%	0	0.00%	60	100.00%
	Cast Votes:	60	100.00%	0	0.00%	60	100.00%
	Undervotes:	42		0		42	
	Overvotes:	0		0		0	
	Unresolved write-in votes:	0		0		0	

SJC Cemetery District No. 3 Commissioner 3

Choice	Party	Absentee Voting		Early Voting		Total	
Glenn Aust		59	100.00%	0	0.00%	59	100.00%
	Cast Votes:	59	100.00%	0	0.00%	59	100.00%
	Undervotes:	43		0		43	
	Overvotes:	0		0		0	
	Unresolved write-in votes:	0		0		0	

Precinct Results Report

2025 General Election

Run Time 4:56 PM

Run Date 11/24/2025

San Juan County

2025 General Election

11/4/2025

Page 122

Official Results

Registered Voters

8548 of 15151 = 56.42%

Precincts Reporting

0 of 42 = 0.00%

26-B Eastsound

102 of 170 registered voters = 60.00%

SJC Public Hospital District No. 3 Commissioner 2

Choice	Party	Absentee Voting		Early Voting		Total	
Alison Sanders		60	100.00%	0	0.00%	60	100.00%
	Cast Votes:	60	100.00%	0	0.00%	60	100.00%
	Undervotes:	40		0		40	
	Overvotes:	0		0		0	
	Unresolved write-in votes:	2		0		2	

SJC Public Hospital District No. 3 Commissioner 4

Choice	Party	Absentee Voting		Early Voting		Total	
Diane L Boteler		56	100.00%	0	0.00%	56	100.00%
	Cast Votes:	56	100.00%	0	0.00%	56	100.00%
	Undervotes:	45		0		45	
	Overvotes:	0		0		0	
	Unresolved write-in votes:	1		0		1	

Orcas Island School District No. 137 - Proposition No. 1 - Capital Projects Levy for Sitework and Safety Improvements

Choice	Party	Absentee Voting		Early Voting		Total	
Yes		52	52.53%	0	0.00%	52	52.53%
No		47	47.47%	0	0.00%	47	47.47%
	Cast Votes:	99	100.00%	0	0.00%	99	100.00%
	Undervotes:	3		0		3	
	Overvotes:	0		0		0	
	Unresolved write-in votes:	0		0		0	

Orcas Island School District No. 137 - Proposition No. 2 - Educational Programs and Operations Levy

Choice	Party	Absentee Voting		Early Voting		Total	
Yes		60	60.61%	0	0.00%	60	60.61%
No		39	39.39%	0	0.00%	39	39.39%
	Cast Votes:	99	100.00%	0	0.00%	99	100.00%
	Undervotes:	3		0		3	
	Overvotes:	0		0		0	
	Unresolved write-in votes:	0		0		0	

Precinct Results Report

2025 General Election

Run Time 4:56 PM

Run Date 11/24/2025

San Juan County

2025 General Election

11/4/2025

Page 123

Official Results

Registered Voters

8548 of 15151 = 56.42%

Precincts Reporting

0 of 42 = 0.00%

26-B Eastsound

102 of 170 registered voters = 60.00%

SJC Fire Protection District No. 2 - Proposition No. 1 - General Obligation Bonds - \$18,500,000

Choice	Party	Absentee Voting		Early Voting		Total	
Yes		63	63.00%	0	0.00%	63	63.00%
No		37	37.00%	0	0.00%	37	37.00%
Cast Votes:		100	100.00%	0	0.00%	100	100.00%
Undervotes:		2		0		2	
Overvotes:		0		0		0	
Unresolved write-in votes:		0		0		0	

Orcas Island Library District - Proposition No. 1 - Establishing Regular Property Tax Levy Rate

Choice	Party	Absentee Voting		Early Voting		Total	
Yes		60	60.00%	0	0.00%	60	60.00%
No		40	40.00%	0	0.00%	40	40.00%
Cast Votes:		100	100.00%	0	0.00%	100	100.00%
Undervotes:		2		0		2	
Overvotes:		0		0		0	
Unresolved write-in votes:		0		0		0	

Precinct Results Report

2025 General Election

Run Time 4:56 PM

Run Date 11/24/2025

San Juan County

2025 General Election

11/4/2025

Page 124

Official Results

Registered Voters

8548 of 15151 = 56.42%

Precincts Reporting

0 of 42 = 0.00%

26-C Eastsound

13 of 24 registered voters = 54.17%

State of Washington - Senate Joint Resolution 8201

Choice	Party	Absentee Voting		Early Voting		Total	
Approved		7	53.85%	0	0.00%	7	53.85%
Rejected		6	46.15%	0	0.00%	6	46.15%
	Cast Votes:	13	100.00%	0	0.00%	13	100.00%
	Undervotes:	0		0		0	
	Overvotes:	0		0		0	
	Unresolved write-in votes:	0		0		0	

Orcas Island School District No. 137 Director 1

Choice	Party	Absentee Voting		Early Voting		Total	
Pamela Dobie Key		8	100.00%	0	0.00%	8	100.00%
	Cast Votes:	8	100.00%	0	0.00%	8	100.00%
	Undervotes:	5		0		5	
	Overvotes:	0		0		0	
	Unresolved write-in votes:	0		0		0	

Orcas Island School District No. 137 Director 2

Choice	Party	Absentee Voting		Early Voting		Total	
Michael Alperin		8	100.00%	0	0.00%	8	100.00%
	Cast Votes:	8	100.00%	0	0.00%	8	100.00%
	Undervotes:	5		0		5	
	Overvotes:	0		0		0	
	Unresolved write-in votes:	0		0		0	

Orcas Island School District No. 137 Director 3

Choice	Party	Absentee Voting		Early Voting		Total	
Stefan Maxfield		8	100.00%	0	0.00%	8	100.00%
	Cast Votes:	8	100.00%	0	0.00%	8	100.00%
	Undervotes:	5		0		5	
	Overvotes:	0		0		0	
	Unresolved write-in votes:	0		0		0	

Precinct Results Report

San Juan County

Official Results

2025 General Election

2025 General Election

Registered Voters

8548 of 15151 = 56.42%

Run Time 4:56 PM

11/4/2025

Precincts Reporting

0 of 42 = 0.00%

Run Date 11/24/2025

Page 125

26-C Eastsound

13 of 24 registered voters = 54.17%

Orcas Island School District No. 137 Director 4

Choice	Party	Absentee Voting	Early Voting	Total
Ady Kenady		8 100.00%	0 0.00%	8 100.00%
	Cast Votes:	8 100.00%	0 0.00%	8 100.00%
	Undervotes:	5	0	5
	Overvotes:	0	0	0
	Unresolved write-in votes:	0	0	0

SJC Fire Protection District No. 2 Commissioner 1

Choice	Party	Absentee Voting	Early Voting	Total
R.J. Myers		8 100.00%	0 0.00%	8 100.00%
	Cast Votes:	8 100.00%	0 0.00%	8 100.00%
	Undervotes:	5	0	5
	Overvotes:	0	0	0
	Unresolved write-in votes:	0	0	0

SJC Fire Protection District No. 2 Commissioner 4

Choice	Party	Absentee Voting	Early Voting	Total
Elisabeth Darby Britt		8 100.00%	0 0.00%	8 100.00%
	Cast Votes:	8 100.00%	0 0.00%	8 100.00%
	Undervotes:	5	0	5
	Overvotes:	0	0	0
	Unresolved write-in votes:	0	0	0

SJC Fire Protection District No. 2 Commissioner 5

Choice	Party	Absentee Voting	Early Voting	Total
Karen Guice		8 100.00%	0 0.00%	8 100.00%
	Cast Votes:	8 100.00%	0 0.00%	8 100.00%
	Undervotes:	5	0	5
	Overvotes:	0	0	0
	Unresolved write-in votes:	0	0	0

Precinct Results Report

2025 General Election

Run Time 4:56 PM

Run Date 11/24/2025

San Juan County

2025 General Election

11/4/2025

Page 126

Official Results

Registered Voters

8548 of 15151 = 56.42%

Precincts Reporting

0 of 42 = 0.00%

26-C Eastsound

13 of 24 registered voters = 54.17%

Port of Orcas Commissioner 1

Choice	Party	Absentee Voting	Early Voting	Total
Allan Tone		8 100.00%	0 0.00%	8 100.00%
	Cast Votes:	8 100.00%	0 0.00%	8 100.00%
	Undervotes:	5	0	5
	Overvotes:	0	0	0
	Unresolved write-in votes:	0	0	0

Port of Orcas Commissioner 2

Choice	Party	Absentee Voting	Early Voting	Total
Richard Fant		8 100.00%	0 0.00%	8 100.00%
	Cast Votes:	8 100.00%	0 0.00%	8 100.00%
	Undervotes:	5	0	5
	Overvotes:	0	0	0
	Unresolved write-in votes:	0	0	0

Port of Orcas Commissioner 4

Choice	Party	Absentee Voting	Early Voting	Total
Robert Hamilton		8 100.00%	0 0.00%	8 100.00%
	Cast Votes:	8 100.00%	0 0.00%	8 100.00%
	Undervotes:	5	0	5
	Overvotes:	0	0	0
	Unresolved write-in votes:	0	0	0

Orcas Island Park & Rec District Commissioner 2

Choice	Party	Absentee Voting	Early Voting	Total
Bob Eagan		8 100.00%	0 0.00%	8 100.00%
	Cast Votes:	8 100.00%	0 0.00%	8 100.00%
	Undervotes:	5	0	5
	Overvotes:	0	0	0
	Unresolved write-in votes:	0	0	0

Precinct Results Report

2025 General Election

Run Time 4:56 PM

Run Date 11/24/2025

San Juan County

2025 General Election

11/4/2025

Page 127

Official Results

Registered Voters

8548 of 15151 = 56.42%

Precincts Reporting

0 of 42 = 0.00%

26-C Eastsound

13 of 24 registered voters = 54.17%

Orcas Island Park & Rec District Commissioner 4

Choice	Party	Absentee Voting	Early Voting	Total
Woody Ciskowski		6 100.00%	0 0.00%	6 100.00%
Joseph Segault (W)		0 0.00%	0 0.00%	0 0.00%
Cast Votes:		6 100.00%	0 0.00%	6 100.00%
Undervotes:		5	0	5
Overvotes:		0	0	0
Unresolved write-in votes:		2	0	2

Orcas Island Park & Rec District Commissioner 5

Choice	Party	Absentee Voting	Early Voting	Total
Deborah Heffley Jones		8 100.00%	0 0.00%	8 100.00%
Cast Votes:		8 100.00%	0 0.00%	8 100.00%
Undervotes:		5	0	5
Overvotes:		0	0	0
Unresolved write-in votes:		0	0	0

SJC Cemetery District No. 3 Commissioner 1

Choice	Party	Absentee Voting	Early Voting	Total
Patricia Resch		8 100.00%	0 0.00%	8 100.00%
Cast Votes:		8 100.00%	0 0.00%	8 100.00%
Undervotes:		5	0	5
Overvotes:		0	0	0
Unresolved write-in votes:		0	0	0

SJC Cemetery District No. 3 Commissioner 3

Choice	Party	Absentee Voting	Early Voting	Total
Glenn Aust		8 100.00%	0 0.00%	8 100.00%
Cast Votes:		8 100.00%	0 0.00%	8 100.00%
Undervotes:		5	0	5
Overvotes:		0	0	0
Unresolved write-in votes:		0	0	0

Precinct Results Report

2025 General Election

Run Time 4:56 PM

Run Date 11/24/2025

San Juan County

2025 General Election

11/4/2025

Page 128

Official Results

Registered Voters

8548 of 15151 = 56.42%

Precincts Reporting

0 of 42 = 0.00%

26-C Eastsound

13 of 24 registered voters = 54.17%

SJC Public Hospital District No. 3 Commissioner 2

Choice	Party	Absentee Voting	Early Voting	Total
Alison Sanders		8 100.00%	0 0.00%	8 100.00%
	Cast Votes:	8 100.00%	0 0.00%	8 100.00%
	Undervotes:	5	0	5
	Overvotes:	0	0	0
	Unresolved write-in votes:	0	0	0

SJC Public Hospital District No. 3 Commissioner 4

Choice	Party	Absentee Voting	Early Voting	Total
Diane L Boteler		8 100.00%	0 0.00%	8 100.00%
	Cast Votes:	8 100.00%	0 0.00%	8 100.00%
	Undervotes:	5	0	5
	Overvotes:	0	0	0
	Unresolved write-in votes:	0	0	0

Eastsound Sewer & Water District Commissioner 1

Choice	Party	Absentee Voting	Early Voting	Total
Eric Sturtz		8 100.00%	0 0.00%	8 100.00%
	Cast Votes:	8 100.00%	0 0.00%	8 100.00%
	Undervotes:	5	0	5
	Overvotes:	0	0	0
	Unresolved write-in votes:	0	0	0

Orcas Island School District No. 137 - Proposition No. 1 - Capital Projects Levy for Sitework and Safety Improvements

Choice	Party	Absentee Voting	Early Voting	Total
Yes		12 100.00%	0 0.00%	12 100.00%
No		0 0.00%	0 0.00%	0 0.00%
	Cast Votes:	12 100.00%	0 0.00%	12 100.00%
	Undervotes:	1	0	1
	Overvotes:	0	0	0
	Unresolved write-in votes:	0	0	0

Precinct Results Report

2025 General Election

Run Time 4:56 PM

Run Date 11/24/2025

San Juan County

2025 General Election

11/4/2025

Page 129

Official Results

Registered Voters

8548 of 15151 = 56.42%

Precincts Reporting

0 of 42 = 0.00%

26-C Eastsound

13 of 24 registered voters = 54.17%

Orcas Island School District No. 137 - Proposition No. 2 - Educational Programs and Operations Levy

Choice	Party	Absentee Voting		Early Voting		Total	
Yes		9	75.00%	0	0.00%	9	75.00%
No		3	25.00%	0	0.00%	3	25.00%
Cast Votes:		12	100.00%	0	0.00%	12	100.00%
Undervotes:		1		0		1	
Overvotes:		0		0		0	
Unresolved write-in votes:		0		0		0	

SJC Fire Protection District No. 2 - Proposition No. 1 - General Obligation Bonds - \$18,500,000

Choice	Party	Absentee Voting		Early Voting		Total	
Yes		8	66.67%	0	0.00%	8	66.67%
No		4	33.33%	0	0.00%	4	33.33%
Cast Votes:		12	100.00%	0	0.00%	12	100.00%
Undervotes:		1		0		1	
Overvotes:		0		0		0	
Unresolved write-in votes:		0		0		0	

Orcas Island Library District - Proposition No. 1 - Establishing Regular Property Tax Levy Rate

Choice	Party	Absentee Voting		Early Voting		Total	
Yes		7	63.64%	0	0.00%	7	63.64%
No		4	36.36%	0	0.00%	4	36.36%
Cast Votes:		11	100.00%	0	0.00%	11	100.00%
Undervotes:		2		0		2	
Overvotes:		0		0		0	
Unresolved write-in votes:		0		0		0	

Precinct Results Report

2025 General Election

Run Time 4:56 PM

Run Date 11/24/2025

San Juan County

2025 General Election

11/4/2025

Page 130

Official Results

Registered Voters

8548 of 15151 = 56.42%

Precincts Reporting

0 of 42 = 0.00%

27-A Orcas East

342 of 598 registered voters = 57.19%

State of Washington - Senate Joint Resolution 8201

Choice	Party	Absentee Voting		Early Voting		Total	
Approved		206	63.19%	0	0.00%	206	63.19%
Rejected		120	36.81%	0	0.00%	120	36.81%
	Cast Votes:	326	100.00%	0	0.00%	326	100.00%
	Undervotes:	16		0		16	
	Overvotes:	0		0		0	
	Unresolved write-in votes:	0		0		0	

Orcas Island School District No. 137 Director 1

Choice	Party	Absentee Voting		Early Voting		Total	
Pamela Dobie Key		197	100.00%	0	0.00%	197	100.00%
	Cast Votes:	197	100.00%	0	0.00%	197	100.00%
	Undervotes:	142		0		142	
	Overvotes:	0		0		0	
	Unresolved write-in votes:	3		0		3	

Orcas Island School District No. 137 Director 2

Choice	Party	Absentee Voting		Early Voting		Total	
Michael Alperin		215	100.00%	0	0.00%	215	100.00%
	Cast Votes:	215	100.00%	0	0.00%	215	100.00%
	Undervotes:	121		0		121	
	Overvotes:	0		0		0	
	Unresolved write-in votes:	6		0		6	

Orcas Island School District No. 137 Director 3

Choice	Party	Absentee Voting		Early Voting		Total	
Stefan Maxfield		192	100.00%	0	0.00%	192	100.00%
	Cast Votes:	192	100.00%	0	0.00%	192	100.00%
	Undervotes:	147		0		147	
	Overvotes:	0		0		0	
	Unresolved write-in votes:	3		0		3	

Precinct Results Report

San Juan County

Official Results

2025 General Election

2025 General Election

Registered Voters

8548 of 15151 = 56.42%

Run Time 4:56 PM

11/4/2025

Precincts Reporting

0 of 42 = 0.00%

Run Date 11/24/2025

Page 131

27-A Orcas East

342 of 598 registered voters = 57.19%

Orcas Island School District No. 137 Director 4

Choice	Party	Absentee Voting	Early Voting	Total
Ady Kenady		212 100.00%	0 0.00%	212 100.00%
	Cast Votes:	212 100.00%	0 0.00%	212 100.00%
	Undervotes:	128	0	128
	Overvotes:	0	0	0
	Unresolved write-in votes:	2	0	2

SJC Fire Protection District No. 2 Commissioner 1

Choice	Party	Absentee Voting	Early Voting	Total
R.J. Myers		194 100.00%	0 0.00%	194 100.00%
	Cast Votes:	194 100.00%	0 0.00%	194 100.00%
	Undervotes:	144	0	144
	Overvotes:	0	0	0
	Unresolved write-in votes:	4	0	4

SJC Fire Protection District No. 2 Commissioner 4

Choice	Party	Absentee Voting	Early Voting	Total
Elisabeth Darby Britt		211 100.00%	0 0.00%	211 100.00%
	Cast Votes:	211 100.00%	0 0.00%	211 100.00%
	Undervotes:	126	0	126
	Overvotes:	0	0	0
	Unresolved write-in votes:	5	0	5

SJC Fire Protection District No. 2 Commissioner 5

Choice	Party	Absentee Voting	Early Voting	Total
Karen Guice		209 100.00%	0 0.00%	209 100.00%
	Cast Votes:	209 100.00%	0 0.00%	209 100.00%
	Undervotes:	131	0	131
	Overvotes:	0	0	0
	Unresolved write-in votes:	2	0	2

Precinct Results Report

2025 General Election

Run Time 4:56 PM

Run Date 11/24/2025

San Juan County

2025 General Election

11/4/2025

Page 132

Official Results

Registered Voters

8548 of 15151 = 56.42%

Precincts Reporting

0 of 42 = 0.00%

27-A Orcas East

342 of 598 registered voters = 57.19%

Port of Orcas Commissioner 1

Choice	Party	Absentee Voting		Early Voting		Total	
Allan Tone		209	100.00%	0	0.00%	209	100.00%
	Cast Votes:	209	100.00%	0	0.00%	209	100.00%
	Undervotes:	132		0		132	
	Overvotes:	0		0		0	
	Unresolved write-in votes:	1		0		1	

Port of Orcas Commissioner 2

Choice	Party	Absentee Voting		Early Voting		Total	
Richard Fant		208	100.00%	0	0.00%	208	100.00%
	Cast Votes:	208	100.00%	0	0.00%	208	100.00%
	Undervotes:	133		0		133	
	Overvotes:	0		0		0	
	Unresolved write-in votes:	1		0		1	

Port of Orcas Commissioner 4

Choice	Party	Absentee Voting		Early Voting		Total	
Robert Hamilton		203	100.00%	0	0.00%	203	100.00%
	Cast Votes:	203	100.00%	0	0.00%	203	100.00%
	Undervotes:	139		0		139	
	Overvotes:	0		0		0	
	Unresolved write-in votes:	0		0		0	

Orcas Island Park & Rec District Commissioner 2

Choice	Party	Absentee Voting		Early Voting		Total	
Bob Eagan		227	100.00%	0	0.00%	227	100.00%
	Cast Votes:	227	100.00%	0	0.00%	227	100.00%
	Undervotes:	111		0		111	
	Overvotes:	0		0		0	
	Unresolved write-in votes:	4		0		4	

Precinct Results Report

San Juan County

Official Results

2025 General Election

2025 General Election

Registered Voters

8548 of 15151 = 56.42%

Run Time 4:56 PM

11/4/2025

Precincts Reporting

0 of 42 = 0.00%

Run Date 11/24/2025

Page 133

27-A Orcas East

342 of 598 registered voters = 57.19%

Orcas Island Park & Rec District Commissioner 4

Choice	Party	Absentee Voting	Early Voting	Total
Woody Ciskowski		227 100.00%	0 0.00%	227 100.00%
Joseph Segault (W)		0 0.00%	0 0.00%	0 0.00%
Cast Votes:		227 100.00%	0 0.00%	227 100.00%
Undervotes:		106	0	106
Overvotes:		0	0	0
Unresolved write-in votes:		9	0	9

Orcas Island Park & Rec District Commissioner 5

Choice	Party	Absentee Voting	Early Voting	Total
Deborah Heffley Jones		214 100.00%	0 0.00%	214 100.00%
Cast Votes:		214 100.00%	0 0.00%	214 100.00%
Undervotes:		125	0	125
Overvotes:		0	0	0
Unresolved write-in votes:		3	0	3

SJC Public Hospital District No. 3 Commissioner 2

Choice	Party	Absentee Voting	Early Voting	Total
Alison Sanders		216 100.00%	0 0.00%	216 100.00%
Cast Votes:		216 100.00%	0 0.00%	216 100.00%
Undervotes:		124	0	124
Overvotes:		0	0	0
Unresolved write-in votes:		2	0	2

SJC Public Hospital District No. 3 Commissioner 4

Choice	Party	Absentee Voting	Early Voting	Total
Diane L Boteler		199 100.00%	0 0.00%	199 100.00%
Cast Votes:		199 100.00%	0 0.00%	199 100.00%
Undervotes:		139	0	139
Overvotes:		0	0	0
Unresolved write-in votes:		4	0	4

Precinct Results Report

2025 General Election

Run Time 4:56 PM

Run Date 11/24/2025

San Juan County

2025 General Election

11/4/2025

Page 134

Official Results

Registered Voters

8548 of 15151 = 56.42%

Precincts Reporting

0 of 42 = 0.00%

27-A Orcas East

342 of 598 registered voters = 57.19%

Orcas Island School District No. 137 - Proposition No. 1 - Capital Projects Levy for Sitework and Safety Improvements

Choice	Party	Absentee Voting		Early Voting		Total	
Yes		205	62.12%	0	0.00%	205	62.12%
No		125	37.88%	0	0.00%	125	37.88%
Cast Votes:		330	100.00%	0	0.00%	330	100.00%
Undervotes:		12		0		12	
Overvotes:		0		0		0	
Unresolved write-in votes:		0		0		0	

Orcas Island School District No. 137 - Proposition No. 2 - Educational Programs and Operations Levy

Choice	Party	Absentee Voting		Early Voting		Total	
Yes		223	66.37%	0	0.00%	223	66.37%
No		113	33.63%	0	0.00%	113	33.63%
Cast Votes:		336	100.00%	0	0.00%	336	100.00%
Undervotes:		6		0		6	
Overvotes:		0		0		0	
Unresolved write-in votes:		0		0		0	

SJC Fire Protection District No. 2 - Proposition No. 1 - General Obligation Bonds - \$18,500,000

Choice	Party	Absentee Voting		Early Voting		Total	
Yes		219	65.96%	0	0.00%	219	65.96%
No		113	34.04%	0	0.00%	113	34.04%
Cast Votes:		332	100.00%	0	0.00%	332	100.00%
Undervotes:		10		0		10	
Overvotes:		0		0		0	
Unresolved write-in votes:		0		0		0	

Precinct Results Report

2025 General Election

Run Time 4:56 PM

Run Date 11/24/2025

San Juan County

2025 General Election

11/4/2025

Page 135

Official Results

Registered Voters

8548 of 15151 = 56.42%

Precincts Reporting

0 of 42 = 0.00%

27-A Orcas East

342 of 598 registered voters = 57.19%

Orcas Island Library District - Proposition No. 1 - Establishing Regular Property Tax Levy Rate

Choice	Party	Absentee Voting		Early Voting		Total	
Yes		222	66.27%	0	0.00%	222	66.27%
No		113	33.73%	0	0.00%	113	33.73%
	Cast Votes:	335	100.00%	0	0.00%	335	100.00%
	Undervotes:	7		0		7	
	Overvotes:	0		0		0	
	Unresolved write-in votes:	0		0		0	

Precinct Results Report

2025 General Election

Run Time 4:56 PM

Run Date 11/24/2025

San Juan County

2025 General Election

11/4/2025

Page 136

Official Results

Registered Voters

8548 of 15151 = 56.42%

Precincts Reporting

0 of 42 = 0.00%

27-B Orcas East

243 of 402 registered voters = 60.45%

State of Washington - Senate Joint Resolution 8201

Choice	Party	Absentee Voting		Early Voting		Total	
Approved		143	63.00%	0	0.00%	143	63.00%
Rejected		84	37.00%	0	0.00%	84	37.00%
	Cast Votes:	227	100.00%	0	0.00%	227	100.00%
	Undervotes:	16		0		16	
	Overvotes:	0		0		0	
	Unresolved write-in votes:	0		0		0	

Orcas Island School District No. 137 Director 1

Choice	Party	Absentee Voting		Early Voting		Total	
Pamela Dobie Key		130	100.00%	0	0.00%	130	100.00%
	Cast Votes:	130	100.00%	0	0.00%	130	100.00%
	Undervotes:	110		0		110	
	Overvotes:	0		0		0	
	Unresolved write-in votes:	3		0		3	

Orcas Island School District No. 137 Director 2

Choice	Party	Absentee Voting		Early Voting		Total	
Michael Alperin		143	100.00%	0	0.00%	143	100.00%
	Cast Votes:	143	100.00%	0	0.00%	143	100.00%
	Undervotes:	99		0		99	
	Overvotes:	0		0		0	
	Unresolved write-in votes:	1		0		1	

Orcas Island School District No. 137 Director 3

Choice	Party	Absentee Voting		Early Voting		Total	
Stefan Maxfield		124	100.00%	0	0.00%	124	100.00%
	Cast Votes:	124	100.00%	0	0.00%	124	100.00%
	Undervotes:	117		0		117	
	Overvotes:	0		0		0	
	Unresolved write-in votes:	2		0		2	

Precinct Results Report

2025 General Election

Run Time 4:56 PM

Run Date 11/24/2025

San Juan County

2025 General Election

11/4/2025

Page 137

Official Results

Registered Voters

8548 of 15151 = 56.42%

Precincts Reporting

0 of 42 = 0.00%

27-B Orcas East

243 of 402 registered voters = 60.45%

Orcas Island School District No. 137 Director 4

Choice	Party	Absentee Voting		Early Voting		Total	
Ady Kenady		141	100.00%	0	0.00%	141	100.00%
	Cast Votes:	141	100.00%	0	0.00%	141	100.00%
	Undervotes:	102		0		102	
	Overvotes:	0		0		0	
	Unresolved write-in votes:	0		0		0	

SJC Fire Protection District No. 2 Commissioner 1

Choice	Party	Absentee Voting		Early Voting		Total	
R.J. Myers		123	100.00%	0	0.00%	123	100.00%
	Cast Votes:	123	100.00%	0	0.00%	123	100.00%
	Undervotes:	119		0		119	
	Overvotes:	0		0		0	
	Unresolved write-in votes:	1		0		1	

SJC Fire Protection District No. 2 Commissioner 4

Choice	Party	Absentee Voting		Early Voting		Total	
Elisabeth Darby Britt		141	100.00%	0	0.00%	141	100.00%
	Cast Votes:	141	100.00%	0	0.00%	141	100.00%
	Undervotes:	101		0		101	
	Overvotes:	0		0		0	
	Unresolved write-in votes:	1		0		1	

SJC Fire Protection District No. 2 Commissioner 5

Choice	Party	Absentee Voting		Early Voting		Total	
Karen Guice		139	100.00%	0	0.00%	139	100.00%
	Cast Votes:	139	100.00%	0	0.00%	139	100.00%
	Undervotes:	103		0		103	
	Overvotes:	0		0		0	
	Unresolved write-in votes:	1		0		1	

Precinct Results Report

2025 General Election

Run Time 4:56 PM

Run Date 11/24/2025

San Juan County

2025 General Election

11/4/2025

Page 138

Official Results

Registered Voters

8548 of 15151 = 56.42%

Precincts Reporting

0 of 42 = 0.00%

27-B Orcas East

243 of 402 registered voters = 60.45%

Port of Orcas Commissioner 1

Choice	Party	Absentee Voting		Early Voting		Total	
Allan Tone		142	100.00%	0	0.00%	142	100.00%
	Cast Votes:	142	100.00%	0	0.00%	142	100.00%
	Undervotes:	99		0		99	
	Overvotes:	0		0		0	
	Unresolved write-in votes:	2		0		2	

Port of Orcas Commissioner 2

Choice	Party	Absentee Voting		Early Voting		Total	
Richard Fant		148	100.00%	0	0.00%	148	100.00%
	Cast Votes:	148	100.00%	0	0.00%	148	100.00%
	Undervotes:	94		0		94	
	Overvotes:	0		0		0	
	Unresolved write-in votes:	1		0		1	

Port of Orcas Commissioner 4

Choice	Party	Absentee Voting		Early Voting		Total	
Robert Hamilton		143	100.00%	0	0.00%	143	100.00%
	Cast Votes:	143	100.00%	0	0.00%	143	100.00%
	Undervotes:	98		0		98	
	Overvotes:	0		0		0	
	Unresolved write-in votes:	2		0		2	

Orcas Island Park & Rec District Commissioner 2

Choice	Party	Absentee Voting		Early Voting		Total	
Bob Eagan		156	100.00%	0	0.00%	156	100.00%
	Cast Votes:	156	100.00%	0	0.00%	156	100.00%
	Undervotes:	86		0		86	
	Overvotes:	0		0		0	
	Unresolved write-in votes:	1		0		1	

Precinct Results Report

San Juan County

Official Results

2025 General Election

2025 General Election

Registered Voters

8548 of 15151 = 56.42%

Run Time 4:56 PM

11/4/2025

Precincts Reporting

0 of 42 = 0.00%

Run Date 11/24/2025

Page 139

27-B Orcas East

243 of 402 registered voters = 60.45%

Orcas Island Park & Rec District Commissioner 4

Choice	Party	Absentee Voting	Early Voting	Total
Woody Ciskowski		156 100.00%	0 0.00%	156 100.00%
Joseph Segault (W)		0 0.00%	0 0.00%	0 0.00%
Cast Votes:		156 100.00%	0 0.00%	156 100.00%
Undervotes:		75	0	75
Overvotes:		0	0	0
Unresolved write-in votes:		12	0	12

Orcas Island Park & Rec District Commissioner 5

Choice	Party	Absentee Voting	Early Voting	Total
Deborah Heffley Jones		148 100.00%	0 0.00%	148 100.00%
Cast Votes:		148 100.00%	0 0.00%	148 100.00%
Undervotes:		94	0	94
Overvotes:		0	0	0
Unresolved write-in votes:		1	0	1

SJC Public Hospital District No. 3 Commissioner 2

Choice	Party	Absentee Voting	Early Voting	Total
Alison Sanders		146 100.00%	0 0.00%	146 100.00%
Cast Votes:		146 100.00%	0 0.00%	146 100.00%
Undervotes:		96	0	96
Overvotes:		0	0	0
Unresolved write-in votes:		1	0	1

SJC Public Hospital District No. 3 Commissioner 4

Choice	Party	Absentee Voting	Early Voting	Total
Diane L Boteler		139 100.00%	0 0.00%	139 100.00%
Cast Votes:		139 100.00%	0 0.00%	139 100.00%
Undervotes:		103	0	103
Overvotes:		0	0	0
Unresolved write-in votes:		1	0	1

Precinct Results Report

San Juan County

Official Results

2025 General Election

2025 General Election

Registered Voters

8548 of 15151 = 56.42%

Run Time 4:56 PM

11/4/2025

Precincts Reporting

0 of 42 = 0.00%

Run Date 11/24/2025

Page 140

27-B Orcas East

243 of 402 registered voters = 60.45%

Eastsound Sewer & Water District Commissioner 1

Choice	Party	Absentee Voting		Early Voting		Total	
Eric Sturtz		138	100.00%	0	0.00%	138	100.00%
	Cast Votes:	138	100.00%	0	0.00%	138	100.00%
	Undervotes:	104		0		104	
	Overvotes:	0		0		0	
	Unresolved write-in votes:	1		0		1	

Orcas Island School District No. 137 - Proposition No. 1 - Capital Projects Levy for Sitework and Safety Improvements

Choice	Party	Absentee Voting		Early Voting		Total	
Yes		141	60.00%	0	0.00%	141	60.00%
No		94	40.00%	0	0.00%	94	40.00%
	Cast Votes:	235	100.00%	0	0.00%	235	100.00%
	Undervotes:	8		0		8	
	Overvotes:	0		0		0	
	Unresolved write-in votes:	0		0		0	

Orcas Island School District No. 137 - Proposition No. 2 - Educational Programs and Operations Levy

Choice	Party	Absentee Voting		Early Voting		Total	
Yes		164	67.77%	0	0.00%	164	67.77%
No		78	32.23%	0	0.00%	78	32.23%
	Cast Votes:	242	100.00%	0	0.00%	242	100.00%
	Undervotes:	1		0		1	
	Overvotes:	0		0		0	
	Unresolved write-in votes:	0		0		0	

SJC Fire Protection District No. 2 - Proposition No. 1 - General Obligation Bonds - \$18,500,000

Choice	Party	Absentee Voting		Early Voting		Total	
Yes		168	71.19%	0	0.00%	168	71.19%
No		68	28.81%	0	0.00%	68	28.81%
	Cast Votes:	236	100.00%	0	0.00%	236	100.00%
	Undervotes:	7		0		7	
	Overvotes:	0		0		0	
	Unresolved write-in votes:	0		0		0	

Precinct Results Report

2025 General Election

Run Time 4:56 PM

Run Date 11/24/2025

San Juan County

2025 General Election

11/4/2025

Page 141

Official Results

Registered Voters

8548 of 15151 = 56.42%

Precincts Reporting

0 of 42 = 0.00%

27-B Orcas East

243 of 402 registered voters = 60.45%

Orcas Island Library District - Proposition No. 1 - Establishing Regular Property Tax Levy Rate

Choice	Party	Absentee Voting		Early Voting		Total	
Yes		163	67.36%	0	0.00%	163	67.36%
No		79	32.64%	0	0.00%	79	32.64%
	Cast Votes:	242	100.00%	0	0.00%	242	100.00%
	Undervotes:	1		0		1	
	Overvotes:	0		0		0	
	Unresolved write-in votes:	0		0		0	

Precinct Results Report

San Juan County

Official Results

2025 General Election

2025 General Election

Registered Voters

8548 of 15151 = 56.42%

Run Time 4:56 PM

11/4/2025

Precincts Reporting

0 of 42 = 0.00%

Run Date 11/24/2025

Page 142

28 Blakely & Outer Is

21 of 55 registered voters = 38.18%

State of Washington - Senate Joint Resolution 8201

Choice	Party	Absentee Voting		Early Voting		Total	
Approved		18	85.71%	0	0.00%	18	85.71%
Rejected		3	14.29%	0	0.00%	3	14.29%
	Cast Votes:	21	100.00%	0	0.00%	21	100.00%
	Undervotes:	0		0		0	
	Overvotes:	0		0		0	
	Unresolved write-in votes:	0		0		0	

Orcas Island School District No. 137 Director 1

Choice	Party	Absentee Voting		Early Voting		Total	
Pamela Dobie Key		18	100.00%	0	0.00%	18	100.00%
	Cast Votes:	18	100.00%	0	0.00%	18	100.00%
	Undervotes:	3		0		3	
	Overvotes:	0		0		0	
	Unresolved write-in votes:	0		0		0	

Orcas Island School District No. 137 Director 2

Choice	Party	Absentee Voting		Early Voting		Total	
Michael Alperin		18	100.00%	0	0.00%	18	100.00%
	Cast Votes:	18	100.00%	0	0.00%	18	100.00%
	Undervotes:	3		0		3	
	Overvotes:	0		0		0	
	Unresolved write-in votes:	0		0		0	

Orcas Island School District No. 137 Director 3

Choice	Party	Absentee Voting		Early Voting		Total	
Stefan Maxfield		18	100.00%	0	0.00%	18	100.00%
	Cast Votes:	18	100.00%	0	0.00%	18	100.00%
	Undervotes:	3		0		3	
	Overvotes:	0		0		0	
	Unresolved write-in votes:	0		0		0	

Precinct Results Report

2025 General Election

Run Time 4:56 PM

Run Date 11/24/2025

San Juan County

2025 General Election

11/4/2025

Page 143

Official Results

Registered Voters

8548 of 15151 = 56.42%

Precincts Reporting

0 of 42 = 0.00%

28 Blakely & Outer Is

21 of 55 registered voters = 38.18%

Orcas Island School District No. 137 Director 4

Choice	Party	Absentee Voting		Early Voting		Total	
Ady Kenady		18	100.00%	0	0.00%	18	100.00%
Cast Votes:		18	100.00%	0	0.00%	18	100.00%
Undervotes:		3		0		3	
Overvotes:		0		0		0	
Unresolved write-in votes:		0		0		0	

Orcas Island School District No. 137 - Proposition No. 1 - Capital Projects Levy for Sitework and Safety Improvements

Choice	Party	Absentee Voting		Early Voting		Total	
Yes		15	83.33%	0	0.00%	15	83.33%
No		3	16.67%	0	0.00%	3	16.67%
Cast Votes:		18	100.00%	0	0.00%	18	100.00%
Undervotes:		3		0		3	
Overvotes:		0		0		0	
Unresolved write-in votes:		0		0		0	

Orcas Island School District No. 137 - Proposition No. 2 - Educational Programs and Operations Levy

Choice	Party	Absentee Voting		Early Voting		Total	
Yes		14	73.68%	0	0.00%	14	73.68%
No		5	26.32%	0	0.00%	5	26.32%
Cast Votes:		19	100.00%	0	0.00%	19	100.00%
Undervotes:		2		0		2	
Overvotes:		0		0		0	
Unresolved write-in votes:		0		0		0	

Precinct Results Report

2025 General Election

Run Time 4:56 PM

Run Date 11/24/2025

San Juan County

2025 General Election

11/4/2025

Page 144

Official Results

Registered Voters

8548 of 15151 = 56.42%

Precincts Reporting

0 of 42 = 0.00%

30 Lopez NW

168 of 258 registered voters = 65.12%

State of Washington - Senate Joint Resolution 8201

Choice	Party	Absentee Voting		Early Voting		Total	
Approved		113	72.44%	0	0.00%	113	72.44%
Rejected		43	27.56%	0	0.00%	43	27.56%
	Cast Votes:	156	100.00%	0	0.00%	156	100.00%
	Undervotes:	12		0		12	
	Overvotes:	0		0		0	
	Unresolved write-in votes:	0		0		0	

Lopez Island School District No. 144 Director 1

Choice	Party	Absentee Voting		Early Voting		Total	
Andrew Nichols		125	100.00%	0	0.00%	125	100.00%
	Cast Votes:	125	100.00%	0	0.00%	125	100.00%
	Undervotes:	43		0		43	
	Overvotes:	0		0		0	
	Unresolved write-in votes:	0		0		0	

Lopez Island School District No. 144 Director 2

Choice	Party	Absentee Voting		Early Voting		Total	
Matthew Bullock		95	100.00%	0	0.00%	95	100.00%
	Cast Votes:	95	100.00%	0	0.00%	95	100.00%
	Undervotes:	72		0		72	
	Overvotes:	0		0		0	
	Unresolved write-in votes:	1		0		1	

Lopez Island School District No. 144 Director 5

Choice	Party	Absentee Voting		Early Voting		Total	
Matthew Kredell		105	100.00%	0	0.00%	105	100.00%
	Cast Votes:	105	100.00%	0	0.00%	105	100.00%
	Undervotes:	62		0		62	
	Overvotes:	0		0		0	
	Unresolved write-in votes:	1		0		1	

Precinct Results Report

2025 General Election

Run Time 4:56 PM

Run Date 11/24/2025

San Juan County

2025 General Election

11/4/2025

Page 145

Official Results

Registered Voters

8548 of 15151 = 56.42%

Precincts Reporting

0 of 42 = 0.00%

30 Lopez NW

168 of 258 registered voters = 65.12%

SJC Fire Protection District No. 4 Commissioner 1

Choice	Party	Absentee Voting		Early Voting		Total	
Rebecca Smith		111	100.00%	0	0.00%	111	100.00%
	Cast Votes:	111	100.00%	0	0.00%	111	100.00%
	Undervotes:	52		0		52	
	Overvotes:	0		0		0	
	Unresolved write-in votes:	5		0		5	

SJC Fire Protection District No. 4 Commissioner 3

Choice	Party	Absentee Voting		Early Voting		Total	
Shirwin Smith		118	100.00%	0	0.00%	118	100.00%
	Cast Votes:	118	100.00%	0	0.00%	118	100.00%
	Undervotes:	50		0		50	
	Overvotes:	0		0		0	
	Unresolved write-in votes:	0		0		0	

Port of Lopez Commissioner 3

Choice	Party	Absentee Voting		Early Voting		Total	
Paul S. Henriksen		115	100.00%	0	0.00%	115	100.00%
	Cast Votes:	115	100.00%	0	0.00%	115	100.00%
	Undervotes:	51		0		51	
	Overvotes:	0		0		0	
	Unresolved write-in votes:	2		0		2	

Lopez Island Park & Rec District Commissioner 1

Choice	Party	Absentee Voting		Early Voting		Total	
Lynn Slaughter		99	100.00%	0	0.00%	99	100.00%
	Cast Votes:	99	100.00%	0	0.00%	99	100.00%
	Undervotes:	65		0		65	
	Overvotes:	0		0		0	
	Unresolved write-in votes:	4		0		4	

Precinct Results Report

2025 General Election

Run Time 4:56 PM

Run Date 11/24/2025

San Juan County

2025 General Election

11/4/2025

Page 146

Official Results

Registered Voters

8548 of 15151 = 56.42%

Precincts Reporting

0 of 42 = 0.00%

30 Lopez NW

168 of 258 registered voters = 65.12%

Lopez Island Park & Rec District Commissioner 2

Choice	Party	Absentee Voting		Early Voting		Total	
Brady Smith		107	100.00%	0	0.00%	107	100.00%
	Cast Votes:	107	100.00%	0	0.00%	107	100.00%
	Undervotes:	58		0		58	
	Overvotes:	0		0		0	
	Unresolved write-in votes:	3		0		3	

Lopez Island Park & Rec District Commissioner 3

Choice	Party	Absentee Voting		Early Voting		Total	
Jenny Poole		106	100.00%	0	0.00%	106	100.00%
	Cast Votes:	106	100.00%	0	0.00%	106	100.00%
	Undervotes:	59		0		59	
	Overvotes:	0		0		0	
	Unresolved write-in votes:	3		0		3	

Lopez Island Park & Rec District Commissioner 4

Choice	Party	Absentee Voting		Early Voting		Total	
Bridie Spreine		69	47.26%	0	0.00%	69	47.26%
Chuenchom S. Greacen		77	52.74%	0	0.00%	77	52.74%
	Cast Votes:	146	100.00%	0	0.00%	146	100.00%
	Undervotes:	21		0		21	
	Overvotes:	0		0		0	
	Unresolved write-in votes:	1		0		1	

Lopez Island Park & Rec District Commissioner 5

Choice	Party	Absentee Voting		Early Voting		Total	
Christopher 'Kit' Ledbetter		75	53.57%	0	0.00%	75	53.57%
Dan Post		65	46.43%	0	0.00%	65	46.43%
	Cast Votes:	140	100.00%	0	0.00%	140	100.00%
	Undervotes:	28		0		28	
	Overvotes:	0		0		0	
	Unresolved write-in votes:	0		0		0	

Precinct Results Report

San Juan County

Official Results

2025 General Election

2025 General Election

Registered Voters

8548 of 15151 = 56.42%

Precincts Reporting

0 of 42 = 0.00%

Run Time 4:56 PM

11/4/2025

Run Date 11/24/2025

Page 147

30 Lopez NW

168 of 258 registered voters = 65.12%

SJC Public Hospital District No. 2 Commissioner 1

Choice	Party	Absentee Voting		Early Voting		Total	
Jessica Velo		108	100.00%	0	0.00%	108	100.00%
	Cast Votes:	108	100.00%	0	0.00%	108	100.00%
	Undervotes:	57		0		57	
	Overvotes:	0		0		0	
	Unresolved write-in votes:	3		0		3	

SJC Public Hospital District No. 2 Commissioner 2

Choice	Party	Absentee Voting		Early Voting		Total	
Steven Greenstein		73	52.14%	0	0.00%	73	52.14%
Corey Casper		67	47.86%	0	0.00%	67	47.86%
	Cast Votes:	140	100.00%	0	0.00%	140	100.00%
	Undervotes:	28		0		28	
	Overvotes:	0		0		0	
	Unresolved write-in votes:	0		0		0	

SJC Public Hospital District No. 2 Commissioner 5

Choice	Party	Absentee Voting		Early Voting		Total	
Albert Berger		63	42.28%	0	0.00%	63	42.28%
Heather Arps		86	57.72%	0	0.00%	86	57.72%
	Cast Votes:	149	100.00%	0	0.00%	149	100.00%
	Undervotes:	19		0		19	
	Overvotes:	0		0		0	
	Unresolved write-in votes:	0		0		0	

Lopez Island Park and Rec District - Proposition No. 1 - Formation of Lopez Island Park and Recreation District

Choice	Party	Absentee Voting		Early Voting		Total	
Yes		118	71.08%	0	0.00%	118	71.08%
No		48	28.92%	0	0.00%	48	28.92%
	Cast Votes:	166	100.00%	0	0.00%	166	100.00%
	Undervotes:	2		0		2	
	Overvotes:	0		0		0	
	Unresolved write-in votes:	0		0		0	

Precinct Results Report

2025 General Election

Run Time 4:56 PM

Run Date 11/24/2025

San Juan County

2025 General Election

11/4/2025

Page 148

Official Results

Registered Voters

8548 of 15151 = 56.42%

Precincts Reporting

0 of 42 = 0.00%

30 Lopez NW

168 of 258 registered voters = 65.12%

Lopez Island Park and Rec District - Proposition No. 2 - Levy

Choice	Party	Absentee Voting		Early Voting		Total	
Yes		98	58.68%	0	0.00%	98	58.68%
No		69	41.32%	0	0.00%	69	41.32%
Cast Votes:		167	100.00%	0	0.00%	167	100.00%
Undervotes:		1		0		1	
Overvotes:		0		0		0	
Unresolved write-in votes:		0		0		0	

Lopez Solid Waste Disposal District - Proposition No. 1 - Excess Property Tax Levy for 2026

Choice	Party	Absentee Voting		Early Voting		Total	
Yes		136	81.44%	0	0.00%	136	81.44%
No		31	18.56%	0	0.00%	31	18.56%
Cast Votes:		167	100.00%	0	0.00%	167	100.00%
Undervotes:		1		0		1	
Overvotes:		0		0		0	
Unresolved write-in votes:		0		0		0	

Precinct Results Report

2025 General Election

Run Time 4:56 PM

Run Date 11/24/2025

San Juan County

2025 General Election

11/4/2025

Page 149

Official Results

Registered Voters

8548 of 15151 = 56.42%

Precincts Reporting

0 of 42 = 0.00%

31 Lopez North

791 of 1,095 registered voters = 72.24%

State of Washington - Senate Joint Resolution 8201

Choice	Party	Absentee Voting		Early Voting		Total	
Approved		457	61.01%	0	0.00%	457	61.01%
Rejected		292	38.99%	0	0.00%	292	38.99%
	Cast Votes:	749	100.00%	0	0.00%	749	100.00%
	Undervotes:	42		0		42	
	Overvotes:	0		0		0	
	Unresolved write-in votes:	0		0		0	

Lopez Island School District No. 144 Director 1

Choice	Party	Absentee Voting		Early Voting		Total	
Andrew Nichols		566	100.00%	0	0.00%	566	100.00%
	Cast Votes:	566	100.00%	0	0.00%	566	100.00%
	Undervotes:	209		0		209	
	Overvotes:	0		0		0	
	Unresolved write-in votes:	16		0		16	

Lopez Island School District No. 144 Director 2

Choice	Party	Absentee Voting		Early Voting		Total	
Matthew Bullock		440	100.00%	0	0.00%	440	100.00%
	Cast Votes:	440	100.00%	0	0.00%	440	100.00%
	Undervotes:	334		0		334	
	Overvotes:	0		0		0	
	Unresolved write-in votes:	17		0		17	

Lopez Island School District No. 144 Director 5

Choice	Party	Absentee Voting		Early Voting		Total	
Matthew Kredell		468	100.00%	0	0.00%	468	100.00%
	Cast Votes:	468	100.00%	0	0.00%	468	100.00%
	Undervotes:	307		0		307	
	Overvotes:	0		0		0	
	Unresolved write-in votes:	16		0		16	

Precinct Results Report

2025 General Election

Run Time 4:56 PM

Run Date 11/24/2025

San Juan County

2025 General Election

11/4/2025

Page 150

Official Results

Registered Voters

8548 of 15151 = 56.42%

Precincts Reporting

0 of 42 = 0.00%

31 Lopez North

791 of 1,095 registered voters = 72.24%

SJC Fire Protection District No. 4 Commissioner 1

Choice	Party	Absentee Voting		Early Voting		Total	
Rebecca Smith		528	100.00%	0	0.00%	528	100.00%
	Cast Votes:	528	100.00%	0	0.00%	528	100.00%
	Undervotes:	254		0		254	
	Overvotes:	0		0		0	
	Unresolved write-in votes:	9		0		9	

SJC Fire Protection District No. 4 Commissioner 3

Choice	Party	Absentee Voting		Early Voting		Total	
Shirwin Smith		520	100.00%	0	0.00%	520	100.00%
	Cast Votes:	520	100.00%	0	0.00%	520	100.00%
	Undervotes:	266		0		266	
	Overvotes:	0		0		0	
	Unresolved write-in votes:	5		0		5	

Port of Lopez Commissioner 3

Choice	Party	Absentee Voting		Early Voting		Total	
Paul S. Henriksen		515	100.00%	0	0.00%	515	100.00%
	Cast Votes:	515	100.00%	0	0.00%	515	100.00%
	Undervotes:	262		0		262	
	Overvotes:	0		0		0	
	Unresolved write-in votes:	14		0		14	

Lopez Island Park & Rec District Commissioner 1

Choice	Party	Absentee Voting		Early Voting		Total	
Lynn Slaughter		427	100.00%	0	0.00%	427	100.00%
	Cast Votes:	427	100.00%	0	0.00%	427	100.00%
	Undervotes:	338		0		338	
	Overvotes:	0		0		0	
	Unresolved write-in votes:	26		0		26	

Precinct Results Report

2025 General Election

Run Time 4:56 PM

Run Date 11/24/2025

San Juan County

2025 General Election

11/4/2025

Page 151

Official Results

Registered Voters

8548 of 15151 = 56.42%

Precincts Reporting

0 of 42 = 0.00%

31 Lopez North

791 of 1,095 registered voters = 72.24%

Lopez Island Park & Rec District Commissioner 2

Choice	Party	Absentee Voting		Early Voting		Total	
Brady Smith		452	100.00%	0	0.00%	452	100.00%
	Cast Votes:	452	100.00%	0	0.00%	452	100.00%
	Undervotes:	320		0		320	
	Overvotes:	0		0		0	
	Unresolved write-in votes:	19		0		19	

Lopez Island Park & Rec District Commissioner 3

Choice	Party	Absentee Voting		Early Voting		Total	
Jenny Poole		453	100.00%	0	0.00%	453	100.00%
	Cast Votes:	453	100.00%	0	0.00%	453	100.00%
	Undervotes:	316		0		316	
	Overvotes:	0		0		0	
	Unresolved write-in votes:	22		0		22	

Lopez Island Park & Rec District Commissioner 4

Choice	Party	Absentee Voting		Early Voting		Total	
Bridie Spreine		342	52.78%	0	0.00%	342	52.78%
Chuenchom S. Greacen		306	47.22%	0	0.00%	306	47.22%
	Cast Votes:	648	100.00%	0	0.00%	648	100.00%
	Undervotes:	135		0		135	
	Overvotes:	0		0		0	
	Unresolved write-in votes:	8		0		8	

Lopez Island Park & Rec District Commissioner 5

Choice	Party	Absentee Voting		Early Voting		Total	
Christopher 'Kit' Ledbetter		333	48.83%	0	0.00%	333	48.83%
Dan Post		349	51.17%	0	0.00%	349	51.17%
	Cast Votes:	682	100.00%	0	0.00%	682	100.00%
	Undervotes:	104		0		104	
	Overvotes:	0		0		0	
	Unresolved write-in votes:	5		0		5	

Precinct Results Report

2025 General Election

Run Time 4:56 PM

Run Date 11/24/2025

San Juan County

2025 General Election

11/4/2025

Page 152

Official Results

Registered Voters

8548 of 15151 = 56.42%

Precincts Reporting

0 of 42 = 0.00%

31 Lopez North

791 of 1,095 registered voters = 72.24%

SJC Public Hospital District No. 2 Commissioner 1

Choice	Party	Absentee Voting		Early Voting		Total	
Jessica Velo		448	100.00%	0	0.00%	448	100.00%
	Cast Votes:	448	100.00%	0	0.00%	448	100.00%
	Undervotes:	318		0		318	
	Overvotes:	0		0		0	
	Unresolved write-in votes:	25		0		25	

SJC Public Hospital District No. 2 Commissioner 2

Choice	Party	Absentee Voting		Early Voting		Total	
Steven Greenstein		391	59.51%	0	0.00%	391	59.51%
Corey Casper		266	40.49%	0	0.00%	266	40.49%
	Cast Votes:	657	100.00%	0	0.00%	657	100.00%
	Undervotes:	129		0		129	
	Overvotes:	0		0		0	
	Unresolved write-in votes:	5		0		5	

SJC Public Hospital District No. 2 Commissioner 5

Choice	Party	Absentee Voting		Early Voting		Total	
Albert Berger		337	48.07%	0	0.00%	337	48.07%
Heather Arps		364	51.93%	0	0.00%	364	51.93%
	Cast Votes:	701	100.00%	0	0.00%	701	100.00%
	Undervotes:	87		0		87	
	Overvotes:	1		0		1	
	Unresolved write-in votes:	2		0		2	

Lopez Island Park and Rec District - Proposition No. 1 - Formation of Lopez Island Park and Recreation District

Choice	Party	Absentee Voting		Early Voting		Total	
Yes		431	55.90%	0	0.00%	431	55.90%
No		340	44.10%	0	0.00%	340	44.10%
	Cast Votes:	771	100.00%	0	0.00%	771	100.00%
	Undervotes:	20		0		20	
	Overvotes:	0		0		0	
	Unresolved write-in votes:	0		0		0	

Precinct Results Report

2025 General Election

Run Time 4:56 PM

Run Date 11/24/2025

San Juan County

2025 General Election

11/4/2025

Page 153

Official Results

Registered Voters

8548 of 15151 = 56.42%

Precincts Reporting

0 of 42 = 0.00%

31 Lopez North

791 of 1,095 registered voters = 72.24%

Lopez Island Park and Rec District - Proposition No. 2 - Levy

Choice	Party	Absentee Voting		Early Voting		Total	
Yes		357	46.67%	0	0.00%	357	46.67%
No		408	53.33%	0	0.00%	408	53.33%
Cast Votes:		765	100.00%	0	0.00%	765	100.00%
Undervotes:		26		0		26	
Overvotes:		0		0		0	
Unresolved write-in votes:		0		0		0	

Lopez Solid Waste Disposal District - Proposition No. 1 - Excess Property Tax Levy for 2026

Choice	Party	Absentee Voting		Early Voting		Total	
Yes		601	77.35%	0	0.00%	601	77.35%
No		176	22.65%	0	0.00%	176	22.65%
Cast Votes:		777	100.00%	0	0.00%	777	100.00%
Undervotes:		14		0		14	
Overvotes:		0		0		0	
Unresolved write-in votes:		0		0		0	

Precinct Results Report

2025 General Election

Run Time 4:56 PM

Run Date 11/24/2025

San Juan County

2025 General Election

11/4/2025

Page 154

Official Results

Registered Voters

8548 of 15151 = 56.42%

Precincts Reporting

0 of 42 = 0.00%

32-A Lopez South

668 of 964 registered voters = 69.29%

State of Washington - Senate Joint Resolution 8201

Choice	Party	Absentee Voting		Early Voting		Total	
Approved		396	64.71%	0	0.00%	396	64.71%
Rejected		216	35.29%	0	0.00%	216	35.29%
	Cast Votes:	612	100.00%	0	0.00%	612	100.00%
	Undervotes:	56		0		56	
	Overvotes:	0		0		0	
	Unresolved write-in votes:	0		0		0	

Lopez Island School District No. 144 Director 1

Choice	Party	Absentee Voting		Early Voting		Total	
Andrew Nichols		450	100.00%	0	0.00%	450	100.00%
	Cast Votes:	450	100.00%	0	0.00%	450	100.00%
	Undervotes:	210		0		210	
	Overvotes:	0		0		0	
	Unresolved write-in votes:	8		0		8	

Lopez Island School District No. 144 Director 2

Choice	Party	Absentee Voting		Early Voting		Total	
Matthew Bullock		335	100.00%	0	0.00%	335	100.00%
	Cast Votes:	335	100.00%	0	0.00%	335	100.00%
	Undervotes:	324		0		324	
	Overvotes:	0		0		0	
	Unresolved write-in votes:	9		0		9	

Lopez Island School District No. 144 Director 5

Choice	Party	Absentee Voting		Early Voting		Total	
Matthew Kredell		351	100.00%	0	0.00%	351	100.00%
	Cast Votes:	351	100.00%	0	0.00%	351	100.00%
	Undervotes:	307		0		307	
	Overvotes:	0		0		0	
	Unresolved write-in votes:	10		0		10	

Precinct Results Report

2025 General Election

Run Time 4:56 PM

Run Date 11/24/2025

San Juan County

2025 General Election

11/4/2025

Page 155

Official Results

Registered Voters

8548 of 15151 = 56.42%

Precincts Reporting

0 of 42 = 0.00%

32-A Lopez South

668 of 964 registered voters = 69.29%

SJC Fire Protection District No. 4 Commissioner 1

Choice	Party	Absentee Voting		Early Voting		Total	
Rebecca Smith		390	100.00%	0	0.00%	390	100.00%
	Cast Votes:	390	100.00%	0	0.00%	390	100.00%
	Undervotes:	272		0		272	
	Overvotes:	0		0		0	
	Unresolved write-in votes:	6		0		6	

SJC Fire Protection District No. 4 Commissioner 3

Choice	Party	Absentee Voting		Early Voting		Total	
Shirwin Smith		390	100.00%	0	0.00%	390	100.00%
	Cast Votes:	390	100.00%	0	0.00%	390	100.00%
	Undervotes:	273		0		273	
	Overvotes:	0		0		0	
	Unresolved write-in votes:	5		0		5	

Port of Lopez Commissioner 3

Choice	Party	Absentee Voting		Early Voting		Total	
Paul S. Henriksen		418	100.00%	0	0.00%	418	100.00%
	Cast Votes:	418	100.00%	0	0.00%	418	100.00%
	Undervotes:	238		0		238	
	Overvotes:	0		0		0	
	Unresolved write-in votes:	12		0		12	

Lopez Island Park & Rec District Commissioner 1

Choice	Party	Absentee Voting		Early Voting		Total	
Lynn Slaughter		334	100.00%	0	0.00%	334	100.00%
	Cast Votes:	334	100.00%	0	0.00%	334	100.00%
	Undervotes:	323		0		323	
	Overvotes:	0		0		0	
	Unresolved write-in votes:	11		0		11	

Precinct Results Report

2025 General Election

Run Time 4:56 PM

Run Date 11/24/2025

San Juan County

2025 General Election

11/4/2025

Page 156

Official Results

Registered Voters

8548 of 15151 = 56.42%

Precincts Reporting

0 of 42 = 0.00%

32-A Lopez South

668 of 964 registered voters = 69.29%

Lopez Island Park & Rec District Commissioner 2

Choice	Party	Absentee Voting		Early Voting		Total	
Brady Smith		370	100.00%	0	0.00%	370	100.00%
	Cast Votes:	370	100.00%	0	0.00%	370	100.00%
	Undervotes:	287		0		287	
	Overvotes:	0		0		0	
	Unresolved write-in votes:	11		0		11	

Lopez Island Park & Rec District Commissioner 3

Choice	Party	Absentee Voting		Early Voting		Total	
Jenny Poole		380	100.00%	0	0.00%	380	100.00%
	Cast Votes:	380	100.00%	0	0.00%	380	100.00%
	Undervotes:	279		0		279	
	Overvotes:	0		0		0	
	Unresolved write-in votes:	9		0		9	

Lopez Island Park & Rec District Commissioner 4

Choice	Party	Absentee Voting		Early Voting		Total	
Bridie Spreine		236	43.38%	0	0.00%	236	43.38%
Chuenchom S. Greacen		308	56.62%	0	0.00%	308	56.62%
	Cast Votes:	544	100.00%	0	0.00%	544	100.00%
	Undervotes:	116		0		116	
	Overvotes:	0		0		0	
	Unresolved write-in votes:	8		0		8	

Lopez Island Park & Rec District Commissioner 5

Choice	Party	Absentee Voting		Early Voting		Total	
Christopher 'Kit' Ledbetter		273	50.18%	0	0.00%	273	50.18%
Dan Post		271	49.82%	0	0.00%	271	49.82%
	Cast Votes:	544	100.00%	0	0.00%	544	100.00%
	Undervotes:	122		0		122	
	Overvotes:	0		0		0	
	Unresolved write-in votes:	2		0		2	

Precinct Results Report

2025 General Election

Run Time 4:56 PM

Run Date 11/24/2025

San Juan County

2025 General Election

11/4/2025

Page 157

Official Results

Registered Voters

8548 of 15151 = 56.42%

Precincts Reporting

0 of 42 = 0.00%

32-A Lopez South

668 of 964 registered voters = 69.29%

SJC Public Hospital District No. 2 Commissioner 1

Choice	Party	Absentee Voting		Early Voting		Total	
Jessica Velo		372	100.00%	0	0.00%	372	100.00%
	Cast Votes:	372	100.00%	0	0.00%	372	100.00%
	Undervotes:	284		0		284	
	Overvotes:	0		0		0	
	Unresolved write-in votes:	12		0		12	

SJC Public Hospital District No. 2 Commissioner 2

Choice	Party	Absentee Voting		Early Voting		Total	
Steven Greenstein		276	51.02%	0	0.00%	276	51.02%
Corey Casper		265	48.98%	0	0.00%	265	48.98%
	Cast Votes:	541	100.00%	0	0.00%	541	100.00%
	Undervotes:	126		0		126	
	Overvotes:	0		0		0	
	Unresolved write-in votes:	1		0		1	

SJC Public Hospital District No. 2 Commissioner 5

Choice	Party	Absentee Voting		Early Voting		Total	
Albert Berger		246	41.41%	0	0.00%	246	41.41%
Heather Arps		348	58.59%	0	0.00%	348	58.59%
	Cast Votes:	594	100.00%	0	0.00%	594	100.00%
	Undervotes:	73		0		73	
	Overvotes:	0		0		0	
	Unresolved write-in votes:	1		0		1	

Lopez Island Park and Rec District - Proposition No. 1 - Formation of Lopez Island Park and Recreation District

Choice	Party	Absentee Voting		Early Voting		Total	
Yes		407	62.33%	0	0.00%	407	62.33%
No		246	37.67%	0	0.00%	246	37.67%
	Cast Votes:	653	100.00%	0	0.00%	653	100.00%
	Undervotes:	15		0		15	
	Overvotes:	0		0		0	
	Unresolved write-in votes:	0		0		0	

Precinct Results Report

2025 General Election

Run Time 4:56 PM

Run Date 11/24/2025

San Juan County

2025 General Election

11/4/2025

Page 158

Official Results

Registered Voters

8548 of 15151 = 56.42%

Precincts Reporting

0 of 42 = 0.00%

32-A Lopez South

668 of 964 registered voters = 69.29%

Lopez Island Park and Rec District - Proposition No. 2 - Levy

Choice	Party	Absentee Voting		Early Voting		Total	
Yes		336	51.53%	0	0.00%	336	51.53%
No		316	48.47%	0	0.00%	316	48.47%
Cast Votes:		652	100.00%	0	0.00%	652	100.00%
Undervotes:		16		0		16	
Overvotes:		0		0		0	
Unresolved write-in votes:		0		0		0	

Lopez Solid Waste Disposal District - Proposition No. 1 - Excess Property Tax Levy for 2026

Choice	Party	Absentee Voting		Early Voting		Total	
Yes		509	78.19%	0	0.00%	509	78.19%
No		142	21.81%	0	0.00%	142	21.81%
Cast Votes:		651	100.00%	0	0.00%	651	100.00%
Undervotes:		17		0		17	
Overvotes:		0		0		0	
Unresolved write-in votes:		0		0		0	

Precinct Results Report

San Juan County

Official Results

2025 General Election

2025 General Election

Registered Voters

8548 of 15151 = 56.42%

Precincts Reporting

0 of 42 = 0.00%

Run Time 4:56 PM

11/4/2025

Run Date 11/24/2025

Page 159

32-B Lopez South

54 of 67 registered voters = 80.60%

State of Washington - Senate Joint Resolution 8201

Choice	Party	Absentee Voting		Early Voting		Total	
Approved		33	63.46%	0	0.00%	33	63.46%
Rejected		19	36.54%	0	0.00%	19	36.54%
	Cast Votes:	52	100.00%	0	0.00%	52	100.00%
	Undervotes:	2		0		2	
	Overvotes:	0		0		0	
	Unresolved write-in votes:	0		0		0	

Lopez Island School District No. 144 Director 1

Choice	Party	Absentee Voting		Early Voting		Total	
Andrew Nichols		31	100.00%	0	0.00%	31	100.00%
	Cast Votes:	31	100.00%	0	0.00%	31	100.00%
	Undervotes:	22		0		22	
	Overvotes:	0		0		0	
	Unresolved write-in votes:	1		0		1	

Lopez Island School District No. 144 Director 2

Choice	Party	Absentee Voting		Early Voting		Total	
Matthew Bullock		24	100.00%	0	0.00%	24	100.00%
	Cast Votes:	24	100.00%	0	0.00%	24	100.00%
	Undervotes:	29		0		29	
	Overvotes:	0		0		0	
	Unresolved write-in votes:	1		0		1	

Lopez Island School District No. 144 Director 5

Choice	Party	Absentee Voting		Early Voting		Total	
Matthew Kredell		27	100.00%	0	0.00%	27	100.00%
	Cast Votes:	27	100.00%	0	0.00%	27	100.00%
	Undervotes:	25		0		25	
	Overvotes:	0		0		0	
	Unresolved write-in votes:	2		0		2	

Precinct Results Report

2025 General Election

Run Time 4:56 PM

Run Date 11/24/2025

San Juan County

2025 General Election

11/4/2025

Page 160

Official Results

Registered Voters

8548 of 15151 = 56.42%

Precincts Reporting

0 of 42 = 0.00%

32-B Lopez South

54 of 67 registered voters = 80.60%

SJC Fire Protection District No. 4 Commissioner 1

Choice	Party	Absentee Voting		Early Voting		Total	
Rebecca Smith		34	100.00%	0	0.00%	34	100.00%
	Cast Votes:	34	100.00%	0	0.00%	34	100.00%
	Undervotes:	19		0		19	
	Overvotes:	0		0		0	
	Unresolved write-in votes:	1		0		1	

SJC Fire Protection District No. 4 Commissioner 3

Choice	Party	Absentee Voting		Early Voting		Total	
Shirwin Smith		32	100.00%	0	0.00%	32	100.00%
	Cast Votes:	32	100.00%	0	0.00%	32	100.00%
	Undervotes:	21		0		21	
	Overvotes:	0		0		0	
	Unresolved write-in votes:	1		0		1	

Port of Lopez Commissioner 3

Choice	Party	Absentee Voting		Early Voting		Total	
Paul S. Henriksen		29	100.00%	0	0.00%	29	100.00%
	Cast Votes:	29	100.00%	0	0.00%	29	100.00%
	Undervotes:	23		0		23	
	Overvotes:	0		0		0	
	Unresolved write-in votes:	2		0		2	

Lopez Island Park & Rec District Commissioner 1

Choice	Party	Absentee Voting		Early Voting		Total	
Lynn Slaughter		28	100.00%	0	0.00%	28	100.00%
	Cast Votes:	28	100.00%	0	0.00%	28	100.00%
	Undervotes:	21		0		21	
	Overvotes:	0		0		0	
	Unresolved write-in votes:	5		0		5	

Precinct Results Report

2025 General Election

Run Time 4:56 PM

Run Date 11/24/2025

San Juan County

2025 General Election

11/4/2025

Page 161

Official Results

Registered Voters

8548 of 15151 = 56.42%

Precincts Reporting

0 of 42 = 0.00%

32-B Lopez South

54 of 67 registered voters = 80.60%

Lopez Island Park & Rec District Commissioner 2

Choice	Party	Absentee Voting		Early Voting		Total	
Brady Smith		28	100.00%	0	0.00%	28	100.00%
	Cast Votes:	28	100.00%	0	0.00%	28	100.00%
	Undervotes:	25		0		25	
	Overvotes:	0		0		0	
	Unresolved write-in votes:	1		0		1	

Lopez Island Park & Rec District Commissioner 3

Choice	Party	Absentee Voting		Early Voting		Total	
Jenny Poole		28	100.00%	0	0.00%	28	100.00%
	Cast Votes:	28	100.00%	0	0.00%	28	100.00%
	Undervotes:	25		0		25	
	Overvotes:	0		0		0	
	Unresolved write-in votes:	1		0		1	

Lopez Island Park & Rec District Commissioner 4

Choice	Party	Absentee Voting		Early Voting		Total	
Bridie Spreine		21	51.22%	0	0.00%	21	51.22%
Chuenchom S. Greacen		20	48.78%	0	0.00%	20	48.78%
	Cast Votes:	41	100.00%	0	0.00%	41	100.00%
	Undervotes:	13		0		13	
	Overvotes:	0		0		0	
	Unresolved write-in votes:	0		0		0	

Lopez Island Park & Rec District Commissioner 5

Choice	Party	Absentee Voting		Early Voting		Total	
Christopher 'Kit' Ledbetter		24	55.81%	0	0.00%	24	55.81%
Dan Post		19	44.19%	0	0.00%	19	44.19%
	Cast Votes:	43	100.00%	0	0.00%	43	100.00%
	Undervotes:	11		0		11	
	Overvotes:	0		0		0	
	Unresolved write-in votes:	0		0		0	

Precinct Results Report

2025 General Election

Run Time 4:56 PM

Run Date 11/24/2025

San Juan County

2025 General Election

11/4/2025

Page 162

Official Results

Registered Voters

8548 of 15151 = 56.42%

Precincts Reporting

0 of 42 = 0.00%

32-B Lopez South

54 of 67 registered voters = 80.60%

SJC Public Hospital District No. 2 Commissioner 1

Choice	Party	Absentee Voting		Early Voting		Total	
Jessica Velo		29	100.00%	0	0.00%	29	100.00%
	Cast Votes:	29	100.00%	0	0.00%	29	100.00%
	Undervotes:	24		0		24	
	Overvotes:	0		0		0	
	Unresolved write-in votes:	1		0		1	

SJC Public Hospital District No. 2 Commissioner 2

Choice	Party	Absentee Voting		Early Voting		Total	
Steven Greenstein		27	67.50%	0	0.00%	27	67.50%
Corey Casper		13	32.50%	0	0.00%	13	32.50%
	Cast Votes:	40	100.00%	0	0.00%	40	100.00%
	Undervotes:	14		0		14	
	Overvotes:	0		0		0	
	Unresolved write-in votes:	0		0		0	

SJC Public Hospital District No. 2 Commissioner 5

Choice	Party	Absentee Voting		Early Voting		Total	
Albert Berger		26	60.47%	0	0.00%	26	60.47%
Heather Arps		17	39.53%	0	0.00%	17	39.53%
	Cast Votes:	43	100.00%	0	0.00%	43	100.00%
	Undervotes:	11		0		11	
	Overvotes:	0		0		0	
	Unresolved write-in votes:	0		0		0	

MacKaye Harbor Water District Commissioner 3

Choice	Party	Absentee Voting		Early Voting		Total	
Scott Allen		33	100.00%	0	0.00%	33	100.00%
	Cast Votes:	33	100.00%	0	0.00%	33	100.00%
	Undervotes:	20		0		20	
	Overvotes:	0		0		0	
	Unresolved write-in votes:	1		0		1	

Precinct Results Report

2025 General Election

Run Time 4:56 PM

Run Date 11/24/2025

San Juan County

2025 General Election

11/4/2025

Page 163

Official Results

Registered Voters

8548 of 15151 = 56.42%

Precincts Reporting

0 of 42 = 0.00%

32-B Lopez South

54 of 67 registered voters = 80.60%

Lopez Island Park and Rec District - Proposition No. 1 - Formation of Lopez Island Park and Recreation District

Choice	Party	Absentee Voting		Early Voting		Total	
Yes		30	55.56%	0	0.00%	30	55.56%
No		24	44.44%	0	0.00%	24	44.44%
Cast Votes:		54	100.00%	0	0.00%	54	100.00%
Undervotes:		0		0		0	
Overvotes:		0		0		0	
Unresolved write-in votes:		0		0		0	

Lopez Island Park and Rec District - Proposition No. 2 - Levy

Choice	Party	Absentee Voting		Early Voting		Total	
Yes		23	42.59%	0	0.00%	23	42.59%
No		31	57.41%	0	0.00%	31	57.41%
Cast Votes:		54	100.00%	0	0.00%	54	100.00%
Undervotes:		0		0		0	
Overvotes:		0		0		0	
Unresolved write-in votes:		0		0		0	

Lopez Solid Waste Disposal District - Proposition No. 1 - Excess Property Tax Levy for 2026

Choice	Party	Absentee Voting		Early Voting		Total	
Yes		36	69.23%	0	0.00%	36	69.23%
No		16	30.77%	0	0.00%	16	30.77%
Cast Votes:		52	100.00%	0	0.00%	52	100.00%
Undervotes:		2		0		2	
Overvotes:		0		0		0	
Unresolved write-in votes:		0		0		0	

Precinct Results Report

2025 General Election

Run Time 4:56 PM

Run Date 11/24/2025

San Juan County

2025 General Election

11/4/2025

Page 164

Official Results

Registered Voters

8548 of 15151 = 56.42%

Precincts Reporting

0 of 42 = 0.00%

33 Decatur & Outer Is

56 of 140 registered voters = 40.00%

State of Washington - Senate Joint Resolution 8201

Choice	Party	Absentee Voting		Early Voting		Total	
Approved		37	66.07%	0	0.00%	37	66.07%
Rejected		19	33.93%	0	0.00%	19	33.93%
	Cast Votes:	56	100.00%	0	0.00%	56	100.00%
	Undervotes:	0		0		0	
	Overvotes:	0		0		0	
	Unresolved write-in votes:	0		0		0	

Lopez Island School District No. 144 Director 1

Choice	Party	Absentee Voting		Early Voting		Total	
Andrew Nichols		40	100.00%	0	0.00%	40	100.00%
	Cast Votes:	40	100.00%	0	0.00%	40	100.00%
	Undervotes:	16		0		16	
	Overvotes:	0		0		0	
	Unresolved write-in votes:	0		0		0	

Lopez Island School District No. 144 Director 2

Choice	Party	Absentee Voting		Early Voting		Total	
Matthew Bullock		34	100.00%	0	0.00%	34	100.00%
	Cast Votes:	34	100.00%	0	0.00%	34	100.00%
	Undervotes:	21		0		21	
	Overvotes:	0		0		0	
	Unresolved write-in votes:	1		0		1	

Lopez Island School District No. 144 Director 5

Choice	Party	Absentee Voting		Early Voting		Total	
Matthew Kredell		36	100.00%	0	0.00%	36	100.00%
	Cast Votes:	36	100.00%	0	0.00%	36	100.00%
	Undervotes:	19		0		19	
	Overvotes:	0		0		0	
	Unresolved write-in votes:	1		0		1	

Precinct Results Report

San Juan County

Official Results

2025 General Election

2025 General Election

Registered Voters

8548 of 15151 = 56.42%

Run Time 4:56 PM

11/4/2025

Precincts Reporting

0 of 42 = 0.00%

Run Date 11/24/2025

Page 165

41-A Shaw

98 of 188 registered voters = 52.13%

State of Washington - Senate Joint Resolution 8201

Choice	Party	Absentee Voting		Early Voting		Total	
Approved		74	77.08%	0	0.00%	74	77.08%
Rejected		22	22.92%	0	0.00%	22	22.92%
	Cast Votes:	96	100.00%	0	0.00%	96	100.00%
	Undervotes:	2		0		2	
	Overvotes:	0		0		0	
	Unresolved write-in votes:	0		0		0	

Shaw Island School District No. 10 Director 1

Choice	Party	Absentee Voting		Early Voting		Total	
Shirley Sprenger Lange		89	100.00%	0	0.00%	89	100.00%
	Cast Votes:	89	100.00%	0	0.00%	89	100.00%
	Undervotes:	8		0		8	
	Overvotes:	0		0		0	
	Unresolved write-in votes:	1		0		1	

Shaw Island School District No. 10 Director 2

Choice	Party	Absentee Voting		Early Voting		Total	
Shannon Klohr		94	100.00%	0	0.00%	94	100.00%
	Cast Votes:	94	100.00%	0	0.00%	94	100.00%
	Undervotes:	4		0		4	
	Overvotes:	0		0		0	
	Unresolved write-in votes:	0		0		0	

SJC Fire Protection District No. 5 Commissioner 1

Choice	Party	Absentee Voting		Early Voting		Total	
Gary V Lange		93	100.00%	0	0.00%	93	100.00%
	Cast Votes:	93	100.00%	0	0.00%	93	100.00%
	Undervotes:	5		0		5	
	Overvotes:	0		0		0	
	Unresolved write-in votes:	0		0		0	

Precinct Results Report

2025 General Election

Run Time 4:56 PM

Run Date 11/24/2025

San Juan County

2025 General Election

11/4/2025

Page 166

Official Results

Registered Voters

8548 of 15151 = 56.42%

Precincts Reporting

0 of 42 = 0.00%

41-B Shaw

0 of 0 registered voters = 0.00%

State of Washington - Senate Joint Resolution 8201

Choice	Party	Absentee Voting		Early Voting		Total	
Approved		0	0.00%	0	0.00%	0	0.00%
Rejected		0	0.00%	0	0.00%	0	0.00%
	Cast Votes:	0	0.00%	0	0.00%	0	0.00%
	Undervotes:	0		0		0	
	Overvotes:	0		0		0	
	Unresolved write-in votes:	0		0		0	

Shaw Island School District No. 10 Director 1

Choice	Party	Absentee Voting		Early Voting		Total	
Shirley Sprenger Lange		0	0.00%	0	0.00%	0	0.00%
	Cast Votes:	0	0.00%	0	0.00%	0	0.00%
	Undervotes:	0		0		0	
	Overvotes:	0		0		0	
	Unresolved write-in votes:	0		0		0	

Shaw Island School District No. 10 Director 2

Choice	Party	Absentee Voting		Early Voting		Total	
Shannon Klohr		0	0.00%	0	0.00%	0	0.00%
	Cast Votes:	0	0.00%	0	0.00%	0	0.00%
	Undervotes:	0		0		0	
	Overvotes:	0		0		0	
	Unresolved write-in votes:	0		0		0	

*** End of report ***