


Oath of Authenticity

STATE OF WASHINGTON)
) ss.
COUNTY OF SAN JUAN)

I solemnly swear that the unofficial returns and supporting documentation of the Special Election held on February 10, 2026, in San Juan County, State of Washington, are true and correct.





Camolyn Armstrong, Elections Manager

Subscribed and sworn before me this 19th day of February 2026



Justin Paulsen, County Legislative Authority (witness)


Certification of the Canvassing Board

STATE OF WASHINGTON)
) ss.
COUNTY OF SAN JUAN)

The undersigned officers designated by law as constituting the Canvassing Board for the County of San Juan, State of Washington, hereby certify that this is a full, true, and correct copy of the Abstract of Votes including the cumulative results, precinct results, and reconciliation report of votes cast at the Special Election held on February 10, 2026, in San Juan County, State of Washington, and that the following are the true and reconciled numbers of voters and votes counted.



Witness our hands and official seal this 20th day of February 2026



Natasha Warmenhoven, Auditor



Justin Paulsen, County Legislative Authority (witness)



Jonathan Cain, Chief Deputy Prosecuting Attorney (witness)

San Juan County Auditor

Reconciliation Form

General information

County name San Juan
 Election date 2/13/2024

Registered voters eligible to participate

Active registered voters 12,001
 Inactive registered voters 858

Category Reconciliation (detailed accounting of ballots)

	Issued (number of voters issued ballots)	Credited voters in VoteWA (envelopes containing ballots)	Ballots Accepted (Counted / Tabulated)	Ballots not counted		Discrepancy (If zero, category balances)
				Ballots forwarded to other counties	Ballots Rejected	
UOCAVA	261	24	24	N/A	0	0
Federal write-in	N/A	0	0	N/A	0	0
Provisional	0	0	0	0	0	0
DREs	0	0	0	N/A	0	0
All voters not reported in above categories	11,916	5,246	5,196	0	50	0
Total for all voter categories	12,177	5,270	5,220	0	50	0

Summary

Reconciliation

Overall Ballot Reconciliation

Ballots Received	5,270
Ballots Accepted	5,220
Ballots Not Counted	50
Discrepancy	0

Voters credited to ballots counted

Credited voters in VoteWA	5,220
Credited envelopes without ballots	0
Voters not credited in VoteWA (examples: FWAB or ACP)	0
Total valid ballots	5,220
Discrepancy	0

Additional Information

Replacement Ballots

Requested	109
Issued	108
Returned	31
Counted	31
Rejected	0

Return method

Email	13
Fax	0
Deposited at staffed, unstaffed deposit sites and voting centers	2,756
Non-UOCAVA returned by Fax or Email	0

Generation method

VoteWA	30
Other online programs	0
PDF originating from county	0
Non-UOCAVA ballots issued electronically	5

AVU

Estimated number of paper ballots printed by AVU	0
--	---

Category discrepancy explanation

VoteWA discrepancy explanation

Report prepared by: Camolyn Armstrong



Date: February 23, 2024

Contact number: 360-370-7563

Reconciliation Form

Data entry

General information	
County name	San Juan
Election date	2/10/2026

Registered voters eligible to participate	
Number of ACTIVE registered voters	7,311
Number of INACTIVE registered voters	375
Total registered voters eligible to participate	7,686

VoteWA	
How many voters were credited in VoteWA?	3,044
How many envelopes without ballots were credited, including ballots of other elections?	1
How many valid voters were NOT credited in VoteWA (ACP, FWAB)?	
Adjusted number of valid voters	3,043

Ballots issued	
What was the total number of ballots issued?	7,464
Of the total number above, how many UOCAVA ballots were issued?	194
Of the total number above, how many provisional ballots were issued?	-
Of the total number above, how many DRE ballots were issued?	-

Voted ballots received	
How many voted ballots (in total) did you receive?	3,072
Of the number above, how many UOCAVA ballots did you receive?	9
Of the number above, how many Federal write-in ballots did you receive?	-
Of the number above, how many provisional ballots did you receive?	-
Of the number above, how DRE ballots were cast?	-

Ballots Accepted	
How many ballots (in total) were counted/tabulated?	3,043
Of the number above, how many UOCAVA ballots were counted/tabulated?	9
Of the number above, how many Federal Write-in ballots were counted/tabulated?	-
Of the number above, how many provisional ballots were counted/tabulated?	-
Of the number above, how many DRE ballots were counted/tabulated?	-

Ballots NOT Counted/Tabulated	
Forwarded ballots	
Total ballots forwarded to other counties?	-
Of the total number above, how many of the forwarded ballots were provisional ballots?	-
Of the total number above, how many of the forwarded ballots were late transfer?	-
Rejected ballots	
Total ballots rejected	29
Of the total above, how many were rejected because of a missing signature?	-
Of the total above, how many were rejected because of the signature didn't match?	17
Of the total above, how many were rejected because of the ballot was Postmarked too late?	12
Of the total above, how many were rejected because they were returned electronically and no hardcopy was received?	-
Of the total above, how many were rejected other reasons?	-
Total UOCAVA ballots rejected	
Of the total above, how many were rejected because of a missing signature?	-
Of the total above, how many were rejected because of the signature didn't match?	-
Of the total above, how many were rejected because of the ballot was Postmarked too late?	-
Of the total above, how many were rejected other reasons?	-

Total Federal Write-in Absentee ballots rejected	-
Of the total above, how many were rejected because of a missing signature?	-
Of the total above, how many were rejected because of the signature didn't match?	-
Of the total above, how many were rejected because of the ballot was Postmarked too late?	-
Of the total above, how many were rejected other reasons?	-
Total provisional ballots rejected	-
Of the total above, how many were rejected because of a missing signature?	-
Of the total above, how many were rejected because of the signature didn't match?	-
Of the total above, how many were rejected because of the ballot was Postmarked too late?	-
Of the total above, how many were rejected other reasons?	-
Total DRE ballots rejected	-

Additional Information	
Replacement Ballots	
How many replacement ballots were requested?	61
How many replacement ballots were issued?	57
How many replacement ballots were received?	13
How many replacement ballots were counted?	13
How many replacement ballots were rejected?	-
Ballot generation method	
How many ballots were generated through VoteWA?	-
How many ballots were generated through other online programs?	-
How many ballots were generated through a PDF originating from the county?	-
How many non-UOCAVA ballots were issued by email, fax, or online program?	-
Ballots returned	
In total, how many ballots were returned by E-mail?	4
In total, how many ballots were returned by fax?	-
How many non-UOCAVA ballots were returned by E-Mail or fax?	-
How many ballots were deposited at staffed or unstaffed deposit sites and voting centers?	2,505
AVU	
Please provide an estimate of the number of paper ballots printed by AVU	-

Signature	
Report prepared by	Date
Camolyn Armstrong	02/20/26
Contact number	
360-370-7563	
Completing this form fulfils the requirements in RCW 29A.60.235 and 2011 c 10 s 62	
Rev 2.4 (08/13/2019)	#NAME?



SAN JUAN COUNTY WASHINGTON

Natasha K. Warmenhoven, County Auditor
Camolyn Armstrong, Elections Manager
55 Second St · PO Box 638
Friday Harbor, WA 98250
(360) 378-3357
Sanjuancountywa.gov/elections

Special Election – February 10, 2026

Canvass Board Meeting - canvassing vote-by-mail and challenged ballots - Review

Thursday, February 19, 2026

Canvass Board Members Present:

Natasha Warmenhoven, SJC Auditor
Justin Paulsen, SJC Councilmember
Jonathan Cain, SJC Deputy Prosecuting Attorney

Ballots issued: 7,464
Registered Voters: 7,311
Ballots received: 3,071
Ballots accepted: 3,036 41% Return

Challenged Envelopes	Total to Canvass	Accepted	Rejected
No Signature	1	0	1
Mismatch Signature	22	4	18
Late Return - Mail	12	0	12
Total Challenged Envelopes sent to Canvass	35		

Challenged Ballots	Total to Canvass	Accepted	Rejected
Ballot race/measure/voter intent	0	0	0
Misc - Information			Total Rejected
Reissue received	1		30 31

12/10

San Juan County Auditor Signature:

Natasha Warmenhoven, SJC Auditor




San Juan County Canvass Board
Review of Late Mailed / Ballot Box Ballots

San Juan County Canvass Board
February 10, 2026, Special Elections

On February 10, 2026 the Canvass Board reviewed 12 envelopes with late postmarks or late at ballot boxes.

0 envelopes were accepted as timely and

12 envelopes were rejected as late by the Canvass Board.



Natasha Warmenhoven, SJC Auditor (witness)

February 19, 2026



Justin Paulsen, SJC Councilmember (witness)

February 19, 2026



Jonathan Cain, Chief Deputy Prosecuting Attorney (witness)

February 19, 2026



SAN JUAN COUNTY WASHINGTON

Natasha K. Warmenhoven, County Auditor
Camolyn Armstrong, Elections Manager
55 Second St · PO Box 638
Friday Harbor, WA 98250
360-378-3357
SanJuanCountyWa.gov/Elections

Special Election – February 10, 2026

Canvass Board Meeting - Certification Friday, February 20, 2026

Canvass Board Members Present:

Natasha Warmenhoven, SJC Auditor
Justin Paulsen, SJC Councilmember
Jonathan Cain, SJC Senior Deputy Prosecuting Attorney

Ballots issued: 7,464
Registered Voters: 7,311
Ballots received: 3,072
Ballots accepted: 3,043 Return: 41%

Challenged Envelopes	Total to Canvass	Accepted	Rejected
No Signature	1	1	0
Cure forms received, processed, and accepted by Canvass	1		
Outstanding balance (letters sent to voters, no response)	0		
Mismatch Signature	22	5	17
Cure forms received, processed, and accepted by Canvass	05		
Outstanding balance (letters sent to voters, no response)	17		
Late Return – Mail	12	0	12
Total Challenged Envelopes sent to Canvass	29		

Challenged Ballots	Total to Canvass	Reviewed
Ballot race/measure/voter intent		0



San Juan County Auditor Signature:

Natasha Warmenhoven, SJC Auditor

Random ballot audit: Audit board report

County:	San Juan County
Election name:	2026 February Special
Date of audit:	February 17, 2026
Audit type:	Ballot comparison
Voting System & Software Version:	HART Verity 2.7
Contests audited:	SJI School District No. 149
Risk limit:	5%
Number of observers:	0
Number of audit rounds:	1
Audit passed?	Yes

Audit board signatures:

Audit Board #1	
Camolyn Armstrong	
Name	Signature
Cortney Evans	
Name	Signature
Audit Board #2	
Name	Signature
Name	Signature

Others attending:

San Juan County - February 10, 2026
Risk Limiting Audit Retrieval List

Container	Tabulator	Batch Name	Ballot Number	Imprinted ID	Record ID	Ticket Numbers
1	D2300327305	3	10 ✓	000w-8w28-a0av4	10	0.003328135
1	D2300327305	4	47 ✓	000w-8w28-a097d	47	0.00443658
1	D2300327305	9	10 ✓	000w-8w28-a0804	10	0.002724314
1	D2300327305	9	28 ✓	000w-8w28-a0bjw	28	0.002849746
1	D2300327305	12	13 ✓	000w-8w28-a099p	13	0.000542134
1	D2300327305	13	39 ✓	000w-8w28-a0a88	39	0.000118348
1	D2300327305	33	37 ✓	000w-8w28-a0atu	37	0.002288558
1	D2300327305	35	33 ✓	000w-8w28-a0a6f	33	0.001629457
1	D2300327305	36	40 ✓	000w-8w28-a0a4o	40	0.001205574
1	D2300327305	42	9 ✓	000w-8w28-a0cwb	9	0.002297504
1	D2300327305	43	5 ✓	000w-8w28-a093y	5	0.000952393
1	D2300327305	45	13 ✓	000w-8w28-a0bei	13	0.001930227
1	D2300327305	49	36 ✓	000w-8w28-a0912	36	0.002381184
1	D2300327305	55	3	000w-8w28-a0bzi	3	0.001650105

ELECTION INFO

Organization Election Name State
OSOS 2026 February Special WA

CONTESTS

Contest Name Targeted? Number of Winners Votes Allowed Total Ballots Cast Vote Totals
San Juan Island School C Targeted 1 1 2932 NO: 734; YES: 2198

CONTEST NAME STANDARDIZATIONS

Jurisdiction Contest Name CVR Contest Name
San Juan San Juan Island School C Proposition No. 1 - Replacement Enrichment Levy

AUDIT SETTINGS

Audit Name Audit Type Audit Math Type Risk Limit Random Seed Online Data Entry?
2026-02-17 SAN JUAN BALLOT_COMPARISON CARD_STYLE_DATA 5% 6.01695E+19 Yes

AUDIT BOARDS

Jurisdiction Name Audit Board Name Member 1 Name Member 1 Affiliation Member 2 Name Member 2 Affiliation
San Juan Audit Board #1 Camolyn Armstrong
San Juan Audit Board #2 Cortney Evans

ROUNDS

Round Number Contest Name Targeted? Sample Size Risk Limit Met? P-Value Start Time
1 San Juan Island School C Targeted 14 Yes 0.021339 2026-02-17

SAMPLED BALLOTS

Jurisdiction Name Container Tabulator Batch Name Ballot Position Imprinted II Ticket Num
San Juan 1 D2300327305 3 10 000w-8w2 R Round 1: 0.
San Juan 1 D2300327305 4 47 000w-8w2 R Round 1: 0.
San Juan 1 D2300327305 9 10 000w-8w2 R Round 1: 0.
San Juan 1 D2300327305 9 28 000w-8w2 R Round 1: 0.
San Juan 1 D2300327305 12 13 000w-8w2 R Round 1: 0.
San Juan 1 D2300327305 13 39 000w-8w2 R Round 1: 0.

San Juan	1	D2300327305	33	37	000w-8w2{Round 1: 0.
San Juan	1	D2300327305	35	33	000w-8w2{Round 1: 0.
San Juan	1	D2300327305	36	40	000w-8w2{Round 1: 0.
San Juan	1	D2300327305	42	9	000w-8w2{Round 1: 0.
San Juan	1	D2300327305	43	5	000w-8w2{Round 1: 0.
San Juan	1	D2300327305	45	13	000w-8w2{Round 1: 0.
San Juan	1	D2300327305	49	36	000w-8w2{Round 1: 0.
San Juan	1	D2300327305	55	3	000w-8w2{Round 1: 0.

End Time Audited Tot
2026-02-17 NO: 3; YES:

Audited? Change in F
AUDITED
AUDITED
AUDITED
AUDITED
AUDITED
AUDITED

AUDITED
AUDITED
AUDITED
AUDITED
AUDITED
AUDITED
AUDITED
AUDITED

Random Compliance Signature Check (RCSC) Log

Election: February 10, 2026 Special Election

County: San Juan

Challenged Signatures to Check: 4

Number and Ballot IDs are provided by Secretary of State's random sampling process.

Random Compliance Check							
Batch #	Ballot ID#	Voter First Name	Voter Last Name	User ID / Staff Name	Signature Status	Corrected Status if Applicable	RCSC Staff Initials
	<i>Provided by Sec. of State Random Sampling</i>			<i>Relating to the last review</i>	<i>(All should be "signature does not match")</i>	<i>A change in status indicates a standard is not met</i>	
155	167559954	JACEY	LA MANNA	CRE/CA	NO MATCH		NKW
124	167560219	ALISON	POWER	CA/AS	NO MATCH		NKW
145	167563814	ANTHONY	KURTZ	CA/HL	NO MATCH		NKW
162	167564280	SABRINA	HELTON	CRE/CA	NO MATCH		NKW

Total Signatures Checked: 4 Total corrections: 0

IF Corrections made:

- Signatures checkers provided appropriate feedback/training. (leave blank if no corrections)
- Attach a brief reason for each correction/accepted signature. Identify the standard applied for the

Staff Name: Natasha K. Warmenhoven

(Full time county staff member or manager.)

Staff Signature: 

(Penna signature)

Reason for Correction(s):

Manual Count of Random Groups - Post Election Audit

Date of Election: February 10, 2026 Election

Race to be counted: San Juan Island School District No. 149

Response	Batch 147	Batch 151	Batch 149	Batch 148	Batch 143	Batch 150	Manual Totals	Machine Totals
Yes	31	33	46	38	39	23	210	210
No	15	10	6	10	10	22	73	73
Overvoter								
Undervote								

Explain any discrepancies : _____

Manual Audit matched machine count: Yes; No

Audit results certified by:



Elections Manager: _____ Date 2/11/2026

Camolyn Armstrong

Manual Count of Random Groups - Post Election Audit

Date of Election: February 10, 2026 Election

Race to be counted: San Juan Island School District No. 149

Response	Batch <u>147</u>		Manual Totals
	Count Team 1	Count Team 2	
Yes	31	31	
No	15	15	
Overvoter	0		
Undervote	0		

Audit results processed by:

Count Team 1:

Sign 1. *RD Heere* Date 2-11-26

Sign 1. *J Buganski* Date 2-11-26

Count Team 2:

Sign 1. *ABuganski* Date 2-11-26

Sign 2. *Tom Beeman* Date 2-11-26

Manual Count of Random Groups - Post Election Audit

Date of Election: February 10, 2026 Election

Race to be counted: San Juan Island School District No. 149

Response	Batch <u>151</u>		Manual Totals
	Count Team 1	Count Team 2	
Yes	33	33	
No	10	10	
Overvoter	0		
Undervote	0		

Audit results processed by:

Count Team 1:

Sign 1. Jon A. Deen Date 2/11/2026

Sign 1. Paul Jagan Date 2/11/2026

Count Team 2:

Sign 1. Obuganski Date 2-11-26

Sign 2. Jon Deen Date 2-11-26

Manual Count of Random Groups - Post Election Audit

Date of Election: February 10, 2026 Election

Race to be counted: San Juan Island School District No. 149

Batch **149**

Response	Count Team 1	Count Team 2	Manual Totals
Yes	46		
No	6		
Overvoter			
Undervote			

Audit results processed by:

Count Team 1:

Sign 1. *[Signature]* Date *2-11-26*

Sign 1. *[Signature]* Date *2-11-26*

Count Team 2:

Sign 1. *[Signature]* Date *2-11-26*

Sign 2. *[Signature]* Date *2-11-26*

Manual Count of Random Groups - Post Election Audit

Date of Election: February 10, 2026 Election

Race to be counted: San Juan Island School District No. 149

Response	Batch <u>148</u>		Manual Totals
	Count Team 1	Count Team 2	
Yes	38	38	
No	10	10	
Overvoter	0	0	
Undervote	0	0	

Audit results processed by:

Count Team 1:

Sign 1. [Signature] Date 2-11-26

Sign 1. [Signature] Date 2-11-26

Count Team 2:

Sign 1. [Signature] Date 2/11/26

Sign 2. [Signature] Date 2/11/26

Manual Count of Random Groups - Post Election Audit

Date of Election: February 10, 2026 Election

Race to be counted: San Juan Island School District No. 149

Response	Batch <u>143</u>		Manual Totals
	Count Team 1	Count Team 2	
Yes	39	39	
No	10	10	
Overvoter	0		
Undervote			

Audit results processed by:

Count Team 1:

Sign 1. [Signature] Date 2-11-26

Sign 1. [Signature] Date 2-11-26

Count Team 2:

Sign 1. [Signature] Date 2-11-26

Sign 2. [Signature] Date 2-11-26

Manual Count of Random Groups - Post Election Audit

Date of Election: February 10, 2026 Election

Race to be counted: San Juan Island School District No. 149

Response	Batch <u>150</u>		Manual Totals
	Count Team 1	Count Team 2	
Yes	23	23	
No	22	22	
Overvoter	0	0	
Undervote		0	

Audit results processed by:

Count Team 1:

Sign 1. *RJ Dew* Date *2-11-26*

Sign 1. *J Bugan* Date *2-11-26*

Count Team 2:

Sign 1. *M. ...* Date *2/11/26*

Sign 2. *B. ...* Date *2/11/26*

Cumulative Results

2026 February Special - Post Election Audit

Run Time 11:08 AM
Run Date 02/11/2026

San Juan County

2026 February Special

2/10/2026

Page 1

Unofficial Results

Registered Voters
0 of 7311 = 0.00%

Precincts Reporting
0 of 9 = 0.00%

San Juan Island School District No. 149 - Proposition No. 1

Choice	Party	Absentee Voting		Early Voting		Election Day Voting		Total	
Yes		0	0.00%	0	0.00%	0	0.00%	0	0.00%
No		0	0.00%	0	0.00%	0	0.00%	0	0.00%
Cast Votes:		0	0.00%	0	0.00%	0	0.00%	0	0.00%
Undervotes:		0		0		0		0	
Overvotes:		0		0		0		0	
Unresolved write-in votes:		0		0		0		0	

*** End of report ***

Cumulative Results2026 February Special - Post Election
Audit

Run Time 11:18 AM

Run Date 02/11/2026

San Juan County

2026 February Special

2/10/2026

Page 1

Unofficial Results**Registered Voters**

283 of 7311 = 3.87%

Precincts Reporting

0 of 9 = 0.00%

San Juan Island School District No. 149 - Proposition No. 1

Choice	Party	Absentee Voting		Early Voting		Election Day Voting		Total	
Yes		210	74.20%	0	0.00%	0	0.00%	210	74.20%
No		73	25.80%	0	0.00%	0	0.00%	73	25.80%
Cast Votes:		283	100.00%	0	0.00%	0	0.00%	283	100.00%
Undervotes:		0		0		0		0	
Overvotes:		0		0		0		0	
Unresolved write-in votes:		0		0		0		0	

*** End of report ***

Precinct Results Report

2026 February Special Election

Run Time 5:14 PM
Run Date 02/19/2026

San Juan County

2026 February Special

2/10/2026

Page 1

Official Results

Registered Voters
3043 of 7311 = 41.62%
Precincts Reporting
0 of 9 = 0.00%

101 Friday Harbor N

385 of 1,180 registered voters = 32.63%

Proposition No. 1 - Replacement Enrichment Levy

Choice	Party	Absentee Voting		Early Voting		Election Day Voting		Total	
Yes		292	76.04%	0	0.00%	0	0.00%	292	76.04%
No		92	23.96%	0	0.00%	0	0.00%	92	23.96%
Cast Votes:		384	100.00%	0	0.00%	0	0.00%	384	100.00%
Undervotes:		1		0		0		1	
Overvotes:		0		0		0		0	
Unresolved write-in votes:		0		0		0		0	

Precinct Results Report

2026 February Special Election

Run Time 5:14 PM
Run Date 02/19/2026

San Juan County

2026 February Special

2/10/2026
Page 2

Official Results

Registered Voters
3043 of 7311 = 41.62%
Precincts Reporting
0 of 9 = 0.00%

102 Friday Harbor S

291 of 809 registered voters = 35.97%

Proposition No. 1 - Replacement Enrichment Levy

Choice	Party	Absentee Voting		Early Voting		Election Day Voting		Total	
Yes		222	76.29%	0	0.00%	0	0.00%	222	76.29%
No		69	23.71%	0	0.00%	0	0.00%	69	23.71%
Cast Votes:		291	100.00%	0	0.00%	0	0.00%	291	100.00%
Undervotes:		0		0		0		0	
Overvotes:		0		0		0		0	
Unresolved write-in votes:		0		0		0		0	

Precinct Results Report

2026 February Special Election

Run Time 5:14 PM
Run Date 02/19/2026

San Juan County

2026 February Special

2/10/2026

Page 3

Official Results

Registered Voters

3043 of 7311 = 41.62%

Precincts Reporting

0 of 9 = 0.00%

11 San Juan SE

285 of 574 registered voters = 49.65%

Proposition No. 1 - Replacement Enrichment Levy

Choice	Party	Absentee Voting		Early Voting		Election Day Voting		Total	
Yes		222	77.89%	0	0.00%	0	0.00%	222	77.89%
No		63	22.11%	0	0.00%	0	0.00%	63	22.11%
Cast Votes:		285	100.00%	0	0.00%	0	0.00%	285	100.00%
Undervotes:		0		0		0		0	
Overvotes:		0		0		0		0	
Unresolved write-in votes:		0		0		0		0	

Precinct Results Report
 2026 February Special Election
 Run Time 5:14 PM
 Run Date 02/19/2026

San Juan County

2026 February Special

2/10/2026

Page 4

Official Results
 Registered Voters
 3043 of 7311 = 41.62%
 Precincts Reporting
 0 of 9 = 0.00%

12 San Juan SW

392 of 863 registered voters = 45.42%

Proposition No. 1 - Replacement Enrichment Levy

Choice	Party	Absentee Voting		Early Voting		Election Day Voting		Total	
Yes		286	73.33%	0	0.00%	0	0.00%	286	73.33%
No		104	26.67%	0	0.00%	0	0.00%	104	26.67%
Cast Votes:		390	100.00%	0	0.00%	0	0.00%	390	100.00%
Undervotes:		2		0		0		2	
Overvotes:		0		0		0		0	
Unresolved write-in votes:		0		0		0		0	

Precinct Results Report

2026 February Special Election

Run Time 5:14 PM
Run Date 02/19/2026

San Juan County

2026 February Special

2/10/2026

Page 5

Official Results

Registered Voters
3043 of 7311 = 41.62%
Precincts Reporting
0 of 9 = 0.00%

13 San Juan CTRL

431 of 1,058 registered voters = 40.74%

Proposition No. 1 - Replacement Enrichment Levy

Choice	Party	Absentee Voting		Early Voting		Election Day Voting		Total	
Yes		317	73.55%	0	0.00%	0	0.00%	317	73.55%
No		114	26.45%	0	0.00%	0	0.00%	114	26.45%
Cast Votes:		431	100.00%	0	0.00%	0	0.00%	431	100.00%
Undervotes:		0		0		0		0	
Overvotes:		0		0		0		0	
Unresolved write-in votes:		0		0		0		0	

Precinct Results Report

2026 February Special Election

Run Time 5:14 PM
Run Date 02/19/2026

San Juan County

2026 February Special

2/10/2026

Page 6

Official Results

Registered Voters
3043 of 7311 = 41.62%
Precincts Reporting
0 of 9 = 0.00%

14 San Juan West

421 of 919 registered voters = 45.81%

Proposition No. 1 - Replacement Enrichment Levy

Choice	Party	Absentee Voting		Early Voting		Election Day Voting		Total	
Yes		317	75.48%	0	0.00%	0	0.00%	317	75.48%
No		103	24.52%	0	0.00%	0	0.00%	103	24.52%
Cast Votes:		420	100.00%	0	0.00%	0	0.00%	420	100.00%
Undervotes:		1		0		0		1	
Overvotes:		0		0		0		0	
Unresolved write-in votes:		0		0		0		0	

Precinct Results Report

2026 February Special Election

Run Time 5:14 PM
Run Date 02/19/2026

San Juan County

2026 February Special

2/10/2026
Page 7

Official Results

Registered Voters
3043 of 7311 = 41.62%
Precincts Reporting
0 of 9 = 0.00%

15 San Juan North

331 of 763 registered voters = 43.38%

Proposition No. 1 - Replacement Enrichment Levy

Choice	Party	Absentee Voting		Early Voting		Election Day Voting		Total	
Yes		227	68.79%	0	0.00%	0	0.00%	227	68.79%
No		103	31.21%	0	0.00%	0	0.00%	103	31.21%
Cast Votes:		330	100.00%	0	0.00%	0	0.00%	330	100.00%
Undervotes:		1		0		0		1	
Overvotes:		0		0		0		0	
Unresolved write-in votes:		0		0		0		0	

Precinct Results Report

2026 February Special Election

Run Time 5:14 PM
Run Date 02/19/2026

San Juan County

2026 February Special

2/10/2026

Page 8

Official Results

Registered Voters
3043 of 7311 = 41.62%

Precincts Reporting
0 of 9 = 0.00%

16 San Juan East

338 of 751 registered voters = 45.01%

Proposition No. 1 - Replacement Enrichment Levy

Choice	Party	Absentee Voting		Early Voting		Election Day Voting		Total	
Yes		265	78.40%	0	0.00%	0	0.00%	265	78.40%
No		73	21.60%	0	0.00%	0	0.00%	73	21.60%
Cast Votes:		338	100.00%	0	0.00%	0	0.00%	338	100.00%
Undervotes:		0		0		0		0	
Overvotes:		0		0		0		0	
Unresolved write-in votes:		0		0		0		0	

Precinct Results Report

2026 February Special Election

Run Time 5:14 PM
Run Date 02/19/2026

San Juan County

2026 February Special

2/10/2026
Page 9

Official Results

Registered Voters
3043 of 7311 = 41.62%
Precincts Reporting
0 of 9 = 0.00%

17 Turn Point

169 of 394 registered voters = 42.89%

Proposition No. 1 - Replacement Enrichment Levy

Choice	Party	Absentee Voting		Early Voting		Election Day Voting		Total	
Yes		126	74.56%	0	0.00%	0	0.00%	126	74.56%
No		43	25.44%	0	0.00%	0	0.00%	43	25.44%
Cast Votes:		169	100.00%	0	0.00%	0	0.00%	169	100.00%
Undervotes:		0		0		0		0	
Overvotes:		0		0		0		0	
Unresolved write-in votes:		0		0		0		0	

*** End of report ***